



2024 TWINS MEDIA GUIDE

MINNESOTA





MINNESOTA TWINS BASEBALL CLUB

TARGET FIELD



1 Twins Way

Minneapolis, MN 55403

Telephone (612) 659-3400

Ticket Information: (612) 33-TWINS or 1-800-33-TWINS

@Twins • facebook.com/twins • www.twinsbaseball.com

ADMINISTRATION

Control Owner.....	Jim Pohlada
Executive Chair.....	Joe Pohlada
President & Chief Executive Officer.....	Dave St. Peter
President, Baseball Operations.....	Derek Falvey
Executive Vice President, Chief Administrative Officer/Chief Financial Officer.....	Kip Elliott
Executive Vice President, Chief Business Officer.....	Meka Morris
Senior Vice President, Chief Technology Officer.....	John Avenson
Senior Vice President, Consumer Revenue.....	Mike Clough
Senior Vice President, General Counsel.....	Mary Giesler
Senior Vice President, Operations.....	Matt Hoy
Senior Vice President, Chief Strategy Officer.....	Jason Lee
Senior Vice President, Human Resources.....	Leticia Silva
Senior Vice President, General Manager.....	Thad Levine
Vice President, Deputy General Counsel.....	Mari Guttman
Senior Director, Ballpark Development and Planning.....	Dan Starkey
Senior Associate Counsel.....	Wyatt Littles, Marlo Miksche
Senior Executive Assistant.....	Danielle Berg
Executive Assistant.....	Tina Flowers
Special Assistants.....	Bert Blyleven, Dick Bremer, Rod Carew, Kent Hrbek, Jim Kaat, Tom Kelly, Tony Oliva

BASEBALL OPERATIONS

Vice President, Assistant General Manager.....	Daniel Adler
Vice President, Assistant General Manager.....	Jeremy Zoll
Vice President, International Scouting & Special Advisor to Baseball Operations.....	Kevin Goldstein
Vice President, Hitting Development & Acquisitions.....	Alex Hassan
Vice President, Amateur Scouting.....	Sean Johnson
Vice President, Baseball Operations Strategy & Innovation.....	Josh Kalk
Special Assistants to Baseball Operations.....	Michael Cuddyer, LaTroy Hawkins, Paul Molitor, Justin Morneau
Pitching Development & Acquisitions Specialist.....	Matt Daniels
Senior Advisor, Scouting.....	Deron Johnson
Senior Director, Team Travel.....	Mike Herman
Director, Baseball Research.....	Dane Sorensen
Director, Baseball Technology.....	Sean Harlin
Director, Latin America Scouting.....	Roman Barinas
Director, Player Development.....	Drew MacPhail
Director, Professional Player Procurement.....	Brad Steil
Director, Player Education.....	Amanda Daley
Director, Minor League & High Performance.....	Brian Maloney
Director, Minor League Pitcher Development.....	Tommy Bergjans
Assistant Director, Amateur Scouting.....	Tim O'Neil
Assistant Director, Baseball Operations.....	Nick Beauchamp
Assistant Director, Baseball Research.....	Kevin Wright
Assistant Director, Player Development.....	Frankie Padulo
Assistant Director, Professional Player Procurement.....	Navery Moore
Assistant Director, Florida & Dominican Operations.....	Victor Gonzalez
Assistant Director/Coach, Sports Science.....	Martijn Verhoeven
Assistant Director, Player Development Research.....	Josh Ruffin
Manager, Scouting Research.....	Ezra Wise
Manager, Minor League Operations.....	Jason Davila
Assistant Manager, Florida Operations.....	Cole Satterfield
Managers, International Scouting.....	Andreina Salas Guzmán, Iván Verástica Mora
Manager, Baseball Operations.....	Hailey Leviton



BASEBALL OPERATIONS (CONTINUED)

Manager, Baseball Technology-Major League.....	David Jeffrey
Manager, Baseball Technology-Minor League.....	Tyler Schmitz
Manager, Sports Science.....	Colin Robertson
Project Manager, Baseball Research.....	Ryan Wolfson
Biomechanist, Sports Science.....	Chris Curran, JJ Lamb
Coordinator, Amateur Scouting.....	Annika Mau
Coordinator, Professional Player Procurement.....	Chris Mitchell
Coordinator, Minor League Operations.....	Lisa Maria Tolentino
Senior Analyst, Baseball Research.....	Grey Wilburn
Analyst, Advance Scout.....	Holden Bridge
Analysts, Baseball Research.....	Jake Bensky, Andrew Ettel, Monica Williams
Analyst, Pitching Development.....	Chad Raines
Analyst, Player Development Research.....	Nihar Maskara
Analyst Engineers, Core Research.....	Santiago Caride, Dorothy Leshner
Analyst, Pro Scouting.....	Sam Isenberg
Analyst, Scouting Research.....	George Miller
Analyst, Sports Science.....	Chris Bailey
Major League Quality Control Coach.....	Nate Dammann

BALLPARK OPERATIONS

Vice President, Ballpark Operations.....	Dave Horsman
Senior Director, Facilities.....	Gary Glawe
Senior Director, Guest Experience.....	Patrick Forsland
Senior Director, Security.....	Jeff Beahen
Director, Ballpark Maintenance.....	Dana Minion
Director, Team Security.....	Charles Adams III
Director, Target Field Events.....	Quinn Handahl
Head Groundskeeper.....	Larry DiVito
Senior Manager, Guest Services.....	Bryan Johnson
Manager, Field Maintenance.....	Jarad Alley
Manager, Guest Services.....	Michelle Bubon
Manager, Tours & Event Support.....	Ivan Cardona
Manager, Event Services.....	Lauren Harvey
Manager, Ballpark Operations.....	Ryan Heither
Manager, Event Security.....	Randy Hofstad
Manager, Building Security.....	Steve Sattig
Manager, Event Sales.....	Alyssa Shultz
Manager, Grounds.....	Trent Waters
Supervisor, Grounds Quality Control.....	Reid Olson
Supervisor, Tarp Crew.....	Ian Almqvist
Coordinator, Ballpark Operations.....	William Heise
Coordinator, Ballpark Tours.....	Kaitlyn Olson
Coordinator, Target Field Event Services.....	Brenda Wu
Associate, Target Field Events.....	Grace Rogers
Facilities Engineer.....	Ryan Rikkola
Maintenance Mechanics.....	Dan Deephouse, Aaron Goldenstein, Taylor McCabe
Master Electrician/Project Manager.....	Jason Bifulk
Electrician/Maintenance Mechanic.....	William Barnes
Maintenance Mechanic/Painter.....	Matthew Saros

BRAND PARTNERSHIPS

Vice President, Commercial Revenue.....	Sean Moore
Senior Director, Partnership.....	Amelia Johnson
Director, Radio Broadcast Sales.....	Doug Beck
Director, Partnership Research & Strategy.....	Will Clayton
Director, Partnerships and Florida Business Development.....	Phylicia Douglas
Director, Brand Partnership Development.....	Chad Jackson
Senior Manager, Radio Partnerships & Administration.....	Amy Johnson
Senior Manager, Brand Partnership Development.....	Trevor Wallace
Manager, Partnership Activation.....	Alexa Bartels
Manager, Partnership Research & Strategy.....	Kevin Nelson
Manager, Florida Sales & Community Engagement.....	Kaitlyn Raile

BRAND PARTNERSHIPS (CONTINUED)

Account Manager, Partnership Activation	Katie Amys
Account Specialists, Partnership Activation	Meghan McNaney, Justine Miller, Cole Vande Vegte

BROADCAST

Senior Director, Broadcast	Andrew Halverson
Radio Network Producer/Host	Mark Genosky
Radio Network Play-by-Play	Kris Atteberry
Radio Network Play-by-Play/Analyst	Dan Gladden
Radio Analysts	Paul Molitor, Glen Perkins
Radio Network Host/Assistant Producer	Lexi Schweinert
Radio Engineer	Kyle Hammer
Television Play-by-Play	Cory Provus
Television Analysts	LaTroy Hawkins, Justin Morneau, Glen Perkins, Trevor Plouffe, Roy Smalley, Denard Span
Spanish Radio Play-by-Play	Alfonso Fernandez
Spanish Radio Analyst	Tony Oliva

BUSINESS STRATEGY & ANALYTICS

Senior Director, Strategy & Insights	Brandon Johnson
Director, Business Intelligence & Analytics	Lisa Moschkau
Senior Analysts, Business Intelligence & Analytics	Angela Hawkins, Jeffrey Yang
Senior Manager, CRM & Business Intelligence	Tomas Benzo
Manager, Strategy & Insights	Eric Gebeke
Manager, Strategic Fan Insights	Hannah Luehman
Analyst, Business Intelligence & Analytics	Owen Council

CLUBHOUSE

Equipment Manager	Rod McCormick
Visiting Clubhouse Manager	Marcus McKenzie
Assistant Manager, Home Clubhouse	Tim Burke
Assistant, Home Clubhouse	Frank Hanzlik
Head Performance Chef	Kyle McCleary
Bullpen Catchers	Anderson De La Rosa, Connor Olson

COMMUNITY ENGAGEMENT

Vice President, Community Engagement	Nancy O'Brien
Senior Director, Community Engagement & Executive Director, Minnesota Twins Community Fund	Kristin Rortvedt
Senior Director, Community Engagement & Inclusion	Eric Hudson
Director, Community Engagement/Events	Julie Vavruska
Manager, Community Impact	Hannah Bremer
Manager, Youth Engagement	Chelsey Falzone
Manager, Mascot Programs	Steven Alexander
Coordinators, Community Engagement	Kobi Allen, Mackenzie Bongard, Wesley Jones, Viridiana Arevalo Martinez
Coordinator, Community Engagement	Rachel Snyder
Mascot Assistant	Cullen Wiley

FINANCE, PROCUREMENT & OFFICE SERVICES

Vice President, Finance	Andy Weinstein
Senior Director, Procurement	Bud Hanley
Director, Accounting	Lori Windschitl
Senior Manager, Accounting	Matt Fernholz
Senior Manager, Financial Planning & Analysis	Mike Kramer
Senior Manager, Procurement	Mike Sather
Senior Manager, Ticket Accounting	Jerry McLaughlin
Senior Accountant	Lyndsey Taylor
Senior Coordinator, Accounts Payable	Amy Fong-Christianson
Coordinator, Procurement	Danielle Jorgenson
Coordinator, Office Services	Nora Lund
Associate, Office Services	Alex Fisher

HUMAN RESOURCES

Senior Director, Compensation & Benefits	Lori Beasley
Director, Inclusion & People Development	Cecilia Lettner

HUMAN RESOURCES (CONTINUED)

Director, Human Resources	Jen Lundquist
Senior Human Resources Generalist	Holly Corbin
Senior Administrator, Payroll	Molly Partyka
Benefits Specialist	Kate Rollwagen
Human Resources Specialist/Recruiter	Emily van der Hagen
Analyst, HRIS	Katy Maring
Coordinator, Human Resources	Rafael Lewis

MARKETING & COMMUNICATIONS**BRAND MARKETING**

Vice President, Brand Marketing	Heather Hinkel
Senior Director, Brand Marketing	Becky Holten
Director, Project Management & Creative Services	Corrina Wertzberger
Director, Marketing Promotions & Special Events	Heather Rajeski
Senior Manager, Social & Event Marketing	Brea Prokop
Senior Manager, Owned Digital Marketing	Mac Slavin
Manager, Paid Marketing & Content	Abby Martinson
Manager, Authentics & Retail Marketing	Dominic Toeller
Coordinator, Social Media	Kassie Dunning
Coordinator, Brand Marketing	Sadie Keller
Assistant, Owned Marketing	Colin Carpenter
Associate, Authentics	Jay Bendfeldt

COMMUNICATIONS & CONTENT

Vice President, Communications & Content	Dustin Morse
Director, Game Day Experience	Sam Henschen
Director, Business Communications	Matt Hodson
Director, Creative Productions & Content	Jake Schmidt
Senior Manager, Baseball Communications	Mitch Hestad
Senior Manager, Game Day Experience & Design	Jeremy Loosbrock
Manager, Scoreboard & Event Production	Jim Diehl
Manager, Content & Photography	Brace Hemmelgarn
Senior Motion Graphics Producer	Matt Semke
Manager, Video Production	Peter Nelson
Graphic Designers	Rachel Haselhorst, Micah Tweeten
Coordinator, Communications	Nina Zimmerman
Coordinator, Communications/Interpreter	Mauricio Ortiz
Coordinator, Video Content	Kamdyn Fogo
Coordinator, Motion Graphics	Robin Gerke
Coordinator, Video Production	Daniel Coomey
Team Curator	Clyde Doepner
Public Address Announcer	Adam Abrams

MEDICAL & PERFORMANCE STAFF

Director, Medical High Performance	Dr. Chris Camp
Medical Director, Emeritus	Dr. John Steubs
Orthopedic Physicians	Dr. Gary Fetzer, Dr. Corey Wulf
Internal Medicine Physicians	Dr. Amy Beacom, Dr. Rahul Kapur, Dr. David Olson
Major League Sports Psychologist	Dr. Justin Anderson, Carlos Coto
Minor League Sports Psychologist	Dr. Jaimie Rubin, Eiron Sanchez, Luis Torres
Head Athletic Trainer	Nick Paparesta
Assistant Major League Athletic Trainers	Masamichi Abe, Jason Kirkman
Director, Strength and Conditioning	Ian Kadish
Major League Physical Therapist	Christian Hintz
Director, Minor League Medical Services	Bryan Housand
Coordinator, Minor League Medical Administration	Chad Jackson
Coordinator, Latin American Medical Administration	Axel Lopez
Minor League Physical Therapists	Nick Coberly, Danielle Honnette
Massage Therapist	Kelli Bartley
Director, Performance Nutrition	Kara Lynch
Performance Dietician	Lilly Araujo
Assistant, Performance Nutrition	Isabella Burrola

TECHNOLOGY

Vice President, Baseball Systems	Jeremy Raadt
Senior Director, Business Systems	Wade Navratil
Director, Information Security.....	Robert Jacoby
Director, Network Services, Technology Infrastructure	Tony Persio
Director, Technology Services, Technology Infrastructure.....	Ryan Schmit
Director, Data Engineer, Business Systems	Jason Neubauer
Senior Manager, Business Systems	Shelley Andrew
Senior Data Engineers, Baseball Systems	Josh Kragness, Jared Parish, Hans Van Slooten
Senior Data Quality Engineer, Baseball Systems	Brad Ankrom
Senior Developer, Baseball Systems	Nick Winegar
Senior Developer, Business Systems	Alex Lyzhoff
Developer, Baseball Systems	Anthony Metcalfe
Developer, Business Systems	Heather Bjoin
Technology Systems Administrator	Bilal Ghandour
Cloud Engineer, Technology Infrastructure	Alex Mantou
Data Quality Engineer, Baseball Systems.....	John Edman
Data Engineers, Business Systems	Michael Clark, Lin Pierce
Engineer, Production Technology	Blake LaBarre
Technology Operations Specialists	Savelle Anthony, Jack Olson
Junior Developer, Baseball Systems	James Barber

TICKET OPERATIONS

Vice President, Ticket Operations	Paul Froehle
Senior Director, Ticket Operations/Technology	Mike Stiles
Director, Florida Business Operations	Mark Weber
Senior Manager, Ticket Operations/Special Events	Ashley Geldert
Manager, Ticket Operations/Solutions	Colleen Seeker
Manager, Call Center/Fan Services	Chris Frogge
Manager, Ticket Operations/Technology.....	Kelton Splett
Senior Coordinator, Ticket Operations.....	Nick Doncits
Coordinator, Call Center/Fan Services	Briar Reichenbach
Associates, Ticket Operations.....	Jon Arends, Aaron Detert
Associates, Call Center	Dell Drey, Teriq Massie

TICKET SALES & SERVICE

Vice President, Ticket Sales & Strategy	Eddie Eixenberger
Senior Director, Suites & Premium Seating	P.J. Williams
Senior Director, Ticket Strategy & Membership Development.....	Rob Malec
Director, Group Sales & Service	Phil McMullen
Director, Season Membership & Retention	Craig Gumz
Director, New Business Development	Bryan Van Den Bosch
Manager, Group Sales & Service	Luis Breazeale
Manager, Inside Sales	Jack Heruth
Manager, Premium & Club Seating	Alex Hover
Manager, Suites & Premium Seating.....	Emily Hagen
Managers, Suites & Premium Sales	Todd Krulwich, Brayden Woodhead
Manager, Season Membership & Retention.....	Cory Johnson
Senior Business Development Executives	Ben Gorman, Jeff Hackenmueller, Quinn Hammond, Luke Phifer
Senior Group Sales & Service Executive	Peter Farley
Senior Season Ticket Sales & Service Executives.....	Brian Bessler, Andrea McLaughlin, Nick Sarnicki
Business Development Executives	Tyrone Mattison, Andrew Praml, Major Postma
Group Ticket Sales & Service Executives	Nate Anderson, Jake Langer, Liz Pilarski, Ryan Thomson
Premium Services Executives	Gaby Kuehn, Shannon Stagliano
Season Ticket Sales & Service Executives	Victoria Cole, Shea Swanson
Inside Sales & Service Executives	Jake Beeson, Anne Colwell, Carter Elliott, Evan Wong
Business Events Specialist	Joe Morin
Coordinators, Ticket Sales & Service.....	Jenna Hill, Jackson Kirchoff
Inside Sales & Service Representatives	John Clark, Max Kjome, Peter Krahn, Ashley VanKempen

THE TWINS' COMMITMENT TO DIVERSITY & INCLUSION

Twins Diversity & Inclusion Statement: Cultivating diverse voices, perspectives and experiences to build a better us.

We commit to respect and celebrate our differences through the common connection of baseball. Our unique perspectives and experiences foster a welcoming, inclusive and collaborative environment that enhances the development of our employees and enriches our organization. We are accountable to create and maintain an environment where everyone feels valued, respected and empowered to freely express their authentic selves.



Twins IDEA (Inclusion, Diversity, Equity, Action) Council Mission Statement:

- Twins' IDEA Council strives to be a change leader in diversity, equity and inclusion by recognizing and empowering the strength of our unique perspectives and experiences. We will work to forge pathways and enact internal policy that changes the attitudes of conformity with the fundamental principles of humanity, respect, social justice, and equity.
- Foremost among these, we endeavor to cultivate the type of environment where people of all backgrounds can thrive. In pursuit of this goal, we will aim to engage in difficult conversation, aid in reshaping long-held beliefs, and harmonize these values and actions to provide opportunities in employment, development, and promotion.

GUIDING PRINCIPLES

- Unity
- Honesty
- Empathy
- Accountability
- Short Term vs. Long Term

IDEA COUNCIL MEMBERS

Ivan Cardona (Co-chair).....	Manager, Tours & Event Support
Mari Guttman (Co-chair).....	Vice President, Deputy General Counsel
Kobi Allen.....	Coordinator, Youth Baseball & Softball
John Avenson.....	Senior Vice President, Chief Technology Officer
Kevin Goldstein.....	Special Assistant, Player Personnel
Lauren Harvey.....	Manager, Event Services
Chad Jackson.....	Director, Brand Partnership Development
Josh Kalk.....	Vice President, Baseball Operations Strategy & Innovation
Jason Lee.....	Senior Vice President, Chief Strategy Officer
Tyrone Mattison.....	Business Development Executive
Linda Merlo.....	Supervisor, Language & Culture Development
Wesley Wright.....	Professional Scout





JIM POHLAD

CONTROL OWNER



2024 marks Jim Pohlad's 41st season with the Minnesota Twins, owned by the Pohlad family since 1984. Jim handed day-to-day Twins operations over to Joe Pohlad in 2022 but continues to be involved in Twins as the Control Owner, serving as the club's primary liaison with Major League Baseball.

In addition to his work with the Twins, Jim is the Chair of the Pohlad Investment Committee and serves on several committees for Major League Baseball.

Through his role on the board of the Pohlad Family Foundation, Jim is engaged in programs that work to reduce disparities among families and youth experiencing homelessness in the Twin Cities. In past years, he has supported and provided leadership to the Greater Twins Cities United Way, Minneapolis Institute of Arts, the Greater Minneapolis

Chamber of Commerce, The Minneapolis Foundation and Park Nicollet Health Services and Melrose Institute.

Jim resides with his family in the city of Minneapolis.



★ THE TWINS TRADITION ★

PASSION

We come from diverse backgrounds and are united by the common bond of baseball. We are committed to winning on the field, delighting our fans, and growing the game that we love.

HUSTLE

Every day, we bring it – effort, pure and simple – on and off the field. We never give up.

HEART

Our team is compassionate, loyal and authentic. We are devoted to giving back to Twins Territory and inspiring each member of our community.

FUN

From our clubhouse to our front office, we strive to deliver magic moments that bring unbridled joy to everyone throughout Twins Territory.

TWINS TRADITION AWARD

Given annually to a Twins employee who best exemplifies the four pillars of the Twins Tradition.

- 2012 – Jim Rantz, Senior Director of Minor League Operations
- 2013 – Lori Beasley, Director of Payroll
- 2014 – Patrick Forsland, Director of Guest Services
- 2015 – Mike Stiles, Director of Box Office
- 2016 – Beth Vail Palm, Manager of Marketing Communications
- 2017 – Larry DiVito, Head Groundskeeper
- 2018 – Bilal Ghandour, Technology Operations Specialist
- 2019 – Chelsey Falzone, Community Relations Coordinator
- 2020 – Sam Henschen, Director of Game Day Experience
- 2021 – Leticia Silva, Senior Vice President of Human Resources
- 2022 – Laura Day, Executive Vice President, Chief Business Officer
- 2023 – Jeremy Raadt, Vice President, Baseball Systems





JOE POHLAD

EXECUTIVE CHAIR



Joe Pohlad, who has served on the Pohlad Companies' Board of Directors since 2023, was named Executive Chair of the Minnesota Twins in November 2022. Joe provides day-to-day leadership, oversight and strategic guidance for the Twins' baseball and business operations.

During his first year as Executive Chair, Joe was instrumental in establishing, and now bringing to life, the organization's innovative new mission: To set the standard for a modern sports and entertainment brand that shapes a better tomorrow for all. At the league level, he is a member of Major League Baseball's Long-Range Planning Committee.

Currently in his 18th season with the Twins, Joe began his Pohlad Companies career with the club in 2007. He has held various positions within the organization, including in the areas of baseball operations, marketing and communications. As Executive Vice President, Brand Strategy & Growth from 2018-22, he had oversight of the club's brand marketing, content production, game day experience and innovation. Joe also spearheaded the creation of the Twins Accelerator program and led the development of the Twins' new marks and uniforms – which debuted to widespread acclaim in 2023. He was named to *Twin Cities Business'* list of "100 People to Know" in 2020 and 2024.

In 2015, Joe became CEO of Go Media, home to radio station Go 96.3. Under Joe's leadership, Go Media diversified its format and reach in the Twin Cities region. He led the transition of 96.3 from a classic rock and Twins Baseball format to modern alternative and, with the purchase of 95.3, launched a modern hip hop station in 2016.

Joe joined the Pohlad Foundation Board of Directors in 2017 and, along with his cousin Kiki, became the first grandchildren of Carl and Eloise to serve in this role. Upon its creation in 2020, he joined the foundation's Racial Justice Grants Committee, which plays a key role in advancing its Racial Justice program. Joe is also a founding board member of One2One Mentoring in Brooklyn Park and sits on the board of the Lopsett Foundation.

A Twin Cities native, Joe graduated from Stonehill College in Easton, MA with a B.A. in communications. Joe resides in Edina, MN, with his wife, Sara, and their sons, Sam, Noah and Issac.



TWINS LEADERSHIP HISTORY

OWNERSHIP

Carl R. Pohlad Family, 1984-present
Calvin R. Griffith Family, 1961-84

PRESIDENTS/CEO'S

Dave St. Peter, 2002-present
Jerry Bell, 1987-2002
Chris Clouser, 2000
Howard Fox, 1984-87
Calvin Griffith, 1961-84

CHIEF BASEBALL OFFICERS, PRESIDENTS OF BASEBALL OPS

Derek Falvey, 2016-present

GENERAL MANAGERS

Thad Levine, 2016-present
Terry Ryan, 1994-2007, 2011-16
Bill Smith, 2007-11
Andy MacPhail, 1986-94
Howard Fox, 1985-86
Calvin Griffith, 1961-84



DAVE ST. PETER

PRESIDENT AND CHIEF EXECUTIVE OFFICER



Dave St. Peter was named the fourth president in Minnesota Twins history on November 26, 2002. St. Peter also assumed the Chief Executive Officer title on December 21, 2016 and continues to oversee the team's day-to-day operations, strategic planning and interaction with Major League Baseball.

St. Peter played a central role in the approval, design, construction and opening of Target Field, which was named 2011 Sports Facility of the Year by the Sports Business Journal (SBJ). He also has played leadership roles in securing the 2022 Discover NHL Winter Classic® for Target Field, a New Year's Day extravaganza described in the Star Tribune as a "postcard for Minnesota"; construction of a new player-development Academy in the Dominican Republic; hosting the 2014 Major League Baseball All-Star Game, which earned finalist honors from SBJ for "Event of the Year"; expansion of the Lee Health Sports Complex in Fort Myers, FL — named Ballpark Digest's 2015 "Major Ballpark Renovation of the Year"; as well as forging the team's partnership with Hennepin County on the design and programming of Minnesota's award-winning intermodal transit hub — Target Field Station. In 2020, St. Peter led the Twins' effort to build a new, player development-focused partnership with the St. Paul Saints.

The 2024 season is St. Peter's 35th with the Twins. He joined the organization as an intern in 1990 and over his first decade with the franchise held a variety of positions including Pro Shop Manager, Communications Manager, Vice President of Corporate Communications and Senior Vice President of Business Affairs. As the club president, the Twins established a new single-season franchise attendance record in 2010 by attracting more than 3.2 million fans to Target Field, while the team was recognized by ESPN as having the best stadium experience in all of professional sports. St. Peter's leadership has been integral to the team's Diversity, Equity and Inclusion commitment; development of the "Magic Moments" customer service initiative; the "Go Twins, Go Green" environmental stewardship platform; expansion of the Treasure Island Baseball Network; aggressive community outreach; and expansive alumni involvement — including creation of the Twins Hall of Fame.

St. Peter has been part of a leadership team helping the franchise advance to postseason play 10 times since 2002, including nine American League Central Division titles. During St. Peter's leadership tenure, the Twins have twice been named "Organization of the Year" by Baseball America (2002 and '04). In 2006, the entire Twins organization was recognized as the Star Tribune's "Sports Person of the Year", while in 2002, the franchise received the Atlanta Sports Council's Horizon Award as the "Professional Sports Organization of the Year." The Twins organization was a finalist for SBJ's 2019 "Team of the Year" Award.

The "Twins Tradition" of Passion, Hustle, Heart and Fun has flourished under St. Peter's stewardship. Seven times, the Twins have been honored by the Star Tribune as one of the "Top 100" workplaces in Minnesota. In 2011, the Twins were celebrated by the Minneapolis Parks and Recreation Board with its "Living the Dream" Award. The Twins Community Fund, which celebrated its 30th year in 2021, was honored in 2000 with the Greater Minneapolis Chamber of Commerce's Quality of Life Award and in 2006 with a Project EverGreen Stewardship Award. In 2016, the Minneapolis Regional Chamber of Commerce presented the Twins with an "Honored Company" Award in recognition of outstanding community service. Since 2012, the Twins have been a Yellow Ribbon Company in recognition of the club's support for veterans as well as active-duty soldiers. In 2019, the U.S. Green Building Council selected the Twins as a recipient of the prestigious Greenbuild Leadership Award recognizing excellence in the creation of healthier, more sustainable buildings and communities.

Individually, St. Peter has been named to the SBJ's and Minneapolis-St. Paul Business Journal's "Forty under 40" lists. In 2018, he was recognized by the Positive Coaching Alliance as Minnesota's Triple-Impact Competitor Business Executive of the Year. In 2022, Northern Star Scouting recognized St. Peter with the Spurgeon Award in appreciation for service as a role model for youth through career excellence and community service.

At the league level, St. Peter serves as a Trustee on the MLB-MLBPA Player Pension Committee. In the community, St. Peter co-chairs Minnesota Sports and Events and sits on the Steering Committee for the Minneapolis Downtown Council's Vision 2035. He also serves on the boards of NuLoop Partners and the University of North Dakota Alumni Association & Foundation.

St. Peter was born in Bismarck, North Dakota, and graduated from the University of North Dakota in 1989. Dave has three grown children and makes his home in Chanhassen, MN.



BUSINESS EXECUTIVES



KIP ELLIOTT

EXECUTIVE VICE PRESIDENT, CHIEF ADMINISTRATION OFFICER / CHIEF FINANCIAL OFFICER



Kip Elliott enters his 33rd year with the Twins in 2024 and was named to his current title on December 21, 2016. He was previously Executive Vice President, Business Administration and Chief Financial Officer since January 2012, after serving as Chief Financial Officer since January 1999.

Elliott joined the Twins in May 1992 as Accounting Manager and held the position of Controller from 1995-98. He was named Senior Vice President on August 28, 2006. He was employed by the public accounting firm of Coopers and Lybrand from 1989-92.

Elliott, who was named the 2010 “CFO of the Year” by the *Minneapolis/St. Paul Business Journal*, is responsible for overseeing the Twins’ finance, procurement, technology, and ballpark operations departments, including management of the organization’s annual financial reporting and its financial relationship with Major League Baseball. As part of the senior management team, he also plays a key role in the structuring and implementation of the club’s strategic plan, as well as the ongoing facility planning for Target Field, the Lee Health Sports Complex and the player-development Academy in the Dominican Republic.

Elliott serves as a trustee on MLB’s Non-Uniformed Personnel Pension Plan Committee and the Minor League Baseball Health & Welfare Plan, and is a member of MLB’s Insurance Task Force. Additionally, he serves on the Meet Minneapolis Board of Directors, participates in the MLB – ACP Military Mentoring Program, is a member of the University of Northern Iowa Accounting Advisory Council and serves on the Finance Committee of the Hudson Hockey Association.

Elliott, a certified public accountant, was raised in rural Fredericksburg, IA, and graduated summa cum laude from the University of Northern Iowa in 1989.



MEKA MORRIS

EXECUTIVE VICE PRESIDENT, CHIEF BUSINESS OFFICER



Meka Morris, who joined the Twins as the club’s first-ever Senior Vice President & Chief Revenue Officer in August 2021, was elevated to Executive Vice President, Chief Business Officer in November 2022. In her role, Morris leads the organization’s collaborative efforts to drive continued business growth and development, with a specific focus on the exploration and optimization of potential new and evolving revenue streams.

Morris’ key responsibilities are aimed at aligning and advancing the organization’s revenue-generating platforms – inclusive of Twins Baseball and Target Field, but also expanding beyond the ballpark and traditional industry boundaries. She has direct oversight of, and provides strategic guidance for, the club’s efforts and initiatives in business intelligence and analytics, innovation, brand partnerships, ticketing, suites and premium inventory, marketing and communications, broadcast, game entertainment, and Target Field’s non-baseball events.

Prior to joining the Twins, Morris served as Chief Revenue Officer for Tappit, a global payment and data ecosystem for events, sports stadiums, and venues. She successfully led the company’s business expansion into North America, landing deals with the Kansas City Chiefs, Jacksonville Jaguars, Cincinnati Reds and San Antonio Spurs, to name a few, while striking a strategic partnership with LEARFIELD. An established sports and entertainment executive, Morris also built an extensive track record of success working in sales and marketing-focused leadership roles for LEARFIELD, Legends Hospitality, Live Nation Entertainment, the Charlotte Hornets, the Oakland Raiders and the Cleveland Cavaliers.

A native of Boston, MA, Morris earned her B.S. in journalism and strategic communications from the University of Kansas, where she was a track and field athlete for the Jayhawks. Her late father, Boston Celtics legend Jo Jo White, had a stellar 12-year NBA career and was inducted into the Naismith Memorial Basketball Hall of Fame in 2015.

Meka and her husband, Shaun, reside in Downtown Minneapolis.

BUSINESS EXECUTIVES



JOHN AVENSON
SENIOR VICE PRESIDENT, CHIEF TECHNOLOGY OFFICER



John Avenson, who begins his 31st season with the Twins in 2024, was elevated to Senior Vice President, Chief Technology Officer in January 2021. Prior to being promoted to Vice President in December 2006, Avenson served as Director of Baseball IS/Network.

Avenson oversees and manages the purposes of technology for all disciplines of the organization. John and his team develop and deliver baseball, business and broadcast solutions that elevate the fan experience and team performance. His group creates, implements and operates innovative technology solutions at Target Field, the Lee Health Sports Complex and the Twins' Dominican Republic Development Academy.

Avenson was named a Chief Information Officer of the Year in 2013 by the *Minneapolis/St. Paul Business Journal* and in 2018 by the MinnesotaCIO ORBIE Awards. In 2021, John's

collaboration with the Large Venue Tech Collective was recognized with a Minnesota Technology Association Tekne award in the Vibrant Tech Ecosystem/Partnership category. He currently serves as Chair Emeritus on the Advisory Board of the MinnesotaCIO Leadership Association.

A veteran of the Persian Gulf War, Avenson served with the United States Marine Corps, where he maintained aircraft information for multiple fixed wing squadrons in the 3rd Marine Aircraft Wing.

A graduate of the University of Minnesota with a degree in Computer Science, Avenson and his family reside in Minnetonka, MN.



MIKE CLOUGH
SENIOR VICE PRESIDENT, CONSUMER REVENUE



Mike Clough, who enters his 16th season with the Twins in 2024 and seventh as a member of the senior leadership team, leads the club's guest-facing business strategies as the organization's first-ever Senior Vice President, Consumer Revenue. He is responsible for the Twins' ticket sales and service efforts, which includes oversight of season, premium, group and single-game ticket holder relationships, along with the club's revenue strategies associated with the Target Field Events business.

Clough originally joined the organization in 2009 and has served in the roles of Senior Director, Ticket Sales & Service from 2009 to 2013, Vice President, Ticket Sales & Service from 2014 to 2016, Senior Vice President, Ticket Sales & Service from 2016-19 and Senior Vice President, Ticket Sales & Brand Partnerships from 2019-21. At the league level, he

serves on both Major League Baseball's Ticketing and Diversity in Ticketing committees.

Prior to joining the Twins, Clough served in a leadership role with the NHL's Tampa Bay Lightning from 2003-09, and a five-year, sales-focused stint with the New York Islanders from 1998-2003. Clough is on the Board of Directors for the Positive Coaching Alliance of Minnesota and is also a 2015 Twin Cities Finest honoree as recognized by the Cystic Fibrosis Foundation.

A native of Long Island, NY, Clough graduated with a degree in sports management from Robert Morris University, where he was a leadership grant recipient and was also a member of the men's soccer team.

Mike and his family reside in Maple Grove, MN.

BUSINESS EXECUTIVES



MARY GIESLER

SENIOR VICE PRESIDENT, GENERAL COUNSEL



Mary Giesler joined the Twins organization as its first General Counsel on March 24, 2014. She was promoted to Senior Vice President, General Counsel in December 2016. As the organization's chief legal officer, Giesler oversees a team that provides legal counsel and strategic oversight on all business-related matters, while serving as the club's liaison with Major League Baseball's legal department.

Since joining the Twins, Giesler has led the club's legal efforts for the public-private development of Target Field Station, a unique transit hub with public gathering spaces immediately adjacent to Target Field; the construction of a new player-development Academy in the Dominican Republic, which opened in January 2017; and significant affiliate transactions resulting from 2020's restructuring of the Major and Minor League Baseball player development model. In 2021, she was named Notable General Counsel by *Twin Cities Business*.

Prior to joining the Twins organization, Giesler was a long-time partner at the Minneapolis-based law firm of Kaplan, Strangis and Kaplan (KSK), where she served a variety of clients in the areas of public-private partnerships, corporate governance, mergers and acquisitions, and securities law matters. Through her work at KSK, Giesler played a key role in the negotiation and preparation of many agreements that were integral to the approval, design, construction and opening of Target Field. Prior to joining KSK, Giesler spent eight years at the Minneapolis firm of Lindquist & Vennum. In 2014, she was named an Attorney of the Year by *Minnesota Lawyer*.

Giesler received her law degree from William Mitchell College of Law and her B.A. from Gustavus Adolphus. She currently serves on the Board of Directors for the Minneapolis Regional Chamber.

A native of Aitkin, MN, she and her husband, Loren, make their home in St. Paul, MN.



MATT HOY

SENIOR VICE PRESIDENT, OPERATIONS



Matt Hoy, who begins his 39th year with the Twins in 2024, was named Senior Vice President, Operations on January 18, 2012. His responsibilities include oversight of ballpark operations, guest and premium services, security, office services, grounds, maintenance, concessions and merchandise sales. Hoy is also the Twins' liaison to the Minnesota Ballpark Authority and Delaware North.

Hoy and his staff have played a key role in Target Field's continued standing as one of the premier sporting and entertainment venues in the Upper Midwest, successfully executing operations for annual ballpark enhancements and jewel events such as Major League Baseball's Postseason (2010, '19, '20 and '23) and All-Star Game (2014); multiple sporting events including Minnesota prep tournaments, an international soccer match (2016), NCAA

football games (2017, '19 and '23) and the 2022 Discover NHL Winter Classic®; and 23 concerts and music festivals.

Hoy joined the Twins in January 1986 as a member of the sales staff, and has held positions as Director of Novelty Operations and Director of Sales. He was the Director of Operations before his promotion to Vice President in April 1992. Away from the ballpark, Matt supports the JDRF Walk to Cure Diabetes.

Hoy was born in St. Paul and attended Blake School in Hopkins, MN. Matt and his wife, Katie, reside in Mound, MN.

BUSINESS EXECUTIVES



JASON LEE
SENIOR VICE PRESIDENT, CHIEF STRATEGY OFFICER



Jason Lee joined the Twins as Vice President, Business Strategy and Analytics in December 2018, was elevated to Senior Vice President in February 2021 and became the organization's first-ever Chief Strategy Officer on January 6, 2022. In his role, Lee leads the development of strategic growth initiatives, advanced business analytics and consumer insights for the club. He was named to *Twin Cities Business'* list of "100 People to Know" in 2020.

Lee is responsible for leading key areas of growth for the Twins organization, including the club's innovation strategy and its strategic business plan. He also oversees business intelligence, predictive analytics, consumer data modeling and market research, while serving on the Twins' IDEA (Inclusion, Diversity, Equity, Action) Council.

Prior to joining the Twins, Lee served as Senior Business Development Manager at Amazon in New York, where he managed strategic growth partnerships and distribution for Amazon Prime Video. He also spent three years at Google, where he led data analytics and consumer insights in support of the company's advertising sales division. He has also held prior roles at Uber, Paperless Post and Cartesian.

Lee is a native of Lenexa, KS. He attended Brown University, receiving a bachelor's degree in international relations. He earned his MBA from Harvard Business School in 2016. Jason and his wife, Nicole, reside in Maple Grove, MN.



LETICIA SILVA
SENIOR VICE PRESIDENT, HUMAN RESOURCES



Leticia Silva, who is beginning her 27th season with the Twins in 2024, was promoted to Senior Vice President, Human Resources in January 2021. She began her Twins career as an intern in 1998, joined the club's Finance/Human Resources department full-time during the 1998 season, and was elevated to Vice President in January 2020.

Silva, who was named to the *Sports Business Journal's* Game Changers: Women in Sports Business Class of 2022, oversees the club's Human Resources department, which includes talent acquisition, organizational and employee development, compensation, benefits, diversity and inclusion, HRIS, employee relations and administrative services.

Also, she was the recipient of the Twins Tradition Award in 2021.

Silva received her Bachelor of Science degree from the University of Minnesota Carlson School of Management, where she was a four-year recipient of the university's Puckett Scholarship founded by Kirby and Tonya Puckett. Leticia currently holds certification as a Senior Certified Professional through the Society of Human Resources Management (SHRM-SCP) and a Senior Professional in Human Resources (SPHR) through the HR Certification Institute.

Leticia resides in St. Paul, MN, with her husband, Joe, and their five children, Elina, Liliانا, Joe Jr., Adriana and Marco.

ROBERTO CLEMENTE AWARD

Since 1971, Major League Baseball has annually presented an award that recognizes a player who best exemplifies the game of baseball through sportsmanship, community involvement and positive contributions to his team.

In 1973, following the tragic death of Roberto Clemente, the award was named to honor the man whose spirit and goodwill will always be remembered. The 12-time All-Star and Hall of Famer was killed in a plane crash in 1972 delivering food and medical supplies to earthquake victims in Nicaragua. The award recognizes those individuals who truly understand the value of helping others.

A panel of baseball dignitaries, including Vera Clemente and the Commissioner, annually selects the winner from a list of 30 candidates, one from each Major League Baseball Club. The winner of the national Roberto Clemente Award is announced during a pre-game ceremony at the World Series. Past winners include Jim Thome, Rod Carew (Twins - 1977), Dave Winfield (Twins - 1994), Kirby Puckett (Twins - 1996), Tony Gwynn, Willie Mays, Brooks Robinson, Al Kaline, Willie Stargell, Lou Brock, Phil Niekro, Gary Carter, Ozzie Smith, Derek Jeter, Albert Pujols, Edgar Martinez, John Smoltz, Craig Biggio, Cal Ripken, Jr., David Ortiz, Clayton Kershaw, Yadier Molina and many more.

The 2023 Minnesota Twins Roberto Clemente Award nominee was Carlos Correa. The winner was Yankees outfielder Aaron Judge.

BUSINESS EXECUTIVES



EDDIE EIXENBERGER VICE PRESIDENT, TICKET SALES AND SERVICE



Eddie Eixenberger, who enters his second season with the Twins in 2024 and 10th overall in the sports industry, leads the club's ticket sales and strategy efforts.

Prior to joining the Twins, Eixenberger served as the Vice President, Ticketing & Merchandising for the Fiesta Bowl. While there, he developed the bowl industry's first dynamic pricing model, strategically marrying the SeatGeek ticketing system with Event Dynamic pricing technology. This resulted in the bowl setting all-time ticketing revenue records for the 2022-23 bowl season. Other stops include ticket sales leadership roles at the Oakland Athletics from 2018-19 and the Sacramento River Cats from 2013-18.

A native of Chehalis, WA, Eixenberger graduated with a double major in human resources and business management from Boise State University.

Eddie and his yellow lab, Buster, reside in Minneapolis.



PAUL FROEHLE VICE PRESIDENT, TICKET OPERATIONS



Paul Froehle, who is in his 39th season with the Twins, was promoted to Vice President, Ticket Operations on December 18, 2013. Froehle joined the Twins in November 1985 as Ticket Manager for the club. He was promoted to Director of Ticket Operations in 1999. Prior to being named to his current position, he served as Senior Director of Ticket Operations since 2010.

Froehle oversees all ticket-related events hosted at Target Field, and at Lee Health Sports Complex during Spring Training. His responsibilities include distribution, processing, design layout and reporting of all tickets associated with Twins Baseball and Target Field.

He has been an active member of INTIX – International Ticketing Association, a nonprofit membership organization committed to leading the forum for the entertainment ticketing industry. Froehle also serves on the Board of Directors for Ticketing Services Group (TSG) of the Upper Midwest, which promotes the common interests of ticket service professionals through the sharing of ideas, information, knowledge and experiences. Prior to joining the Twins, he was the Assistant Ticket Manager with the NHL's Minnesota North Stars. In 2003, Froehle was voted Ticketing Professional of the Year by the INTIX Association.

The Hibbing, MN, native graduated from Fridley High School, attended North Hennepin Community College and graduated from Metropolitan State (MN) University. Froehle resides in Minneapolis.



MARI GUTTMAN VICE PRESIDENT, DEPUTY GENERAL COUNSEL



Mari Guttman joined the Twins in August 2021 as Deputy General Counsel, and was elevated to Vice President on January 1, 2024. Guttman assists the team's General Counsel with respect to all business-related legal matters, including maintaining the day-to-day responsibility for legal needs pertaining to the organization's brand partnerships, suites, ticket offerings, licensing and in-season activations. Guttman has taken on leadership responsibilities across the organization, including as co-chair of the Twins' IDEA (Inclusion, Diversity, Equity, Action) Council, and continues to expand and improve the organization's internal legal services and processes.

Prior to joining the Twins, Guttman was Associate Counsel for the NBA's Memphis Grizzlies. While in this role, she managed the team's in-house legal needs and served in a business and legal advisory capacity to the organization's executive management team. Guttman also spent three years as an Associate at the law firm of Skadden, Arps, Slate, Meagher & Flom LLP, where she represented public and private corporations in domestic and cross-border transactions in connection with acquisitions, divestitures, mergers, debt and equity offerings, restructurings, and other corporate governance matters.

Guttman attended law school at Stanford University and received her Bachelor's degree from Grinnell College. She is originally from Chicago and resides in Minneapolis.

BUSINESS EXECUTIVES



HEATHER HINKEL **VICE PRESIDENT, BRAND MARKETING**



Heather Hinkel, who is in her sixth season with the Twins, joined the organization in 2019 to help shape its future marketing structure, strategy and vision. She was promoted to Vice President, Brand Marketing in February 2020.

In her current role, Hinkel leads the Brand Marketing department, which is part of the club's collaborative Marketing Communications team. Her key responsibilities include oversight of digital strategy, media, advertising, promotions, experiential, social, fan research and, ultimately, the continued evolution of the Twins brand. She also helped lead the club's 2022-23 brand refresh.

Hinkel brings an expertise in brand, business, engagement and experience strategy, along with consumer insights and research, honed through more than 15 years of marketing

experience at renowned agencies.

A native of Chicago, Hinkel earned a degree in advertising and communications from the University of St. Thomas. Heather resides in Edina, MN, with her husband, Jared, and their children, Mason and Harper.



DAVE HORSMAN **VICE PRESIDENT, BALLPARK OPERATIONS**



Dave Horsman, who is in his 30th season with the Twins, was promoted to Vice President, Ballpark Operations in January 2020. He joined the Twins in April 1995 as an office services assistant and has held positions at all levels of stadium operations, most recently as Senior Director of Ballpark Operations.

In his current role, Horsman is responsible for the execution of all Target Field events, including security, guest services, emergency operations and event services. He also oversees day-to-day activities at the ballpark, as well as budgeting and expense management for all facets of ballpark operations.

Horsman serves on the board of Roots for the Home Team, and also holds volunteer positions with Ronald McDonald House Charities, Upper Midwest and the Minneapolis

Downtown Improvement District.

Dave and his wife, Andrea, reside in Roseville, MN, along with their daughters, Sydney and Natalie.



SEAN MOORE **VICE PRESIDENT, COMMERCIAL REVENUE**



Sean Moore joined the Twins in February 2022 and is responsible for the oversight of the club's corporate revenue. As the club's Vice President, Commercial Revenue, Moore oversees the development and implementation of strategies, plans and programs to enhance the Twins' brand partnership & premium seating sales, renewal and partner satisfaction efforts.

Prior to coming to Minnesota, Moore was the Vice President, Multimedia Rights at Playfly Sports, where he successfully expanded the company's Home Team Sports portfolio across Major League Baseball, the National Basketball Association and the National Hockey League. Sean also spent 12 years with the Chicago Bulls in their ticket sales and corporate partnerships teams, the latter of which he helped lead to notable deals with

FanDuel, Nestlé, Clorox, Progressive and Diageo, among others.

Moore is a cum laude graduate of Western Illinois University with a degree in marketing, while he holds a magna cum laude master's in brand communication from the University of Illinois' Gies College of Business.

Sean, his wife, Morgan, and their three children – Rylan, and twins Rory and Remy – reside in Plymouth, MN.

BUSINESS EXECUTIVES



DUSTIN MORSE VICE PRESIDENT, COMMUNICATIONS & CONTENT



Dustin Morse, who enters his 19th season with the Twins and his 23rd in Major League Baseball, was named Vice President, Communications & Content in November 2021. He joined the Twins' Media Relations department in 2006 and was promoted to Senior Director of Communications in 2015. In December 2020, Morse was given MLB's Robert O. Fishel Award for Public Relations excellence, joining Twins Hall of Famer Tom Mee (1988) as Minnesota's two recipients.

In his current role, Morse leads the Communications & Content department, which is part of the club's collaborative Marketing Communications team. His key responsibilities include oversight of all baseball and business communications efforts, creative content, publications, media and player relations, club archives and the Target Field game day entertainment experience. Morse also continues to provide leadership for the Twins Hall of Fame Committee.

Prior to joining the Twins, Morse enjoyed stints with the San Diego Padres (2004-05), Texas Rangers (2003), Chicago Cubs (2002) and the National Baseball Hall of Fame (2001). He served as the press liaison for Team Netherlands during the 2017 and 2023 World Baseball Classics and assisted Major League Baseball during the 2013, '14, '17, '18, '19, '21 and '22 All-Star Games.

Morse earned a degree in communications and legal studies from the University of Wisconsin-Madison. Dustin and his wife, Meghann, reside in Lakeville, MN, with their daughter, Madison, and son, Griffin.



NANCY O'BRIEN VICE PRESIDENT, COMMUNITY ENGAGEMENT



Nancy O'Brien, who is in her 24th season with the Twins, was named Vice President, Community Engagement in February 2019. In her current role, O'Brien leads the team's extensive community outreach efforts, highlighted by the work of the Twins Community Fund and the club's Community Engagement department. The engagement team is responsible for delivering on the Twins' priority to create positive impact in our community, inspire change, create unforgettable experiences and provide opportunities that build a better tomorrow.

Prior to shifting to her current role, O'Brien served as the club's Vice President, Brand Marketing and Senior Director, Brand Marketing. She held a similar position with the Oakland Athletics as their Director of Advertising and Premium Seating, until she returned

home to the Twin Cities and joined the Twins.

O'Brien received her bachelor's degree in economics from St. Olaf College and her MBA in marketing from the University of Minnesota Carlson School of Management.

Nancy, along with her husband, John, and three children, reside in Plymouth, MN.



ANDY WEINSTEIN VICE PRESIDENT, FINANCE



Andy Weinstein, who begins his 23rd season with the Twins in 2024, was named Vice President, Finance in January 2020. Weinstein joined the Twins in 2001 as the Director of Financial Planning and Analysis, before serving as Director, Finance from 2007-2009, followed by Senior Director, Finance from 2009-2019. Prior to joining the Twins, Weinstein was employed by the public accounting firm Arthur Andersen, where he worked in the audit practice from 1998-2001 and obtained his Certified Public Accounting license.

Weinstein oversees the daily accounting and finance functions of the club, including financial reporting, budgeting and cash management. He played a key role in developing the financial model used for the financing of Target Field and maintains the club's relationship with financing partners.

Weinstein served on the Board of Directors for Reach for Resources, Inc., a local nonprofit that provides therapeutic services and training to individuals with cognitive disabilities, from 2005-2018, and served as the Board Treasurer for 10 years.

A 1997 graduate of the University of Wisconsin-Madison, he and his wife, Jodie, reside in Minnetonka, MN, with their twin sons, Ben and Jimmy.

BASEBALL EXECUTIVES



DEREK FALVEY *PRESIDENT OF BASEBALL OPERATIONS*



Derek Falvey was named President of Baseball Operations in November 2019 after serving under the title of Executive Vice President, Chief Baseball Officer since October 2016. Under Falvey's leadership, the Twins have gone 538-494 (.521) and reached the postseason four times in his seven seasons, winning the American League Wild Card in 2017 and the American League Central Division in 2019, '20 and '23. Derek guided a reshaping of Minnesota's major league club prior to the 2019 season, which began with the hiring of manager Rocco Baldelli, who has led the Twins to a record of 375-333, the fifth-most wins in the American League in that span. In addition, the 2019 Twins posted a record of 101-61 for the second-most wins in Twins/Senators franchise history, trailing only the 1965 club that finished 102-60.

As the President of Baseball Operations, Falvey is responsible for establishing the vision and related strategies for the club's baseball operations. Specifically, he oversees all aspects of the department, including: the major league team, coaches and support staff; contract negotiations; player development; scouting; research and development; medical; and communications. Falvey is the sixth head of the Twins' Baseball Operations department, joining Calvin Griffith (1961-84), Howard Fox (1985-86), Andy MacPhail (1986-94), Bill Smith (2007-11) and Terry Ryan (1994-2007, 2011-16). He was named to *Twin Cities Business*' list of "100 People to Know" in both 2017 and 2018.

Falvey's career in baseball started with Cleveland in November 2007 when he began an internship in Baseball Operations. In his first three years with the now-Guardians franchise, Derek assisted both the Amateur and International Scouting departments, before spending the 2011 season as Assistant Director of Baseball Operations. He was promoted to Director of Baseball Operations in December 2011, then elevated to Assistant General Manager in 2016.

During his time in Cleveland, Derek assisted President of Baseball Operations Chris Antonetti and General Manager Mike Chernoff in all areas of baseball operations, including financial, statistical, and contractual dealings, and also contributed to all aspects of professional and amateur player procurement and development. He also oversaw the advance scouting process and worked closely with manager Terry Francona and the major league coaching staff to assist in the day-to-day management of major league operations.

Derek played baseball at Trinity College in Hartford, CT, where he earned a degree in economics in June 2005. After graduating, Falvey returned home to the Boston, MA area, where he worked until joining the Cleveland organization.

Derek resides in Edina, MN, with his wife, Meghan, their sons, Jack and Ryan, and daughter, Brynn.



BASEBALL EXECUTIVES



THAD LEVINE

SENIOR VICE PRESIDENT, GENERAL MANAGER



Thad Levine was hired by the Twins as Senior Vice President, General Manager in November 2016. Thad partners with President of Baseball Operations, Derek Falvey, to lead all facets of the Twins' baseball operations, including major league operations, scouting, player development and player procurement. He was named to *Twin Cities Business*' list of "100 People to Know" in 2018.

Levine spent 11 seasons as Assistant General Manager for the Texas Rangers, a position he held since October 2005. In that role, he assisted Rangers President of Baseball Operations/General Manager Jon Daniels with all responsibilities of major league operations, including player acquisitions, roster composition, contract negotiations, and statistical and financial analyses; he also oversaw Texas' International Scouting department. Prior to his time with the Rangers, Levine spent six seasons as Senior Director, Baseball Operations for the Colorado Rockies and, prior to that, was Colorado's Director of Baseball Administration (2002-04) and the team's Assistant Director of Baseball Administration (1999-2002).

Thad went to the Rockies from Los Angeles, where he worked one season for the Dodgers (business development) and earned an MBA from UCLA in 1999. He has marketing experience with Coca-Cola, the Rockport Company and Reebok, Ltd. Levine has served on the Board of Directors for several nonprofit entities.

Born in Alexandria, VA, Levine earned a bachelor's degree in 1994 from Haverford (PA) College, where he played baseball. Thad fulfilled some of his graduate work for his MBA from UCLA while abroad in Cape Town, South Africa.

Thad and his wife, Claudette, reside in Edina, MN, with their three children, Greta, Tess and Quinn.



BASEBALL EXECUTIVES



DANIEL ADLER

VICE PRESIDENT, ASSISTANT GENERAL MANAGER



Daniel Adler, who was named as an Assistant General Manager in November 2019 and elevated to Vice President in November 2021, enters his eighth season with the Twins, after originally joining the club as Director of Baseball Operations in 2017. He was named to *Twin Cities Business*' list of "100 People to Know" in 2019.

In his current role, Adler is responsible for heading up the club's arbitration, international scouting, and baseball research and development efforts, while he is involved in all facets of baseball operations, including roster construction, athletic performance, player acquisition and player development.

Adler began his career in baseball interning with the Labor Relations Department of Major League Baseball during the summers of 2009 and 2011. After his experiences with

MLB, Daniel worked for Boston Consulting Group, focusing on assessing the firm's internal analytic capabilities. In March 2012, he was hired by the Jacksonville Jaguars to launch and direct a newly created Football Research and Development department, one of the first of its kind in the NFL.

Adler, a native of Cleveland, earned his Bachelor of Arts in economics, J.D. and MBA from Harvard University. Daniel and his wife, Michele, reside in Minneapolis with their sons, Miles and Remy.



JEREMY ZOLL

VICE PRESIDENT, ASSISTANT GENERAL MANAGER



Jeremy Zoll, who was promoted to Vice President in November 2021, begins his fifth season as an Assistant General Manager and seventh overall with the Twins, after previously serving as Director of Minor League Operations from 2018-19. In his role, Zoll partners with Dr. Chris Camp to oversee the organization's performance team and drives developmental initiatives in the minor leagues.

Zoll's professional experience began with a summer internship with the Cincinnati Reds in 2011, which was followed by a video internship in 2012 for Toronto's minor league affiliate in Vancouver. In 2013, he started working for the Los Angeles Angels of Anaheim, where he coordinated the organization's efforts in advance scouting. After spending three years with the Angels, Zoll worked for the Los Angeles Dodgers, serving as their Assistant Director of Player Development for two seasons (2016-17). While with the Dodgers, he worked on a variety of organizational initiatives ranging from developmental player plans to experimental programs with the Research and Development department.

Zoll grew up in Ridgewood, NJ, and earned his Bachelor of Arts in East Asian Studies with a minor in Economics from Haverford College, while also catching and serving as a captain in his senior season for the Fords baseball team.

Jeremy and his wife, Tessa, reside in St. Louis Park with their daughter, Cecilia.



KEVIN GOLDSTEIN

VICE PRESIDENT, INTERNATIONAL SCOUTING & SPECIAL ADVISOR TO BASEBALL OPS




Kevin Goldstein is entering his third year with the Minnesota Twins, and was promoted to Vice President, International Scouting and Special Advisor to Baseball Operations in January 2024.

In his current role, Goldstein oversees all aspects of international scouting, including the identification, evaluation, and valuation processes. In addition to his international scouting duties, Goldstein advises the baseball operations group on a variety of personnel moves, including trades and free agent signings, while also working directly at times with agents and external clubs.

In his first two years with the Twins, Goldstein served as Special Assistant, Player Personnel, where he oversaw the transformation of the club's international scouting operation – adding the use of data, video and other technologies to modernize the department's processes. Prior to his time with the Twins, Goldstein spent nearly a decade with the Houston Astros, where he served as the club's Director of Pro Scouting before being promoted to Special Assistant to the GM; in that role, he provided leadership in pro, international and amateur player evaluation, while also consulting on roster moves.

Kevin lives in Campton Hills, IL, with his wife, Margaret, and a quartet of rescued animals.

BASEBALL EXECUTIVES



ALEX HASSAN

VICE PRESIDENT, HITTING DEVELOPMENT & ACQUISITIONS



Alex Hassan was promoted to his current role in November 2022 after previously serving as Director of Player Development for three seasons. He began his career with the Twins serving as the club's Assistant Director of Minor League Operations for the 2018 and 2019 seasons. This marks his seventh year working for the Twins.

Hassan helps lead in the oversight and operation of the Twins minor league system. He works with player development leaders, coordinators and coaches regarding on-field strategy, skill development plans and general programming. Additionally, he supports all facets of offensive player acquisition. Prior to joining the Twins, he served as a Player Development Consultant for the Los Angeles Dodgers in 2017.

He was originally drafted by the Boston Red Sox in the 20th round of the 2009 First-Year Player Draft after a successful career as a two-way player at Duke University. He played eight years professionally with the Red Sox, Texas Rangers, Oakland Athletics, Toronto Blue Jays and Los Angeles Dodgers organizations. Hassan made his major league debut with Boston on June 1, 2014.



SEAN JOHNSON

VICE PRESIDENT, AMATEUR SCOUTING



Sean Johnson, who begins his 23rd season with the Twins, was promoted to Vice President in January 2022 after serving as Director of Amateur Scouting since the 2017 campaign. In his role, Johnson establishes the Minnesota Twins Amateur Scouting philosophies. He is responsible for strategic preparation of the First-Year Player Draft and developing the club's amateur scouting staff. He also serves on the Board of Directors for the Twins Community Fund.

Johnson originally joined the Twins in 2002 as an area scout for Arizona, New Mexico, Utah, Wyoming and Colorado. He was promoted to West Coast Supervisor in 2007, overseeing that area's amateur scouts for the First-Year Player Draft.

Sean was a catcher at Wichita State University from 1996-98 and received his B.A. in exercise science and sport administration in 1999. Following his playing career, he stayed at his alma mater as Director of Baseball Operations from 2000-01.

Sean, his wife Leala, daughter Sloane, and son Brooks, currently live in Eagan, MN.



JOSH KALK

VICE PRESIDENT, BASEBALL OPERATIONS STRATEGY & INNOVATION



Josh Kalk, who was promoted to Vice President in February 2021, begins his seventh season with the Twins after originally joining the club as Senior Analyst of Baseball Research and Development in December 2017. Kalk assists the major league staff and player development personnel with unique information, specializing in ball-tracking data, while leading the advance scouting team.

Prior to joining the Twins, Kalk spent nine seasons from 2009-17 in a similar capacity with the Tampa Bay Rays.

Kalk graduated with a Master of Science degree in physics from Michigan State University and earned a Bachelor of Science degree in physics and mathematics from the University of Wisconsin-River Falls.

Josh and his wife, Julie, make their home in Golden Valley, MN.

BASEBALL EXECUTIVES



JEREMY RAADT

VICE PRESIDENT, BASEBALL SYSTEMS



Jeremy Raadt was promoted to Vice President, Baseball Systems in January 2024 after previously serving as the club's Senior Director, Baseball Systems for two seasons. He joined the Twins in 2014 as the club's first baseball systems developer. Raadt's responsibilities include leading the club's baseball systems team as they develop applications and software for use across all areas of the baseball operations department, from player development and scouting to analytics.

He joined the Twins in 2014 after serving as Vice President of Engineering at MinuteBids from 2012-14. Prior to that, he worked as a software engineer for Access Genetics (2006-12), as web master at his alma mater Bethel University (2003-06) and as a software developer for Gearworks (1996-2002).

Jeremy graduated from Bethel University with degrees in computer science, business finance and small business management.

MISCELLANEOUS BASEBALL TERMINOLOGY

WHIP: Walks and hits per innings pitched = add a pitchers walk total with his hit total and divide by the amount of innings pitched.

QUALITY STARTS: A starting pitcher logs at least 6.0 innings and allows three-or-fewer earned runs in an outing.

TOTAL BASES: Number of bases a hitter gains via hits only...single = 1, double = 2, triple = 3, home run = 4.

AT-BAT vs. PLATE APPEARANCE: Plate appearance refers to any time a batter completes a turn batting. (NOTE: A plate appearance cannot be logged if a preceding runner was out on the base paths for a third out or the game ends with a runner scoring from third on a wild pitch or balk). At-bat refers to any turn batting that does not result in a walk, hit by pitch, sac-fly or sac-hit (bunt).

OPS: A player's on-base percentage plus his slugging percentage. MLB average in 2023 was .734. Major League Baseball's leader was Los Angeles Angels designated hitter Shohei Ohtani (1.066).

CLOSE AND LATE: A situation in which the game is in the seventh inning-or-later and the team batting is either leading by one run, tied, or has the potential tying run on base, at-bat, or on deck.

TIMES ON BASE: Includes the total number of times a hitter reaches base as result of a hit, walk, or hit by pitch...does not include times a hitter reaches via error or fielder's choice.

CATCHER'S ERA: The earned run average of a team's pitchers with a particular catcher behind the plate. To compute, multiply nine by the earned runs allowed by the pitchers for that specific catcher, then divide that figure by his innings caught.

HOLD: Credited to a relief pitcher who enters a game in a save situation, records at least one out and leaves the game never having surrendered the lead. NOTE: A pitcher cannot finish a game and earn a hold.

QUALIFYING NUMBERS

To qualify for the batting championship, a player must have a minimum of 502 plate appearances or 3.1 plate appearances-per-number of his team's games.

To qualify for the ERA title a pitcher must have at least 162.0 innings pitched.

To qualify for the fielding championship, a player must have the highest percentage at his position and

- (1) a catcher must have played in at least 81 games.
- (2) an infielder or outfielder must have played in at least 108 games.
- (3) a pitcher must have at least 162.0 innings pitched.

**COACHES
AND
STAFF**





5

ROCCO BALDELLI

MANAGER

NAMED MANAGER ON OCTOBER 25, 2018

B/T: R/R

BORN: 9/25/1981 in Woonsocket, RI

RESIDES: South Kingstown, RI

SCHOOL: Bishop Hendricken HS

PERSONAL: Rocco Dan Baldelli...wife, Allie, married over the All-Star break in 2021...daughter, Louisa Sunny (9/6/21)...twin sons, Enzo and Nino (9/17/23)...2008 winner of the Tony Conigliaro Award, given by the Boston Chapter of the BBWAA to the major league player who has overcome adversity through the attributes of spirit, determination and courage — trademarks of the former Red Sox star outfielder...2004 inductee into the Rhode Island Italian-American Hall of Fame...named All-State in baseball, track, basketball and volleyball at Bishop Hendricken High School in Warwick, RI...is one of five Rhode Island natives to be selected in the first round of the regular phase of the June Draft, along with pitcher John LaRose (Boston, 1970), infielder Bill Almon (San Diego, 1974), pitcher Pat Combs (Philadelphia, 1988) and infielder Paul Konerko (Los Angeles-NL, 1994)...is a fan of the TV show *Twin Peaks*...favorite bands include Phish and Grateful Dead.

MANAGERIAL CAREER: 2024 marks Baldelli's sixth season as a major league manager...

has a career managerial record of 375-333 (.530) in five seasons, all with the Twins...enters the 2024 season with the fifth most managerial wins in Twins history, three behind Gene Mauch (378) for fourth...has guided the Twins to three American League Central Division crowns (2019, 2020 and 2023)...**2023:** Ejected for 10th time in career on April 15 at New York-AL, by umpire James Hoye...the umpire crew asked Yankees starter Domingo German to clean off his pitching hand of a foreign substance, then confronted German again but allowed him to continue pitching...earned 300th career victory on April 23 vs. Washington, a 3-1 win...earned 305th career managerial win on May 4 at Chicago-AL, tying Paul Molitor for fifth on Twins all-time list; earned 306th next day on May 5 at Cleveland with 2-0 victory, passing Molitor and moving into sole possession of fifth place...ejected for 11th career time on May 6 at Cleveland, arguing that José Ramírez was out of the base path...ejected for third time on season and 12th time in career on June 21 vs. Boston, arguing a called third strike on Joey Gallo...ejected for fourth time of season and 13th time of career on June 23 at Detroit, arguing a potential balk call on Tigers starter Joey Wentz...earned 350th career win on August 13 at Philadelphia, a 3-0 victory...ejected for fifth time of season and 14th time of career on August 25 arguing balls and strikes with homeplate umpire Carlos Torres...missed four games (September 17 at Chicago-AL and September 18-20 at Cincinnati) to attend the birth of his twin boys in Minneapolis...guided Minnesota to the AL Central Division title and finished fourth in AL Manager of the Year voting with eight voting points; received one second-place vote and five third-place votes...**2022:** Recorded 250th career managerial victory with a 6-0 win June 25 vs. Colorado...ejected for sixth time in career May 14 vs. Cleveland, arguing an obstruction call that awarded Andrés Giménez second base after a hit off the wall and collision with first baseman Jose Miranda, while rounding first base...ejected for seventh career time June 7 vs. New York-AL, arguing a foul tip off the bat of Max Kepler that was called a strike after missing Kepler's bat...ejected for eighth time in career August 7 vs. Toronto, arguing a home plate collision violation call, when Gary Sánchez was called for obstructing the running lane of Whit Merrifield...ejected for ninth time in career August 23 at Houston after arguing whether or not he made an official mound visit to Aaron Sanchez during a benches-clearing incident; pitching coach Pete Maki soon after visited the mound and was then told as a result of the visit that Sanchez had to be removed from the game...**2021:** Entered season with a managerial record of 137-85 (.617); his winning percentage was best in baseball among managers with at least 200 games...ejected twice on season (4th and 5th of career): May 19 vs. Chicago-AL, following ejection of Tyler Duffey (throwing behind Yermín Mercedes) and September 13 vs. New York-AL (balls and strikes)...left team for series in Cleveland from September 6-9 to attend the birth of his daughter, Louisa, on September 6 in Minneapolis...recorded 200th career win September 11 vs. Kansas City at Target Field, becoming the ninth manager to reach 200 with the Twins...**2020:** Ejected for third time in managerial career September 15 at Chicago-AL by umpire Will Little, arguing balls and strikes from the dugout...led club to second-straight AL Central title, joining Ron Gardenhire (2002-03) as the only managers in club history to lead their clubs to consecutive division titles in first two seasons...**2019:** Earned first career managerial win on Opening Day March 28 vs. Cleveland in a Twins 2-0 victory...led the Twins to the second-highest win total in franchise history before the All-Star Break (56), three wins shy of the 1969 Twins (59)...suffered first career ejection April 15 vs. Toronto by umpire Mike Estabrook for arguing balls and strikes...second career ejection July 23 vs. New York-AL by umpire Ramon De Jesus, also for arguing balls and strikes...earned 92nd win September 16 vs. Chicago-AL, joining Alex Cora (103) and Aaron Boone (92) as the only active managers at the time to reach 92 wins in first 150 games managed...earned 100th managerial win September 27 at Kansas City in a seven-inning, rain-shortened 6-2 victory, becoming the winningest first-year manager in Twins/Senators franchise history...was also the seventh first-year manager in baseball history to reach 100 wins...finished fifth among that group with 101 wins in his first season...guided the Twins to a 101-61 record, the second-most wins in Minnesota history, behind only the 1965 American League Champions (102-60)...Twins won the American League Central Division title; he joined Billy Martin (1969), Bill Rigney (1970) and Ron Gardenhire (2002) in becoming the fourth Minnesota skipper to lead the team to the Postseason in his first year at the helm...named AL Manger of the Year by the BBWAA, second time in AL (Texas' Jeff Banister in 2015) and eighth time overall that the award went to a manager in his first full season...was the fourth time in club history for a manager to win the award, joining Paul Molitor (2017), Ron Gardenhire (2010) and Tom Kelly (1991); Baldelli, Molitor and Gardenhire marked the first time in baseball history for three managers from one club to win the award in the same decade...finished the ballot with 106 voting points (13 first-place votes, 13 second-place votes and two third-place votes)...named "Coach of the Year" at the 2019 Minnesota Sports Awards, an event that recognizes outstanding achievements of high school, collegiate and professional athletes in Minnesota.

AL MANAGERIAL WINS LEADERS

SINCE 2019

1. Kevin Cash, TB	421
2. Aaron Boone, NYY	409
3. Terry Francona, CLE	376
4. Rocco Baldelli, MIN	375

POSTSEASON MANAGERIAL CAREER: 2019: Won American League Central in 2019 and faced New York in a best-of-five ALDS...swept in three games, losing the first two at Yankee Stadium by scores of 10-4 and 8-2, then lost Game 3 at Target Field 5-1...**2020:** Won AL Central again in 2020 and was swept in a best-of-three AL Wild Card Series at Target Field by Houston, losing by scores of 4-1 and 3-1...**2023:** Won AL Central for

PROFESSIONAL COACHING/MANAGING TIMELINE

2019-24	MINNESOTA MANAGER
2018	TAMPA BAY MAJOR LEAGUE FIELD COORDINATOR
2015-17	TAMPA BAY FIRST BASE COACH
2011-14	Tampa Bay Special Assistant, Baseball Ops.

AL MANAGER OF THE YEAR

2023 VOTING TOTALS

1. Brandon Hyde, BAL	144
2. Bruce Bochy, TEX	61
3. Kevin Cash, TB	52
4. Rocco Baldelli, MIN	8
5. Dusty Baker, HOU	4
6. John Schneider, TOR	1

third time in 2023 and swept Toronto in two games during AL Wild Card Series at Target Field, winning game one, 3-1 and game two, 2-0...the Game 1 win was the Twins' first Postseason victory since Game 1 of the ALDS at New York-AL on October 5, 2004, snapping an MLB record 18-straight playoff losses...the series victory was Minnesota's first in the Postseason since taking three of five against Oakland in the 2002 ALDS...Minnesota advanced to play Houston in the ALDS, dropping the series three games to one, their only win coming in Game 2 at Minute Maid Park by a score of 6-2.

COACHING CAREER HIGHLIGHTS: 2018 marked Baldelli's fourth season as a major league coach and first as Tampa Bay's Major League Field Coordinator, a newly-created position that was finalized November 17, 2017...in that role, he assisted Manager Kevin Cash and Bench Coach Charlie Montoyo during the game, worked with outfielders and focused on continued development of major league players...he spent the previous three seasons as Tampa Bay's first base coach from 2015-17, and at 33 years old when named to the post on December 19, 2014, he still remains the youngest coach in Rays history, supplanting Billy Hatcher, who was 37 as the first base coach for the inaugural Devil Rays in 1998...prior to joining the coaching staff, he spent four seasons (2011-14) in the Rays organization as a special assistant in baseball operations, a position he accepted in January 2011 upon retiring from an 11-year career as an outfielder.

PLAYING CAREER: Played seven seasons in the major leagues, six with Tampa Bay (2003-04, 2006-08 & 2010) and one in Boston (2009)...selected by Tampa Bay in the first round (6th overall) of the 2000 First-Year Player Draft.

- Finished third in the 2003 AL Rookie of the Year balloting behind Kansas City's Angel Berroa and New York-AL's Hideki Matsui...received five first-place votes...led AL rookies in batting average (.289), runs (89) and triples (8).
- His 27 stolen bases and 184 hits were each one shy of Ted Williams' rookie season...his .289 average remains the club record for a rookie.
- Recorded 39 hits in his first month in the major leagues (April 2003), still a club record for any player in April...was one of 10 rookies since 1931 to lead the AL in outfield assists (15); was the last to do it until Texas' Adolis Garcia (16, T-1st in MLB) did so in 2021.
- In his first two seasons, hit .285 (329-for-1155) with 27 home runs and 44 stolen bases.
- Missed the entire 2005 season due to knee and elbow surgeries, and was limited by injuries for the rest of career...was ultimately forced to retire at the age of 29 in 2010.
- Played final game in Game 1 of the 2010 ALDS vs. Texas.
- Drove in the go-ahead run in the Rays' 3-1 win in Game 7 of the 2008 ALCS vs. Boston, a fifth inning single off Jon Lester.
- Is one of seven players in Rays history to hit a home run in the World Series, coming in Game 5 at Philadelphia in 2008 off Ryan Madson.
- His only year outside the Rays organization was 2009, when he signed as a free agent with the Red Sox.

BALDELLI'S RECORD AS MANAGER

YEAR	CLUB	LEAGUE	POSITION	WON	LOST	PCT.
2019	Minnesota	American League	First in AL Central	101	61	.623
2020	Minnesota	American League	First in AL Central	36	24	.600
2021	Minnesota	American League	Fifth in AL Central	73	89	.451
2022	Minnesota	American League	Third in AL Central	78	84	.481
2023	Minnesota	American League	First in AL Central	87	75	.537
Major League Totals				375	333	.530

BALDELLI'S POSTSEASON RECORD AS MANAGER

YEAR	CLUB	SERIES	SCORES	WON	LOST	PCT.
2019	Minnesota	ALDS vs. NYY	G1 - 4-10, G2 - 2-8, G3 - 1-5	0	3	.000
2020	Minnesota	ALWCS vs. HOU	G1 - 1-4, G2 - 1-3	0	2	.000
2023	Minnesota	ALWCS vs. TOR	G1 - 3-1, G2 - 2-0	2	0	1.000
		ALDS vs. HOU	G1 - 4-6, G2 - 6-2, G3 - 1-9, G4 - 2-3	1	3	.250
Major League Postseason Totals				3	8	.273

TWINS MANAGERS

MANAGERS	SEASONS	FINISHES	WON	LOST	PCT.
Cookie Lavagetto*	1961	9th	.25	.41	.379
Sam Mele*	1961-67	7th-2nd-3rd-6th-1st-2nd-6th	.522	.431	.548
Cal Ermer*	1967-68	2nd-7th	.145	.129	.529
Billy Martin*	1969	1st	.97	.65	.599
Bill Rigney*	1970-72	1st-5th-3rd	.208	.184	.531
Frank Quilici*	1972-75	3rd-3rd-3rd-4th	.280	.287	.494
Gene Mauch*	1976-80	3rd-4th-4th-4th-4th	.378	.394	.490
Johnny Goryl	1980-81	3rd-6th	.34	.38	.472
Billy Gardner*	1981-85	(7th-4th)-7th-5th-2nd-6th	.268	.353	.432
Ray Miller*	1985-86	4th-7th	.109	.130	.456
Tom Kelly	1986-2001	6th-1st-2nd-5th-7th-1st-2nd-5th-4th-5th-4th-4th-5th-5th-2nd	1.140	1.244	.478
Ron Gardenhire	2002-14	1st-1st-1st-3rd-1st-3rd-2nd-1st-1st-5th-5th-4th-5th	1.068	1.039	.507
Paul Molitor	2015-18	2nd-5th-2nd-2nd	.305	.343	.471
Rocco Baldelli	2019-23	1st-1st-5th-3rd-1st	.375	.333	.530

* - Deceased

BALDELLI'S PLAYING RECORD

YEAR	CLUB	AVG	G	AB	R	H	2B	3B	HR	RBI	SH	SF	HBP	BB	SO	SB	CS	OBP	OPS
2000	Princeton	.216	60	232	33	50	9	2	3	25	2	0	5	12	56	11	3	2.69	.579
2001	Charleston	.249	113	406	58	101	23	6	8	55	5	6	11	23	89	25	9	3.03	.697
2002	Bakersfield	.333	77	312	63	104	19	1	14	51	4	1	7	18	63	21	6	3.82	.917
	Orlando	.371	17	70	10	26	3	1	2	13	0	3	2	5	11	3	2	4.13	.941
	Durham	.292	23	96	13	28	6	1	3	7	2	0	0	0	23	2	5	2.92	.761
2003	TAMPA BAY	.289	156	637	89	184	32	8	11	78	3	6	8	30	128	27	10	3.26	.742
2004	TAMPA BAY	.280	136	518	79	145	27	3	16	74	3	6	8	30	88	17	4	3.26	.762
2006	Durham	.404	12	47	7	19	5	0	0	4	0	0	0	0	4	10	0	1.451	.962
	TAMPA BAY	.302	92	364	59	110	24	6	16	57	0	2	7	14	70	10	1	3.39	.871
2007	Vero Beach	.000	2	5	1	0	0	0	0	0	0	0	0	1	1	0	0	.167	.167
	Durham	.125	2	8	2	1	0	0	1	1	0	0	0	1	2	0	0	.222	.722
	TAMPA BAY	.204	35	137	16	28	6	0	5	12	1	0	3	9	35	4	1	2.68	.626
2008	Vero Beach	.216	11	37	3	8	1	0	2	8	0	0	1	4	10	2	0	.310	.715
	Montgomery	.297	13	37	6	11	1	0	3	8	0	0	1	6	7	0	1	4.09	.977
	TAMPA BAY	.263	28	80	12	21	5	0	4	13	0	0	3	7	25	0	0	3.44	.819
2009	Pawtucket	.077	4	13	1	1	0	0	0	1	0	1	1	0	5	0	0	.133	.210
	BOSTON	.253	62	150	23	38	4	1	7	23	0	1	2	11	37	1	0	3.11	.744
2010	Charlotte	.283	12	46	6	13	4	0	0	6	0	0	0	1	11	0	0	.298	.667
	Durham	.273	11	44	7	12	3	0	2	8	0	2	1	1	11	0	0	.292	.769
	TAMPA BAY	.208	10	24	3	5	1	0	1	5	0	0	0	1	5	1	0	2.40	.615
	Minor League Totals	.276	357	1353	210	374	74	11	38	187	13	13	29	76	299	64	27	3.26	.757
	Major League Totals	.278	519	1910	281	531	99	18	60	262	7	15	31	102	388	60	16	3.23	.766

BALDELLI'S DIVISION SERIES RECORD

YEAR	OPPONENT	AVG	G	AB	R	H	2B	3B	HR	RBI	SH	SF	HBP	BB	SO	SB	CS	OBP	OPS	
2008	Chicago-AL	.125	3	8	2	1	0	0	0	1	0	0	0	1	0	0	0	0	.222	.347
2010	Texas	.000	1	3	0	0	0	0	0	0	0	0	0	0	2	0	0	0.000	.000	
	Division Series Record	.091	9	23	4	4	0	0	2	6	0	0	0	3	7	0	0	.167	.258	

BALDELLI'S LEAGUE CHAMPIONSHIP SERIES RECORD

YEAR	OPPONENT	AVG	G	AB	R	H	2B	3B	HR	RBI	SH	SF	HBP	BB	SO	SB	CS	OBP	OPS
2008	Boston	.333	2	6	1	2	0	0	1	4	0	0	0	1	3	0	0	4.29	1.262

BALDELLI'S WORLD SERIES RECORD

YEAR	OPPONENT	AVG	G	AB	R	H	2B	3B	HR	RBI	SH	SF	HBP	BB	SO	SB	CS	OBP	OPS
2008	Philadelphia	.167	3	6	1	1	0	0	1	1	0	0	0	1	2	0	0	.286	.952





35 HANK CONGER

FIRST BASE/ CATCHING

NAMED FIRST BASE/CATCHING COACH ON DECEMBER 10, 2021

B/T: S/R
BORN: 1/29/1988 in Federal Way, WA

RESIDES: Huntington Beach, CA
SCHOOL: Huntington Beach High School

PERSONAL: Hyun Choi Conger...X: @PandaCrusher35...wife, Kristin...daughter, Kenna (8/22/22)...born in Federal Way, WA (about 25 miles south of Seattle), but both parents were born in South Korea and met in Alaska...his mother, Eun, immigrated to the U.S. in 1986...she is a bookkeeper and a former flight attendant for Korean Airlines...his father, Yun, is presently an oil refinery supervisor for Marathon Oil...Yun was adopted and raised by his maternal aunt Chun Hee and her husband Adrian Conger, a member of the U.S. Air Force from Georgia...when Yun was a youngster, they moved from Korea to Duluth, MN. One of a number of military stops along the way...the 5'8" Yun played amateur basketball and had a tryout with the Sacramento Kings...it was his grandfather who also gave him the Hank moniker because he liked Hank Aaron and "because I couldn't say Hyun"...as a 12-year-old, hit 33 homers in 38 games and helped lead his Huntington Beach Little League team to within one win of the Little League World Series in 2000; his dad coached that team...began switch-hitting as a freshman in high school and started catching as a sophomore...is a natural left-handed hitter...Hank was prepared to attend the University of Southern California on a full athletic scholarship and promised his mother he would attend USC if he wasn't selected in the first round of the 2006 June Draft...he was taken 25th overall, chosen by his hometown Angels, five picks before the start of the second round...his nickname is Panda Crusher, which is also his Twitter handle...favorite TV show is Parks and Recreation.

COACHING CAREER HIGHLIGHTS: 2024 marks third season on a major league coaching staff...assists Baldelli and staff with catching instruction...joined the Lottje Giants coaching staff of the Korea Baseball Organization on December 24, 2019 and was the club's catching and bench coach from 2020-21.

PROFESSIONAL COACHING/MANAGING TIMELINE

2022-24MINNESOTA FIRST BASE COACH
2020-21Lotte Giants (KBO) Catching/Bench Coach

PLAYING CAREER: Played seven seasons with Los Angeles-AL (2010-14), Houston (2015) and Tampa Bay (2016), hitting .221 (224-for-1013) with 50 doubles, two triples, 31 home runs, 114 RBI, 94 runs scored and 97 walks in 373 games...in 2014, Baseball Prospectus ranked him third in the majors in their pitch-framing metric, behind Milwaukee's Jonathan Lucroy and Seattle's Mike Zunino...in 2013, helped guide the Angels pitching staff to a 3.68 ERA during his 71 games behind the plate...according to StatCorner.com, his pitch framing saved a total of 18.1 runs above an average major league catcher...that mark ranked fifth in the majors...threw out 24.2% of runners attempting to steal (15-for-62)...made major league debut with the Angels in 2010 as a September call-up...in his first game on September 11 he pinch hit for Hideki Matsui...named the MVP of the 2010 All-Star Futures Game at Angel Stadium, after catching five innings and hitting a three-run homer in the U.S. team's 9-1 victory...spent the 2009 season with Double-A Arkansas, and ranked seventh in the Texas League with a .295 (135-for-458) average...named a Texas League Midseason and Postseason All-Star...following the season, was ranked by *Baseball America* as the Angels No. 1 prospect, Best Hitter for Average and Best Strike-Zone Discipline...ranked by *Baseball America* as the No. 79 overall prospect in baseball heading into the 2008 season...in his first professional season in 2006, hit .319 (22-for-69) in 19 games with the Rookie-level AZL Angels before breaking the hamate bone in his right wrist...ranked by *Baseball America* as the No. 1 prospect in the Arizona League and the No. 6 prospect in the Angels system following the season...selected by Los Angeles-AL in the first round (25th overall) of the 2006 First-Year Player Draft; signed by scout Bobby DeJardin.

CONGER'S PLAYING RECORD

YEAR	CLUB	AVG	G	AB	R	H	2B	3B	HR	RBI	SH	SF	HBP	BB	SO	SB	CS	OBP	OPS
2006	AZL Angels	.319	19	69	11	22	3	4	1	11	0	0	0	7	11	1	0	.382	.903
2007	AZL Angels	.267	3	15	2	4	1	0	0	3	0	0	0	3	0	0	0	.267	.600
	Cedar Rapids	.290	84	290	33	84	20	0	11	48	2	5	2	21	48	9	4	.336	.809
2008	Rancho Cucamonga	.303	73	294	47	89	20	2	13	75	0	7	3	14	55	2	1	.333	.850
2009	Arkansas	.294	123	459	61	135	20	3	11	68	3	6	2	55	68	3	2	.368	.790
2010	Salt Lake	.300	108	387	56	116	26	2	11	49	5	4	1	55	58	0	2	.385	.847
	LOS ANGELES-AL	.172	13	29	2	5	1	1	0	5	0	0	0	5	9	0	0	.294	.570
2011	Salt Lake	.300	27	100	14	30	4	0	5	26	2	0	0	12	18	0	0	.375	.865
	LOS ANGELES-AL	.209	59	177	14	37	8	0	6	19	2	0	1	17	37	0	0	.282	.638
2012	Salt Lake	.295	67	264	48	78	17	0	10	42	0	2	3	19	49	2	0	.347	.821
	LOS ANGELES-AL	.167	7	18	0	3	0	0	0	1	1	1	1	1	0	0	0	.238	.405
2013	LOS ANGELES-AL	.249	92	233	23	58	13	1	7	21	0	1	4	17	61	0	1	.310	.713
2014	LOS ANGELES-AL	.221	80	231	24	51	12	0	4	25	4	1	2	22	57	0	2	.293	.618
2015	HOUSTON	.229	73	201	25	46	11	0	11	33	1	2	2	23	63	0	1	.311	.759
2016	Durham	.165	30	109	7	18	4	1	3	11	1	1	1	4	24	0	0	.200	.503
	TAMPA BAY	.194	49	124	6	24	5	0	3	10	1	0	0	12	40	0	0	.265	.571
2017	Reno	.239	58	180	20	43	8	1	6	40	0	4	1	21	45	0	0	.316	.710
	Minor League Totals	.286	592	2167	299	619	123	13	71	373	13	29	13	208	379	17	9	.348	.800
	Major League Totals	.221	373	1013	94	224	50	2	31	114	9	5	10	97	267	0	4	.294	.660



75

NATE DAMMANN

QUALITY CONTROL

NAMED QUALITY CONTROL COACH ON JANUARY 1, 2020

B/T: L/R
BORN: 11/18/1981 in Huron, SD

RESIDES: St. Paul, MN
SCHOOL: Hamline University

PERSONAL: Nate Dammann (pronounced DAH-min)...wife, Kate; daughters, Ada and Avery...attended MACCRAY High School in Clara City, MN...2004 graduate of Hamline University in St. Paul, where he played baseball and football, playing quarterback for the Pipers...earned degree in secondary education...broke into the majors as the Twins' bullpen catcher under former general manager Terry Ryan; held that role from 2007-18, when he was promoted to major league staff assistant for the 2019 season.

COACHING CAREER HIGHLIGHTS: 2024 marks 18th season in the Twins organization in some capacity...begins fifth season as the club's quality control coach (3rd in dugout), moving into that role in 2020...his responsibilities include assisting coaches and players with day-to-day scheduling and scouting,

PROFESSIONAL COACHING/MANAGING TIMELINE

2020-24 MINNESOTA QUALITY CONTROL COACH
 2019 Minnesota Major League Staff Assistant

CAMP DAZZLE


Prior to joining the Twins staff as a bullpen catcher in 2007, Dan Gladden hired Nate to help run a local baseball camp. After college graduation, Nate was recommended by Gladden to fill the Twins bullpen catcher vacancy and was hired by then-General Manager Terry Ryan.

in-game video replay review, as well as coordinating the club's spring training...spent 2019 as the club's Major League Staff Assistant, with primary role being video replay...served as the team's bullpen catcher from 2007-18, a position he was hired to in November 2006.

PLAYING CAREER: Played collegiately at Hamline University in St. Paul, Minnesota, and was the club's catcher from 2002-04...named Player of the Week in the MIAC and selected to two All-MIAC teams during time there.

TWINS ALL-TIME COACHES

Allen, Neil.....2015-17	*Lemon, Jim.....1965-67, '81-84	Rodgers, Bob.....1970-74
Alston, Garvin.....2018	Liddle, Steve.....2002-12	*Rowe, Ralph.....1972-75
Anderson, Rick.....2002-14	*Lopat, Ed.....1961	Rowson, James.....2017-19
*Baker, Floyd.....1961-64	*Lyons, Eddie.....1976	*Sain, John.....1965-66
*Bell, Mike.....2020	Maki, Pete.....2020-24	Shellenback, Jim.....1983
Brunansky, Tom.....2013-16	*Maltzberger, Gordon.....1962-64	Shelton, Derek.....2018-20
*Case, George.....1968	*Martin, Billy.....1965-68	Shomon, Derek.....2023-24
Conger, Hank.....2022-24	McClure, Bob.....2020	*Silvera, Charlie.....1969
*Crossetti, Frank.....1970-71	*McCullough, Clyde.....1961	*Stange, Lee.....1975
Crowley, Terry.....1991-98	*McMahon, Don.....1976-77	Steinbach, Terry.....2013-14
Cuellar, Bobby.....2013-14	*Mele, Sam.....1961	*Stelmazsek, Rick.....1981-2012
Dammann, Nate.....2020-24	Molitor, Paul.....2000-01, '14	*Strickland, George.....1962
Davis, Butch.....2015-16	Morgan, Kevin.....2021	Smith, Jeff.....2017-18
Diaz, Tony.....2019-24	*Morgan, Vern.....1969-75	Such, Dick.....1985-2001
Evers, Bill.....2019-21	*Naragon, Hal.....1963-66	Suggs, Colby.....2022-24
*Fitz Gerald, Ed.....1962-64	Newman, Al.....2002-05	*Terwilliger, Wayne.....1986-94
*Fowler, Art.....1969	Nossek, Joe.....1976	Tingler, Jayce.....2022-24
Gardner, Ron.....1991-2001	Oldis, Bob.....1968	Ullger, Scott.....1995-2014
*Gardner, Billy.....1981	Oliva, Tony.....1976-78, '85-91	Varela, Edgar.....2020-21
Glynn, Gene.....2015-18	Pascual, Camilo.....1978-80	Vavra, Joe.....2006-17
Gonyl, Johnny.....1968-69, '79-80	Pickler, Jeff.....2017-18	Watkins, Tommy.....2019-24
*Grissom, Marv.....1970-71	*Podres, Johnny.....1981-85	White, Jerry.....1999-2012
Guardado, Eddie.....2015-18	Popkins, David.....2022-24	Worthington, Al.....1972-73
Hefner, Jeremy.....2019	*Quilici, Frank.....1971-72	*Wynn, Early.....1967-69
Hernandez, Rudy.....2015-24	Ramirez, Luis.....2022-24	*Zimmerman, Jerry.....1967, '76-80
Johnson, Wes.....2019-22	Randall, Bobby.....1980	(* - deceased)
Kelly, Tom.....1983-86	Renick, Rick.....1987-90	
*Kuehl, Karl.....1977-82	*Robertson, Sherry.....1970	



46

TONY DIAZ

ASST. BENCH COACH

NAMED ASSISTANT BENCH COACH ON DECEMBER 10, 2021

B/T: R/R

BORN: 1/23/1977 in Santo Domingo, DR

RESIDES: Scottsdale, AZ

SCHOOL: Florida International University

PERSONAL: Antonio Manuel Diaz...has two children: daughter, Gabriela, and son, Anthony...Gabriela interned with the MLB Commissioner's Office in summer 2022 and in the Cape Cod League in summer 2023...Tony was named Athlete of the Year and Defensive Player of the Year at Gulf Coast Community College in 1995, hitting .349 with six home runs and 26 stolen bases...graduated from Florida International University in 1999 with a bachelor's degree in marketing...was honored with the Excellence Award in 1998 while at Florida International...authored the manual "Practical English for Latin Players" to help Latin baseball players diminish their language barrier...enjoys reading leadership books, watching motivational videos and doing baseball clinics for young children...was recruited to play professional baseball by the late Don Odermann, who was the founder of the Latin Athletes Education Fund...played at Gulf Coast Community College for Darren Mazeroski, son of Pirates Hall of Famer Bill Mazeroski...favorite movie is "For Love of the Game"...favorite TV show is Friends...has participated in TwinsFest at Target Field.

COACHING CAREER HIGHLIGHTS: 2024 marks sixth season as a coach for the Twins and 25th season as a coach at some capacity at the professional level...moved to an assistant bench coach role with the Twins in December 2021 after serving as the club's third base coach from 2019-21...also assists Baldelli and staff with infield instruction...spent two seasons as Colorado's first base coach (2017-18)...managed the Salt River Rafters in the Arizona Fall League in 2016...managed in Colorado's organization, five seasons for Rookie-Casper (2007-11) and one with Rookie-Grand Junction (2012)...compiled a record of 193-257, including a record of 43-33 (.566) in his lone season in Grand Junction (2012)...was inducted into the Pioneer League Hall of Fame the following year...prior to becoming a manager, spent six seasons as the hitting coach for Casper (2001-06)...named Colorado's Player Development "Man of the Year" in 2002...began his minor league coaching career as the hitting coach for the Tucson Rockies in the Arizona Rookie League in 2000...prior to coaching in the minor leagues, was the assistant coach at both Columbus (1999) and Braddock (1998) High Schools in South Florida...assisted in the Rockies Dominican Instructional League every season with Colorado's organization...managed the Tigres de Licey in the Dominican Winter League during the 2021-22 offseason, served as the third base coach and bench coach for Gigantes del Cibao in the Dominican Winter League during the 2015-16 season and as the third base coach for the Toros del Este of the Dominican Winter League during the 2012-13 season.

PROFESSIONAL COACHING/MANAGING TIMELINE

2022-24	MINNESOTA ASSISTANT BENCH COACH
2019-21	MINNESOTA THIRD BASE COACH
2017-18	COLORADO FIRST BASE COACH
2013-16	Rookie-Level Grand Junction Supervisor of Development
2012	Rookie-Level Grand Junction Manager
2007-11	Rookie-Level Casper Manager
2001-06	Rookie-Level Casper Hitting Coach
2000	AZ Rookie League-Tucson Hitting Coach

PLAYING CAREER: Played shortstop for one season before suffering a career-ending shoulder injury in 1996...selected by California in the 46th round of the 1995 First-Year Player Draft; signed by scout Tom Kotchman.

DIAZ'S RECORD AS MANAGER

YEAR	CLUB	LEAGUE	POSITION	WON	LOST	PCT.
2007	Casper	Pioneer	4th in division/4th in division	22	53	.293
2008	Casper	Pioneer	2nd in division/4th in division	36	37	.493
2009	Casper	Pioneer	4th in division/4th in division	28	46	.378
2010	Casper	Pioneer	3rd in division/3rd in division	37	39	.487
2011	Casper	Pioneer	4th in division/3rd in division	27	49	.355
2012	Grand Junction	Pioneer	4th in division	43	33	.566
Minor League Totals				193	257	.429

OLDEST TWINS

PLAYER	AGE	FINAL GAME
Jesse Orosco	46 years, 159 days	September 27, 2003 vs. Detroit
Bartolo Colon	44 years, 130 days	October 1, 2017 vs. Detroit
Joe Niekro	43 years, 174 days	April 29, 1988 vs. Boston
Steve Carlton	43 years, 123 days	April 23, 1988 vs. Cleveland
Dave Winfield	42 years, 311 days	August 10, 1994 vs. Boston
Terry Mulholland	42 years, 201 days	September 26, 2005 vs. Kansas City
Paul Molitor	42 years, 36 days	September 27, 1998 vs. Cleveland
Fernando Rodney	41 years, 142 days	August 7, 2018 vs. Cleveland
Pat Borders	41 years, 142 days	October 3, 2004 vs. Cleveland



65

RUDY HERNANDEZ

HITTING COACH

NAMED HITTING COACH ON NOVEMBER 12, 2014

B/T: R/R

BORN: 4/9/1965 in Turmero, VZ

RESIDES: Maple Grove, MN

PERSONAL: Rodolfo Jesus Hernandez...wife, Andrea...son, Bryan...resides in Maple Grove, MN during baseball season but visits Maracay, Venezuela during winter months...nickname is "Poppy," given to him by a broadcaster for Magallanes in the Venezuelan Winter League...served as hitting coach for Team Venezuela in the 2023 World Baseball Classic...wore uniform number 63 for years as Twins coach but switched to 65 prior to 2024 season when Twins signed Josh Staumont in December of 2023...is very close with former slugger Miguel Cabrera and used to coach him back in Venezuela when Miggy was growing up.

COACHING CAREER HIGHLIGHTS: 2024 marks 29th season in Twins organization and 24th in a coaching capacity...was elevated to hitting coach in the 2019-20 offseason, after serving as assistant hitting coach for five seasons (2015-19)...shares hitting coach duties with David Popkins...Twins have posted five of the club's all-time top seven single-season team home run totals under his guidance, including each of the top three marks...the 2023 club tied for the American League lead with 233 home runs (2nd most in club history, including a franchise single-season record 8 grand slams)...in 2019, the Twins set 17 team or individual single-season franchise records, including all-time MLB marks for home runs (307), individual (33)

PROFESSIONAL COACHING/MANAGING TIMELINE

2020-24	MINNESOTA HITTING COACH
2015-19	MINNESOTA ASSISTANT HITTING COACH
2013-14	GCL Twins Coach
2012	Double-A New Britain Coach
2011	GCL Twins Coach
2010	Double-A New Britain Coach
2009	GCL Twins Coach
2005-08	Single-A Beloit Coach
2004	Single-A Quad City Coach
2002-03	GCL Twins Manager
2001	Rookie-Elizabethton Manager
1996-2000	Instructor at Twins Venezuelan Academy

THE RECRUIT

Rudy is very close with former Tigers slugger Miguel Cabrera, who grew up about seven minutes from him in Maracay, Venezuela. In 2001, when Cabrera was being recruited by MLB teams as a 16-year-old, the Twins had Rudy — who was then managing High-A Fort Myers — travel to Venezuela mid-season to help get him signed. When Rudy walked into Cabrera's home there were dozens of MLB officials that got upset and thought they had no chance of signing him now with Rudy's presence. The Twins narrowly missed signing him as Cabrera selected the Florida Marlins.

and team (87) multi-homer games, most players with 20-plus homers (8) and 30-plus homers (5), most team five-homer games (11) and most home runs as a catcher (44)...Twins also set a franchise record with 939 runs scored and the Minnesota-era standard with a .494 team slugging percentage...the 2017 club scored 815 runs, the sixth most in Twins history; they hit 206 home runs, the sixth most in club history...named Appalachian League Manager of the Year after a 41-22, first-place finish with Rookie-Elizabethton in 2001...managed San Joaquin in the Venezuelan Summer League in 2000...managed Aragua in the Venezuelan Winter League in 1999 and 2000...has career minor league managerial record of 139-102 (.577).

PLAYING CAREER: Played five seasons in the New York Mets system (1987-91), hitting .250 (410-for-1637) with 55 doubles, 14 triples, three home runs and 156 RBI in 493 games...played second base and third base...played four seasons of summer ball in Venezuela, 1993-96...played in the Mexican League in 1992...signed by New York-NL as an undrafted free agent in 1986.

HERNANDEZ'S PLAYING RECORD

YEAR	CLUB	AVG	G	AB	R	H	2B	3B	HR	RBI	SH	SF	HB	BB	SO	SB	CS	E	OBP
1987	Kingsport	.264	66	216	33	57	10	1	2	27	4	2	1	31	41	8	3	22	.356
1988	Kingsport	.296	72	284	52	84	14	3	1	54	3	0	2	44	38	15	7	18	.394
1989	St. Lucie	.250	115	348	49	87	8	5	0	23	11	2	2	22	50	14	10	16	.297
1990	Jackson	.242	123	443	63	107	14	5	0	30	7	4	3	41	61	32	16	13	.308
1991	Williamsport	.217	117	346	38	75	9	0	0	22	6	2	0	67	69	25	14	21	.342
Minor League Totals		.250	493	1637	235	410	55	14	3	156	31	10	8	205	259	94	50	90	.335

HERNANDEZ'S RECORD AS MANAGER

YEAR	CLUB	LEAGUE	POSITION	WON	LOST	PCT.
2000	San Joaquin	Venezuelan Summer	2nd in division	35	24	.593
2001	Elizabethton	Appalachian	1st in division	41	22	.651
2002	GCL Twins	Gulf Coast	2nd in division	35	25	.583
2003	GCL Twins	Gulf Coast	3rd in division	28	31	.475
Minor League Totals				139	102	.577



88

PETE MAKI

PITCHING COACH

NAMED PITCHING COACH ON JULY 1, 2022

B/T: L/L
BORN: 7/29/1982 in Lufkin, TX

RESIDES: Durham, NC
SCHOOL: Franklin & Marshall College

PERSONAL: Born in Lufkin, TX and grew up in Bradford, PA...wife, Lisa...sons, William, Cal and Lyle...attended Nonnewaug High School in Woodbury, CT, where he graduated second in his class and was an All-State choice his senior year...is a 2004 graduate of Franklin & Marshall College in Lancaster, PA, where he lettered four seasons as a left-handed pitcher...earned a bachelor's degree in psychology and sociology...additionally, Maki pitched in the Cape Cod League and New England Collegiate Baseball League during his collegiate career...Pete's sister lives in Minnesota year-round; she attended grad school at the University of Minnesota and has lived in the Twin Cities area since 2014-15.

COACHING CAREER HIGHLIGHTS: 2024 marks fifth season as major league coach...under his guidance in 2023, the Twins pitching staff set a club record with a major league-leading 1,560 strikeouts; the starting staff set a record with 970 strikeouts...1,560 strikeouts ranked 17th on MLB's all-time list...named pitching coach July 1, 2022, upon Wes Johnson's departure for Louisiana State University...was elevated to that role from bullpen coach, a position he had held since 2020...joined Twins organization prior to the 2018 season and spent two seasons as the Twins' minor league pitching coordinator; oversaw the Twins minor league pitching corps that led all of MiLB in FIP (3.41) in 2019...spent two seasons (2016-17) at Duke University as an assistant coach...joined the Duke staff in July 2015 and served as the team's pitching coach, helping the 2016 Blue Devils make the program's first NCAA tournament appearance since 1963...that season, Duke's pitching staff ranked fourth in the Atlantic Coast Conference with a 3.79 ERA, while three Blue Devil pitchers were selected in the 2016 First-Year Player Draft...had an eight-year stay at Columbia University from 2008-15, the first four as assistant coach before being promoted to associate head coach in 2012; also served as recruiting coordinator...the Lions captured four Ivy League titles during his tenure and had a pitcher taken in the First-Year Player Draft in each of his final four seasons, after having a total of six pitchers drafted in program history prior to his time on campus...served as an assistant coach at the University of New Haven from 2006-07.

PROFESSIONAL COACHING/MANAGING TIMELINE

2022-24	MINNESOTA PITCHING COACH
2022	MINNESOTA BULLPEN COACH
2021	MINNESOTA BULLPEN COACH
2020	MINNESOTA INTERIM BULLPEN COACH
2018-19	Minnesota Minor League Pitching Coordinator
2015-17	Duke University Pitching Coach
2008-15	Columbia University Associate Head Coach
2006-07	University of New Haven Assistant Coach

2023 MLB TEAM STARTING PITCHING LEADERS

INNINGS		QUALITY STARTS		WHIP	
1. Seattle	901.1	1. Minnesota	76	1. Seattle	1.14
2. Houston	900.0	2. San Diego	75	2. Minnesota	1.16
3. Philadelphia	899.0	3. Seattle	74	3. Milwaukee	1.17
4. Minnesota	895.0	4. Chicago-NL	71	4. Tampa Bay	1.17
5. Toronto	894.2	5. HOU/PHI/TOR	70	5. Philadelphia	1.22

FIELDING INDEPENDENT PITCHING		STRIKEOUTS		OPPONENT OPS	
1. Tampa Bay	3.61	1. Minnesota	970	1. Tampa Bay	.684
2. Minnesota	3.73	2. Toronto	922	2. Milwaukee	.691
3. Seattle	3.93	3. Atlanta	874	3. Seattle	.694
4. San Francisco	4.06	4. Chicago-AL	873	4. Minnesota	.695
5. Philadelphia	4.07	5. San Diego	870	5. San Diego	.700



79

DAVID POPKINS

HITTING COACH

NAMED HITTING COACH ON NOVEMBER 8, 2021

B/T: R/R
BORN: 11/16/1989 in San Diego, CA

RESIDES: Carlsbad, SD
SCHOOL: University of California, Davis

PERSONAL: David Joseph Popkins...born and raised in San Diego, CA, where he attended St. Augustine High School...is a big UFC fan...in his free time, he enjoys working out, playing video games and going to breweries...participated in 2023 TwinsFest at Target Field and went on one leg of 2023 Twins Winter Caravan, stopping in Welch, MN (Treasure Island Resort & Casino); Minneapolis, MN (ACES dinner); Rochester, MN (Hot Stove Event at Whistle Binkies on the Lake and private baseball day for Ronald McDonald House children and their families); and Mason City, IA (Hot Stove Event at Music Man Square).

COACHING CAREER HIGHLIGHTS: 2024 marks third season coaching at the major league level and fourth at a professional level...shares hitting coach duties with Rudy Hernandez...the 2023 Twins tied for the American League lead with 233 home runs (2nd most in club history, including a franchise single-season record 8 grand slams)...spent 2021 as hitting coach for the Great Lakes Loons, Los Angeles-NL's High-A team...under his direction, the Loons led the High-A Central Division in home runs (187), slugging percentage (.456) and OPS (.800) in 2021; the club's 187 homers were third most among the 90 Single-A and Double-A clubs, while the .800 OPS ranked sixth...was previously assigned as hitting coach for the Rookie Arizona League Dodgers in 2020 prior to the cancellation of the minor league season.

PROFESSIONAL COACHING/MANAGING TIMELINE

2022-24 MINNESOTA HITTING COACH
 2021 High-A Great Lakes (LAD) Hitting Coach
 2020 Rookie AZL Dodgers Hitting Coach

PLAYING CAREER: Played two seasons at the University of California, Davis and was a First Team All-Big West Conference selection in 2010 and '11...signed with St. Louis as a non-drafted free agent June 18, 2012 and spent three seasons in the Cardinals' minor league system, reaching Double-A...batted .278 (237-for-854) with 48 doubles, 11 triples, 14 home runs, 96 RBI and a .755 OPS in 256 career minor league games...his best season came in 2013, hitting a combined .310 (111-for-358) with 21 doubles, six triples, six home runs, 45 RBI, 27 walks and 50 runs scored in 97 games between Low-A Peoria and High-A Palm Beach...that included .317/.377/.463 (111-for-350) with 21 doubles, six triples, six home runs, 45 RBI, 27 walks, 49 runs scored and an .840 OPS in 93 games for Palm Beach...ranked second in the Florida State League in batting average, fourth in slugging percentage and fifth in on base percentage...also posted two 13-game hitting streaks during the season (May 31-June 17, .542, 26-for-48 and July 4-21, .400, 22-for-55)...ranked among Cardinals minor league leaders in batting average (.310, 3rd), on base percentage (.371, 9th), slugging (.463, 9th) and OPS (.834, 7th)...his manager in 2014 at Double-A Springfield was former St. Louis manager Mike Shildt...finished his playing career with three seasons in independent leagues, playing for Washington (Frontier League, 2015-16) and Sioux Falls (American Association, 2017)...hit 20 homers for Washington in 2015, finishing the season fourth in the Frontier League.

POPKINS' PLAYING RECORD

YEAR	CLUB	AVG	G	AB	R	H	2B	3B	HR	RBI	SH	SF	HBP	BB	SO	SB	CS	OBP	OPS
2012	GCL Cardinals	.353	21	51	6	18	5	1	0	7	0	0	4	3	11	0	2	.431	.921
	Batavia	.243	23	74	11	18	6	1	1	10	1	2	2	9	17	1	2	.333	.725
2013	Peoria	.000	4	8	1	0	0	0	0	0	0	0	1	0	3	0	0	.111	.111
	Palm Beach	.317	93	350	49	111	21	6	6	45	9	2	8	27	78	9	7	.377	.840
2014	Palm Beach	.242	25	95	13	23	4	2	2	10	1	0	2	4	20	0	1	.287	.677
	Springfield	.243	90	276	31	67	12	1	5	24	5	2	7	26	70	4	3	.322	.669
2015	Washington	.232	93	311	55	72	17	4	20	46	2	3	6	59	116	4	1	.361	.866
2016	Washington	.281	94	306	45	86	26	3	15	48	0	5	11	60	85	5	5	.411	.944
2017	Sioux Falls	.107	7	28	0	3	1	0	0	2	0	0	0	2	15	0	0	.167	.310
Minor League Totals		.278	256	854	111	237	48	11	14	96	16	6	24	69	199	14	15	.346	.755
Independent Totals		.250	194	645	100	161	44	7	35	96	2	8	17	121	216	9	6	.378	.880

2023 AMERICAN LEAGUE TEAM HITTING LEADERS - POST ALL-STAR BREAK

RUNS SCORED

- Houston 410
- Minnesota 398
- Baltimore 365
- Seattle 354
- Tampa Bay 354

ON-BASE PERCENTAGE

- Houston 350
- Minnesota 346
- Seattle 332
- Toronto 332
- Tampa Bay 332

SLUGGING PERCENTAGE

- Houston 474
- Minnesota 463
- Texas 442
- Seattle 439
- Tampa Bay 435



91

LUIS RAMIREZ

**ASST. PITCHING
COACH**

NAMED ASSISTANT PITCHING COACH ON NOVEMBER 8, 2021

B/T: R/R

RESIDES: Valencia, VZ

BORN: 6/20/1973 in Valencia, VZ

PERSONAL: Luis Eugenio Ramirez...resides in Valencia, VZ...wife, Virginia...daughters, Vianka Victoria and Vivian Victoria...parents are named Eugenio Erasmo and Maria Esperanza...often wears cowboy hats as part of his daily attire.

COACHING CAREER HIGHLIGHTS: 2024 marks third season coaching at major league level...assists Baldelli and staff with Spanish-speaking players, interpreting scouting reports...has been in a coaching/instructing role in the Twins organization since the 2006 season...served as co-pitching coach for Double-A Wichita in 2021...the Wind Surge pitching staff ranked fifth in Double-A with 1,210 strikeouts and fourth in the Double-A Central Division with a 4.35 ERA...was slated to be the pitching coach for Double-A Pensacola in 2020 prior to the cancellation of the minor league season...served in the same capacity at High-A Fort Myers in 2019 and for Rookie-level Elizabethton from 2015-18...also served as pitching coach for the Salt River Rafters of the Arizona Fall League in 2019...spent two seasons as a coach for the GCL Twins from 2013-14, and was the organization's rehab pitching coordinator in 2014...was the pitching coordinator for the Twins Venezuelan Academy for eight years from 2006-13...coached in the Venezuelan Winter League for Tigres de Aragua from 2006-17...was also a Caribbean Series bullpen coach for the Tigres four times.

PROFESSIONAL COACHING/MANAGING TIMELINE

2022-24 **MINNESOTA ASSISTANT PITCHING COACH**
 2021 Double-A Wichita Pitching Coach
 2020 Double-A Pensacola Pitching Coach
 2019 High-A Fort Myers Pitching Coach
 2019 Salt River Rafters (AFL) Pitching Coach
 2015-18 Rookie-Elizabethton Pitching Coach
 2013-14 GCL Twins Coach
 2006-13 ... Pitching Coordinator, Twins Venezuelan Academy

PLAYING CAREER: Pitched in parts of 15 seasons of professional baseball in the United States, Venezuela, Colombia and Taiwan...initially signed with New York-AL and spent 1991-92 with the Rookie-level Gulf Coast League Yankees, going 1-6, 5.15 ERA (50.2 IP, 29 ER) with 19 walks and 35 strikeouts in 30 games (2 starts)...spent the next 12 seasons in various independent leagues around the world, including a stop with the Uni-President Lions of Taiwan's Chinese Professional Baseball League in 1999 (0-2, 3.42 ERA, 15 G/1 GS, 6 BB, 9 K) and several stints in the Texas-Louisiana League (1997, '99)...was used primarily as a relief pitcher during his entire career.

RAMIREZ'S PITCHING RECORD

YEAR	CLUB	W-L	ERA	G	GS	CG	SHO	SV	IP	H	R	ER	HR	HB	BB	SO	WP	K/9	BAA
1991	GCL Yankees	1-2	6.55	17	1	0	0	0	22.0	27	20	16	0	1	8	21	2	8.6	--
1992	GCL Yankees	0-4	4.08	13	1	0	0	2	28.2	34	21	13	1	3	11	14	2	4.4	--
Minor League Totals		1-6	5.15	30	2	0	0	2	50.2	61	41	29	1	4	19	35	4	6.2	--

BASEBALL TERMINOLOGY IN SPANISH

Batting Average Promedio de bateo
 Ball Bola
 Catcher Receptor
 Centerfielder..... Jardinero Central
 Changeup..... Cambio
 Curveball..... Curva
 Designated Hitter Bateador Designado
 Disabled List Lista de Lesionados
 Double.....Doble
 Earned Run Average.....Promedio de Carreras Permitidas
 Fastball.....Recta
 First Baseman Inicialista
 Hit Imparable
 Home Run.....Cuadrangular
 Innings Pitched Entradas Lanzadas
 Knuckleball Bola de Nudillos

Leftfielder.....Jardinero Izquierdo
 Mound Montículo
 Pitcher..... Lanzador
 RBI Carrera Empujada
 Rightfielder Jardinero Derecho
 Runs Scored Carreras Anotadas
 Save Salvados
 Second Baseman..... Intermediista
 Shortstop..... Campo Corto
 Single..... Sencillo
 Slider..... Slider
 Stolen Bases Bases Robadas
 Strikeouts..... Ponches
 Third Baseman Antesalista
 Wins Ganados



67

DEREK SHOMON

**ASST. HITTING
COACH**

NAMED ASSISTANT HITTING COACH ON NOVEMBER 8, 2022

B/T: R/R

BORN: 2/27/1990 in Lake Forest, IL

RESIDES: Hampshire, IL

SCHOOL: University of Illinois at Springfield

PERSONAL: Derek Richard Shomon (pronounced SHOW-min)...wife, Keriann...son, Micah (born in March 2023)...attended Glenbrook South High School in Glenview, IL...attended the University of Illinois at Springfield...prior to that, attended Indiana Wesleyan University...is co-owner of Athletics HQ, a specialized baseball and softball training facility in Elgin, IL; Twins players have trained there both in the offseason and during trips to Chicago...participated in 2023 TwinsFest at Target Field and helped with the Futures Clinic at Urban Ventures in Minneapolis.

COACHING CAREER HIGHLIGHTS: 2024 marks second season coaching at major league level after being hired to current position November 8, 2022...enters his fourth overall season in the Twins organization...was hitting coach for Double-A Wichita in 2022, after serving in the same role for Low-A Fort Myers in 2021...held various positions in the independent Frontier League from 2012-20, including as a player and coach...was the hitting coach for the Schaumburg Boomers in 2020 and the club's bench coach in 2019...served as the bench coach for the Lake Erie Crushers in 2016 and also played for the Crushers in 2017...began his baseball career as the bullpen catcher for Schaumburg in 2012, and later served as bullpen coach in 2013 and bench coach from 2014-15.

PROFESSIONAL COACHING/MANAGING TIMELINE

2023-24	MINNESOTA ASSISTANT HITTING COACH
2022	Double-A Wichita Hitting Coach
2021	High-A Fort Myers Hitting Coach

PLAYING CAREER: Played collegiately for the University of Illinois at Springfield in 2013...played two seasons of independent baseball with Lake Erie of the Frontier League in 2017 and one with Cleburne in the American Association in 2018...was primarily a catcher in playing days and played some first base.

SHOMON'S PLAYING RECORD

YEAR	CLUB	AVG	G	AB	R	H	2B	3B	HR	RBI	SH	SF	HBP	BB	SO	SB	CS	OBP	OPS
2017	Lake Erie	.053	7	19	1	1	0	0	1	1	0	0	0	2	12	0	0	.143	.353
2018	Cleburne	.286	2	7	1	2	0	0	0	1	0	0	0	1	4	0	0	.375	.661
Independent Totals		.115	9	26	2	3	0	0	1	2	0	0	0	3	16	0	0	.207	.438

TWINS ALL-TIME PITCHING AND HITTING COACHES

PITCHING COACHES

Pete Maki	2022-24
Wes Johnson	2019-22
Garvin Alston	2018
Neil Allen	2015-17
Rick Anderson	2002-14
Dick Such	1985-2001
Johnny Podres	1981-85
Camilo Pascual	1978-80
Don McMahon	1976-77
Lee Stange	1975
Bob Rodgers	1974
Al Worthington	1972-73
Marvin Grissom	1970-71
Early Wynn	1967-69

HITTING COACHES

David Popkins/Rudy Hernandez	2022-24
Edgar Varela/Rudy Hernandez	2020-21
James Rowson	2017-19
Tom Brunansky	2013-16
Joe Vavra	2005-12
Scott Ullger	1999-2004
Terry Crowley	1991-98
Tony Oliva	1986-90
Jim Lemon	1981-84
Tony Oliva	1977-78
Eddie Lyons	1976
Ralph Rowe	1972-75
Art Fowler	1969
Jim Lemon	1965-67

NOTE: Coaches pre-1966 were classified only as "coaches"





84

COLBY SUGGS

BULLPEN COACH

NAMED BULLPEN COACH ON JULY 1, 2022

B/T: R/R

BORN: 10/25/1991 in Sulphur Springs, TX

RESIDES: Fayetteville, AR

SCHOOL: University of Arkansas

PERSONAL: Logan Colby Suggs...wife, Hannah; sons, Miller (4) and Gibson (2)...Hannah started a permanent jewelry business during the 2023 season...attended Sulphur Springs (TX) High School...pitched three seasons at the University of Arkansas from 2011-13, going 9-2, 1.36 ERA (79.2 IP, 12 ER) with 53 walks and 87 strikeouts in 65 games...graduated from Arkansas with a degree in communications...participated in 2023 TwinsFest at Target Field and helped with the Futures Clinic at Urban Ventures in Minneapolis.

COACHING CAREER HIGHLIGHTS: 2024 marks third season in a major league coaching role, being named bullpen coach July 1, 2022...Twins pitching coach Wes Johnson departed for Louisiana State University, elevating bullpen coach Pete Maki to pitching coach, which moved Suggs to his current role...spent 2021-22 as Twins coordinator of run prevention...spent 2019-20 as an advance scout for Minnesota...recruited to Minnesota's staff through connection with former pitching coach Wes Johnson, who coached with Suggs at Arkansas during the 2018 season...coached at Driveline Baseball (Pitching Floor Trainer) from 2016-17.

PROFESSIONAL COACHING/MANAGING TIMELINE

2022-24	MINNESOTA BULLPEN COACH
2021-22	Minnesota Coordinator of Run Prevention
2019-20	Minnesota Advance Scout
2018	University of Arkansas Bullpen Coach

PLAYING CAREER: Pitched four minor league seasons in the Marlins minor league system, going 3-9, 4.38 ERA (96.2 IP, 47 ER) with 50 walks, 94 strikeouts and a .228 opponent batting average...had Tommy John surgery in April 2015...returned to the mound in July 2016...selected by Miami in the Competitive Balance Round B (73rd overall) of the 2013 First-Year Player Draft.

SUGGS' PITCHING RECORD

YEAR	CLUB	W-L	ERA	G	GS	CG	SHO	SV	IP	H	R	ER	HR	HB	BB	SO	WP	K/9	BAA
2013	Jupiter	1-3	3.93	14	0	0	0	0	18.1	9	8	8	0	0	14	26	1	12.8	.141
	Batavia	1-0	1.13	7	0	0	0	3	8.0	5	2	1	0	1	2	11	0	12.4	.200
	GCL Marlins	0-0	9.00	1	0	0	0	0	1.0	1	1	1	0	1	2	1	0	9.0	.250
2014	Jupiter	1-6	5.09	46	0	0	0	3	58.1	59	36	33	3	7	25	47	6	7.3	.266
2015	Greensboro	0-0	0.00	5	0	0	0	1	5.1	3	0	0	0	0	1	6	0	10.1	.150
2016	GCL Marlins	0-0	6.35	6	2	0	0	0	5.2	4	4	4	0	1	6	3	2	4.8	.200
Minor League Totals		3-9	4.38	79	2	0	0	7	96.2	81	51	47	3	10	50	94	9	8.8	.228

YOUNGEST TWINS IN DEBUT

PLAYER	AGE	FIRST GAME
Jim Manning	18 years, 268 days	April 15, 1962 vs. Los Angeles-AL
Gary Dotter	19 years, 34 days	September 10, 1961 vs. Kansas City
Bert Blyleven	19 years, 60 days	June 5, 1970 vs. Washington
Paul Ratliff	19 years, 81 days	April 14, 1963 vs. Kansas City
Rich Garces	19 years, 123 days	September 18, 1990 vs. Kansas City
Dave Boswell	19 years, 242 days	September 18, 1964 vs. Boston
Jim Roland	19 years, 280 days	September 20, 1962 vs. Detroit
Gerry Arrigo	20 years, 0 days	June 12, 1961 vs. Boston
Rick Dempsey	20 years, 10 days	September 23, 1969 at Kansas City
Butch Wynegar	20 years, 26 days	April 9, 1976 vs. Texas



33 JAYCE TINGLER

BENCH COACH

NAMED BENCH COACH ON NOVEMBER 8, 2021

B/T: L/L

BORN: 11/28/1980 in Smithville, MO

RESIDES: Smithville, MO

SCHOOL: University of Missouri

PERSONAL: Jayce Michael Tingler...wife, Callie...sons, Gabe (12/30/11) and Gio (9/26/13)...attended Smithville (MO) High School where he played baseball and basketball, and in his senior year, he earned *USA Today* All-American honorable mention recognition in baseball and a McDonald's All-American nomination in basketball...he still owns the Smithville school records for points, assists, steals and 3-pointers...played baseball collegiately at the University of Missouri and earned a degree in communications...played with Ian Kinsler at Mizzou in 2003 and with Albert Pujols in the summer ball Jayhawk League for the Hays Larks when Pujols moved to Missouri in the late '90s...his parents, Diana and Steve, were both college basketball players...Diana also played college softball and went on to coach high school basketball, track and softball for 30 years en route to her induction into the Missouri Sports Hall of Fame in 2017...Steve is an inductee in the Missouri High School Fastpitch Coaches Association Hall of Fame, honoring his 20 years coaching softball at the high school and NAIA levels...in his free time, Jayce enjoys physical activities such as CrossFit and Brazilian jiu-jitsu, as well as just being a dad to his two sons...also speaks fluent Spanish.

COACHING CAREER HIGHLIGHTS: 2024 marks third season as Twins bench coach after spending 2020-21 as the San Diego Padres manager, a position he was named to on October 28, 2019...managed the Twins from September 18-20, 2023 at Cincinnati, going 2-1 while Rocco Baldelli left to attend the birth of his twin boys in Minneapolis...led Padres to the best winning percentage in franchise history (37-23, 617%) in his first season as a major league manager in 2020...finished second in voting for National League Manager of the Year in 2020, receiving six first-place votes and 71 points overall...Marlins' skipper Don Mattingly won the award, receiving 20 first place votes and 124 points...spent 13 seasons (2006-18) with the Texas Rangers, including serving as the major league player development field coordinator in 2019...moved to the front office for two years to assume the role of assistant general manager (2017-18), overseeing the club's player development system before returning to the dugout as bench coach to end the 2018 season...was field coordinator in 2015-16, serving as the outfield and baserunning coach for the ML coaching staff when the Rangers captured back-to-back AL West division titles...prior to his initial stint on the big-league staff, Tingler spent three years (2012-14) as the Rangers' minor league field coordinator, overseeing all on-field instruction for farm players, as well as organizing spring training and the instructional league...prior to serving as coordinator of instruction for the club's Arizona and Dominican Republic operations in 2011, he spent three seasons as manager in the Dominican Summer League (2008-09) and Arizona League (2010), leading all three of his squads to first-place finishes and a collective 124-62 (.667) record...in 2006, with Tingler's player career nearing its end, A.J. Preller, the then-Rangers director of professional and international scouting, asked him if he would help the Rangers start their Dominican League team in 2007...at the time of his hiring in San Diego, Tingler was managing Escogido in the Dominican Winter League, where the Leones' 9-1 record sat atop the standings.

PROFESSIONAL COACHING/MANAGING TIMELINE

2022-24	MINNESOTA BENCH COACH
2020-21	SAN DIEGO MANAGER
2019	Texas ML Player of Development Field Coordinator
2018	TEXAS BENCH COACH
2017-18	Texas Assistant General Manager
2015-16	TEXAS FIELD COORDINATOR
2012-14	Texas Minor League Field Coordinator
2011	Texas Coordinator of Instruction
2010	Texas Arizona League Manager
2008-09	Texas Dominican Summer League Manager
2007	Texas Dominican Summer League Hitting Coach

PLAYING CAREER: Selected by the Toronto Blue Jays in the 10th round of the 2003 First-Year Player Draft out of the University of Missouri...the left-handed outfielder played parts of four minor league seasons with Toronto (2003-05) and Texas (2006), batting .271 (400-1477) with 49 doubles, nine triples, three home runs, 111 RBI, 248 runs, 20 stolen bases, 221 walks and just 95 strikeouts...named a Florida State League All-Star in 2004 before being selected by the Rangers in the Triple-A phase of the 2005 Rule 5 Draft. (A.J. Preller, then the Texas Rangers' director of professional and international scouting, selected Tingler in the Rule 5 Draft.)...earned California League All-Star honors in his lone season in the Texas system in 2006...named a Collegiate Baseball Freshman All-American in 2000 for Mizzou, finishing his Tigers' career as the school's all-time leader in hits, walks and runs.

TINGLER'S PLAYING RECORD

YEAR	CLUB	AVG	G	AB	R	H	2B	3B	HR	RBI	SH	SF	HB	BB	SO	SB	CS	OBP	DPS
2003	Pulaski	.287	62	223	49	64	13	1	23	7	4	6	46	14	6	2	416	.783	
	Auburn	.238	7	21	5	5	1	0	0	1	0	0	0	4	0	0	.360	.646	
2004	Dunedin	.251	118	447	77	112	15	2	1	36	6	4	16	74	25	3	5	.373	.673
2005	Dunedin	.265	121	465	67	123	16	3	1	28	3	4	13	53	31	2	2	.353	.672
2006	Bakersfield	.330	56	224	40	74	4	3	0	17	6	0	4	36	16	5	7	.432	.807
	Frisco	.227	25	97	10	22	0	0	0	6	4	0	3	8	9	4	2	.306	.532
Minor League Totals		.271	389	1477	248	400	49	9	3	111	26	12	42	221	95	20	18	.378	.701

TINGLER'S RECORD AS MANAGER

YEAR	CLUB	LEAGUE	POSITION	WON	LOST	PCT.
2008	DSL Rangers	Dominican Summer League	1st in Division	46	23	.667
2009	DSL Rangers	Dominican Summer League	1st in Division	47	15	.758
2010	AZL Rangers	Arizona League	1st in Division	31	24	.564
2020	San Diego	National League	2nd in NL West (Wild Card)	37	23	.617
2021	San Diego	National League	3rd in NL West	79	83	.488
Minor League Totals				124	62	.667
Major League Totals				116	106	.523



40

TOMMY WATKINS

THIRD BASE/ OUTFIELD

NAMED THIRD BASE COACH ON DECEMBER 10, 2021

B/T: R/R
BORN: 6/18/1980 in Fort Myers, FL

RESIDES: Fort Myers, FL
SCHOOL: Riverdale High School (Fort Myers, FL)

PERSONAL: Thomas Gray Watkins Jr...married his wife, Courtney, in the 2021-22 offseason...1998 graduate of Riverdale (FL) High School...cousin of NFL wide receiver Sammy Watkins...in 2020, established the Tommy Watkins Foundation, a 501(c)(3) organization dedicated to giving back to the communities that supported him throughout his childhood and career (tommywatkins.org)...in conjunction with the Twins and Hormel Foods, for each Twins homer hit in July 2021, the foundation donated 10 backpacks full of school supplies to the Boys & Girls Clubs of the Twin Cities (totaling 400 backpacks), part of its "Bombas for Backpacks" initiative...in 2022, partnered with Every Meal, a Minnesota organization working to fight childhood hunger in the Twin Cities by filling gaps in food access children face during weekends, summers and extended school breaks...recipient of 2023 Kirby Puckett Award for Twins Alumni Community Service, as voted on by the Twin Community Fund Board of Directors...in 2023, participated in the Twins' annual free glove giveaway, mentored young athletes in North Minneapolis, visited childhood cancer patients during an in-season hospital visit, spoke with young athletes at Twins youth camps, visited Twins fans across the Upper Midwest on Twins Winter Caravan and signed autographs at TwinsFest...he continued his community work in 2023 with a food drive and golf tournament...Tommy is nicknamed "The Mayor" in his hometown of Fort Myers, Florida. On January 22, 2019, he was given the key to the city and they declared it Tommy Watkins Day.

COACHING CAREER HIGHLIGHTS: 2024 marks 15th season coaching/managing at some capacity in the Twins organization, sixth at the major league level...spent three seasons as Minnesota's first base coach from 2019-21 prior to shifting to third base coach in 2022...also assists Baldelli in outfield instruction...managed

PROFESSIONAL COACHING/MANAGING TIMELINE

2022-24	MINNESOTA THIRD BASE COACH
2019-21	MINNESOTA FIRST BASE COACH
2018	Double-A Chattanooga Manager
2017	Low-A Cedar Rapids Manager
2016	Double-A Chattanooga Hitting Coach
2010-15	Low-A Beloit/Cedar Rapids Hitting Coach

BOBBLE WHAT??

In 2003, the Single-A Fort Myers Miracle gave away Tommy Watkins "Bobbie Butt" dolls to fans. The figurine is crouched in a fielding position with a glove, wearing Tommy's number 7 from that season with the Miracle. There's no real backstory to the giveaway item, just that the Miracle staff thought it was fun and different.

Low-A Cedar Rapids in 2017 to a record of 75-65 and a second place finish; lost in the semifinals to Quad Cities.

PLAYING CAREER: Had contract selected August 8, 2007 by Minnesota after spending 10 years in the Twins minor league system...made major league debut as pinch-hitter August 10, 2007 at Los Angeles-AL...singled off Jarrod Washburn for first career hit August 15, 2007 at Seattle...suffered lower abdominal muscle strain August 23, 2007 and was on the Injured List the remainder of that season; never returned to the major leagues...selected by Minnesota in the 38th round of the 1998 First-Year Player Draft; signed by scout Brad Weitzel.

WATKINS' PLAYING RECORD

YEAR	CLUB	AVG	G	AB	R	H	2B	3B	HR	RBI	SH	SF	HB	BB	SO	SB	CS	OBP	OPS
1998	GCL Twins	.219	33	73	8	16	5	0	0	8	1	1	0	9	11	5	0	.301	.589
1999	GCL Twins	.263	49	152	30	40	10	0	1	12	7	1	2	28	21	4	4	.383	.731
2000	Elizabethton	.221	37	113	15	25	2	1	0	15	2	2	2	14	23	4	1	.313	.570
2001	Quad Cities	.230	73	191	31	44	9	0	2	16	6	1	2	28	36	4	2	.333	.642
2002	Fort Myers	.234	94	269	38	63	10	0	2	24	7	2	3	29	46	10	5	.314	.607
2003	Fort Myers	.259	104	347	53	90	9	2	1	35	8	3	5	34	44	11	5	.332	.637
2004	New Britain	.267	116	397	64	106	21	1	8	47	12	4	5	45	77	20	9	.346	.731
2005	New Britain	.229	116	319	50	73	19	0	4	24	13	0	5	31	65	12	7	.307	.633
2006	New Britain	.218	32	101	9	22	2	1	0	8	2	0	1	10	26	3	1	.295	.552
	Rochester	.276	60	174	25	48	10	0	4	23	5	1	1	18	25	7	2	.345	.748
2007	Rochester	.272	110	349	53	95	22	0	8	49	7	3	4	39	63	12	7	.349	.753
	MINNESOTA	.357	9	28	2	10	0	0	0	0	0	0	0	4	4	1	0	.438	.795
2008	Rochester	.219	76	233	32	51	9	3	1	18	5	0	2	25	31	5	4	.300	.596
2009	Rochester	.248	59	129	18	32	6	0	0	11	5	1	0	11	21	2	3	.305	.600
	Minor League Totals	.248	959	2847	426	705	134	8	31	290	80	19	32	321	489	99	50	.329	.662
	Major League Totals	.357	9	28	2	10	0	0	0	0	0	0	0	4	4	1	0	.438	.795

WATKINS' RECORD AS MANAGER

YEAR	CLUB	LEAGUE	POSITION	WON	LOST	PCT.
2017	Cedar Rapids	Midwest League	2nd in first half/2nd in second half	75	65	.536
2018	Chattanooga	Southern League	3rd in first half/5th in second half	65	72	.474
	Minor League Totals			140	137	.505

BASEBALL OPERATIONS STAFF



MIKE HERMAN *SENIOR DIRECTOR, TEAM TRAVEL*



Mike Herman, who was promoted to Senior Director of Team Travel in January 2020, begins his 26th season with the Twins and 13th in Team Travel. He is responsible for planning and implementing the club's travel needs, including the negotiations of an air charter agreement, ground transportation and hotel accommodations for the entire traveling party during spring training, the regular season and postseason. He also oversees player and staff game-day ticket requests, and serves as the club's primary scheduling contact with Major League Baseball.

Herman began his career with the Twins as a Media Relations Intern in 1999 before being hired full-time as a Media Relations Assistant at the start of the 2000 season. He also held the positions of Assistant Manager of Media Relations (2001-03) and Manager of Media and Player Relations (2004-06). He was named Director of Baseball Communications in 2007 and served in that role until being named Director of Team Travel in June 2012. He was the recipient of the 2022 Donald Davidson Travel Director of the Year Award, which is voted on by the 30 Club Travel Directors in MLB.

After graduating from Hopkins (MN) High School, Herman attended St. Olaf College, where he played baseball and graduated in 1998 with a degree in communications. Mike, his wife, Brittany, and their sons, Cole and Chase, reside in Plymouth, MN.



ROMAN BARINAS *DIRECTOR, LATIN AMERICA SCOUTING*



Roman Barinas, who joined the team in August 2023, is in his first full season with the Twins. As the Director, Latin American Scouting, he is responsible for leading the team's scouting efforts in Latin America.

Before the Twins, Barinas spent 16 seasons with the Los Angeles Dodgers where he contributed to various aspects of scouting, player development, and baseball operations. Most recently, he was the team's Latin American Scouting Supervisor. As a part of the Dodgers international scouting leadership, Barinas contributed to the signings of hundreds of players while managing scouts, developing a holistic scouting process, and implementing cross-departmental collaboration. Earlier in his career, his responsibilities included Latin American player and staff development, minor league free agent signings, roster construction, arbitration, and Dominican complex operations.

Roman graduated from Cornell University where he received his B.A. in Economics. He and his wife, Julia, reside in Los Angeles, CA with their two sons, Manolo and Roberto.



TOMMY BERGJANS *DIRECTOR, MINOR LEAGUE PITCHING DEVELOPMENT*



Tommy Bergjans is entering his fifth year with the Minnesota Twins. He was promoted to Director of Minor League Pitching Development in December 2023. Prior to this, he spent three years as Assistant Director of Player Development and one year as Coordinator, Player Development. He is responsible for helping set and implement organizational pitching philosophy, building development programs for pitchers, and educating and developing the organizations minor league pitching coaches.

Prior to joining the Twins, Tommy played professionally in the minor leagues for the Los Angeles Dodgers, Philadelphia Phillies, and Cincinnati Reds organizations.

Tommy attended Haverford College, where he played baseball and graduated with a B.A. in Economics in 2015. He and his wife, Meg, currently live in Minneapolis, MN.



AMANDA DALEY *DIRECTOR, PLAYER EDUCATION*



Amanda Daley was promoted to Director, Player Education in November 2022. She joined the Twins in 2007 after spending three years working at Pohlad Companies. She began working in amateur scouting and facilitating the administration of the amateur draft, while also working with international scouts and administrative staff in the academies in Latin America. Amanda grew to take on responsibilities in budgeting and player and staff immigration, while also working with the player education effort. She will solely focus on this role going forward, supporting players in their high school equivalency, English language proficiency, life skills, and continuing education.

Amanda graduated from Winona State University with majors in communication studies and Spanish. She and her husband, Sam, reside in Maplewood, MN.



SEAN HARLIN *DIRECTOR, BASEBALL TECHNOLOGY*




Sean Harlin begins his 33rd year with the Twins and seventh in his current role, a position he was named to in January 2018. Harlin attended St. John's University in Collegeville, MN, where he received his B.A. in English.

In his role as Director of Baseball Technology, Harlin is responsible for researching, selecting and implementing new baseball technologies for use in the major leagues, player development and scouting; overseeing the Twins' major league and minor league baseball technology programs; and serving as the liaison for baseball operations on construction projects.

Harlin began his career with the Twins in 1992 as an office services assistant until joining the Twins media relations department, where he served as Manager of Media Relations from 1994-2005. He was the Director of Major League Video from 2006-17. Sean, his wife, Andrea, and their son, Tadgh, reside in Eagan, MN.

BASEBALL OPERATIONS STAFF



DREW MacPhail *DIRECTOR, PLAYER DEVELOPMENT*



Drew MacPhail is entering his fifth year with the Minnesota Twins. He was promoted to Director of Player Development in October 2022. Prior to that, he spent three years as Assistant Director of Player Development. He is responsible for overseeing all minor league players and staff, as well as implementing holistic development initiatives designed to help Twins' minor league players maximize their potential.

Prior to joining the Twins, Drew worked for four years in the Los Angeles Dodgers' front office in player development. While with the Dodgers, he worked on a variety of organizational initiatives, including collaborating on developmental player plans and helping oversee joint R&D/PD coaching initiatives.

MacPhail is a proud alum of Claremont McKenna College, where he graduated with a degree in economics in 2015.



BRIAN Maloney *DIRECTOR, MINOR LEAGUE & HIGH PERFORMANCE OPERATIONS*



Brian Maloney begins his 19th season with the Twins. He was promoted to Director, Minor League & High Performance Operations in November 2022. His responsibilities include creating minor and major league player contracts and executing all major league player transactions. He works as a conduit to Major League Baseball on administrative matters. He also produces and manages all minor league budgets. Additionally, he serves as the day-to-day contact with the club's minor league affiliates and ensures the Twins remain compliant with all minor league policies.

Brian began his career with the Twins in 2006 at the Fort Myers, FL complex. He worked in Florida Operations for 13 years, assisting with planning and overseeing construction of the upgrades to the Lee County Sports Complex and stadium, including the Twins' Player Development Academy. He also worked on the planning and completion of the Twins' Dominican Academy, which opened in 2017.

Maloney attended the University of Connecticut, where he played baseball and graduated in 2005 with a degree in finance.

Brian, his wife, Emily, and their children, Andrew and Molly, reside in Plymouth, MN.



DANE Sorensen *DIRECTOR, BASEBALL RESEARCH*



Dane Sorensen joined the Twins in December 2021 as Director, Baseball Research, after working with the club's research and development group as a part-time consultant for two years. He is a native of Apple Valley, MN.

In his current role, Dane oversees the club's research subgroups, working closely on both the technology, and research and development sides. He has prior baseball experience with the St. Louis Cardinals, where he served as a Quantitative Analyst from 2012-16 and as Director of Baseball Development from 2017-19. In between his stints in baseball, he worked

as a Senior Data Analyst for Be The Match and as a Principal in Data and Analytics at Slalom, a consulting firm.

Sorensen earned his B.S. in math from Lawrence University and his master's degree in informatics from Indiana University.

Dane and his wife, Andrea, have two children and reside in Minneapolis, MN.



BRAD Steil *DIRECTOR, PRO PLAYER PROCUREMENT*



Brad Steil begins his 24th year in the Twins organization and sixth as Director of Pro Player Procurement. He spent five seasons as Twins Director of Minor League Operations, after spending the previous five seasons as Director of Baseball Operations. Steil's duties include management of pro personnel staff, coordination of player evaluation philosophies, and assisting Derek Falvey and Thad Levine with personnel decisions.

Steil was hired as the Administrative Assistant for Scouting in 2001 and was promoted to Baseball Operations Assistant in July 2003. He was named Assistant Director of Baseball Operations in January 2006 and was eventually promoted to Director of Baseball Operations in September 2007.

Steil is a native of Litchfield, MN, and graduated magna cum laude from Concordia College (Moorhead) in 1999. He also attended the St. Thomas Graduate School of Business (1999-2000).

Brad and his wife, Megan, and daughters, Aubrey and Josie, reside in Medina, MN.

BASEBALL OPERATIONS STAFF



MICHAEL CUDDYER

SPECIAL ASSISTANT, BASEBALL OPERATIONS



Michael Cudoyer joined the Twins front office on November 28, 2016. Cudoyer, 44, was drafted by Minnesota in the first round of the 1997 First-Year Player Draft and played 15 seasons in the major leagues, including 11 seasons with the Twins from 2001-11. He also played three seasons in Colorado and one with New York-NL, winning the NL batting title for the Rockies with a .331 batting average in 2013.

Cudoyer's responsibilities include, but are not limited to, helping position player development by focusing on transition programs and teaching an understanding of major league expectations, environment and culture. He also is involved in the amateur draft process and is a resource for player acquisitions.

The former outfielder played a key role on six different Twins AL Central Division championship teams. The two-time All-Star (2011 with the Twins and 2013 with the Rockies) played 1,139 career games in a Twins uniform, hitting 141 home runs with 580 RBI. He ranks ninth on the Twins all-time list in doubles (239), 11th in RBI (580) and 12th in hits (1,106). Cudoyer was inducted into the Twins Hall of Fame in 2017.



LATROY HAWKINS

SPECIAL ASSISTANT, BASEBALL OPERATIONS



Latroy Hawkins joined the Twins front office on November 28, 2016. Hawkins, 51, was drafted by the Twins in the seventh round of the 1991 First-Year Player Draft and played 21 seasons in the major leagues, with 11 different teams.

Hawkins' responsibilities include, but are not limited to, contributing to the development of the organizational pitching philosophies used in the selection and development of all players. He contributes to the amateur scouting process and trade deadline preparation meetings. Additionally, Hawkins occasionally serves as an analyst for Twins television broadcasts.

He pitched nine seasons in Minnesota from 1995-2003, appearing in 366 games. The Gary, IN native ranks 10th on baseball's all-time list in games, appearing in 1,042 total over his 21-year career and 60-plus in 10 different seasons. Hawkins is one of 13 relievers in baseball history to record at least one save against all 30 teams. He was a set-up man on two-straight Twins AL Central Division championship teams in 2002 and 2003, posting an ERA of 2.13 in 65 games in '02 and 1.86 in 74 games in '03. In January 2018, he was inducted into the Indiana High School Baseball Coaches Association Hall of Fame.



JUSTIN MORNEAU

SPECIAL ASSISTANT, BASEBALL OPERATIONS



Justin Morneau joined the Twins front office on January 17, 2018. Morneau, 42, was drafted by the Twins in the third round of the 1999 First-Year Player Draft and played 14 seasons in the major leagues, including 11 seasons with the Twins from 2003-13. He also played for Pittsburgh, Colorado and Chicago-AL from 2013-16.

The former first baseman played a key role on three different Twins AL Central Division championship teams and won the American League Most Valuable Player Award in 2006. The four-time All-Star played 1,278 games in a Twins uniform, hitting .278 with 221 home runs and 860 RBI. He was elected to the Twins Hall of Fame in 2020 and inducted

in 2021. Also, he was inducted into the Rochester Red Wings Hall of Fame in July 2022.

Morneau's responsibilities include, but are not limited to, helping position player development by focusing on transition programs and teaching an understanding of major league expectations, environment and culture. He is also involved in the amateur draft process and as a resource for player acquisitions. Additionally, Morneau serves as an analyst for Twins television broadcasts.

He also serves as a resource for players and coaches in the mental and fundamental aspects of the game. In his role as Special Assistant, Morneau participates in instructional programs and visits all minor league affiliates throughout the season. He works alongside the Baseball Operations staff and uniformed personnel to ensure development in players' understanding of culture, talent evaluation and organizational vision. In addition, Morneau plays a part in supporting the Twins community efforts, being involved in charities and community work throughout Twins Territory.



BASEBALL OPERATIONS STAFF



DERON JOHNSON *SENIOR ADVISOR, SCOUTING*



Deron Johnson has been a member of the Twins organization since January 1994. After working as the Northern California Area Scout, Johnson was promoted to West Coast Supervisor in October 1998 and, on September 13, 2007, he was promoted to Director of Scouting for the Twins. In December 2016, he was named to his current role of Senior Advisor of the Scouting Department. In his position, Johnson scouts the best talent in the domestic and international amateur markets and assists the Professional Scouting Department by undertaking targeted minor and major league scouting assignments. Additionally, he spends the summer months evaluating all levels of the Twins minor league affiliates.

Johnson was born and raised in Vallejo, CA, and graduated from St. Mary's College in Moraga, CA, with a B.A. in liberal arts in 1991. Prior to joining the Twins, Johnson played three minor league seasons as an outfielder in the Pittsburgh Pirates organization from 1988-90. He served as the assistant baseball coach and recruiting coordinator for the University of San Francisco from 1992-93. In addition, Johnson has covered minor league and major league teams and works with the club's advance team.

Deron and his wife, Alecia, have four children, Ashley (Carrino), Alexis, Deron Jr. and Dominique, and one grandchild, Autumn Carrino. They reside in Sacramento, CA.



PAUL MOLITOR *MINOR LEAGUE INSTRUCTOR*



Paul Molitor joined the Twins front office during the 2021 season. The National Baseball Hall of Famer played 21 seasons with Milwaukee (1978-92), Toronto (1993-95) and Minnesota (1996-98).

Molitor's responsibilities include assisting the baseball operations department with minor league instruction during both minor league spring training and at the Twins' affiliates during the regular season. He will also join the Twins radio broadcast for select games in 2024.

He managed the Twins for four seasons from 2015-18 (305-343, .471) and was named the American League Manager of the Year in 2017 after guiding the Twins to a record of 85-77 and an American League Wild Card berth. Prior to his time as manager, he was an assistant coach for the Twins in 2014, minor league baserunning/infield coordinator for the Twins in 2003 and from 2005-13, hitting coach for Seattle in 2004 and bench coach for Minnesota from 2000-01.

The St. Paul native was inducted into the National Baseball Hall of Fame in 2004 (first ballot) and is one of just seven players in baseball history (Ty Cobb, Honus Wagner, Eddie Collins, Lou Brock, Rickey Henderson and Ichiro Suzuki) to amass at least 3,000 hits, 500 stolen bases and a .300 batting average or higher. The University of Minnesota alumnus (1975-77) was originally drafted by the Brewers with the third overall pick in the 1977 First-Year Player Draft and ranks 10th on baseball's all-time list in hits (3,319), 15th in doubles (605), 16th in at-bats (10,835), 20th in runs (1,782), 35th in games (2,683) and 39th in stolen bases (504). He was named to seven AL All-Star teams (1980, '85, '88, '91, '92, '93 and '94), won four Louisville Silver Slugger Awards (1987, '88, '93 and '96), won both the Branch Rickey Award and Players Choice Man of the Year Award in 1998, and was named World Series Most Valuable Player for the 1993 Toronto Blue Jays.

SUPPORT STAFF



ROD McCORMICK *EQUIPMENT MANAGER*



Rod McCormick begins his 31st season with the Twins and 18th as the club's Equipment Manager. McCormick joined the Twins as a ball boy in 1994 and became the Home Clubhouse Assistant in 1998. He was named home Clubhouse Manager in April 2007.

A graduate of Minnetonka (MN) High School, McCormick attended the University of Minnesota from 1993-96. He oversees the upkeep of all team and personal player equipment, and the movement of equipment during spring training and all regular season and Postseason roadtrips.

Rod, wife, Kristen, and twin sons, Charlie and Parker, reside in Minnetonka, MN.



MARCUS McKENZIE *VISITING CLUBHOUSE MANAGER*



Marcus McKenzie enters his 14th season with the Twins and seventh as Visiting Clubhouse Manager. He joined the Twins as a clubhouse attendant in 2011 and became the Visiting Clubhouse Assistant in 2012. He was named the Visiting Clubhouse Manager in January 2018, overseeing upkeep of visiting team needs and the movement of equipment in and out of Target Field.

A 2003 graduate of Minnetonka (MN) High School, McKenzie played one year of baseball at the University of New Orleans in 2004, before transferring to the University of Minnesota to play baseball, graduating with a communications degree in 2007. He played four seasons of independent baseball and joined the Twins in 2011. In 2012, McKenzie received his master's degree in organizational management from Concordia University in St. Paul, while helping his father run the baseball program. In 2017, McKenzie was named Associate Head Baseball Coach at Concordia St. Paul. He has also worked in the visiting locker room for the Minnesota Vikings since September 2000.

Marcus, wife, Katie, and daughter, Madison, reside in Lakeville, MN.

PERFORMANCE STAFF



NICK PAPARESTA

HEAD ATHLETIC TRAINER



Nick Paparesta enters his second season with the Twins after 12 seasons as the Oakland A's head athletic trainer. Prior to that, Paparesta served as the Tampa Bay Rays assistant athletic trainer for three seasons.

A native of North Fort Myers, FL, Paparesta spent five years in the Rays organization. He joined Tampa Bay in 2006 as minor league head athletic trainer and rehabilitation coordinator, overseeing all minor league athletic trainers and rehabilitation with minor league players in that role for two seasons. He was promoted to the major league level in 2008 and was a member of Tampa Bay's American League championship team that year.

Prior to his stint with the Rays, Paparesta worked in the Cleveland organization for 11 seasons, including four years with Triple-A Buffalo. He is a graduate of Baldwin-Wallace College in Berea, OH, and holds certifications by the National Athletic Trainers' Association (NATA).

In 2009, Paparesta shared honors with Ron Porterfield and Paul Harker of the Tampa Bay Rays as "Major League Athletic Training Staff of the Year." He was selected by PBATS to serve as the head athletic trainer for the American League team at the 2017 Major League Baseball All-Star Game in Miami, FL. In 2018, Paparesta shared honors with Jeff Collins and Brian Schulman of the Oakland A's as "Major League Athletic Training Staff of the Year."

He resides in, Queen Creek, AZ, with his wife, Kristel, and two children, Noah and Alaina.



MASAMICHI ABE

ASSISTANT ATHLETIC TRAINER



Masamichi "Masa" Abe begins his seventh season in the Twins organization as Assistant Athletic Trainer. Abe attended the University of Arkansas, where he received his M.S. in biomechanics and his B.S. in exercise science.

He spent his previous seven seasons as an athletic trainer at some capacity in the Arizona Diamondbacks organization, spending 2016-17 with Triple-A Reno, 2014-15 with Double-A Mobile, 2013 with High-A Visalia, 2012 with Rookie-Missoula and 2011 with the AZL Diamondbacks.

He also trained for the Japanese Team during the World Baseball Classic in 2017 and in the Arizona Fall League in 2013 and '14. He was named 2017 Pacific Coast League Athletic Trainer of the Year, a 2013 Professional Baseball Athletic Training Society Scholar and 2012 Athletic Trainer of the Year. Masa and his wife, Naomi, and their sons, Kaito and Sota, make their home in Hiroshima, Japan.



JASON KIRKMAN

ASSISTANT ATHLETIC TRAINER



Jason Kirkman is in his fifth season in the Twins organization and third as Assistant Athletic Trainer with the major league club. He served as the Triple-A St. Paul Saints athletic trainer in 2021 and was slated to have the same role with Rochester in 2020 prior to the cancellation of the minor league season.

Kirkman has spent the last 19 years as an athletic trainer in baseball. He began with the Philadelphia Phillies, working with Short-A Batavia (2003), Low-A Lakewood (2004-05), Double-A Reading (2007), Triple-A Lehigh Valley (2008-11) and High-A Clearwater (2012-13). He spent one season with Atlanta (Gulf Coast Braves, 2014) before moving to the Los Angeles-NL organization and working for High-A Rancho Cucamonga (2015-16) – where he was the California League Athletic Trainer of the Year in 2016 – followed by stints with Double-A Tulsa (2017) and Triple-A Oklahoma City (2018).

Jason earned his B.S. from Boise State University and his Master's of Health Sciences from Nova Southeastern University. He resides in Orlando, FL.



IAN KADISH

DIRECTOR, STRENGTH AND CONDITIONING



Ian Kadish enters his sixth season as the Twins Strength and Conditioning Director after spending 2018 as the Twins Minor League Strength and Conditioning Coordinator. He is based out of the Twins' complex in Fort Myers, FL.

Prior to joining the Twins, he was minor league strength coach for two seasons in the Miami Marlins organization. Before working for the Marlins, Kadish served as an intern for The Ohio State Football Strength and Conditioning program.

The 2011 Marshall University graduate played four seasons of professional baseball, three of which were in the Toronto Blue Jays organization. Ian and his wife, Emily, and their two children reside in Fort Myers, FL.



CHUCK BRADWAY

MAJOR LEAGUE STRENGTH AND CONDITIONING COACH



Chuck Bradway enters his seventh year as a Strength and Conditioning Coach in the Twins organization, as well as his third full season as a Major League Strength and Conditioning Coach, after working in Minnesota's minors from 2018-21.

Prior to joining the Twins, Bradway did strength and conditioning internships at the University of Tampa (2016-17) and the University of South Florida (2017), and worked as a strength and conditioning coaching assistant at UT (2017-18). He also served as a strength and conditioning coach at New York University Abu Dhabi from 2013-16. Bradway earned his B.A. from St. Lawrence University and his M.S. in exercise and nutrition science from the University of Tampa.

Chuck resides in Fort Myers, FL.

PERFORMANCE STAFF



AARON RHODES

MAJOR LEAGUE STRENGTH AND CONDITIONING COACH



Aaron Rhodes joined the Twins in November 2021 and enters his third season with the club as a Major League Strength and Conditioning Coach. He obtained his B.S. in exercise science from Lindenwood (MO) University in 2015.

Rhodes spent the previous six seasons in the St. Louis Cardinals organization (2016-21), most recently serving as Minor League Strength and Conditioning Coordinator from 2017-21. He was also a strength and conditioning coach in the Cardinals' minor league system from 2016-17. Prior to joining the Cardinals, he interned with the NHL's St. Louis Blues, worked as an S&C intern at his alma mater — where he worked with former Twins S&C coach Andrea Hayden — and was

a Physical Therapy Technician at Excel Sports and Physical Therapy in the St. Louis area.

Aaron, his wife, Kayla, daughter, Aubrielle, and son, Trenton, reside in Godfrey, IL.



KARA LYNCH

DIRECTOR, PERFORMANCE NUTRITION



Kara Lynch is entering her fifth season with the Twins organization. She was promoted to the Director of Performance Nutrition prior to the 2021 season after spending one season as the Minor League Dietitian.

Prior to the Twins, Kara was the Director of Sports Nutrition for the University of Delaware from 2017-2019. Lynch also served as the sports dietitian for Florida State University's baseball, softball, and soccer teams in 2016. She completed internships at the University of Alabama and EXOS.

Kara received her undergraduate degree in dietetics from the University of Alabama, completed her dietetic internship through Wellness Workdays, and is currently pursuing a Ph.D. (SETU, Ireland).

She is a registered dietitian through the Commission on Dietetic Registration, a licensed dietitian in the state of Florida, a Sport and Exercise Nutrition Register (United Kingdom), a level two anthropometrist, and a Monash University FODMAP dietitian.

Kara, her husband, John, and daughters, Raygan and Ryley, reside in Naples, FL.



CHRISTIAN HINTZ

MAJOR LEAGUE PHYSICAL THERAPIST



Christian Hintz is entering his first season as a Physical Therapist for the Minnesota Twins and sixth in the organization. He spent the previous five seasons in a minor league physical therapist role, working with players at all levels of the Twins system out of the Fort Myers complex.

Prior to joining the Twins, Christian worked briefly with the Institute for Athletic Medicine in Minneapolis and Body Rejuvenation performance facility. He completed his post graduate training with the Fairview Sports Residency program

in the Twin Cities after graduating from the University of Wisconsin-La Crosse, earning his Bachelor of Science degree in Exercise Science and a Doctor of Physical Therapy degree.

A native of Blaine, MN, Christian resides in Fort Myers, FL, with his wife, Brooke, and son, Parker.

PLAYER AND COACH PRONUNCIATION GUIDE

ALCALAAL-cah-lah
BALAZOVICBAL-uh-ZAH-vick
JAIR CAMARGOJAH-er cah-MAR-go
DESCLAFANIdee-sclaw-FAH-nee
DIAZDEE-az
DOBNAKDAWB-nak
DUARTEdoo-AR-tay
JHOAN DURANJO-ahn DOO-rah
NIKO GOODRUMNEE-koh
HEADRICKHED-rik
HENRIQUEZhen-REE-kez
ISOLAeye-SO-lah
EDOUARD JULIENED-ward JOO-lee-en
KEIRSEYKEER-see
KIRILLOFFKEER-ah-loff
LARNACHLAR-nick

MAKImacky
MANUEL MARGOman-WELL mar-GO
JOVANI MORANjo-vah-nee MOH-ran
OBEROH-burr
OKERTOH-kert
PADDACKPAD-ack
PRATOPRAH-tow
SABATOsah-BAH-toh
YUNIOR SEVERINOYOON-yor sev-ah-REE-no
SHOMONSHOW-min
STAUMONTSTAW-mont
THIELBARTHEEL-bar
TOPATOW-pah
VAZQUEZVASS-kez
WINDERWINE-der

TWINS 2024 ROSTER - HOW CONSTRUCTED

FIRST-YEAR PLAYER DRAFT (16)	VIA TRADE (13)	SIGNED AS FREE AGENT (11)	RULE-5 DRAFT (0)	CLAIMED OFF WAIVERS (1)
2009:		Max Kepler		
2010:				
2011:				
2012: Byron Buxton (1st round)				
2013:				
2014:				
2015:				
2016: Griffin Jax (3rd round) Alex Kirilloff (1st round) Jose Miranda (Lottery Rd. B)				
2017: Royce Lewis (1st round) Bailey Ober (12th round)		Yunior Severino		
2018: Kody Funderburk (15th round) Ryan Jeffers (2nd round) Trevor Larnach (1st round) Cole Sands (5th round) Josh Winder (7th round)	Jorge Alcala (HOU) Jhoan Duran (ARI)			
2019: Matt Canterino (2nd round) Brent Headrick (9th round) Edouard Julien (18th round) Louie Varland (15th round) Matt Wallner (1st round)		Emmanuel Rodriguez		
2020:	Jair Camargo (LAD)	Caleb Thielbar		
2021:	Joe Ryan (TB) Austin Martin (TOR) Simeon Woods Richardson (TOR)			
2022:	Kyle Farmer (CIN) Chris Paddack (SD)	Willi Castro Carlos Correa Brock Stewart Christian Vázquez		
2023:	Pablo López (MIA)	Josh Staumont		
2024:	Anthony DeSclafani (SEA) Manuel Margot (LAD) Steven Okert (MIA) Justin Topa (SEA)	Jay Jackson Carlos Santana		Zack Weiss (BOS)

NOTE: LIST INCLUDES 40-MAN ROSTER/INJURED LIST AND EXCLUDES NON-ROSTER INVITES

2024
PLAYERS





66

JORGE ALCALA

RHP

H/W: 6-3/213 **B/T:** R/R
OPENING DAY AGE: 28
BORN: 7/28/1995 in Bajos de Haina, DR
RESIDES: Santo Domingo, DR

ACQUIRED: Trade with HOU, 7/27/18
M.L. SERVICE: 4 years, 14 days
OPTIONS USED: 0 of 3
CONTRACT STATUS: Signed thru 2024

PERSONAL: Jorge Luis Alcala (pronounced AL-cah-lah)...Instagram: @jorge_luis_alcala28...hobbies include playing dominoes and going to the beach.

CAREER HIGHLIGHTS: Last two seasons slowed by arm injuries in 2022 and '23...Twins are second organization, starting with Houston from 2015-18 and was part of Ryan Pressly trade at 2018 deadline to get to Minnesota...made Twins Opening Day roster three times in career (2021-23)...earned first major league save in final 2021 appearance, on October 3 at Kansas City (1.1 IP, 3 K)...ranked the 23rd-best prospect in the Twins' system as of September 14, 2019 by MLB.com, and 19th by *Baseball America*...made major league debut September 21, 2019 vs. Kansas City, pitching 0.2 scoreless innings with one hit and one walk...recorded first major league win August 18, 2020 vs. Milwaukee, pitching 2.0 scoreless innings in a 4-3, 12-inning Twins victory...named No. 11 prospect in Twins system by MLB.com in 2018...named 18th-best prospect in Astros system by MLB.com in 2017.

POSTSEASON CAREER: Has not appeared at major league level.

2023:

- * Made Twins Opening Day roster for third time in career and third time consecutively.
- * Did not allow an earned run in first four appearances (5.2 IP) from April 1-12.
- * Optioned to Triple-A St. Paul on April 21 (Simeon Woods Richardson recalled)...appeared in four games for Saints from April 23-May 3 and was recalled by Minnesota on May 6.
- * Appeared in four more games for Twins, allowing six runs in 5.1 innings pitched (10.13 ERA) and was placed on 15-day Injured List on May 16 with a right forearm strain...transferred to 60-day IL on June 18.
- * Pitched in two games with Triple-A St. Paul on rehab assignment; reinstated on October 1.
- * Appeared on October 1 at Colorado, allowing one run on one hit in 2.0 innings pitched, with two walks and four strikeouts...hit a max pitch velocity of 99.1 mph twice, during at-bats to Brenton Doyle and Elehuris Montero (both balls).
- * Continued to throw live batting practice to Twins hitters during Postseason play to stay sharp.
- * Held opponents to a .133 (2-for-15) average when throwing his changeup (threw 68 times).

2022: Made Twins Opening Day roster for second time in career and second consecutive season...made two scoreless appearances on April 8 and 10 vs. Seattle, during the Twins' first series, pitching 2.1 innings (2 BB, 2 K)...placed on 10-day Injured List on April 12 with right elbow inflammation...underwent surgery on right elbow...transferred to 60-day IL on April 23...made one rehab appearance on June 1 with Low-A Fort Myers but had a setback and was shut down for rest of season.

2021: Made Twins Opening Day roster for first time in career...nine of first 12 appearances were scoreless from April 4-May 5, posting a 2.92 ERA (12.1 IP, 4 ER) and a .150 (6-for-40) opponent batting average with two walks and 12 strikeouts in that span...posted opponent batting averages of .147 (5-for-34) with 11 strikeouts in nine April games and .194 (6-for-31) with six strikeouts in 11 May games...placed on 10-day Injured List on August 9 with right triceps tendinitis; reinstated August 27...struck out at least one batter in 19-consecutive appearances (27 total K) from July 27-end of season, the longest run by a Twins reliever on the season...16 of his final 19 appearances were scoreless, from July 27-end of season...went 1-2, 0.82 ERA (22.0 IP, 2 ER) with one save, seven holds, three walks, 27 strikeouts, a .153 (11-for-72) opponent batting average and a 0.64 WHIP in that span...went 1-3, 3.23 ERA (30.2 IP, 11 ER) with an opponent average of .173 (18-for-104) in 30 away games, compared to 2-3, 4.66 ERA (29.0 IP, 15 ER) with an opponent average of .255 (27-for-106) in 29 home games...held right-handed hitters to a .214 batting average (27-for-126) with a .580 OPS and lefties hit .214 (18-for-84) with a .740 OPS against him...struck out at least one batter in 44 of 59 appearances and multiple batters in 13 appearances...fanned a season-high five batters on April 25 vs. Pittsburgh...threw the only pitches for the Twins that registered 100 mph-or-faster on the season, reaching triple digits 14 times...the fastest was 100.9 mph on August 8 at Houston to Jason Castro (ball)...set career highs in appearances (59) and strikeouts (61), while stranding 15 of 21 inherited runners (71.4%)...ranked tied for third on the club in appearances, including 43 without allowing an earned run (4th on club).

2020: Began season on Minnesota Taxi Squad...recalled by Twins August 1...made season debut August 3 vs. Pittsburgh, allowing one unearned run on two hits in 2.0 innings pitched, with two strikeouts...recorded first major league win August 18 vs. Milwaukee, pitching 2.0 scoreless innings in a 4-3, 12-inning Twins victory...set season and career high with six strikeouts August 21 at Kansas City (3.0 IP)...held opponents scoreless in 11 of 16 appearances...struck out at least one batter in 11 of 16 appearances and multiple batters in nine games...threw 17 pitches at 99.0 mph-plus, the most on the team and 20th in baseball...topped out at 100.7 in an at-bat vs. Tim Anderson (foul ball) September 2 vs. Chicago-All...

CAREER HIGHS

IP: 3.0, 8/21/20 at KC
Walks: 2, 4x, last 5/12/23 vs. CHC
SO: 6, 8/21/20 at KC
CG: --
Low-Hit CG: --
Win-Streak: 1, 5x, last 7/31/21 at STL



TWINS PITCHING LEADERS

PITCHES THROWN 98+ MPH SINCE 2019

1. Joao Duran	1,164
2. Trevor Megill	247
3. Jorge Alcala	182



held right-handed batters to a .170 (9-for-53) average with one home run (James McCann, September 15 at CWS), while left-handers hit .364 (12-for-33)...appeared in just one game for Águilas in the Dominican Winter League (1.0 IP).

2019: Began the season in Double-A Pensacola where he amassed a 5-7 record with a 5.87 ERA (102.2 IP, 67 ER) and a 105/37 strikeout-to-walk ratio...appeared in 26 games (16 starts) for the Blue Wahoos, throwing at least 5.0 innings in 12 of those games, and once in relief...was named the Twins minor league Pitcher of the Week for the week ending May 5...pitched 5.0 shutout innings with five hits allowed, no walks and eight strikeouts on May 2 vs. Biloxi...allowed two earned runs over 8.2 innings in August before being promoted to Triple-A Rochester, where he finished the season by throwing 7.2 scoreless innings of relief, scattering four hits with 11 strikeouts (.154 BAA)...during his brief stint with the Red Wings, right-handed hitters went 1-for-10 off him (.100) and lefties went 3-for-16 (.188)...had his contract selected by the Twins on September 14 prior to a doubleheader in Cleveland...made major league debut September 21 vs. Kansas City, pitching 0.2 scoreless innings with one hit and one walk.

2018: Named Texas League Pitcher of the Week while pitching for Double-A Corpus Christi (HOU) for the week of June 4-10, making two appearances (1 start), allowing one earned run on three hits and striking out seven in 9.0 innings...traded from Houston to Minnesota on July 28 with outfielder Gilberto Celestino in exchange for right-handed pitcher Ryan Pressly...was on the 7-day Injured List from July 29-August 6 with a right trapezius strain...named No. 11 prospect in Twins system by MLB.com...made stops at High-A Buies Creek (1-4, 3.03 ERA in 38.2 IP), Double-A Corpus Christi (2-3, 3.54 ERA in 40.2 IP) and Double-A Chattanooga (0-4, 5.85 ERA in 20.0 IP).

2017: Went 7-6 with a 3.05 ERA (109.1 IP, 37 ER) over two stops in Low-A Quad Cities and High-A Buies Creek...held batters to a .155 opponent batting average in Quad Cities over six games (4 starts) before the promotion to Buies Creek, where he went 5-6 with a 3.45 ERA (78.1 IP, 30 ER) and 60 strikeouts...entered the season the 18th-best prospect in Astros system by MLB.com.

2016: Made three stops in the minors, first with the GCL Astros, where he pitched in six games (3 starts), posting a 1.21 ERA (22.1 IP, 3 ER) with 35/6 (5.83) strikeout-to-walk ratio...was promoted to Rookie-Greenville, where he pitched in another six games (4 starts), amassing a 2-1 record with a 1.80 ERA (20.0 IP, 4 ER) and .174 opponent batting average...finished the year with Low-A Tri-City, where he went 0-1 with a 5.27 ERA (13.2 IP, 8 ER) in three starts...was named the Appalachian League Pitcher of the Week for the week of August 21 with Greenville, making one start and throwing 5.0 no-hit innings with seven strikeouts and one walk.

2015: Began his professional career with the DSL Astros Blue, going 2-0 with a 3.06 ERA (32.1 IP, 11 ER) and an opponent batting average of .227.

PROFESSIONAL: Signed by the Astros as an international free agent on December 3, 2014...acquired by the Twins on July 27, 2018 along with outfielder Gilberto Celestino in exchange for right-handed pitcher Ryan Pressly.

ALCALA'S PITCHING RECORD

YEAR	CLUB	W-L	ERA	G	GS	CG	SH	SV	IP	H	R	ER	HR	HB	BB	SO	WP	K/9	BAA
2015	DSL Astros Blue	2-0	3.06	12	2	0	0	1	32.1	27	14	11	0	0	19	20	7	5.6	.227
2016	GCL Astros	1-1	1.21	6	3	0	0	1	22.1	14	3	3	0	0	6	35	2	14.1	.175
	Greenville	2-1	1.80	6	4	0	0	0	20.0	12	5	4	0	1	8	20	1	9.0	.174
	Tri-City	0-1	5.27	3	3	0	0	0	13.2	20	15	8	1	2	4	15	4	9.9	.345
2017	Buies Creek	5-6	3.45	16	14	1	1	0	78.1	55	33	30	7	5	33	60	7	6.9	.200
	Quad Cities	2-0	2.03	6	4	0	0	0	31.0	16	7	7	3	1	12	35	2	10.2	.155
2018	Buies Creek	1-4	3.03	10	7	0	0	2	38.2	25	15	13	2	2	18	45	5	10.5	.182
	Corpus Christi	2-3	3.54	9	5	0	0	1	40.2	36	17	16	1	2	17	37	3	8.2	.243
	Chattanooga	0-4	5.85	5	4	0	0	0	20.0	23	16	13	4	1	14	22	2	9.9	.280
2019	Pensacola	5-7	5.87	26	16	0	0	0	102.2	114	68	67	12	5	37	105	6	9.2	.284
	Rochester	1-0	0.00	5	0	0	0	0	7.2	4	0	0	0	0	2	11	0	12.9	.154
	MINNESOTA	0-0	0.00	2	0	0	0	0	1.2	1	0	0	0	0	1	1	0	5.4	.167
2020	MINNESOTA	2-1	2.63	16	0	0	0	0	24.0	21	8	7	3	0	8	27	1	10.1	.244
2021	MINNESOTA	3-6	3.92	59	0	0	0	1	59.2	45	29	26	10	2	13	61	1	9.2	.214
2022	Fort Myers	0-1	0.00	1	0	0	0	0	1.0	2	1	0	0	0	0	1	0	9.0	.333
	MINNESOTA	0-0	0.00	2	0	0	0	0	2.1	2	0	0	0	0	2	2	0	7.7	.250
2023	Fort Myers	0-0	0.00	1	0	0	0	0	1.0	0	0	0	0	0	0	2	0	18.0	.000
	Wichita	0-0	9.00	2	0	0	0	0	2.0	3	2	2	1	0	1	4	0	18.0	.333
	St. Paul	2-1	1.17	6	0	0	0	0	7.2	5	1	1	1	0	4	10	0	11.7	.192
	MINNESOTA	0-1	6.23	11	0	0	0	0	17.1	14	13	12	5	1	10	16	0	8.3	.222
Minor League Totals		23-29	3.76	114	62	1	1	5	419.0	356	197	175	32	19	175	422	39	9.1	.231
Major League Totals		5-8	3.86	90	0	0	0	1	105.0	83	50	45	18	3	34	107	2	9.1	.223

ALCALA'S CAREER FIELDING RECORD

POSITION	PCT	G	PO	A	E	TC	DP	PB
Pitcher	1.000	90	7	6	0	13	0	—

ALCALA'S PROFESSIONAL INJURED LIST HISTORY

DATES	INJURY	LEVEL
May 16-October 1, 2023	Right Forearm Strain	Minnesota
April 12-end of 2022 season	Right Elbow Inflammation	Minnesota
August 9-27, 2021	Right Triceps Tendinitis	Minnesota
July 29-August 6, 2018	Neck Strain	Double-A Chattanooga



81

JORDAN BALAZOVIC

NON-ROSTER INVITE

RHP

H/W: 6-5/210 **B/T:** R/R
OPENING DAY AGE: 25
BORN: 9/17/1998 in Oakville, CAN
RESIDES: Mississauga, CAN

ACQUIRED: 5th RD, 2016 MLB Draft
M.L. SERVICE TIME: 65 days
OPTIONS USED: 3 of 3
CONTRACT STATUS: Signed thru 2024

PERSONAL: Jordan Blake Balazovic (pronounced BAL-uh-ZAH-vick)...X: @JBalazovic...Instagram: @jordanbalazovic...attended St. Martin Secondary School in Mississauga...in 2016 was ranked as the highest prep school Canadian and the 134th-best prospect in the draft by *Baseball America*, and also as the 127th overall prospect by MLB.com...played for the Canadian Junior National Team and tossed 9.0 scoreless innings with three hits allowed, no walks and eight strikeouts in a two-game trip to the Dominican Republic in 2016...was named Rawlings-Perfect Game All-Region selection from the Canada/Puerto Rico region in 2016...in 2015, he earned All-Tournament honors at the Perfect Game World Wood Bat Championship after tossing a complete game, allowing two walks and six hits with five strikeouts...grandfather Joe Balazovic played two seasons in the Cleveland system, including making his professional debut in 1957 with the Fargo-Moorhead Twins...is good friends with the Naylor brothers (Josh and Bo), who both play for Cleveland...Jordan enjoys spending time with his family during the offseason...if he could play any TV/movie character, he would play Rick "Wild Thing" Vaughn in Major League...his favorite vacation destination is Mexico...outside of baseball, is also a big hockey and basketball fan...favorite baseball memory as a kid was when he pitched his first no-hitter at age 13...says that his celebrity look-a-like is teammate Joe Ryan...lucky number is 17 even though he wears 81, a number that was given to him prior to spring training in 2021 after he was added to the 40-man roster in November of 2020...favorite non-baseball athlete is Baltimore Ravens QB Lamar Jackson...isn't involved in any particular charitable causes but always believes in giving back to young athletes, donating cleats, gloves, etc...participated in 2023 and 2024 TwinsFest at Target Field.

CAREER HIGHS

IP: 3.2, 6/18/23 vs. DET
Walks: 3, 8/19/23 vs. SEA
SO: 3, 7/9/23 vs. BAL
CG: --
Low-Hit CG: --
Win-Streak: 1, 7/22/23



CAREER HIGHLIGHTS: Ranked as 25th best prospect in Twins organization by *Baseball America* entering 2024...made major league debut on June 18, 2023 vs. Detroit; also recorded first strikeout, fanning Spencer Torkelson...notched first career win on July 22, 2023 vs. Chicago-AL...named 20th-best prospect in Twins system by MLB.com in 2023...named 85th-best prospect by *Baseball America*, entering the 2022 season...also entered season ranked No. 5 prospect in Twins system, per MLB.com...ranked 97th-best prospect by MLB.com entering 2021...entered 2020 ranked as the fifth-best prospect in the Twins farm system by *Baseball America* (95th in baseball)...also ranked as fourth best (86th in baseball) by MLB.com...added to Twins 40-man roster on November 20, 2020...pitched for the AL in the SiriusXM All-Star Futures Game in 2019...ranked No. 6 prospect and best control in Twins system by *Baseball America* in 2019...ranked Twins No. 4 prospect by MLB.com (81st in baseball), entering the 2020 season.

POSTSEASON HIGHLIGHTS: Has never appeared at major league level.

2023:

- Was in Twins spring training but did not pitch and was optioned to Triple-A St. Paul on March 3.
- Posted a 1.80 ERA (15.0 IP, 3 ER) with 10 walks and 22 strikeouts in first seven games (2 starts) for Saints from April 7-May 9.
- Recalled by Minnesota on June 18 and made major league debut that afternoon vs. Detroit, pitching 3.2 scoreless innings with two hits allowed, one walk and two strikeouts in a Twins 6-4 loss...recorded first career strikeout, fanning Spencer Torkelson.
- Earned first career win on July 22 vs. Chicago-AL, pitching 1.0 scoreless inning in a Twins 3-2 victory.
- Became 14th pitcher in Twins history (since 1961) to allow two-or-fewer earned runs within his first 10 career games, first since Ryan O'Rourke (1 ER) from July 7-August 1, 2015.
- Went 2-1, 1.29 ERA (14.0 IP, 2 ER) with two holds, four walks and 10 strikeouts in first 11 major league games from June 18-July 24...used more in high leverage situations from mid- to end of July.
- Appeared in seven games for the Twins from July 26-August 19, posting an 8.71 ERA (10.1 IP, 10 ER) with eight walks and seven strikeouts and was optioned to St. Paul on August 20.
- Finished season at St. Paul but spent the final week of the season throwing to rehabbing hitters (Buxton, Correa, Lewis, etc.) to be ready for Postseason.
- Went 2-1, 5.01 ERA (70.0 IP, 39 ER) with 44 walks, 71 strikeouts, a 1.67 WHIP, .270 (73-for-270) opponent batting average and 9.1 strikeouts-per-9.0 innings ratio in 40 games (3 starts) between St. Paul and Minnesota.
- Named by *Baseball America* as having the best curveball in the Twins system...ranked as 25th best prospect in Twins organization by *Baseball America* entering 2024.
- Designated for release or assignment (along with Bubba Thompson and Daniel Duarte) on February 7, 2024 when the Twins added Carlos Santana, Zack Weiss and Jay Jackson...cleared waivers and signed to minor league contract with spring invite on February 13.

2022: Was in Twins spring training for second straight season but did not pitch, battling a left knee sprain...made first appearance of season in rehab appearance with Low-A Fort Myers on May 1, then began season with Triple-A St. Paul...pitched less than 4.0 innings 14 times on the season, averaging 3.2 innings-per-start...season-high in innings pitched was 5.0, done twice: September 9 at Toledo and September 27 vs. Omaha...set



season-high with nine strikeouts on September 9 at Toledo (5.0 IP)...named Twins minor league Pitcher of the Week on September 11, going 0-0, 1.00 ERA (9.0 IP, 1 ER) with four walks and 15 strikeouts in two starts for the Saints...went 0-1, 3.43 ERA (21.0 IP, 8 ER) with 10 walks and 30 strikeouts in five September starts...led Saints in starts (21), losses (7), third in strikeouts (76) and fourth in innings pitched (70.2)...ranked as 16th-best prospect in Twins organization by MLB.com after season...ranked as 21st-best prospect in Twins organization by MLB.com entering 2023.

2021: Began season as 97th-best prospect in baseball by MLB.com...pitched in first career spring training with Twins and was optioned to alternate training site on March 14...spent entire season with Double-A Wichita, but started season on 7-day Injured List with right shoulder tendinitis; reinstated on June 5...named Twins minor league Pitcher of the Week on June 20 after making one start for the Wind Surge (June 15 vs. Springfield), pitching 4.1 scoreless innings with two hits allowed, one walk and eight strikeouts...named Double-A Central League Pitcher of the Week and Twins minor league Pitcher of the Week on July 18, going 1-0, 0.00 ERA (13.0 IP) in two starts for the Wind Surge, including six hits allowed, one walk and 18 strikeouts...struck out a season-high 11 batters over 7.0 innings pitched on July 15 vs. Tulsa...named Double-A Central League Pitcher of the Week on September 12, going 1-1, 1.54 ERA (11.2 IP, 2 ER) in two starts for the Wind Surge, including six hits allowed, two walks and 11 strikeouts...went 4-3, 3.34 ERA (72.2 IP, 27 ER) in final 14 starts from July 10-end of season after starting season 1-1, 4.44 ERA (24.1 IP, 12 ER) in first six starts from June 5-30...held right-handed batters to a .236 (43-for-182) batting average and left-handed batters to a .272 (55-for-202) average...finished third on Wind Surge staff in strikeouts (102), despite missing the first month of season...ranked as the third-best prospect in the Twins' system and as having the best curveball among Twins farmhands by *Baseball America*...ranked fifth-best prospect in the Twins organization by MLB.com, entering 2022.

2020: Entered the season ranked as the fifth-best prospect in the Twins farm system by *Baseball America* (95th in baseball)...also ranked as fourth-best (86th in baseball) by MLB.com...added to 60-man Player Pool September 5 and spent the final month of season at alternate training site in St. Paul, MN...participated in Twins Fall Instructional League during October in Fort Myers, FL...added to Twins 40-man roster on November 20.

2019: Split the season between Low-A Cedar Rapids and High-A Fort Myers, combining to go 8-5, 2.69 ERA (93.2 IP, 28 ER) with 25 walks and 129 strikeouts in 19 games (18 starts)...ranked fourth out of top 30 prospects in the Twins organization, per MLB.com...his 129 strikeouts ranked third in the organization...recorded a career-high 12 strikeouts on May 13 vs. Bradenton, his fourth career double-digit strikeout game...pitched for the American League in the SiriusXM All-Star Futures Game at Progressive Field on July 7, pitching a perfect seventh inning...ranked No. 6 prospect and best control in Twins system by *Baseball America*...ranked Twins No. 4 prospect by MLB.com (81st in baseball), entering the 2020 season.

2018: Spent third professional season with Low-A Cedar Rapids...named Twins minor league Pitcher of the Week on June 16 after striking out 11 on June 11 against Wisconsin, allowing one run on three hits over 7.0 innings and earning his first win of the season...named Midwest League Pitcher of the Week for the week of June 25-July 1 after winning his only start against Burlington, striking out 10 over 6.1 shutout innings...missed time on 7-day Injured List with a left hamstring strain from August 24 through end of season.

2017: Spent second professional season with GCL Twins, going 1-3, 4.91 ERA (40.1 IP, 22 ER) with 20 walks and 29 strikeouts in 10 games (3 starts)...pitched 27.0 innings in relief and 13.1 innings as a starter.

2016: Began professional career with GCL Twins, going 2-1, 1.97 ERA (32.0 IP, 7 ER) with five walks, 16 strikeouts and a .217 opponent batting average in eight games (6 starts).

PROFESSIONAL: Selected by Minnesota in fifth round of 2016 First-Year Player Draft; signed by scout Walt Burrows.

BALAZOVIC'S PITCHING RECORD

YEAR	CLUB	W-L	ERA	G	GS	CG	SH	SV	IP	H	R	ER	HR	HB	BB	SO	WP	K/9	BAA	
2016	GCL Twins	2-1	1.97	8	6	0	0	1	32.0	26	9	7	0	7	5	16	0	4.5	.217	
2017	GCL Twins	1-3	4.91	10	3	0	0	0	40.1	47	25	22	5	2	20	29	1	6.5	.297	
2018	Cedar Rapids	7-3	3.94	12	11	0	0	0	61.2	54	27	27	5	3	18	78	6	11.4	.233	
2019	Cedar Rapids	2-1	2.18	4	4	0	0	0	20.2	15	7	5	1	1	4	33	0	14.4	.195	
	Fort Myers	6-4	2.84	15	14	0	0	0	73.0	52	25	23	3	5	21	96	0	11.8	.193	
2020	SPENT PART OF SEASON AT ALTERNATE SITE IN ST. PAUL, MN																			
2021	Wichita	5-4	3.62	20	20	0	0	0	97.0	98	48	39	9	5	38	102	5	9.5	.255	
2022	Fort Myers	0-0	18.00	1	0	0	0	0	2.0	4	4	4	1	1	2	1	0	4.5	.400	
	St. Paul	0-7	7.39	22	21	0	0	0	70.2	102	66	58	20	2	35	76	6	9.7	.336	
2023	St. Paul	1-1	5.32	22	3	0	0	0	45.2	47	29	27	5	1	32	54	4	10.6	.269	
	MINNESOTA	1-0	4.44	18	0	0	0	0	24.1	26	13	12	5	0	12	17	3	6.3	.274	
Minor League Totals		24-24	4.31	114	82	0	0	1	443.0	445	240	212	49	27	175	485	22	9.9	.257	
Major League Totals		1-0	4.44	18	0	0	0	0	24.1	26	13	12	5	0	12	17	3	6.3	.274	

BALAZOVIC'S CAREER FIELDING RECORD

POSITION	PCT	G	PO	A	E	TC	DP	PB
Pitcher	1.000	18	2	0	0	2	0	—

BALAZOVIC'S PROFESSIONAL INJURED LIST HISTORY

DATES	INJURY	LEVEL
April 5-May 7, 2022	Left Knee Sprain	Triple-A St. Paul
May 4-June 5, 2021	Right Shoulder Tendinitis	Double-A Wichita
August 24-end of 2018 season	Left Hamstring Strain	Low-A Cedar Rapids



51

MATT BOWMAN NON-ROSTER INVITE

RHP

H/W: 6-0/186 **B/T:** R/R
OPENING DAY AGE: 32
BORN: 5/31/1991 in Chevy Chase, Maryland
RESIDES: New York, NY

ACQUIRED: Signed as minor league free agent, 1/17/24
M.L. SERVICE TIME: 4 years, 43 days
OPTIONS USED: 3 of 3
CONTRACT STATUS: Signed thru 2024

PERSONAL: Matthew Chou Bowman...X: @bowmandernchief...played baseball and soccer at St. Albans High School in the Washington, D.C. suburb of Chevy Chase, MD...led his baseball team to three Interstate Athletic Conference championships and was an all-conference sweeper in soccer...majored in economics at Princeton University, where he pitched and played SS...as a junior in 2012 was All-Ivy League honorable mention at both positions and academic All-Ivy League...as a sophomore in 2011 was Princeton's starting pitcher on Opening Day at LSU and earned All-Ivy League second team honors as a shortstop.

CAREER HIGHLIGHTS: Minnesota marks fifth organization (New York-NL - 2012-15, St. Louis - 2016-18, Cincinnati - 2019 and New York-AL - 2021-23)...missed three seasons from 2020-22 with injuries, including "Tommy John" surgery (2020-21) and a right wrist injury (2022)...earned his first Major League save on July 1, 2017 vs. Washington...made his major league debut on April 6, 2016 at Pittsburgh...earned first major league victory on June 8, 2016 at Cincinnati.

2023:

- Was an invite to Yankees' spring training after signing to a minor league contract on January 4... assigned to minor league camp on March 14.
- Spent the majority of the season with Triple-A Scranton/Wilkes-Barre, going 4-1 with five saves and a 3.99 ERA (58.2 IP, 51 H, 30 R/26 ER, 30 BB, 58 K, 5 HR) in 49 relief appearances.
- Contract selected by Yankees on July 19 and optioned to Scranton/Wilkes-Barre.
- Recalled by Yankees on September 10 and made couple different stints with New York in September...made three appearances with the Yankees over two stints (September 10-14 and September 25-October 1), posting a 9.00 ERA (4.0 IP, 6 H, 4 ER, 2 BB, 3 K, 1 HR).
- Elected free agency on November 6...signed with Twins as minor league free agent with spring training invite on January 17, 2024.

2022: Did not pitch, experiencing inflammation in right wrist while on Injured list at Triple-A Scranton/Wilkes-Barre (New York-AL).

2021: Did not pitch, recovering from Tommy John surgery on right elbow.

2020: Did not pitch after undergoing Tommy John surgery on his right elbow on September 16.

2019: Made 27 relief appearances during four stints with the Reds, going 2-0 with a 3.66 ERA (32.0 IP, 13 ER)...posted a 4.58 ERA (19.2 IP, 10 ER) in 18 relief appearances from May 24-July 19...following a September 1 promotion did not allow an earned run in eight appearances (10.2 IP, 3 H, 1 R, 4 BB, 8 K)...posted a 1.26 ERA (28.2 IP, 4 ER) in his other 24 appearances...appeared in both games of a doubleheader on May 27 vs. Pittsburgh, becoming the first Reds pitcher to do so since Bill Bray on June 22, 2011 vs. the Yankees...retired his only batter faced and stranded an inherited runner in Game 1 and threw a perfect ninth inning in Game 2...tossed a season-high 3.0 innings in his final appearance of the season on Sept. 28 at Pittsburgh (3.0 IP, 1K).

2018: Went 0-2 with a 6.26 ERA (23.0 IP, 16 ER) in 22 relief appearances with St. Louis...stranded 12 of 14 inherited base runners (86%), the best percentage of any Cardinals reliever...for the third-straight season earned a spot on the Cardinals' Opening Day roster...on August 27, had season-ending surgery to alleviate Reynaud's Phenomenon, which caused blockages in arteries that were inhibiting blood flow to his right hand and led to three stints on the injured list...the surgery was performed in New York by Dr. Robert Hotchkiss...missed 40 games during two stints on the Cardinals' injured list with blisters on the fingers of his right hand (May 17-June 14 and June 19-July 4)...beginning August 14 finished the season on Memphis' injured list with blisters on the fingers of his right hand, before undergoing surgery.

2017: Was tied for third in the NL with a career-high 75 appearances, going 3-6 with a 3.99 ERA (58.2 IP, 26 ER)...led the Cardinals with 23 holds, tied for fifth most in the National League...became the seventh Cardinals pitcher (ninth time) to appear in 70 games at age 26-or-younger...pitched on consecutive days 16 times, including three straight days twice (July 20-22, August 9-11)...made 12 appearances vs. the Cubs, the most by any pitcher in 2017, the most since St. Louis' Randy Choate faced the Cubs 12 times in 2013 and the most by a RHP since Philadelphia's Kent Tekulve appeared against the Cubs 15 times in 1987...earned his first major league save on July 1 vs. Washington...entered the game with the bases loaded in the ninth inning and struck out Adrian Sanchez in Sanchez' first career plate appearance...did not allow a home run in his 25 games beginning on July 27 (17.1 IP, 77 batters faced).

CAREER HIGHS

IP: 3.2, 5/22/16 vs. ARI
Walks: 3, 2x, last 7/6/19 vs. CLE
SO: 3, 6x, last 6/14/19 vs. TEX
CG: - -
Low-Hit CG: - -
Win-Streak: 2, 6/19-9/5/19



2016: Saw first major league action, going 2-5 with a 3.46 ERA (67.2 IP, 26 ER) in 59 relief appearances for St. Louis...were the second-most appearances by any pitcher taken in the 2015 Rule 5 Draft behind Toronto's Joe Biagini (60 G)...ranked sixth among National League relievers with a 62.1 ground ball percentage...led Cardinals relievers with 17 multi-inning appearances...tossed at least 2.0 innings on 13 occasions, including a season-high 3.2 IP on May 22 vs. Arizona...did not allow a run in 10 of those 13 appearances...made his major league debut on April 6 at Pittsburgh, tossing 2.0 scoreless innings (1 H, 1 BB, 2 K)...earned his first major league victory in a 12-7 win on June 8 at Cincinnati's Great American Ball Park (0.1 IP, 1K).

2015: In 28 games (26 starts) with Triple-A Las Vegas (New York-NL), went 7-16 with a 5.53 ERA (140.0 IP, 86 ER)...selected by St. Louis from the Mets in the 2015 Rule 5 Draft on December 10.

2014: Split the season between Double-A Binghamton and Triple-A Las Vegas (New York-NL), going 10-8 with a 3.21 ERA (134.2 IP, 48 ER).

2013: Combined with Single-A Savannah and Single-A St. Lucie (New York-NL) to go 10-4 with a 3.05 ERA (127.0 IP, 43 ER) in 21 starts.

2012: Made professional debut with short-season Single-A Brooklyn (New York-NL), going 2-2 with a 2.45 ERA (29.1 IP, 8 ER).

PROFESSIONAL: Originally selected by New York-NL in 13th round of 2012 First-Year Player Draft...selected by St. Louis in Rule 5 Draft on December 10, 2016...DFA'd by St. Louis and claimed off waivers by Cincinnati on November 2, 2018...elected free agency on October 16, 2020 and signed minor league contract with New York-AL on March 6, 2021...signed by Minnesota as minor league free agent with spring training invite on January 17, 2024.

BOWMAN'S PITCHING RECORD

YEAR	CLUB	W-L	ERA	G	GS	CG	SH	SV	IP	H	R	ER	HR	HB	BB	SO	WP	K/9	BAA
2012	Brooklyn	2-2	2.45	12	1	0	0	3	29.1	26	9	8	1	1	2	30	1	9.2	.239
2013	Savannah	4-0	2.64	5	5	0	0	0	30.2	28	9	9	0	1	4	26	2	7.6	.237
	St. Lucie	6-4	3.18	16	16	0	0	0	96.1	83	36	34	8	4	31	90	13	8.4	.232
2014	Binghamton	7-6	3.11	17	17	0	0	0	98.1	102	45	34	7	4	27	92	3	8.4	.266
	Las Vegas	3-2	3.47	7	6	0	0	0	36.1	38	15	14	1	0	9	32	0	7.9	.268
2015	Las Vegas	7-16	5.53	28	26	2	1	0	140.0	184	97	86	15	2	51	77	8	5.0	.319
2016	ST. LOUIS	2-5	3.46	59	0	0	0	0	67.2	59	31	26	4	1	20	52	0	6.9	.229
2017	ST. LOUIS	3-6	3.99	75	0	0	0	2	58.2	52	29	26	4	5	18	46	1	7.1	.239
2018	Memphis	0-1	4.30	18	0	0	0	1	23.0	23	13	11	2	0	8	30	2	11.7	.250
	ST. LOUIS	0-2	6.26	22	0	0	0	0	23.0	29	16	16	4	1	11	26	1	10.2	.309
2019	Louisville	1-1	2.08	29	0	0	0	4	39.0	28	11	9	1	0	18	35	1	8.1	.204
	CINCINNATI	2-0	3.66	27	0	0	0	0	32.0	27	15	13	2	0	13	25	0	7.0	.221
2020	CINCINNATI								INJURED - DID NOT PITCH										
2021	Somerset								INJURED - DID NOT PITCH										
2022	Scranton/Wilkes-Barre								INJURED - DID NOT PITCH										
2023	Scranton/Wilkes-Barre	4-1	3.99	49	0	0	0	5	58.2	51	30	26	5	3	30	58	3	8.9	.232
	NEW YORK-AL	0-0	9.00	3	0	0	0	0	4.0	6	4	4	1	0	2	3	1	6.8	.353
Minor League Totals		34-33	3.77	181	71	2	1	13	551.2	563	265	231	40	15	180	470	33	7.7	.264
Major League Totals		7-13	4.13	186	0	0	0	2	185.1	173	95	85	15	7	64	152	3	7.4	.244

BOWMAN'S CAREER FIELDING RECORD

POSITION	PCT	G	PO	A	E	TC	DP	PB
Pitcher	.924	183	14	47	5	66	3	—

BOWMAN'S PROFESSIONAL INJURED LIST HISTORY

DATES	INJURY	LEVEL
April 5-end of 2022 season	Right Wrist Inflammation	Triple-A Scranton/Wilkes-Barre
May 4-end of 2021 season	Recovery from "Tommy John" Surgery	Double-A Somerset
July 20-September 11, 2020	"Tommy John" Surgery on Right Elbow	Cincinnati
August 14-September 19, 2018	Right Middle Finger Blister	Triple-A Memphis
June 19-July 5, 2018	Right Middle Finger Blister	St. Louis
May 17-June 15, 2018	Right Index Finger Blister	St. Louis
May 2-12, 2015	Right Rotator Cuff Tendinitis	Triple-A Las Vegas
August 18-end of 2013 season	Right Thigh Contusion	Single-A Port St. Lucie



43

JEFF BRIGHAM NON-ROSTER INVITE

RHP

H/W: 6-0/219 **B/T:** R/R
OPENING DAY AGE: 32
BORN: 2/16/1992 in Federal Way, WA
RESIDES: Federal Way, WA

ACQUIRED: Signed as minor league free agent, 2/9/24
M.L. SERVICE TIME: 3 years, 142 days
OPTIONS USED: 2 of 3
CONTRACT STATUS: Signed thru 2024

PERSONAL: Jeffrey John Brigham...graduated from Thomas Jefferson (WA) High School before attending the University of Washington in Seattle...in addition to baseball in high school, also played basketball (honorable mention all-league and team MVP in 2010), ran cross-country, and was on golf team (second team All-SPSL North in 2010)...has an accounting degree...if he were not playing baseball, he would be an accountant...has a Mini Bernadoodle named Cola...his favorite player growing up was Félix Hernández because of his demeanor on the mound and because he played for his hometown team, the Seattle Mariners...enjoys playing video games like The Legend of Zelda: Breath of the Wild...attended the University of Washington along with his older brother, Tyler...his parents both attended the University of Washington as well...the Brigham family would tailgate prior to UW football games...listened to "And We Danced" by Macklemore before every start in college...when he was a kid, his t-ball coach would race the team around a fire hydrant in deep-center field; the winner got a milkshake.

CAREER HIGHLIGHTS: Twins are fourth organization (Los Angeles-NL - 2014-15, Miami - 2016-22 and New York-NL - 2023)...made major league debut on September 2, 2018 with Marlins...named Southern League Pitcher of the Week in April of 2018...named Florida State League Pitcher of the Week in June of 2017.

POSTSEASON HIGHLIGHTS: Has never appeared at major league level.

2023:

- ✦ Began first season with New York-NL organization and was optioned from Mets spring training to Triple-A Syracuse on March 26.
- ✦ Started season on Syracuse's 7-day Injured List with lower-back spasms; reinstated on April 10.
- ✦ Made two stints with Mets during season...recalled from Triple-A Syracuse on April 18; optioned to Triple-A Syracuse on July 4...recalled from Triple-A Syracuse on August 27...optioned to Triple-A Syracuse on September 22.
- ✦ Made Mets debut on April 18 at Los Angeles-NL...struck out both batters he faced to end the seventh and stranded two runners.
- ✦ Threw 2.0 perfect innings with four strikeouts on April 23 in San Francisco.
- ✦ Pitched 2.0 scoreless innings and earned the win on August 30 vs. Texas...escaped a bases-loaded, no-out jam in the 10th...was his first win since September 26, 2019 at Citi Field with the Marlins.
- ✦ Held left-handed batters to a .158 (9-for-57) batting average and right-handed hitters to a .215 (17-for-79) average...his batting average vs. lefties was tied for the 12th-lowest mark amongst NL relief pitchers...was the eighth-lowest mark in the NL and 12th-lowest in the majors among right-handed relief pitchers (min. 50 LHB faced).
- ✦ Established career highs in games (37) and strikeouts (42)...recorded a career-best WHIP (1.17) and opponent average (.191).
- ✦ Elected free agency on November 17, 2023...signed minor league contract with Minnesota on February 9, 2024.

2022: Posted a 3.38 ERA (24.0 IP, 9 ER) across three stints with the Marlins in his first major league action in two years...earned his second career save in his first appearance of the year on July 24 at Pittsburgh in a 6-5, 10-inning win...acquired by the Mets along with RHP Elieser Hernandez from Miami in exchange for minor league RHP Franklin Sanchez and a PTBNL on November 18, 2022

2021: Missed the season recovering from a biceps nerve injury.

2020: Played just 1.0 inning in the majors, on July 26 at Philadelphia...was part of the Marlins 60-man player pool.

2019: Earned his first major league victory on August 1 vs. Minnesota with 2.0 perfect innings and two strikeouts...picked up his first career save on September 22 vs. Washington.

2018: Named Southern League Pitcher of the Week for the week of April 15 while with Double-A Jacksonville...had his contract selected by Miami on September 1 and made his major league debut the following day, September 2 vs. Toronto Blue Jays...made four appearances with Miami, all starts, in September.

MINOR LEAGUE HIGHLIGHTS: 2014: Made his pro debut with Ogden (R)...**2017:** Named Florida State League Pitcher of the Week during the week of June 18.

CAREER HIGHS

IP: 5.0, 9/20/18 vs. CIN
Walks: 4, 3x, last 9/25/18 at WAS
SO: 6, 9/20/18 vs. CIN
CG: --
Low-Hit CG: --
Win-Streak: 1, 8/30/23



PROFESSIONAL: Originally selected by Los Angeles-NL in fourth round of 2014 First-Year Player Draft...acquired by Miami from Los Angeles-NL on July 30, 2015 in a three-team, 13-player trade with Atlanta...the deal included Victor Araujo (minors) and Kevin Guzman (minors) to the Miami Marlins...the Atlanta Braves sent Bronson Arroyo, Luis Avilán, Jim Johnson, José Peraza and Alex Wood to the Los Angeles Dodgers...the Los Angeles Dodgers sent Zachary Bird (minors), Héctor Olivera and Paco Rodríguez to the Atlanta Braves...the Miami Marlins sent Mat Latos and Mike Morse to the Los Angeles Dodgers...the Miami Marlins sent 2016 competitive balance round A pick to the Atlanta Braves...acquired by the Mets along with RHP Elieser Hernandez from Miami in exchange for minor league RHP Franklin Sanchez and a PTBNL on November 18, 2022...elected free agency on November 17, 2023...signed to minor league contract with invite to Twins spring training on February 9, 2024.

BRIGHAM'S PITCHING RECORD

YEAR	CLUB	W-L	ERA	G	GS	CG	SH	SV	IP	H	R	ER	HR	HB	BB	SO	WP	K/9	BAA
2014	Ogden	0-3	3.58	11	10	0	0	0	32.2	32	14	13	2	1	16	33	3	9.1	.267
2015	Jupiter	2-2	1.87	6	5	0	0	0	33.2	34	10	7	0	1	9	22	1	5.9	.276
	Great Lakes	2-0	1.29	2	0	0	0	0	7.0	3	1	1	0	0	2	11	0	14.1	.125
	Rancho Cucamonga	4-5	5.96	17	14	0	0	0	68.0	78	51	45	8	6	36	64	6	8.5	.286
2016	Jupiter	7-8	4.04	27	23	0	0	1	122.2	115	64	55	6	9	47	112	3	8.2	.246
2017	Jupiter	4-2	2.90	11	11	0	0	0	59.0	49	23	19	2	5	20	53	1	8.1	.226
2018	GCL Marlins	1-0	0.00	1	1	0	0	0	5.0	2	0	0	0	0	5	0	9.0	.118	
	Jacksonville	4-1	1.18	7	7	0	0	0	38.0	27	5	5	1	2	9	41	1	9.7	.211
	New Orleans	5-2	3.44	9	9	0	0	0	52.1	53	20	20	7	1	13	48	1	8.3	.266
	MIAMI	0-4	6.06	4	4	0	0	0	16.1	16	11	11	2	2	13	12	0	6.6	.271
2019	New Orleans	0-1	1.50	17	0	0	0	2	24.0	9	5	4	0	2	8	30	1	11.3	.115
	MIAMI	3-2	4.46	32	0	0	0	1	38.1	36	20	19	8	1	14	39	6	9.2	.248
2020	MIAMI	0-0	9.00	1	0	0	0	0	1.0	2	1	1	0	0	0	0	0	0.0	.400
2021	MIAMI	INJURED - DID NOT PITCH																	
2022	Jacksonville	3-3	3.98	30	1	0	0	1	43.0	35	21	19	8	2	21	69	1	14.4	.222
	MIAMI	0-1	3.38	16	0	0	0	1	24.0	22	10	9	3	0	10	28	1	10.5	.244
2023	Syracuse	0-1	10.00	10	0	0	0	0	9.0	14	11	10	3	2	9	6	0	6.0	.400
	NEW YORK-NL	1-3	5.26	37	0	0	0	0	37.2	26	23	22	9	5	18	42	0	10.0	.191
Minor League Totals		32-28	3.60	148	81	0	0	4	494.1	451	225	198	37	31	190	494	18	9.0	.245
Major League Totals		4-10	4.76	90	0	0	0	2	117.1	102	65	62	22	8	55	121	7	9.3	.234

BRIGHAM'S CAREER FIELDING RECORD

POSITION	PCT	G	PO	A	E	TC	DP	PB
Pitcher	.941	90	6	10	1	17	1	—

BRIGHAM'S PROFESSIONAL INJURED LIST HISTORY

DATES	INJURY	LEVEL
April 1-10, 2023	Low Back Spasms	Triple-A Syracuse
August 4, 2020-end of 2021 season	Right Biceps Injury	Miami
April 26-June 22, 2018	Right Oblique Strain	Double-A Jacksonville
July 27-end of 2017 season	Right Oblique Strain	Single-A Jupiter
April 6-June 1, 2017	Right Shoulder Impingement	Single-A Jupiter
April 13-22, 2016	Right Lumbar Strain	Single-A Jupiter

HOW TO FIGURE...

BATTING AVERAGE: Divide the number of safe hits by the total number of at-bats (at-bats do not include walks, sacrifices, hit by pitch, or times awarded first on obstruction or interference).

SLUGGING PERCENTAGE: Divide the total bases of all safe hits by the total number of at-bats.

ON-BASE PERCENTAGE: Add the total number of hits, walks and hit by pitch and divide by the total of at-bats, walks, hit-by-pitches and sacrifice flies.

EARNED RUN AVERAGE: Multiply the total number of earned runs by nine, then divide the result by the number of innings pitched.

FIELDING PERCENTAGE: Divide the total putouts and assists by the total of putouts, assists and errors (total chances).

CONSECUTIVE HITTING STREAKS: A consecutive hitting streak shall not be terminated if the plate appearance results in a base on balls, hit batsman, defensive interference, or a sacrifice bunt. A sacrifice fly shall terminate the streak.

WON-LOST PERCENTAGE: Divide the number of games won by the total number of games played.



25

BYRON BUXTON

OF/DH

H/W: 6-2/210 **B/T:** R/R
OPENING DAY AGE: 30
BORN: 12/18/1993 in Baxley, GA
RESIDES: Baxley, GA

ACQUIRED: 1st RD (2nd overall), 2012 MLB Draft
M.L. SERVICE: 7 years, 160 days
OPTIONS USED: 2 of 3
CONTRACT STATUS: Signed thru 2028

PERSONAL: Byron Keion Buxton...wife, Lindsey...sons, Brixton Scott (12/6/13), Blaze Jett (7/2/20) and Baire Lennox (7/24/23)...X: @OfficialBuck103...Instagram: @buckdaddy103...2012 graduate of Appling County (GA) High School...in 2012, ranked top high school prospect in the country at the time of the MLB First-Year Player Draft by *Baseball America*...named 2011 and '12 Gatorade Georgia Player of the Year, leading Appling County High School to the Georgia Class AA State Championship in 2012...named First-Team Rawlings Preseason All-American after hitting .513 with 17 doubles, three home runs, 35 RBI and 38 stolen bases during senior season; as a pitcher, went 10-1 with five saves and 154 strikeouts in 81.0 innings pitched...struck out 18 batters in 7.0 innings pitched in the deciding game of the Georgia Class AA State Championship Series...selected to play in the Under Armour All-American Game in 2011...played football and was an All-State defensive back and receiver as a senior and All-Region as a quarterback as a junior...participated in Twins Winter Caravan in 2016 and '17...started Buxton's Battalion, in which he provides tickets and a special meet and greet for military members and their families at every Friday home game...invites members of the Minnesota National Guard to play catch on the field...his brother, Felton, serves in the U.S. Navy...in 2019 raised funds through the Big League Impact ALL WIN campaign, impacting Minnesota Military Family Foundation...occasionally attends Twins RBI Glove Giveaways, helping distribute free baseball gloves to participants in the Twins RBI program...named Carl R. Pohlad Community Service Award winner in 2020...is a Tampa Bay Buccaneers fan and attends a few games each season at Raymond James Stadium with his family...is specifically a fan of wide receiver Mike Evans and has a couple different jerseys of his...grew up playing football against NFL wide receiver Tyreek Hill and the two still keep in touch...Hill grew up in Douglas, GA, about 40 miles southwest of Buxton's hometown of Baxley...once asked who could win in a race, Byron said that Hill would easily...attended in 2024 TwinsFest at Target Field.

CAREER HIGHLIGHTS: 2024 marks 13th professional season...is longest tenured Twin, debuting in June of 2015 (couple months ahead of Max Kepler)...plans to return to centerfield in 2024...spent most of 2023 season as Twins' DH in an effort to keep him healthy by not playing centerfield (club acquired Michael A. Taylor to play CF)...named 2022 AL All-Star, originally as reserve but was starting centerfielder, replacing Mike Trout; hit go-ahead solo homer in fourth inning...named AL Player of the Week June 13, 2022...awarded MLB's Play of the Week twice in 2022, once for a diving catch on May 24 vs. Detroit and again on July 4 at Chicago-AL for initiating an 8-5 triple play, the first in baseball history...named American League Player of the Month for April 2021...became the 16th Twins player to win the award and the first since Delmon Young in July 2010...also just the third Twin to be named AL Player of the Month for April, joining Kirby Puckett (1986) and Torii Hunter (2002)...named 2020 Rawlings Gold Glove Award® centerfield finalist, along with Oakland's Ramón Laureano, both finishing behind Chicago-AL's Luis Robert...finished 2020 placing 16th in American League MVP voting with two voting points - one ninth place vote...given 2016, 2017, 2019 & 2020 Jim Kaat Award for Twins Defensive Player of the Year and 2017 Bill Boni Award as Most Improved Twin, all voted on by the Twin Cities Chapter of the BBWAA...was successful in 33-consecutive steal attempts May 23, 2017-April 22, 2019, a club record...earned first career Rawlings AL Gold Glove Award® and AL Platinum Glove in 2017...also in 2017, hit three home runs August 27 at Toronto, becoming the eighth player in club history at the time to do so, joining Bob Allison, Harmon Killebrew, Tony Oliva, Justin Morneau, Max Kepler, Brian Dozier and Eddie Rosario...named AL Player of the Week for period ending August 27, 2017...named Twins top prospect entering 2016, as well as best hitter for average, fastest baserunner, best athlete, best defensive outfielder and best outfield arm in Twins system by *Baseball America*...made major league debut June 14, 2015 at Texas; started in centerfield and went 0-for-4 with a run scored...notched first career hit June 15 at St. Louis, a triple off John Lackey...hit first career homer Sept. 27, 2015 at Detroit, a solo shot off José Valdez in the eighth...named Twins top prospect entering 2015, as well as best hitter for average, fastest baserunner, best athlete, best defensive outfielder and best outfield arm in the Twins system by *Baseball America*...named top prospect in baseball by MLB.com entering 2015...named 2013 Most Valuable Player and Prospect of the Year in the Midwest League by *Baseball America*...awarded with 54th annual J.G. Taylor Spink Award as Topps/Minor League Baseball's Player of the Year in 2013...named 2013 Minor League Player of the Year by *Baseball America*...given 2013 Sherry Robertson Award as Twins minor league Player of the Year...named top prospect, best hitter for average, fastest baserunner, best athlete, best defensive outfielder and best outfield arm in Twins system by *Baseball America* entering 2014...selected to play for the U.S. in the 2013 SiriusXM All-Star Futures Game at Citi Field.

POSTSEASON CAREER: 2023: Left off ALWCS roster vs. Toronto and did not play (injury)...added to roster prior to Game 5 of ALDS vs. Houston (Kirilloff injury replacement), popping out to first base in pinch-hitting appearance...2020: Appeared in two games in AL Wild Card Series vs. Houston...made the start in Game 1 September 29, going 1-for-4, singling off Zack Greinke in the first inning for first career Postseason hit...2019: Was not on Twins 2019 ALDS roster vs. New York-AL after having left shoulder surgery in September...2017: Made Postseason debut in the AL Wild Card Game October 3, 2017 at New York-AL, batting seventh in centerfield; went 0-for-2 with a strikeout and groundout before exiting the game in the fourth inning after crashing into the centerfield wall two innings prior, robbing Todd Frazier of extra bases.

2023:

* Was in Twins spring training and played mostly in minor league games and took live AB's on back fields of Hammond Stadium.

CAREER HIGHS	
Hits: 5, 4/28/21 at CLE	
RBI: 5, 3x, last 4/24/22 vs. CWS	
HR: 3, 8/27/17 at TOR	
GS: 2, last 5/18/19 at SEA	
SB: 2, 3x, last 5/16/23 at LAD	
Hit-Strike: 12, 8/10-21/17	
WALK-OFF HITS/PA	
9/14/17 vs. TOR (HR)	
9/5/20 vs. DET (1B)	
4/24/22 vs. CWS (HR)	
7/1/22 vs. BAL (HR)	
MULTI-HR GAMES	
8/27/17 at TOR (3)	
8/12/20 at MIL	
9/17/20 at CWS	
9/30/21 vs. DET	
4/10/22 vs. SEA	
4/24/22 vs. CWS	
6/9/22 vs. NYY	
6/10/22 vs. TB	
6/22/23 vs. BOS	
7/21/23 vs. CWS	



- Made Twins Opening Day roster, the seventh of career and was club's Opening Day designated hitter on March 30 at Kansas City, going 2-for-5 with a triple...spent all of season as club's DH in an effort to help keep him healthy by not playing in centerfield.
- Opened season with three-straight multi-hit games from March 30-April 2, first Twin to do so since Sam Fuld began his 2014 season.
- Grounded into a double play on April 2 at Kansas City, his first GDP since August 18, 2020, ending his streak of 172 games without a GDP, the longest in Twins/Senators franchise history (since 1901).
- Hit 100th career home run on April 11 vs. Chicago-AL, a two-run shot off Lance Lynn.
- Hit safely in season-high eight-straight games from April 25-May 4, hitting .345 (10-for-29) with four doubles, five home runs, 11 RBI, seven walks and a 1.472 OPS in that span...the streak was the start of a career-long 24-game on-base streak that spanned from April 25-May 24; posted a .381 on-base percentage in that span.
- Hit by a pitch in the ribs by Cleveland's Tanner Bibee on June 1...placed on 10-day Injured List with a left rib contusion; reinstated on June 15.
- Recorded ninth career multi-homer game on June 22 vs. Boston, hitting two solo homers...first homer traveled 466 feet, per Statcast, the second longest homer by a twin in 2023 and second longest of career, behind his 469-foot homer on April 24, 2022 vs. Chicago-AL; his second homer traveled 465 feet, becoming the first hitter in the Statcast Era (2015-present) with multiple 460-plus-foot homers in the same game.
- Recorded 10th career multi-homer game on July 21 vs. Chicago-AL, hitting a three-run homer and a solo shot, finishing with a season-high fourth RBI.
- Placed on Paternity List from July 24-27 to attend the birth of he and his wife's third son, Baire Lennox, on July 24 in Minneapolis.
- Hit .375 (9-for-24) with five doubles, two home runs, six RBI, an .833 slugging percentage and a 1.278 OPS in a seven-game span from July 21-August 1, but was placed on the 10-day Injured List on August 4 with a right hamstring strain.
- Played in first game on rehab assignment on August 30 for Triple-A St. Paul, playing 7.0 innings in the field, his first defensive action all season...played another game as designated hitter on September 1 but had rehab assignment shutdown temporarily after experiencing knee soreness.
- Spent the final week of the season taking live BP with other players rehabbing from injuries to be ready for Postseason.
- Hit .217 (49-for-226) with 14 home runs and a .768 OPS vs. right-handed pitching, compared to .179 (14-for-78) with three home runs and a .627 OPS vs. left-handed pitching.
- Selected to ALDS Roster prior to Game 4 vs. Houston, replacing Alex Kirilloff (shoulder)...made pinch-hitting appearance that night vs. Bryan Abreu in the eighth inning, popping out to first base.

TWINS ALL-TIME LEADERS

AT-BATS-PER-HOME RUN

(MINIMUM 2,000 PLATE APPEARANCES)

1. Harmon Killebrew	13.88
2. Miguel Sanó	15.44
3. Bob Allison	18.61
4. Jimmie Hall	19.23
5. Byron Buxton	19.64

BUCK TRUCK

Buck's celebratory arm pump celebration is a tribute to his father, Felton, a truck driver. When Byron was a child, he knew when his dad was coming home from a trip and would pump his arm up and down to get him to sound the horn as he arrived.

2022: Signed seven-year contract extension to stay in Minnesota through 2028 on December 1, 2021, just hours prior to the MLB work stoppage...was Twins Opening Day centerfielder and leadoff hitter on April 8 vs. Seattle, his seventh Opening Day roster, all with Twins...homered six times in his first 10 games from April 8-24, the first player in Twins/Senators history to do so...recorded fifth career multi-homer game on April 10 vs. Seattle...finished with four multi-homer games, also April 24 vs. Chicago-AL (6th career), June 9 vs. New York-AL (7th career) and June 10 vs. Tampa Bay (8th career)...the consecutive multi-homer games on June 9 and 10 made him the fifth player in Twins/Senators history (1901-present) to record consecutive games with two-or-more home runs; he joined Harmon Killebrew (May 1-2, 1959), Don Mincher (July 20-21, 1963), Kirby Puckett (August 29-30, 1987) and Eddie Rosario (April 18-20, 2019)...hit second career walk-off home run on April 24 vs. Chicago-AL, a three-run shot off Liam Hendriks in the bottom of the 10th inning, securing a 6-4 Twins victory...the homer was measured at 469 feet, marking the longest walk-off in the Statcast Era (since 2015)...he homered earlier in the game and according to the *Elias Sports Bureau*, the two-homer game marked the 16th time in club history that a twin hit a walk-off home run in a game in which he homered at least twice...the previous was Eddie Rosario's three-homer/walk-off game on June 3, 2018 vs. Cleveland...awarded MLB's Player of the Week on May 24 vs. Detroit, making a diving catch in right-centerfield off the bat of Jeimer Candelario...homered in first and second innings on June 9 vs. New York-AL for second time on season (also April 10 vs. SEA)...became second player in Twins/Senators history with two such games in season (also Harmon Killebrew in 1969)...named AL Player of the Week on June 13, his second career honor (also August 27, 2017)...hit .333 (7-for-21) with eight runs scored, a double, five home runs, seven RBI and a 1.095 slugging percentage over six games played...had 19 home runs at his 50-game mark on June 19, becoming second player in Minnesota/Washington franchise history (since 1901) with 19 home runs in his first 50 games of a season, the fifth being Harmon Killebrew in 1959...hit nine home runs with 15 RBI in 23 June games...nine home runs tied for fourth-most in the AL and tied for fifth-most in baseball...hit third career walk-off home run on July 1 vs. Baltimore, a two-run shot off Jorge López in the bottom of the ninth, securing a Twins 3-2 victory...awarded MLB's Play of the Week for second time on season July 4 at Chicago-AL, starting an 8-5 triple play, the first in Major League Baseball history...he caught a flyball in right-centerfield off the bat of AJ Pollock, then assisted third baseman Gio Urshela, who converted the other two outs...named to American League All-Star team as reserve, the first of career...named starting centerfielder by AL manager Dusty Baker, replacing Los Angeles-AL's Mike Trout...batted sixth and went 1-for-2 with a go-ahead solo home run off Los Angeles-NL's Tony Gonsolin in the fourth inning (425 ft)...struck out in first at-bat against Miami's Sandy Alcantara...became fourth Twin to homer in an All-Star Game, joining Harmon Killebrew (1961, '65 & '71), Kirby Puckett (1993) and Brian Dozier (2015)...homered in 10-consecutive road series from June 3-August 14 (June 3 at Toronto, June 13 at Seattle, June 17 at Arizona, June 28 at Cleveland, July 4 at Chicago-AL, July 10 at Texas, July 26 at Milwaukee, July 29 & 30 at San Diego, August 9 at Los Angeles-NL and August 14 at Los Angeles-AL)...it tied Miguel Sanó for the longest streak by a twin since September 2016-June 2017...was longest by any player since Justin Turner did it in 10-straight in 2019...reached safely in season-long 10-straight games to end his season from August 9-22...placed on 10-day Injured List on August 23 with a right hip strain, ending his season...hit .252 (26-for-103) vs. left-handed pitching, compared to .211 (50-for-237) against right-handed pitching...posted an expected slugging percentage (xSLG) of .509, seventh-best in the AL among qualifiers...finished with 28 home runs on season, tied for 13th in the AL...hit 21 homers from the number one spot in the lineup, fourth-most in the AL and sixth-most in baseball...11 of his 28 home runs were with the score tied and six were when the club was trailing by one run...ranked sixth in the AL and eighth in baseball in average exit velocity (92.9 mph)...ranked eighth in the AL and 11th in baseball in barrels-per-plate appearance percentage (9.7%)...ranked 18th in baseball in

BUCKS FACTS

Favorite playing growing up: Chipper Jones
 Favorite playing memory as kid: Playing in first travel ball game at age 7
 Favorite clubhouse meal: PB&J sandwich
 Favorite musician: Darius Rucker
 Favorite movie(s): Forrest Gump or Major Payne
 Best style on team: Jhoan Duran

hard-hit percentage (50.2%)...ranked in the 93rd percentile in baseball in hard-hit percentage (50.2%) and in the 92nd percentile in sprint speed (29.1 mph)...one of three players in baseball in the 90th percentile in both categories, the others being Mike Trout (51.0% / 29.4 mph) and Julio Rodríguez (50.7% / 29.7 mph)...finished season with an MLB-record 54 consecutive home runs since last grounding into a double play on August 18, 2020 vs. Milwaukee when he hit into two...set career-high in home runs (28) and tied career-high in RBI (51)...ranked third on Twins in Wins Above Replacement (STATS LLC) at 3.8, trailing Carlos Correa (6.0) and Luis Arraez (4.2).

2021: Made Twins Opening Day roster for sixth time in career and was Opening Day centerfielder, batting sixth on April 1 at Milwaukee...homer off Eric Yardley, marking first career Opening Day home run...homered in each of his first two games and in five of his first eight games from April 1-11...the Opening Day homer was the first for a Twins centerfielder since Torii Hunter in 2007...began season with six-game extra-base hit streak from April 1-8 (3 2B, 4 HR), marking a club record to begin a season...began season with a 10-game hitting streak, hitting .457 (16-for-35) with five doubles, five home runs, nine RBI, a 1.029 slugging percentage and a 1.541 OPS in that span...went 5-for-5, setting a single-game career-high in hits on April 28 at Cleveland, including two doubles, a leadoff home run and a stolen base...became the third player in Twins/Senators history (1901-present) with five hits, a homer and a stolen base in a game, joining Jacques Jones (May 6, 2003 at Tampa Bay) and Boileyard Clarke (June 18, 1901 at Detroit)...became the third player in Twins/Senators franchise history to go 5-for-5 or better and hit a leadoff home run in the same game, joining Tim Lincecum on September 16, 1983 vs. Toronto and Jacques Jones on May 6, 2003 at Tampa Bay. (*Elias*)...named American League Player of the Month for April...became the 16th Twins player to win the award and the first since Delmon Young in July 2010...also just the third Twin to be named AL Player of the Month for April, joining Kirby Puckett (1986) and Torii Hunter (2002)...played 18 games, hitting safely in 16 while batting .426 (29-for-68) with eight doubles, eight home runs, 14 RBI, 15 runs scored, a .466 on-base percentage, an .897 slugging percentage and a 1.363 OPS...he led qualified major league hitters in batting average, slugging percentage and OPS, and tied for second in home runs and extra-base hits (16), while ranking third in total bases (61) and fourth in on-base percentage...set Twins records for March/April in batting average, slugging percentage and OPS (min. 60 plate appearances)...his OPS also set a Twins record for any month, surpassing Joe Mauer's 1.338 mark in May 2009...placed on 10-day Injured List with a right hip strain on May 7...at the time of injury, was hitting .370 (34-for-92) with 10 doubles, nine home runs, 17 RBI, 19 runs scored, four walks, five stolen bases, a .408 on-base percentage, a .772 slugging percentage and a 1.180 OPS...led baseball in slugging percentage and ranked second in both batting average and OPS...played in three games on rehab assignment with Triple-A St. Paul, going 5-for-9 (.556) with two home runs and seven RBI and was reinstated on June 14...played in three games for the Twins, going 4-for-11 with a double and a home run and was hit by a pitch from Tyler Mahle June 21 vs. Cincinnati, fracturing his left hand...was placed on the 10-day Injured List June 22...played in four games on rehab assignment with Triple-A St. Paul from August 20-25, going 4-for-13 with one double and one home run and was returned from rehab and reinstated from Injured List on August 27...recorded third career multi-homer game and only one of season on September 30 vs. Detroit...finished season hitting .368 (21-for-57) with nine doubles, five home runs, eight RBI and a 1.227 OPS in final 15 games from September 17-October 3...finished the season with a 16-game on-base streak that started on September 15...hit a fifth-inning double on October 2 at Kansas City which marked his 40th extra-base hit of the season in his 60th game...became the fourth player in baseball history with 40-plus extra-base hits in his first 60 games-or-fewer in a season, joining Josh Gibson in 1937 (40 XBH in 92 G), Oscar Charleston in 1924 (42 XBH in 54 G) and Ross Barnes in 1873 (44 XBH in 60 G)...hit 100th career double on final day of season, October 3 at Kansas City...marked his fourth-straight game with a double...hit three of the 10 longest home runs for the team on the season: 456 feet on April 1 at Milwaukee (Eric Yardley), 451 feet on April 6 at Detroit (José Cisneros) and 457 feet on September 10 vs. Kansas City (Daniel Lynch)...the homer vs. the Royals went off the facing of Minnie & Paul in centerfield, above the Delta SKY360° Suite; he is the only player in Target Field history (2010-present) to hit a ball to that spot...set single-season career-high in home runs with 19, despite playing in just 61 games with 235 at-bats...finished seventh in baseball in at-bats-per-home run ratio at 12.37 (minimum of 200 at-bats)...also hit 23 doubles, his second-highest single-season total (30 in 2019)...finished the season with a 4.5 WAR (per Baseball Reference), the second best on the team (Jorge Polanco - 4.8)...his 4.5 WAR was the eighth-highest single-season mark in baseball history among players who appeared in 70-or-fewer games in a season, highest since Josh Gibson's chart-topping 6.3 WAR for the Homestead Grays in 1943...ranked fifth among all centerfielders with 10 defensive runs saved (per The Fielding Bible), despite playing just 509.2 innings there...finished first in the American League and second in baseball with a 1.005 OPS (minimum 200 at-bats)...trailed only Philadelphia's Bryce Harper (1.044)...signed a seven-year contract extension on December 1, keeping him in Minnesota through 2028.

LETS PLAY HOCKEY!

Buck and Carlos Correa took part in the Minnesota Wild's pregame festivities prior to their April 23, 2023 playoff game against the Dallas Stars, following the Twins' game that day. The duo led the crowd in the pre-puck-drop "Let's Play Hockey." It was both players' first-ever hockey game.

MLB LEADERS

AT-BATS-PER-HOME RUN SINCE 2022 (MINIMUM OF 700 PLATE APPEARANCES)

1. Aaron Judge	9.46
2. Kyle Schwarber	12.49
3. Mike Trout	12.86
4. Yordan Alvarez	12.94
5. Pete Alonso	13.55
6. Shohei Ohtani	13.88
7. Matt Olson	13.91
8. Giancarlo Stanton	13.98
9. Byron Buxton	14.31
10. Patrick Wisdom	15.35

2020: Made Twins Opening Day roster for fifth time in career but missed the first three games recovering from a left foot sprain, an injury he sustained chasing a fly ball in a July 14 scrimmage...began season 1-for-15 (.067) with one walk July 28-August 3...in next nine games, hit .406 (13-for-32) with one double, five home runs, nine RBI, eight runs scored and a 1.300 OPS...in that span, homered in three-straight games August 6-8, including a season-high four RBI August 8 at Kansas City...recorded second career multi-homer game August 12 at Milwaukee, both solo shots...scored game-winning run in a walk-off, 4-3, 12-inning win August 18 vs. Milwaukee, sliding into home on a Jorge Polanco dribbler to first base...was the runner on second base to start the inning; played in one game after the slide, then placed on 10-day Injured List August 20 with left shoulder inflammation; reinstated September 1...hit third career inside-the-park home run September 15 at Chicago-AL, 55th in Twins history; joined Tony Oliva, Tom Brunansky and Greg Gagne for most inside-the-park homers in club history...hit what was originally called an inside-the-park home run the previous night in Chicago, but was ruled a ground rule double as it was lodged under the fence in leftfield...collected third career multi-homer game and second of season September 17 at Chicago-AL, both solo shots...hit second career leadoff home run September 22 vs. Detroit, off Tarik Skubal...homered eight times in a 12-game span September 7-22...also homered in three-consecutive games for the second time in his career, both this season (August 6-8 and September 15-17)...missed final two games after being hit by a pitch in the head from Lucas Sims on September 25 vs. Cincinnati...hit .290 (18-for-62) with two doubles, eight home runs, 15 RBI and a 1.022 OPS in 18 games in September, ranked 11th in AL in OPS for the month...appeared in two games in AL Wild Card Series vs. Houston...made the start in Game 1 September 29, going 1-for-4, singling off Zack Greinke in the first inning for first career Postseason hit...pinch ran in Game 2...finished 16th in American League MVP voting with two voting points - one ninth place vote...named 2020 Rawlings Gold Glove centerfield finalist, along with Oakland's Ramón Laureano, both losing out to Chicago-AL's Luis Robert...named Carl R. Pohlad Community Service Award winner and Jim Kaat Award winner for Twins Defensive Player of the Year.

GONE FISIN'

Byron's oldest son, Brixton, has become a big fan of fishing over the years growing up during Minnesota summers, so the family occasionally spends summer off-days out on one of Minnesota's many lakes. In fact, Byron spent the 2023 All-Star break fishing with his sons on Prior Lake, south of Minneapolis.

2019: Made Twins Opening Day roster for fourth time in career and was Opening Day centerfielder March 28 vs. Cleveland...caught stealing April 22 at Houston (Robinson Chirinos), snapping his club record stolen base streak at 33-straight successful attempts...hit 18 doubles through first 38 games of May 14, the most in baseball through that date...hit second career grand slam May 18 at Seattle and tied a career-high with five RBI...placed on 10-day Injured List with a right wrist contusion June 18; missed 13 games and was reinstated June 29...played in eight games before being placed back on 10-day Injured List with concussion-like symptoms July 16, an injury he suffered diving for a ball July 13 at Cleveland and was reinstated July 25...played in seven games before being placed back on 10-day Injured List with left shoulder subluxation August 3 (retroactive to August 2), an injury he suffered running into a wall on August 1 at Miami; was reinstated September 1...played in five games in September for Twins primarily as a defensive replacement and pinch runner...placed on 60-day Injured List September 10 with the left shoulder subluxation, ending his season...had surgery that day in Los Angeles by Dr. Neal ElAttrache...hit .317 (20-for-63) with nine extra-base hits vs. left-handed pitching and .245 (51-for-208) with 35 extra-base hits vs. right-handed pitching...went 14-for-17 in stolen base attempts for a 82.4 success rate...Twins went 53-25 with him in the lineup compared to 48-36 without...was the recipient of the Minnesota Twins Heart and Hustle Award by the Major League Baseball Players Alumni Association...named winner of Jim Kaat Award, given to the Twins Defensive Player of the Year, an award voted on by the Twin Cities Chapter of the BBWAA...marked his third time winning the award (2016 and 2017).

2018: Made Twins Opening Day roster for third time in career and was Opening Day centerfielder March 29 at Baltimore...placed on 10-day Injured List with migraines April 15...went on rehab assignment with High-A Fort Myers April 22...fouled a ball off left big toe, fracturing it in his first rehab game April 22 at Bradenton...returned from rehab assignment and reinstated from Injured List May 10...upon return, played in 17 games for the Twins, hitting .122 (6-for-49) with two doubles and was placed back on 10-day IL with a left big toe fracture...went on rehab assignment with Triple-A Rochester...eventually returned from rehab, reinstated from IL and optioned to Rochester July 2...placed back on the 7-day Injured List July 31 with a left wrist strain...went 5-for-5 in stolen base attempts, extending his club record to 29-straight steals; last caught by Welington Castillo May 23, 2017 at Baltimore...combined to hit .226 (51-for-226) with 15 doubles, one triple, four home runs, 18 RBI, 12 walks and nine stolen bases in 63 games between Rochester and Minnesota on the season.

2017: Made Twins Opening Day roster for second time in career and was Opening Day centerfielder April 3 vs. Kansas City, batting third...began the season hitting .195 (46-for-236) in first 78 games to July 3, but hit .314 (71-for-226) in final 62 games...placed on 10-day Injured List with left groin strain July 15; reinstated August 1...named Twins nominee for the Heart and Hustle Award...hit safely in career-high 12-straight games August 10-21, hitting .400 (18-for-45) with two doubles, two triples, four home runs and 12 RBI...hit .387 (12-for-31) in 10 July games and .324 (34-for-105) in 29 August games...hit second career inside-the-park homer August 18 vs. Arizona; added a double and a triple, becoming just the fifth player in baseball in 70-plus years since the end of World War II, and the first in 41 years, to have those three types of hits in the same game: Jerry Snyder (1956), Roger Maris (1958), George Altman (1961) and Al Bumbry (1976)...hit three home runs August 27 at Toronto, becoming the eighth player in club history with a three-homer game, joining Bob Allison (May 17, 1963 at Cleveland), Harmon Killebrew (September 21, 1963 at Boston), Tony Oliva (July 3, 1973 at Kansas City), Justin Morneau (July 6, 2007 at Chicago-AL), Max Kepler (August 1, 2016 at Cleveland), Brian Dozier (September 5, 2016 vs. Kansas City) and Eddie Rosario (June 13, 2017 vs. Seattle); also set single-game career highs in hits (4) and RBI (5); also stole a base in the game, becoming just the fifth player in AL history to steal a base and hit three homers, joining Carl Reynolds (1930), Leroy Stanton (1973), Joe Carter (1989) and Alex Rodriguez (2010)...named the AL Player of the Week for the period ending August 27, hitting .333 (11-for-33) with nine runs scored, a double, five home runs, 10 RBI and two stolen bases in eight games; among AL players, finished first in home runs; tied for first in total bases (27); tied for second in extra-base hits (6) and RBI; fourth in slugging percentage (.818); and tied for fourth in hits and stolen bases...missed one game on August 30 after hurting the hamate bone on his left hand...stole 24-consecutive bases May 24 through the end of the season, setting a Twins record for consecutive steals...set single-season career highs in games (140), runs (69), hits (117), home runs (16), RBI (51), walks (38) and stolen bases (29)...went 29-for-30 in stolen base attempts for a 96.7% success rate, the highest in baseball and a Twins record; highest in baseball since Alcides Escobar in 2013 (100.0%)...ranked third in baseball in defensive runs saved (24), second among outfielders (Andrelton Simmons, 32 and Mookie Betts, 31)...posted a .951 zone rating, the fourth best for a centerfielder in baseball history and best since Gabe Kapler in 1999 (.953)...played 137 games (131 starts) in centerfield, fourth most in the AL; most for a Twin since Denard Span played 157 games in 2010...given 2017 Wilson® Defensive Player of the Year Award as well as its award for Best Defensive Centerfielder...given 2017 Jim Kaat Award for Twins Defensive Player of the Year and Charles O. Johnson Award for Most Improved Twin, both awards voted on by the Twin Cities Chapter of the BBWAA...given 2017 Rawlings Gold Glove Award®, becoming fourth different outfielder in club history, joining Tony Oliva (1966), Kirby Puckett (6x, 1986-89 & 1991-92) and Torii Hunter (7x, 2001-07)...also earned the AL Platinum Glove Award (Colorado's Nolan Arenado won NL).

2016: Made Twins Opening Day roster for first time in career and was Opening Day centerfielder April 4 at Baltimore, batting ninth...hit .156 (7-for-45) in 17 games and was optioned to Triple-A Rochester April 25...named International League Player of the Week May 29, hitting .478 (11-for-23) with three doubles, three home runs, five RBI, eight runs scored and three walks in six games...recalled by Minnesota May 31 (Danny Santana, Injured List)...recorded first career three-hit game with Twins June 5 vs. Tampa Bay...hit .204 (31-for-152) in 46 games for the second stint and was optioned to Triple-A Rochester August 8...named International League Player of the Week for second time August 28, hitting .353 (12-for-35) with one double, four home runs, eight RBI and eight runs scored in seven games...recalled by Minnesota for final time September 1...hit first career grand slam September 4 vs. Chicago-AL, off Anthony Ranaudo...was part of a stretch in which he hit five home runs with 12 RBI in an eight-game span for the Twins September 1-9...hit inside-the-park home run October 2 at Chicago-AL, off Chris Sale, which was also his first career leadoff homer (first time hitting out of leadoff position all season)...also marked his 10th home run, becoming the 11th different Twin to reach double-digit home run totals, tying a then-MLB record (since bested by numerous teams)...hit .287 (29-for-101) with six doubles, two triples, nine home runs, 22 RBI, 24 runs scored and 10 walks in 29 September/October games; 24 runs scored led the AL, nine home runs were tied for seventh, and 22 RBI ranked 10th...combined to hit .256 (125-for-488) with 30 doubles, nine triples, 21 home runs, 62 RBI, 85 runs scored and 17 stolen bases in 141 games between Rochester and Minnesota...given 2016 Jim Kaat Award for Twins Defensive Player of the Year as voted on by the Twin Cities Chapter of the BBWAA.

TWINS ALL-TIME LEADERS

GAMES IN CENTERFIELD

1. Kirby Puckett (1984-95).....	1,433
2. Torii Hunter (1998-07, '15).....	1,172
3. Byron Buxton (2015-)	542
4. Ted Uhlaender (1966-69).....	454
5. Denard Span (2008-12).....	448

2015: Was an invite to Twins spring training for second-straight season and was reassigned to minor league camp March 15...named Twins minor league Player of the Week May 3, hitting .423 (11-for-26) with one double, one home run, six RBI, nine runs scored, six walks and four stolen bases...hit second professional grand slam May 19 vs. Montgomery...had his contract selected by Minnesota June 14...named Southern League All-Star, but did not play in game due to promotion to Minnesota...made major league debut June 14 at Texas, starting in centerfield and batting ninth, going 0-for-4 with a run scored, the game-winning run in the ninth inning in a 4-3 Twins win...recorded first major league hit, June 15 at St. Louis, tripling off John Lackey; became the fourth Twin to ever triple for first major league hit, joining Jorge Polanco (June 27, 2014), Jimmie

Hall (April 16, 1963) and Bernie Allen (April 10, 1962)...recorded first career stolen base June 21 vs. Chicago-NL...placed on 15-day Injured List June 26 with a left thumb sprain, an injury he suffered on June 23 vs. Chicago-AL, attempting to steal second base...named International League Player of the Week August 10-16, hitting .400 (14-for-35) with one triple, one home run, four RBI and seven runs scored in eight games...recalled by Minnesota August 20 when the Twins placed Aaron Hicks on the Injured List...recorded first career RBI August 22 at Baltimore, singling in Torii Hunter...hit first career home run September 27 at Detroit, a solo shot off Jose Valdez...named an outfielder on MiLB.com Twins organization All-Star team...named second-best prospect in the Southern League by *Baseball America* (teammate Miguel Sanó ranked first)...ranked top prospect, best hitter for average, fastest baserunner, best athlete, best defensive outfielder and best outfield arm in Twins system by *Baseball America* entering 2016.

2014: Played in first career Twins spring training and was reassigned to minor league camp March 9, reporting to High-A Fort Myers...began season on 7-day Injured List with a sprained left wrist after diving for a fly ball in a minor league spring training game March 16; reinstated May 4...played in just five regular season games for the Miracle and was placed back on IL May 9 after re-aggravating his wrist diving for a fly ball; reinstated July 6...played one game for Double-A New Britain in centerfield August 13 vs. Bowie; in that game collided with rightfielder Mike Kvasnicka, both diving for a ball, and Buxton suffered a concussion...placed on 7-day Injured List August 14, ending his season...played for Salt River in Arizona Fall League, hitting .263 (15-for-57) in 13 games; dove for a ball October 27 and fractured left middle finger ending his AFL season...named an outfielder on the AFL Top Prospect Team...named Twins top prospect, best hitter for average, fastest baserunner, best athlete, best defensive outfielder and best outfield arm in the Twins system by *Baseball America* entering 2015... named top prospect in baseball by MLB.com entering 2015.

2013: Named Twins minor league Player of the Month for April, hitting .392 (31-for-79) with five doubles, three triples, four home runs, 21 RBI, 25 runs scored and nine stolen bases in 22 games for Low-A Cedar Rapids...hit first professional grand slam May 16 vs. Burlington...named Twins minor league Player of the Week June 14, hitting .406 (13-for-32) with three doubles, nine RBI and six runs scored in seven games...named Midwest League Midseason All-Star...ranked top prospect in baseball at midseason by *Baseball America* and MLB.com...selected to play for the U.S. in the SiriusXM All-Star Futures Game at Citi Field in New York, going 0-for-2 with two strikeouts off the bench...named Florida State League Player of the Week July 29, hitting .333 (10-for-30) with three triples, three home runs, six RBI, eight runs scored and six walks in seven games for the Miracle...named Twins minor league Player of the Month for August, hitting .402 (35-for-87) with 20 walks, 16 stolen bases, 21 runs scored and a .523 on-base percentage in 26 games...also named August Player of the Month by Topps...combined to hit .334 (163-for-488) with 19 doubles, 18 triples, 12 home runs, 77 RBI, 109 runs scored and 55 stolen bases in 125 games between both levels...led all minor league full-season players in triples (18), second in runs scored (109), tied for sixth in OPS (.944), 10th in hits (163) and 12th in stolen bases (55)...named Postseason All-Star, Most Valuable Player and Prospect of the Year in the Midwest League by *Baseball America*, awarded with 54th annual J.G. Taylor Spink Award as Topps/Minor League Baseball's Player of the Year; at 19-years-old, he joined Mike Trout (2010), Delmon Young (2005) and Andruw Jones (1996) as only players to win the award as teenager...named to TOPPS/Minor League Baseball's Class-A All-Star Team...named Minor League Player of the Year by *Baseball America* after being named Minor League All-Star, High Class-A All-Star, Low Class-A Player of the Year and Low Class-A All-Star by same publication...was given the Sherry Robertson Award as Twins minor league Player of the Year...played in 12 games in the Arizona Fall League with Glendale Desert Dogs, hitting .212 (11-for-52) with one double, three home runs, eight RBI and 10 runs scored before being shut down with a right shoulder strain...named to West Division Fall Stars Team...ranked number one on the Top 20 AFL Prospect List by *Baseball America*...named to AFL Top Prospects Team...named an outfielder on MiLB.com Twins organization All-Star team...named top prospect, best hitter for average, fastest baserunner, best athlete, best defensive outfielder and best outfield arm in Twins system by *Baseball America* entering 2014.

2012: Ranked top prospect in Gulf Coast League by *Baseball America*...ranked 10th-best prospect in Appalachian League by *Baseball America*...ranked second-best prospect in Twins organization by *Baseball America* entering 2013...ranked 19th-best prospect in baseball by MLB.com and 10th best by *Baseball America* entering 2013.

PROFESSIONAL: Selected by Twins second overall in first round of 2012 First-Year Player Draft, the highest Twins draft pick since selecting Joe Mauer with the number one pick in the 2001 draft...was just the third second overall pick in Twins history, previous two being right-handed pitcher Adam Johnson in 2000 and first baseman Travis Lee in 1996...signed by scout Jack Powell.

TWINS ALL-TIME LEADERS

fWAR	
1. Harmon Killebrew	59.3
2. Rod Carew	56.9
3. Joe Mauer	53.0
4. Kirby Puckett	44.9
5. Tony Oliva	40.7
6. Kent Hrbek	37.6
7. Chuck Knoblauch	33.6
8. Bob Allison	31.0
9. Gary Gaetti	25.8
10. Brian Dozier	23.9
11. Corey Koskie	23.2
12. Torii Hunter	22.6
13. César Tovar	21.6
14. Roy Smalley	20.9
15. Justin Morneau	20.0
16. Byron Buxton	19.0
17. Max Kepler	18.9

BUXTON'S PROFESSIONAL INJURED LIST HISTORY

DATES	INJURY	LEVEL
August 4-end of 2023 regular season	Right Hamstring Strain	Minnesota
June 6-15, 2023	Left Rib Contusion	Minnesota
August 23-end of 2022 season	Right Hip Strain	Minnesota
June 22-August 27, 2021	Fractured Left Hand	Minnesota
May 7-June 19, 2021	Strained Right Hip	Minnesota
August 20-September 1, 2020	Left Shoulder Inflammation	Minnesota
September 10-end of 2019 season	Left Shoulder Subluxation (Labrum)	Minnesota
August 3-September 1, 2019	Left Shoulder Subluxation (Labrum)	Minnesota
July 16-25, 2019	Concussion-like Symptoms	Minnesota
June 18-29, 2019	Right Wrist Contusion	Minnesota
July 31-August 14, 2018	Left Wrist Strain	Triple-A Rochester
July 13-27, 2018	Left Wrist Strain	Triple-A Rochester
May 30-July 2, 2018	Left Great Toe Fracture	Minnesota
April 15-May 10, 2018	Migraine Symptoms	Minnesota
July 15-August 1, 2017	Left Groin Strain	Minnesota
June 25-August 10, 2015	Left Thumb Sprain	Minnesota
May 9-July 6, 2014	Left Wrist Sprain	High-A Fort Myers
April 3-May 4, 2014	Left Wrist Sprain	High-A Fort Myers

BUXTON'S PLAYING RECORD

YEAR	CLUB	AVG	G	AB	R	H	2B	3B	HR	RBI	SH	SF	HBP	BB	SO	SB	CS	OBP	OPS
2012	GCL Twins	.216	27	88	17	19	4	3	4	14	0	0	3	11	26	4	3	.324	.790
	Elizabethton	.286	21	77	16	22	6	1	1	6	0	0	2	8	15	7	0	.368	.797
2013	Cedar Rapids	.341	68	270	68	92	15	10	8	55	3	3	1	44	56	32	11	.431	.990
	Fort Myers	.326	57	218	41	71	4	8	4	22	0	1	2	32	49	23	8	.415	.887
2014	Fort Myers	.240	30	121	19	29	4	2	4	16	0	0	3	10	33	6	2	.313	.718
	New Britain	.000	1	3	0	0	0	0	0	0	0	0	0	0	3	0	0	.000	.000
2015	Chattanooga	.283	59	237	44	67	7	12	6	37	0	4	1	26	51	20	2	.351	.840
	Rochester	.400	13	55	11	22	3	1	1	8	0	0	0	4	12	2	1	.441	.986
2016	MINNESOTA	.209	46	129	16	27	7	1	2	6	2	0	1	6	44	2	2	.250	.576
	Rochester	.305	49	190	41	58	11	3	11	24	0	2	3	14	58	7	0	.359	.927
2017	MINNESOTA	.225	92	298	44	67	19	6	10	38	4	3	3	23	118	10	2	.284	.714
	Rochester	.417	3	12	3	5	0	0	2	3	0	0	0	1	3	0	0	.462	1.378
2018	MINNESOTA	.253	140	462	69	117	14	6	16	51	5	2	4	38	150	29	1	.314	.728
	Fort Myers	.000	1	4	0	0	0	0	0	0	0	0	0	0	0	0	0	.000	.000
2019	Rochester	.272	35	136	22	37	11	1	4	14	0	0	3	9	42	4	1	.331	.787
	MINNESOTA	.156	28	90	8	14	4	0	0	4	1	0	0	3	28	5	0	.183	.383
2020	Cedar Rapids	.500	1	2	1	1	1	0	0	0	0	0	0	1	1	0	0	.667	1.667
	MINNESOTA	.262	87	271	48	71	30	4	10	46	2	1	2	19	68	14	3	.314	.827
2021	MINNESOTA	.254	39	130	19	33	3	0	13	27	0	2	1	2	36	2	1	.267	.844
	St. Paul	.409	7	22	6	9	2	1	3	9	0	2	0	2	3	0	0	.423	1.423
2022	MINNESOTA	.306	61	235	50	72	23	0	19	32	0	0	6	13	62	9	1	.358	1.005
	MINNESOTA	.224	92	340	61	76	13	3	28	51	0	1	7	34	116	6	0	.306	.833
2023	St. Paul	.167	4	12	0	2	0	0	0	1	0	0	0	2	5	0	0	.286	.453
	MINNESOTA	.207	85	304	49	63	17	1	17	42	14	13	28	35	109	9	0	.294	.731
Minor League Totals		.300	376	1447	289	434	68	42	48	209	3	12	18	164	357	105	28	.375	.880
Major League Totals		.239	670	2259	364	540	130	21	115	297	14	13	28	173	731	86	10	.300	.768

BUXTON'S WILD CARD RECORD

YEAR	OPPONENT	AVG	G	AB	R	H	2B	3B	HR	RBI	SH	SF	HBP	BB	SO	SB	CS	OBP	OPS
2017	New York-AL	.000	1	2	0	0	0	0	0	1	0	0	0	0	1	1	0	.000	.000
2020	Houston	.250	2	4	0	1	0	0	0	0	0	0	0	0	3	1	1	.250	.500
Wild Card Totals		.167	3	6	0	1	0	0	0	1	0	0	0	0	4	2	1	.167	.333

BUXTON'S DIVISION SERIES RECORD

YEAR	OPPONENT	AVG	G	AB	R	H	2B	3B	HR	RBI	SH	SF	HBP	BB	SO	SB	CS	OBP	OPS
2023	Houston	.000	1	1	0	0	0	0	0	0	0	0	0	0	0	0	0	.000	.000

BUXTON'S CAREER FIELDING RECORD

POSITION	PCT	G	PO	A	E	TC	DP	PB
Outfield	.992	542	1449	20	12	1481	5	—





85

JAIR CAMARGO

C

H/W: 5-10/243 **B/T:** R/R
OPENING DAY AGE: 24
BORN: 7/1/1999 in Barranquilla, Colombia
RESIDES: Barranquilla, Colombia

ACQUIRED: Trade with LAD, 2/10/20
M.L. SERVICE: None
OPTIONS USED: 0 of 3
CONTRACT STATUS: Signed thru 2024

PERSONAL: Jair David Camargo Alonso (JAH-er cah-MAR-go)...X: @Camargo7Jair...Instagram: @jaircamargo7c.

CAREER HIGHLIGHTS: Twins mark second organization (Los Angeles-NL - 2016-19)...ranked as 26th best prospect in Twins organization by *Baseball America* entering 2024...acquired by Minnesota from Los Angeles-NL via trade with right-handed pitcher Kenta Maeda and cash, in exchange for right-handed pitcher Brusdar Graterol, outfielder Luke Raley and Competitive Balance B Pick in 2020 Draft on February 10, 2020...has played most of minor league career at catcher, with 15 games at both first base and third base.

POSTSEASON CAREER: Has not appeared at major league level.

2023:

- ✦ Was an invite to Twins spring training for first time in career...reassigned to minor league camp on March 22 and reported to Triple-A St. Paul, where he spent entire season.
- ✦ Hit first professional grand slam on May 28 vs. Omaha...hit second career grand slam just four games later on June 6 vs. Iowa.
- ✦ Recorded sixth professional two-homer game on June 7 vs. Iowa.
- ✦ Named Twins minor league Player of the Week on June 11, hitting .375 (6-for-16) with four home runs, 10 RBI and a 1.537 OPS.
- ✦ Recorded multiple hits in five-straight games from June 24-July 2.
- ✦ Set single-game season-high with six RBI on June 28 vs. Gwinnett (1 short of career-high, done in 2018)...game included his third career grand slam and third of season.
- ✦ Finished June hitting .318 (20-for-63) with four doubles, seven home runs, 24 RBI, a .714 slugging percentage and a 1.067 OPS in 16 games for the Saints.
- ✦ Set minor league/professional career-high in hits (86), runs scored (56), home runs (21), RBI (63) and walks (29).
- ✦ Led Saints in games caught...played 72 games (71 starts) at catcher for Saints and four games (3 starts) at first base...posted a caught stealing percentage of 25% (16 caught, 65 attempts).
- ✦ Tied for team-lead on Saints in home runs with Chris Williams (21)...ranked third in RBI (63) and hits (86)...his 21 home runs were also tied for second-most among all Twins minor leaguers and fourth in slugging percentage (.503 - minimum 300 ABs).
- ✦ Spent final two weeks of season catching for Twins rehabbing pitchers and participating in live at-bats for rehabbing position players prepping for Postseason.
- ✦ Added to Twins' 40-man roster on November 6.
- ✦ Ranked as 26th best prospect in Twins organization by *Baseball America* entering 2024.

2022: Began season with High-A Cedar Rapids...went 4-for-5 with a double and two solo home runs in fifth game of season on April 16 at Quad Cities...four hits were season-high and tied career-high...two home runs marked first of three instances on season, also June 1 vs. Frisco and September 22 at Tulsa...promoted to Double-A Wichita on May 30...placed on 7-day Injured List on June 3 with a left thumb sprain...reinstated on June 13 and played in only one game before re-aggravating his left thumb...placed back on IL on June 16...played in three games on rehab assignment with FCL Twins from July 14-21 and reinstated on July 23, returning to Wind Surge roster...hit seven home runs with 18 RBI and a .905 OPS in 22 August games...drove in 18 runs in 18 September games, totalling 36 RBI over 40 games in final two months to finish season...ranked fifth on Wind Surge in home runs (12), despite joining the club in late May...caught 58 games (57 starts) on season and played 19 games (all starts) at designated hitter...posted a 36% caught stealing percentage (25 caught in 69 chances)...combined to hit .262 (79-for-302) with 11 doubles, one triple, 18 home runs, 50 RBI, 41 runs scored, a .310 on-base percentage and a .793 OPS in 77 games between FCL, Cedar Rapids and Wichita...played in 23 games with Tigres del Licey in Dominican Winter League following the season.

2021: Spent entire season with High-A Cedar Rapids, hitting .236 (62-for-263) with 32 runs scored, seven doubles, one triple, 13 home runs, 36 RBI, 12 walks and a .697 OPS in 71 games...placed on 7-day Injured List from August 6-25 with a right hamstring strain...caught 43 games (all starts) for the Kernels and played 12 games (all starts) at first base...posted a 23% caught stealing percentage (11 caught in 47 chances)...ranked sixth on Kernels in games (71) and hits (62)...ranked second on club in games caught, trailing Alex Isola (45)...played 27 games for Caimanes de Barranquilla in the Colombia Winter League following the season.

2020: Acquired over offseason by Minnesota via trade with Dodgers along with right-handed pitcher Kenta Maeda and cash, in exchange for right-handed pitcher Brusdar Graterol, outfielder Luke Raley and Competitive Balance B Pick in 2020 Draft on February 10...did not play professionally because the minor league season was cancelled due to COVID-19.

2019: Spent season with Low-A Great Lakes in the Midwest League, his first full-season stint in the minors...recorded career-highs in runs scored (38), doubles (18), RBI (41) and home runs (21), while matching his single-season best in home runs (4)...ranked fifth on the team in doubles...played



65 games at catcher and 11 at third base, his most games played at third in a season in his career...posted a 34% caught stealing percentage (26 caught in 77 chances).

2018: Hit .257 (29-for-113) in 33 games between Rookie-Ogden (18 games) and the AZL Dodgers (15 games)...matched his career high with a seven-game hitting streak from June 28-July 10...had a career-high four-game multi-hit game streak from June 30-July 5, during which he hit .500 (9-for-18) with two runs scored, two doubles, two homers and 14 RBI...recorded a career-high seven RBI (2-for-5, 1 R, 1 2B, 1 HR) July 5 at Grand Junction...hit .356 (16-for-45) with four homers and 17 RBI in 13 games in July...posted a 38% caught stealing percentage (9 caught in 24 chances).

2017: Hit .273 (36-for-132) with 17 runs scored, nine doubles, one triple, two homers and 16 RBI on 36 games for the AZL Dodgers...recorded two seven-game hitting streaks (July 7-20, August 12-24), setting and tying career-high...the later streak (Aug. 12-24) began with three consecutive multi-hit games, a span in which he went 8-for-14 (.571)...posted a 23% caught stealing percentage (8 caught in 35 chances).

2016: Began professional career in DSL playing 41 games between the DSL Dodgers 1 (5 games) and DSL Dodgers 2 (36 games)...posted a 35% caught stealing percentage (28 caught in 80 chances) at both stops combined.

PROFESSIONAL: Originally signed by Los Angeles-NL as undrafted free agent on July 10, 2015...acquired by Minnesota from Dodgers via trade with right-handed pitcher Kenta Maeda and cash, in exchange for right-handed pitcher Brusdar Graterol, outfielder Luke Raley and Competitive Balance B Pick in 2020 Draft on February 10, 2020.

SEVEN'S TRAVELS
 Jair's favorite number is 7 and says it's because he and his grandpa share the same birthday, 7/1. Was given number 85 when he was an invite to spring training in 2023 (then again in 2024) and would love to change to 17 or 77 when he gets to the major leagues, but both numbers are occupied by pitchers, Bailey Ober (17) and Ryan Jensen (77). Would wear number 7, but would have to make arrangements with Hall of Famer Joe Mauer.

PLAYERS

CAMARGO'S PLAYING RECORD																			
YEAR	CLUB	AVG	G	AB	R	H	2B	3B	HR	RBI	SH	SF	HBP	BB	SO	SB	CS	OBP	OPS
2016	DSL Dodgers 2	.259	36	116	15	30	3	3	1	12	2	1	6	6	25	4	2	.326	.688
	DSL Dodgers 1	.200	5	20	1	4	1	0	0	1	0	0	0	0	3	3	1	.200	.450
2017	AZL Dodgers	.273	36	132	17	36	9	1	2	16	0	1	2	5	39	0	1	.307	.709
2018	Ogden	.273	18	66	9	18	2	1	3	18	0	1	1	3	22	1	0	.310	.780
	AZL Dodgers	.234	15	47	4	11	5	0	1	7	0	1	0	0	12	2	0	.229	.633
2019	Great Lakes	.236	79	284	38	67	18	0	4	41	0	4	7	21	91	5	3	.301	.642
2020	NO SEASON - DID NOT PLAY																		
2021	Cedar Rapids	.236	71	263	32	62	7	1	13	36	0	1	4	12	106	3	1	.279	.697
2022	FCL Twins	.273	3	11	1	3	1	1	0	1	0	0	0	1	4	0	0	.333	.879
	Cedar Rapids	.296	28	115	16	34	5	0	6	16	0	0	0	3	37	0	0	.314	.809
	Wichita	.239	46	176	24	42	5	0	12	33	0	2	2	16	66	4	2	.306	.778
2023	St. Paul	.259	90	332	56	86	16	1	21	63	0	3	4	29	119	2	1	.323	.826
Minor League Totals		.252	427	1562	213	393	72	8	63	244	2	14	26	96	524	24	11	.303	.732

CAMARGO'S PROFESSIONAL INJURED LIST HISTORY		
DATES	INJURY	LEVEL
June 16-July 23, 2022	Left Thumb Sprain	Double-A Wichita
June 3-13, 2022	Left Thumb Sprain	Double-A Wichita
August 6-25, 2021	Right Hamstring Strain	High-A Cedar Rapids

TWINS ON X	
Jordan Balazovic	@JBalazovic
Matt Bowman	@bowmanderchief
Byron Buxton	@OfficialBuck103
Jair Camargo	@Camargo7Jair
Matt Canterino	@cotton_cante
Hank Conger	@PandaCrusher35
Carlos Correa	@TeamCJCorrea
Anthony DeSclafani	@DeSclafani
Randy Dobnak	@Dobnak_
Jhoan Duran	@JhoanDuran14
Kyle Farmer	@kFarm17
David Festa	@davidfesta13
Kody Funderburk	@KodyFunderburk
Niko Goodrum	@NikoGoodrum
Nick Gordon	@FlashGThe3rd
Brent Headrick	@BrentHeadrick
Michael Helman	@theHELM
Ronny Henriquez	@RonnyHenriquez12
Alex Isola	@alex_isolaa
Jay Jackson	@Jaxland58
Ryan Jeffers	@Ryan_Jeffers8
Ryan Jensen	@rystacks24
Edouard Julien	@edouardjulien7
DaShawn Keirse	@bullsy32
Alex Kirilloff	@AKirilloff19
Trevor Larnach	@trevorlarnach
Brooks Lee	@brookslee22
Pablo López	@pablojoselopez
Manuel Margo	@manuelmargot
Austin Martin	@austin_martin99
Bailey Ober	@baileyOB_17
Steven Okert	@steven_okert
Anthony Prato	@2realAP
Aaron Sabato	@SabatoAaron
Cole Sands	@Colesands
Carlos Santana	@TheRealSlamtana
Josh Staumont	@JStaumont
Brock Stewart	@Brock_A_Stewart
Caleb Thielbar	@cthielbar56
Justin Topa	@Justin_Topa
Louie Varland	@LouieVarland
Christian Vazquez	@Christian_7_7
Matt Wallner	@Matt_Wallner
Tommy Watkins	@TommyWatkins
Zack Weiss	@zackweiss32
Chris Williams	@chrisw316
Pat Winkel	@patrick_winkel
Simeon Woods Richardson	@simeon_woods



83

MATT CANTERINO

RHP

H/W: 6-2/226 **B/T:** R/R
OPENING DAY AGE: 26
BORN: 12/14/1997 in Southlake, TX
RESIDES: Houston, TX

ACQUIRED: 2nd RD (54th overall), 2019 MLB Draft
M.L. SERVICE: None
OPTIONS USED: 1 of 3
CONTRACT STATUS: Signed thru 2024

PERSONAL: Matthew James Canterino...X. @cotton_cante...Instagram: @cotton_cante...fiancée, Kylie...attended Southlake Central High School in Southlake, TX...pitched collegiately at Rice University from 2017-19...in 2019, earned Conference USA Pitcher of the Year honors after recording a 6-5 record, 2.81 ERA (99.1 IP, 31 ER) with 23 walks and 121 strikeouts...also named to the C-USA All-Academic Team and NCAA District 7 All-Academic Team after posting a 3.97 GPA in mechanical engineering, while posting four 10-plus strikeout games and ranking 50th in the country with an 11.11 strikeouts-per-9.0 innings ratio...in 2018, named to the All-Conference USA First Team, Conference USA Academic Honor Roll and Baseball All-Academic Team while also playing on the USA Collegiate National Team...named First Team All-Area and the District 7-6A Pitcher of the Year by the Dallas Morning News as a high school senior in 2016...given the nickname "Woody" by former St. Paul Saints pitching coach Virgil Vasquez in 2019, after the Toy Story character and the native Texan's penchant for greeting people with "howdy"...is also an amateur magician, with a small repertoire of card tricks; if he has a deck of cards on hand and someone asks nicely, he'll happily do a trick...did a lot of hiking and camping during the pandemic...likes to play both video – League of Legends, etc. – and board games, particularly Catan and Pandemic...while rehabbing from injury in Fort Myers in 2021 introduced Catan to players at the Twins' academy; uses his collection of expansion packs to make the games more fun and admitted he's one of the most cutthroat Catan players...if he wasn't a baseball player, he would be a mechanical engineer...favorite non-baseball sports team is the New York Jets...favorite food to make is chicken piccata...if he could play any TV/movie character, it would be Benoit Blanc, the detective from Knives Out played by Daniel Craig...enjoys playing pickleball...is very passionate about Shriner's Hospital after meeting a family that was affiliated with them in college...Matt is known for his collection of PEZ dispensers – including ones of Woody and Buzz Lightyear from Toy Story – and his consumption of PEZ candy during games; Matt admitted that he had a five-pound, six-flavor bag of PEZ unopened and ready prior to the start of 2022 minor league spring training, and that he consumes, on average, three PEZ per game (roughly one every three innings), regardless if he's pitching or not, so that five-pound bag will last him about 100 games...his favorite PEZ flavors are, in order from best to worst, lemon, grape, orange, cherry, strawberry and raspberry...his PEZ habit started around 2019...participated in 2023 and 2024 TwinsFest at Target Field in January.

CAREER HIGHLIGHTS: Ranked number six prospect in Twins organization entering 2024 by *Baseball America*...had Tommy John surgery in late August of 2022, missing entire 2023 season...in 2022, ranked as the ninth-best prospect in the Twins system by MLB.com...in 2021, ranked as the eighth-best prospect in the Twins system by *Baseball America*...in 2020, ranked as the 11th-best prospect in the Twins system, per MLB.com...in 2019, ranked as the eighth-best prospect in the Twins farm system by *Baseball America*.

POSTSEASON CAREER: Has not appeared at major league level.

2023:

- ✦ Missed entire season recovering from Tommy John surgery performed on right elbow on August 24, 2022.
- ✦ Ranked number six prospect in Twins organization entering 2024 by *Baseball America*.

2022: Ranked ninth-best prospect in Twins system by MLB.com, entering 2022...finished season in same spot...spent most of season with Double-A Wichita...posted an 18.0-scoreless inning streak from April 19-May 17...allowed just one home run on the season while pitching for the Wind Surge, that coming on May 17 vs. Springfield (Nick Dunn)...struck out six batters-or-more in five of his 11 games for the Wind Surge...placed on 7-day Injured List on June 8 with a right elbow strain...pitched in two games on rehab assignment with FCL Twins from July 25-30...had Tommy John surgery on right elbow on August 24, ending his season...held right-handed hitters to a .122 average, compared to .196 vs. left-handed hitters...added to Twins 40-man roster on November 15...ranked as having best fastball in Twins system by *Baseball America*, entering 2023...ranked as 13th-best prospect in Twins system by MLB.com, entering 2023.

TRAVELIN' MAN

Matt spent this past offseason traveling the country and world. He started by getting engaged to his now fiancée Kylie in Sonoma, California. He then went to Italy to celebrate his parents' retirement, then Turks and Caicos and finished the winter with a trip to Kylie's hometown in De Pere, Wisconsin.

THE OWLS

Matt worked out this offseason at his alma mater, Rice University, with former Twins reliever Tyler Duffey – who also went to Rice from 2010-12. Matt attended Rice from 2017-19. While there he met his fiancée, Kylie, who was a star pole vaulter.

2021: Ranked as the eighth-best prospect in the Twins system by *Baseball America* entering the season...was a non-roster depth player at major league spring training...allowed one unearned run in 4.2 innings (2 H, 5 BB, 7 K) across four relief appearances, with one save...assigned to High-A Cedar Rapids to start the season...struck out 10 batters in back-to-back starts May 21-28...named Twins minor league Pitcher of the Week on May 23...placed on 7-day Injured List with a right elbow sprain from June 5-August 14...made one rehab appearance with Low-A Fort Myers on August 8 (2.0 IP, 2 K)...limited to just six starts on the season because of injury, including his rehab start...went 1-0, 0.78 ERA (23.0 IP, 2 ER) with four walks and 45 strikeouts in those six outings...ranked as the ninth-best prospect in the Twins system by *Baseball America* following the season.

2020: Did not play professionally because the minor league season was cancelled due to COVID-19...ranked as the 11th-best prospect in the Twins system, per MLB.com...added to the Twins' 60-man player pool in September...participated in Twins instructional league in Fort Myers, FL in October.

2019: Began professional career at the Rookie level with GCL Twins where he appeared in two games between July 13 and July 19 before being transferred to Low-A Cedar Rapids...made five starts for the Kernels between August 3 and August 20...ranked as the eighth-best prospect in the Twins farm system by *Baseball America*.

PROFESSIONAL: Selected by Twins in second round (54th overall) in 2019 First-Year Player Draft out of Rice University; signed by scout Greg Runser.



CANTERINO'S PITCHING RECORD

YEAR	CLUB	W-L	ERA	G	GS	CG	SH	SV	IP	H	R	ER	HR	HB	BB	SO	WP	K/9	BAA
2019	GCL Twins	0-0	1.80	2	2	0	0	0	5.0	2	1	1	0	0	1	6	0	10.8	.118
	Cedar Rapids	1-1	1.35	5	5	0	0	0	20.0	6	5	3	0	2	7	25	1	11.3	.091
2020	NO MINOR LEAGUE SEASON - DID NOT PLAY PROFESSIONALLY																		
2021	Fort Myers	0-0	0.00	1	1	0	0	0	2.0	0	0	0	0	0	0	2	0	9.0	.000
	Cedar Rapids	1-0	0.86	5	5	0	0	0	21.0	10	3	2	1	0	4	43	4	18.4	.135
2022	FCL Twins	0-0	3.38	2	2	0	0	0	2.2	3	1	1	1	0	1	4	0	13.5	.300
	Wichita	0-1	1.83	11	10	0	0	0	34.1	17	8	7	1	0	22	50	5	13.1	.142
2023	Wichita	INJURED - DID NOT PITCH																	
Minor League Totals		2-2	1.48	26	25	0	0	0	85.0	38	18	14	3	2	35	130	10	13.8	.130

CANTERINO'S PROFESSIONAL INJURED LIST HISTORY

DATES	INJURY	LEVEL
April 6-end of 2023 season	Recovery from Tommy John Surgery	Double-A Wichita
June 8-end of 2022 season	Right Elbow Strain/Tommy John Surgery	Double-A Wichita
August 20-end of 2021 season	Right Elbow Strain	High-A Cedar Rapids
June 5-August 14, 2021	Right Elbow Strain	High-A Cedar Rapids

TWINS BIRTHDAYS

JANUARY

January 8, 1998
January 8, 1996
January 17, 1995
January 27, 2000
January 31, 1987

PLAYER (OPENING DAY AGE)

Jhoan Duran (26)
Chris Paddack (28)
Randy Dobnak (29)
Pat Winkel (24)
Caleb Thielbar (37)

JULY

July 1, 1999
July 9, 1991
July 12, 1995
July 15, 1993
July 17, 1997
July 22, 1998
July 28, 1995

PLAYER (OPENING DAY AGE)

Jair Camargo (24)
Steven Okert (32)
Bailey Ober (28)
Brian O'Keefe (30)
Cole Sands (26)
Alex Isola (25)
Jorge Alcala (28)

FEBRUARY

February 10, 1993
February 14, 2001
February 16, 1992
February 26, 1997
February 28, 1992
February 28, 2003

Max Kepler (31)
Brooks Lee (23)
Jeff Brigham (32)
Trevor Larnach (27)
Niko Goodrum (32)
Emmanuel Rodriguez (21)

AUGUST

August 17, 1990
August 21, 1990

Kyle Farmer (33)
Christian Vázquez (33)

SEPTEMBER

September 17, 1998
September 22, 1994
September 27, 2000
September 28, 1994

Jordan Balazovic (25)
Carlos Correa (28)
Simeon Woods Richardson (23)
Manuel Margot (29)

MARCH

March 7, 1996
March 7, 1991
March 8, 2000
March 23, 1999

Pablo López (28)
Justin Topa (33)
David Festa (24)
Austin Martin (25)

OCTOBER

October 3, 1991
October 3, 1999
October 11, 1996
October 17, 1987

Brock Stewart (32)
Yunior Severino (24)
Josh Winder (27)
Jay Jackson (36)

APRIL

April 8, 1986
April 18, 1990
April 24, 1997
April 24, 1997
April 30, 1999

Carlos Santana (37)
Anthony DeSclafani (33)
Willi Castro (26)
Jovani Moran (25)
Edouard Julien (24)

NOVEMBER

November 9, 1997
November 22, 1994
November 23, 1996
November 23, 1997
November 27, 1996

Alex Kirilloff (26)
Griffin Jax (29)
Chris Williams (27)
Ryan Jensen (26)
Kody Funderburk (27)

MAY

May 11, 1998
May 13, 1997
May 23, 1996
May 31, 1991

Anthony Prato (25)
DaShawn Keirse Jr. (26)
Michael Helman (27)
Matt Bowman (32)

DECEMBER

December 4, 1996
December 9, 1997
December 12, 1997
December 14, 1997
December 17, 1997
December 18, 1993
December 21, 1993

Daniel Duarte (27)
Louie Varland (26)
Matt Wallner (26)
Matt Canterino (26)
Brent Headrick (26)
Byron Buxton (30)
Josh Staumont (30)

JUNE

June 3, 1997
June 4, 1999
June 5, 1999
June 5, 1996
June 16, 1992
June 20, 2000
June 29, 1998

Ryan Jeffers (26)
Aaron Sabato (24)
Royce Lewis (24)
Joe Ryan (27)
Zack Weiss (31)
Ronny Henriquez (23)
Jose Miranda (25)

List includes non-roster invites



50

WILLI CASTRO

IF/OF

H/W: 6-1/211 **B/T:** S/R
OPENING DAY AGE: 26
BORN: 4/24/1997 in Rio Piedras, PR
RESIDES: Port St. Lucie, FL

ACQUIRED: Signed as minor league free agent, 12/22/22
M.L. SERVICE: 4 years, 17 days
OPTIONS USED: 2 of 3
CONTRACT STATUS: Signed thru 2024

PERSONAL: Willi Rafael Castro Capellan...Instagram: @willic001...wife, Aniana...daughters, Arantxa and Amira. Aniana runs her own dessert shop, Lilo's Handmade Desserts, on Instagram, specializing in different kinds of flan and tres leches cake...Willi was born in Puerto Rico, but moved with his parents to North Carolina when he was a child and attended elementary school there...moved to the Dominican Republic when he signed his first contract with Cleveland...his father, Lilliano signed with the Detroit Tigers in 1987 but suffered an arm injury in 1988 forcing him to retire, landing a coaching job in the Tigers farm system for eight years...after that, he worked for the New York Mets for 15 years...Willi and Lilliano text after almost every game, never going more than two days without talking and nobody knows Willi's game better than his dad...during that time, Jose Reyes became Willi's favorite player...Reyes inspired Willi to become the player that he is today...participated in the 2024 Twins Winter Caravan, visiting Cedar Rapids, IA; Randolph, MN; the Mayo Clinic in Rochester, MN and Treasure Island Resort and Casino...enjoys watching reels on Instagram and on TikTok (user name: Willic001)...favorite subject in school was history...attended 2024 Twinsfest.

CAREER HIGHLIGHTS: Twins are third organization (Cleveland - 2014-18, Detroit - 2018-22)...finished tied for fourth in American League Rookie of the Year voting following the 2020 season...made major league debut on August 24, 2019 at Minnesota...recorded the first hit of his big league career on August 24, 2019 at Minnesota, hitting a double off Kyle Gibson...named the Tigers co-Minor League Player of the Year in 2019...in 2020, ranked as the No. 9 prospect in the Tigers system by *Baseball America*...in 2019, rated as the ninth-best prospect in the Tigers organization by *Baseball America*...named to the 2018 Eastern League Midseason All-Star Team...in 2018, ranked as the No. 7 prospect in the Cleveland organization by *Baseball America*.

POSTSEASON CAREER: 2023: Appeared in all six games of the Postseason for Minnesota, including both ALWCWS games vs. Toronto and four games in the ALDS vs. Houston...hit .200 (3-for-15) with two walks, one run scored and one RBI over the six games...made Postseason debut in Game 1 of ALWCWS vs. Toronto on October 3 as a defensive replacement in leftfield...recorded first career Postseason hit, singling off Jordan Romano in Game 2 of ALWCWS vs. Toronto...went 1-for-3 with a walk and one RBI in Game 3 of the ALDS vs. Houston.

2023:

- ✦ Made Twins Opening Day roster, his second time on a major league Opening Day roster (2021 with Detroit)...rostered as a bench player and one of the club's utility players coming out of spring training; ended seasons as an everyday player at a variety of positions.
- ✦ Scored game-winning run on April 11 vs. Chicago-AL...pinch-ran for Christian Vázquez and scored from second on a Michael A. Taylor infield single, coming home on a throwing error.
- ✦ Stole a career-high 15-consecutive bases from May 6-July 3.
- ✦ Hit safely in a career-high-tying eight-straight games from May 12-21, batting .333 (11-for-33) with three doubles, one home run, three RBI, three stolen bases and an .848 OPS in that span.
- ✦ Stole season-high and matched single-game career-high two bases four times: May 16 at Los Angeles-NL, May 24 vs. San Francisco, July 3 vs. Kansas City and July 25 vs. Seattle.
- ✦ Stole home three times on season: May 24 vs. San Francisco, July 15 at Oakland and July 28 at Kansas City...all the steals were part of a first-and-third double steal scenario...second most steals of home for a Twin in a single season since Rod Carew stole home seven times in 1969.
- ✦ Recorded first career walk-off plate appearance and RBI with a sacrifice fly off Eli Morgan in the ninth inning on June 1 vs. Cleveland.
- ✦ Tied career high with three hits on May 21 at Los Angeles-AL (all singles)...matched that again on July 18 at Seattle and again on September 9 vs. New York-NL.
- ✦ Recorded first career multi-homer game on May 27 vs. Toronto, both from the left side of the plate, off Chris Bassitt and Adam Cimber.
- ✦ Hit .319 (23-for-72) with four doubles, three home runs, six RBI, a .355 on-base percentage, a .500 slugging percentage and an .855 OPS in 24 May games...led club in hits and runs scored (15) for the month.
- ✦ Placed on 10-day Injured List on August 15 with a strained left oblique; played in three games on rehab assignment with Triple-A St. Paul and was reinstated on September 3...during IL stint, Castro attended the birth of his second daughter, Amira, on August 31 at Abbott Northwestern.
- ✦ Recorded an extra-base hit in a career-high-tying three-straight games from September 19-22, with one triple and two home runs...streak included homering in consecutive games for the third time in his career from Sept. 19-20.

CAREER HIGHS

Hits: 3, 14x, last 9/9/23 vs. NYM
RBI: 3, 8x, last 5/27/23 vs. TOR
HR: 2, 5/27/23 vs. TOR
GS: --
SB: 2, 5x, last 5/16/23 at LAD
Hit-Streak: 8, 9/20/20-4/3/21
WALK-OFF HITS/PA
 6/1/23 vs. CLE (SF)
MULTI-HR GAMES
 5/27/23 vs. TOR



MLB LEADERS

STOLEN BASES IN 2023

1. Ronald Acuña Jr., ATL	73
2. Esteury Ruiz, OAK	67
3. Corbin Carroll, ARI	54
4. Bobby Witt Jr., KC	49
5. CJ Abrams, WAS	47
6. Nico Hoerner, CHC	43
7. Ha-Seong Kim, SD	38
8. Julio Rodriguez, SEA	37
9. Elye De La Cruz, CIN	35
10. Willi Castro, MIN	33

- Set career high in average exit velocity (86.5 mph).
- Ranked second on Twins in runs scored (60).
- Set career high with 33 stolen bases, which also led the team and ranked fourth in baseball (38 attempts)...most stolen bases for a Twin since Ben Revere stole 40 in 2012...posted a 86.8 stolen base percentage, seventh best in baseball.
- Played seven different positions defensively...played 54 games (33 starts) in leftfield, 45 games (29 starts) in centerfield, 41 games (23 starts) at third base, 10 games (4 starts) at second base, eight games (1 start) at shortstop and four games (2 starts) in rightfield...also pitched three times.
- Hit .298 (48-for-161) with a .497 slugging percentage against fastballs.
- Hit .266 (65-for-244) with an .803 OPS vs. right-handed pitching and .237 (27-for-114) with a .636 OPS vs. left-handed pitching.
- Made Postseason debut in Game 1 of ALWCs vs. Toronto on October 3 as a defensive replacement in leftfield.
- Recorded first career Postseason hit, singling off Jordan Romano in Game 2 of ALWCs vs. Toronto.
- Went 1-for-3 with a walk and one RBI in Game 3 of the ALDS vs. Houston.

2022: Began season with Triple-A Toledo (Detroit) after being optioned from Tigers spring training on April 6...played in eight games for the Mud Hens from April 7-15 and was recalled by Detroit on April 17...remained with Tigers for rest of season...reached base six times in the doubleheader on May 10 vs. Oakland, going 5-for-7 with a walk...had three hits in the first game, his ninth career three-hit game...made first career start in rightfield on June 1 vs. Minnesota...sixth position in which he made at least one start in career...hit first career leadoff home run on June 13 vs. Chicago-AL, off Lance Lynn...homered in back-to-back games on July 28-29 at Toronto, the second time in his career homering in consecutive games (other, June 18-19, 2021)...hit pair of doubles on August 6 vs. Tampa Bay; second career multi-double game (other, August 22, 2021 at Toronto)...placed on 10-day Injured List on September 30 with a strained left hamstring, ending his season...hit .250 (30-for-120) with three home runs and a .660 OPS as right-handed batter and .237 (58-for-245) with five home runs and a .646 OPS as left-handed batter...released by Detroit on November 18 and signed by Minnesota as minor league free agent on December 22.

2021: Played in a career-high 125 games with the Tigers, starting 81 games at second base, 19 games at shortstop and making the first 10 starts of his career in left field...finished the season with a career-best six triples, which ranked tied for fourth in the American League...earned a spot on the major league Opening Day roster for the first time in his career...hit a single with an exit velocity of 115.4 MPH on April 6 vs. Minnesota...marked the hardest hit ball of his career and the second hardest for any Tigers batted ball in the Statcast Era (2015-present)...batted in the leadoff spot for the first time in his major league career on April 9 at Cleveland...homered on his birthday on April 24 vs. Kansas City, becoming the first Tigers player to homer on his birthday since Miguel Cabrera on April 18, 2018 vs. Baltimore...recorded first major league stolen base on May 15 vs. Chicago-NL...reached base in all four plate appearances on June 4 at Chicago-AL, going 3-for-3 with a double and a walk...was the first time in his career reaching base four-plus times in a game...had a pair of extra-base hits, including his fifth triple of the season, and tied a career high with three RBI on August 10 at Baltimore...started in left field on August 14 vs. Cleveland, marking his first start in the outfield at any level of professional baseball...went 1-for-3 with his first career multi-stolen base game...homered in back-to-back games for the first time in his career on August 18-19 vs. Los Angeles-AL...went 2-for-4 on August 25 at St. Louis and hit .295/311/545 with three doubles, a triple, two home runs and six RBI over a 12-game stretch from August 10-25...had a pair of doubles on August 22 at Toronto, marking his first career multi-double game.

TWINS ALL-TIME LEADERS

SINGLE SEASON STOLEN BASE %

1. Byron Buxton, 2017	96.7%
2. Alex Casilla, 2012	95.5%
3. Lew Ford, 2004	90.9%
4. Brian Dozier, 2016	90.0%
5. Jason Bartlett, 2007	88.5%
6. Darin Mastroianni, 2012	87.5%
7. Willi Castro, 2023	86.8%

2020: Posted one of the best seasons for a Tigers rookie in franchise history, and finished as one of the top rookies in the American League during the 2020 campaign...over 36 games and 129 at-bats he hit .349/.381/.550 with 21 runs scored, four doubles, two triples, six homers and 24 RBI...led American League rookies with at least 125 at-bats in batting average and slugging percentage, while he ranked second in on-base percentage, tied for fourth in RBI and fifth in home runs...was one of eight AL rookies to have more than 125 at-bats in 2020...his batting average finished as the second highest for a rookie in franchise history (min. 125 at-bats), trailing only Fred Haney's 1922 campaign, during which he batted .352 (75x213)...had hits in 21-of-25 games from August 20-September 20, including multiple knocks in nine of those contests, over which he batted a combined .352/.388/.560 with 12 runs scored, three doubles, two triples, four home runs and 16 RBI...blasted a 445-foot moonshot on August 22 at Cleveland that finished the season ranked as the club's third-longest home run of the season, behind Miguel Cabrera's 450-foot shot on September 24 and C.J.Cron's 447-foot Opening Day missile at Cincinnati...ball was struck at 107.4 MPH, which ranked as his fifth-hardest hit ball of his season...had a career-long, seven-game hitting streak to begin his season from August 20-September 2, over which he batted .462/.462/.731 with six runs scored, two doubles, one triple, one home run and five RBI...the streak was also tied for the fifth longest by a Tiger this season (longest by Cabrera with 13 games)...ranked as the No. 9 prospect in the Tigers player development system by *Baseball America*.

2019: Earned Tigers co-Minor League Player of the Year honors in 2019 (with Isaac Paredes) after hitting .301/.366/.467 with 28 doubles, eight triples, 11 home runs and 62 RBI in 119 games with Triple A Toledo...at the time of his promotion to the major leagues on August 25, he ranked tied for first in the International League in triples, second in hits (140) and tied for fifth in runs (75) and total bases (217)...selected to the International League Midseason All-Star Team...opened the season on a 13-game hitting streak with Toledo from April 4-19, hitting .327/.414/.388 with one double, one triple and four RBI...hit over .300 in each of the first two months of the season with Toledo, batting .337/.422/.465 with four doubles, two triples, one home run and nine RBI in April, while he hit .333/.396/.531 with five doubles, four triples, two home runs and 13 RBI in May...belted a pair of solo home runs on August 21 at Indianapolis...made his major league debut on August 24 at Minnesota, starting at shortstop and going 2-for-4 with a double...recorded the first hit of his big league career in the sixth inning, hitting a double off Kyle Gibson...hit a go-ahead RBI double in the 11th inning on September 6 at Oakland, marking his first career go-ahead hit...belted the first home run of his Major League career on September 22 vs. Chicago (AL), hitting a solo shot in the seventh inning off Josh Osich...recorded the first three-hit game of his big league career on September 26 vs. Minnesota, finishing the game 3-for-4 with a triple and RBI...rated as the ninth-best prospect in the Tigers organization by *Baseball America*.

AL BATTING LEADERS

OPS AMONG SWITCH HITTERS IN 2023 (MINIMUM OF 350 PLATE APPEARANCES)	
1. José Ramírez, CLE.....	.831
2. Wander Franco, TB.....	.819
3. Adley Rutschman, BAL.....	.809
4. Anthony Santander, BAL.....	.797
5. Luis Rengifo, LAA.....	.783
6. Cal Raleigh, SEA.....	.762
7. Jonah Heim, TEX.....	.755
8. Willi Castro, MIN.....	.750

FATHER OF MINE

Willi's father, Lilliano signed with the Detroit Tigers in 1987 but suffered an arm injury in 1988 forcing him to retire, landing a coaching job in the Tigers farm system for eight years. After that, Lilliano worked for the New York Mets for 15 years. During that time, Jose Reyes became Willi's favorite player and Reyes inspired Willi to become the player that he is today. Willi and Lilliano take after almost every game, never going more than two days without talking and nobody knows Willi's game better than his dad.

2018: Began season in the Cleveland organization...acquired by the Tigers from Cleveland in exchange for Leonys Martin and Kyle Dowdy on July 31...named to the Eastern League Midseason All-Star Team...led the Eastern League with nine sacrifice hits...had a four-hit performance, including three doubles, and drove in a season-high five runs on May 25 vs. Richmond...also had a four-hit game on August 8 vs. Portland...played in 31 games in August/September, hitting .317/.353/.516 with 12 runs scored, nine doubles, two triples, four home runs and 15 RBI...saw time in 24 games with Leonel del Escogido in the Dominican Winter League, batting .237/.265/.402 with 10 runs scored, four doubles, three triples, two home runs and eight RBI...ranked as the No. 7 prospect in the Indians organization by *Baseball America*.

2017: Spent season with High-A Lynchburg (Cleveland), playing in 123 games...selected to the Carolina League Midseason and Postseason All-Star Teams...was also named an organization All-Star by MiLB.com...ranked second in the Carolina League with 136 hits, while he was third with 199 total bases and fourth with a .290 (136-for-469) batting average...played in 26 games during May, hitting .319/.366/.429 with 13 runs scored, seven doubles, one home run and 13 RBI...appeared in eight games with Leonel del Escogido in the Dominican Winter League, hitting .448/.484/.586 with five runs scored, one double, one home run and six RBI...rated as the No. 15 prospect in the Cleveland system and the 12th-best prospect in the Carolina League by *Baseball America*.

2016: Played in 123 games with Low-A Lake County (Cleveland)...named to the Midwest League Midseason All-Star Team...led Lake County with 123 games played, 48 runs scored, 134 hits, eight triples and 16 stolen bases...turned in a four-hit performance on April 28 vs. Burlington...also had four hits on July 29 vs. South Bend and August 7 vs. Dayton...drove in a season-high six runs and went 2-for-5 with a home run on July 17 vs. Quad Cities...ranked as the No. 26 prospect in the Indians organization by *Baseball America*.

2015: Spent the entire season with Short-A Mahoning Valley (Cleveland), seeing time in 67 games...ranked fourth in the New York-Penn League with 20 stolen bases, while he was the third-toughest batter to strike out in the league, fanning once every 9.71 plate appearances.

2014: Completed his first season of professional baseball in 2014, appearing in 43 games with the AZL Indians.

PROFESSIONAL: Originally signed by Cleveland as a non-drafted free agent on July 2, 2013...acquired by the Tigers from Cleveland in exchange for Leonys Martin and Kyle Dowdy on July 31, 2018...signed by Minnesota as minor league free agent on December 22, 2022.

CASTRO'S PLAYING RECORD

YEAR	CLUB	AVG	G	AB	R	H	2B	3B	HR	RBI	SH	SF	HB	BB	SO	SB	CS	OBP	OPS
2014	AZL Indians	.239	43	155	31	37	5	3	2	11	5	0	4	6	33	9	4	.285	.633
2015	Mahoning Valley	.264	67	273	34	72	9	3	1	25	8	3	7	10	31	20	7	.304	.634
2016	Lake County	.259	123	518	68	134	21	8	7	49	3	5	3	19	96	16	11	.286	.657
	Lynchburg	.222	3	9	0	2	0	0	0	0	0	0	0	0	2	0	1	.222	.444
2017	Lynchburg	.290	123	469	69	136	24	3	11	58	2	4	7	28	90	19	9	.337	.761
2018	Akron	.245	97	371	55	91	20	2	5	39	7	1	3	28	84	13	4	.303	.653
	Erie	.324	26	105	12	34	9	2	4	13	2	0	1	6	25	4	1	.366	.928
	Toledo	.286	5	21	0	6	0	0	0	2	0	0	0	0	5	1	0	.286	.571
2019	Toledo	.301	119	465	75	140	28	8	11	62	3	6	14	37	110	17	4	.366	.833
	DETROIT	.230	30	100	10	23	6	1	1	8	1	1	2	6	34	0	1	.284	.624
2020	DETROIT	.349	36	129	21	45	4	2	6	24	1	2	1	7	38	0	1	.381	.932
2021	Toledo	.391	5	23	7	9	2	0	1	2	0	0	0	0	2	2	0	.391	1.000
	DETROIT	.220	125	413	56	91	15	6	9	38	3	3	8	23	109	9	4	.273	.624
2022	Toledo	.265	8	34	2	9	2	0	0	1	0	0	0	2	10	3	1	.306	.629
	DETROIT	.241	112	365	47	88	18	2	8	31	1	3	8	15	82	9	4	.284	.651
2023	St. Paul	.182	3	11	2	2	0	0	0	1	0	0	0	2	5	0	0	.308	.490
	MINNESOTA	.257	124	358	60	92	18	5	9	34	2	3	12	34	99	33	5	.339	.750
	Minor League Totals	.274	622	2454	355	672	120	29	42	263	30	19	39	138	493	104	42	.320	.718
	Major League Totals	.248	427	1365	194	339	61	16	33	135	8	12	31	85	362	51	15	.305	.694

CASTRO'S WILD CARD RECORD

YEAR	OPPONENT	AVG	G	AB	R	H	2B	3B	HR	RBI	SH	SF	HBP	BB	SO	SB	CS	OBP	OPS
2023	Toronto	.250	2	4	0	1	0	0	0	0	0	0	0	0	2	0	0	.250	.500

CASTRO'S DIVISION SERIES RECORD

YEAR	OPPONENT	AVG	G	AB	R	H	2B	3B	HR	RBI	SH	SF	HBP	BB	SO	SB	CS	OBP	OPS
2023	Houston	.182	4	11	1	2	0	0	0	1	0	0	0	2	4	0	0	.308	.490

CASTRO'S CAREER FIELDING RECORD

POSITION	PCT	G	PO	A	E	TC	DP	PB
Outfield	.987	173	301	10	4	315	3	—
Second Base	.981	118	162	242	8	412	50	—
Shortstop	.957	100	96	191	13	300	42	—
Third Base	.978	55	22	67	2	91	9	—
Pitcher	1.000	3	0	0	0	0	0	—
Totals	.976	449	581	510	27	1118	104	—

CASTRO'S PROFESSIONAL INJURED LIST HISTORY

DATES	INJURY	LEVEL
August 15-September 3, 2023	Left Oblique Strain	Minnesota
September 30-end of 2022 season	Strain Left Hamstring	Detroit
September 27-end of 2020 season	Right Shoulder Soreness	Detroit



4

CARLOS CORREA

SS

H/W: 6-4/220 **B/T:** R/R
OPENING DAY AGE: 29
BORN: 9/22/1994 in Santa Isabel, PR
RESIDES: Houston, TX

ACQUIRED: Re-signed as free agent, 1/11/23
M.L. SERVICE: 8 years, 119 days
OPTIONS USED: 0 of 3
CONTRACT STATUS: Signed thru 2028

PERSONAL: Carlos Javier Correa...X: @TeamCJCorrea...Instagram: @teamjc Correa...wife, Daniella, reside in Houston, TX...couple has two sons, Kyo, born in November 2021 and Kenzo, born in March 2023...Daniella is a former Miss Texas, having won the honor in 2016...the Astros invited Daniella out to the ballpark to throw a first pitch in August 2016, where the couple first met...one year later, just after the Astros clinched the 2017 World Series title, Carlos proposed to Daniella in a postgame TV interview with FOX reporter Ken Rosenthal...played amateur baseball at the Puerto Rico Baseball Academy in Gurabo, PR, and was named a Rawlings First Team All-American in 2012, his final year at the academy...selected first overall in 2012 and became the highest-drafted player selected out of Puerto Rico all-time, a label that was previously held by catcher Ramon Castro, who was picked 17th overall by Houston in 1994...is a combat sports and mixed martial arts enthusiast...he and former Astros teammate Lance McCullers Jr. are the co-hosts of their own combat sports podcast titled "The Walkout," which is carried by SiriusXM and has an average rating of 4.5 out of 5.0 on iTunes...is also an avid fan of movies, particularly the Marvel superhero films...used to write Rotten Tomatoes movie reviews as a way of practicing English...visited the offices of Marvel in 2017...he and his wife, Daniella, own two dogs, Groot and Rocket, named after two characters from the Guardians of the Galaxy film series...is the driving force behind The Correa Family Foundation, which aims to provide transformative experiences and support to children affected by poverty or illness...during the COVID-19 pandemic, the Correa Family Foundation enacted a number of initiatives, including a \$500,000 donation to the City of Houston in the form of surgical and medical supplies, the creation of a program that delivered 2,500 meals per day to homeless, elderly and public employees in Houston, and a delivery of supplies to Puerto Rico facilitated by the Astros Foundation and Crane Worldwide...was in Puerto Rico prior to the 2020 season when the island was struck by a 6.4 magnitude earthquake...Correa described the disaster as the scariest moment of his life...to help with rebuilding efforts following the devastation, his Foundation started a Puerto Rico Earthquake Recovery Fund, with proceeds benefitting local schools...when he was younger he wanted to learn English so he could "speak for himself" when he made it to the major leagues, so his dad got a second job in construction to pay for his English classes...given Carl R. Pohlad Outstanding Community Service Award in 2022...inherited nickname "C4" from agent Scott Boras during introductory press conference at Twins spring training facility in Fort Myers, FL, referring to his new number and initials...big fan of Puerto Rican rapper Bad Bunny...has used walk-off song "25/8" by Bad Bunny most of career...participated in 2023 and 2024 TwinsFest at Target Field.

CAREER HIGHS

Hits: 4, 13x, last 7/3/23 vs. KC
RBI: 5, 2x, last 7/27/19 at STL
HR: 2, 11x, last 6/22/22 vs. CLE
GS: 1, 2x, last 6/10/23 at TOR
SB: 3, 6/18/15 at COL
Hit-Strike: 16, 4/19-5/6/19

WALK-OFF HITS/PA

8/19/15 vs. HOU (1B)
5/24/16 vs. BAL (1B)
6/4/16 vs. OAK (1B)
6/21/16 vs. LAA (2B)
7/10/16 vs. OAK (E5)
8/1/16 vs. TOR (2B)
6/23/18 vs. KC (1B)
5/25/19 vs. BOS (1B)
9/7/21 vs. SEA (2B)
6/13/23 vs. MIL (HR)
7/24/23 vs. SEA (1B)
6/13/23 vs. MIL (HR)
7/24/23 vs. SEA (1B)

MULTI-HR GAMES

8/1/15 vs. ARI
9/26/15 vs. TEX
4/6/16 at NYY
6/29/17 vs. OAK
7/9/17 at TOR
9/27/17 at TEX
4/20/18 at CWS
8/15/19 at OAK
9/20/19 vs. LAA
6/4/21 at TOR
6/22/22 vs. CLE

TOP 100

MLB Network revealed their annual Top 100 MLB players entering the 2024 season in February and Carlos Correa checked in at number 68. Additionally, Royce Lewis was ranked at 95 and Pablo López was ranked at 56.

CAREER HIGHLIGHTS: 2024 marks 13th professional season...clubhouse leader signed with Twins in back-to-back offseasons in 2022 and '23...2023 Twins nominee for Roberto Clemente Award...in 2023, given the Bob Allison Award for leadership and Jim Kaat Award as Twins Defensive Player of the Year...2023 finalist for AL Gold Glove Award...in 2022, given Most Valuable Twin Award, the Bob Allison Award for leadership, the Jim Kaat Award as Twins Defensive Player of the Year and Mike Augustin "Media Good Guy" Award, all awards voted on by the Twin Cities Chapter of the BBWAA...named to AL All-Star team in 2017 and '21 with Houston...won AL Rawlings Gold Glove Award® at shortstop in 2021; also won the AL Platinum Glove, given annually to the best overall defender in each league...named the 2015 Jackie Robinson AL Rookie of the Year...became sixth Puerto Rican to win the award, joining Orlando Cepeda (1958), Benito Santiago (1987), Sandy Alomar (1990), Carlos Beltrán (1999) and Geovany Soto (2008)...earned the MLBPA Players Choice Award for the AL Most Outstanding Rookie and was named the Sporting News AL Rookie of the Year in 2015...named AL Player of the Month in May 2017...named AL Rookie of the Month in June 2015...named AL Player of the Week three times in career: October 1, 2017, June 27, 2015 and August 14, 2015...is the Astros franchise leader in career home runs by a shortstop (133)...also owns the single-season franchise record for home runs by a shortstop with 26 in 2021...became the first shortstop in MLB history to reach at least 15 homers in each of his first five MLB seasons...his 881 career games are the second-most by a shortstop listed at 6'4"-or-taller in MLB history...Cal Ripken Jr. (6'4") holds the top spot at 3,001 games...posted a 90-game errorless streak from April 22, 2019-August 31, 2020, an Astros club record streak by a shortstop...named 2014 California League Midseason All-Star, and 2013 Midwest League Midseason and Postseason All-Star.

POSTSEASON CAREER: 2017 World Series Champion with Houston...has hit .282 (91-for-323) with 19 doubles, 18 home runs, 63 RBI, 31 walks, a .352 on-base percentage, a .508 slugging percentage and an .860 OPS in 85 career Postseason games...ranks tied for third all-time in baseball history in career Postseason RBI...ranks 10th in hits...ranks second in baseball history in Postseason home runs by a shortstop (17), trailing only Derek Jeter (20)...has recorded three walk-off hits in his Postseason career, tying David Ortiz for the most walk-off hits in MLB Postseason history...two of those walk-off hits have been homers, which ties him with Ortiz and Bernie Williams for the all-time MLB record for career Postseason



MLB ALL-TIME LEADERS**POSTSEASON RBI**

1. Bernie Williams	80
2. Manny Ramirez	78
3. Carlos Correa	63
David Justice	63
5. David Ortiz	61
Derek Jeter	61

walk-off homers...became the youngest player in MLB history to reach 10 career Postseason homers (25 years, 24 days), surpassing Albert Pujols...has five career go-ahead Postseason RBI in the seventh-inning-or-later, tying him with Cody Bellinger, Troy Glaus and Delmon Young for the most in MLB Postseason history...**2023**: Played in all six games of the Twins Postseason, hitting .429 (3-for-7) in two games of the ALWCS vs. Toronto and hitting .400 (6-for-15) with three RBI in four games of the ALDS vs. Houston...made several game-saving or game-altering defensive plays at shortstop throughout 2023 Postseason...recorded 10th three-hit game of Postseason career in Game 2 of ALDS at Houston on October 8, recording two doubles while driving in three runs; the three RBI gave him 63 Postseason RBI for career, passing David Ortiz and Derek Jeter and tying David Justice for third on baseball's all-time list...three hits gave him 90 career Postseason hits, moving into 10th all-time, passing Ortiz and Justice...recorded two hits with bases loaded in Postseason, first in Game 2 of ALWCS vs. Toronto and second in Game 2 of ALDS at Houston...two hits with the bases loaded tied him for second most bases loaded hits in Twins Postseason history with Kent Hrbek and Tim Lander...**2021**: Hit .283 (17-for-60) with four doubles, one home run, nine RBI with a .368 on-base percentage in 16 Postseason games for Houston...reached base in 13 of 16 games as the Astros lost to Atlanta in six games in the World Series...**2020**: Hit .362 (17-for-47) with one double, six homers, 17 RBI and a 1.221 OPS (.455 OB/766 SLG) in 13 Postseason games...tied a major league record for RBI (17) and homers (6) by a shortstop in a single Postseason with Rich Aurilia (2002)...those records were later broken by Corey Seager (20 RBI, 8 HR) following his 2020 World Series performance...played his 57th Postseason game alongside José Altuve, Alex Bregman, Yuli Gurriel and George Springer...per *Elias*, that marks the most Postseason games played together by a group of five teammates in MLB history...hit .500 (7-for-14) with three homers and 11 RBI during the four-game series at Dodger Stadium in ALDS vs. Oakland...tied the second-most RBI in a single Division Series in MLB history (11) with Nomar Garciaparra (1998 ALDS), behind only John Valentin's 12 RBI in the 1999 ALDS...hit two homers in Game 1, becoming the first shortstop in MLB history with multiple two-homer games in Postseason play...hit a walk-off homer in Game 5 of ALCS vs. Tampa Bay to force a Game 6...joined David Ortiz as the only players in MLB history with three career walk-off hits in the Postseason...**2019**: Batted .191 (13-for-68) with four doubles, three homers and nine RBI in 18 Postseason games...went 2-for-5 with a walk-off solo home run in the 11th inning off J.A. Happ in the Game 2 of ALCS vs. New York-AL...marked his second-career Postseason walk-off hit, becoming the third player in MLB history to record multiple walk-off hits in the League Championship Series, joining David Ortiz and Bernie Williams...joined Ortiz as the only players in MLB history with multiple walk-off hits against the Yankees in the Postseason...became the fourth Astros player to record a walk-off HR in the Postseason (last, Chris Burke in Game 4 of the 2005 NLDS vs. ATL)...homered in Game 4, becoming the youngest player in MLB history to reach 10 career Postseason homers, surpassing Albert Pujols...drew three walks in Game 4 of World Series vs. Washington, tying a single-game WS record for walks by a shortstop, joining Mark Belanger (Game 6, 1971 WS) and Gil McDougald (Game 3, 1957 WS)...tied an Astros club record for walks in a Postseason game with his three-walk Game 4 performance...homered in Game 5 of the World Series at WSH, giving him three career homers in the World Series, tying Derek Jeter for the most homers by a shortstop in the World Series all-time...was his third-career multi-RBI game in the World Series, tying Hall of Famers Pee Wee Reese and Honus Wagner for the most career multi-RBI games by a shortstop in World Series history...**2018**: Posted a .371 on-base percentage in eight starts at shortstop in the Postseason...hit a three-run homer off Brad Hand in Game 3 of ALDS vs. Cleveland, tying Albert Pujols and Mickey Mantle for the most Postseason home runs by a player prior to turning 25 years old in MLB history...moved into second-place on MLB's all-time Postseason homers list by a shortstop (8), trailing only Derek Jeter (20)...**2017**: Hit .288 (21-for-73) with five doubles, five homers, 14 RBI and an .886 OPS in 18 Postseason starts at shortstop...became the first player in MLB history to hit seven career Postseason home runs prior to turning 24 years old...tied Rich Aurilia (2002) for the major league record for extra-base hits (10) in a single postseason by a shortstop...homered and hit a walk-off RBI-double off Aroldis Chapman in the ninth inning of Game 2 of the ALCS vs. New York-AL...became the fourth-youngest player ever to hit a homer in an ALCS game, behind Derek Jeter (1996), Francisco Lindor (2016) and Evan Longoria (2008)...combined to hit back-to-back homers with Jose Altuve in the 10th inning of Game 2 of the World Series vs. Los Angeles-NL, marking the first set of back-to-back homers in extra innings in World Series history...went 3-for-5 with a homer and three RBI in Game 5...at 23 years, 33 days, became the youngest player to have three hits and a homer in a World Series game since Andruw Jones did so in Game 1 of the 1996 World Series for the Braves...became the sixth shortstop in MLB history to have three hits and a homer in a World Series game, joining Alan Trammell (1984), Robin Yount (1982), Bert Campaneris (1973), Phil Linz (1964) and Tommy Thevenou (1926)...**2015**: Started at shortstop in all six of Houston's Postseason games...made his first career Postseason appearance in the Wild Card Game at New York-AL...at 21 years, 14 days, became the youngest player in club history to appear in a playoff game...became the third-youngest player to start a playoff game at shortstop in MLB history, behind Miguel Cabrera (2003 NLCS) and Travis Jackson (1924 World Series)...recorded his first career Postseason hit in Game 1 of ALDS, becoming the youngest player in club history to record a hit in the playoffs...went 4-for-4 with two homers, a double and four RBI in Game 4...joined Carlos Beltrán (Game 5, 2004 NLDS at ATL) as the only Astros players with a multi-homer game in the postseason...became the second-youngest player in MLB history (21 years, 20 days) to hit multiple homers in a Postseason game, behind only Andruw Jones (19 years, 180 days, Game 1 of the 1996 World Series at NYY)...per *ESPN Stats & Info*, his 11 total bases in Game 4 of the ALDS marked the most by a shortstop in a single Postseason game in MLB history...Derek Jeter held the previous record with 10 total bases in Game 1 of the 2006 ALDS vs. DET...per *Elias*, became the youngest player to record at least four hits and four RBI in a Postseason game...the only other player to do this before his 25th birthday was Goose Goslin (23), who did so in Game 4 of the 1924 World Series for the Senators...per *Elias*, became the third player age 21 or younger to hit in the third spot in the order in a playoff game all-time, joining Joe DiMaggio (1936 World Series) and Mickey Mantle (1952 World Series).

MLB ALL-TIME LEADERS**POSTSEASON HITS**

1. Derek Jeter	200
2. Bernie Williams	128
3. Jose Altuve	117
Manny Ramirez	177
5. Jorge Posada	103
6. Yadier Molina	102
7. Chipper Jones	97
Kenny Lofton	97
Albert Pujols	97
10. Carlos Correa	91

MLB ALL-TIME LEADERS**POSTSEASON OPS (min. 250 AB)**

1. Albert Pujols995
2. David Ortiz947
3. Manny Ramirez937
4. Reggie Jackson885
5. George Springer875
6. Chipper Jones864
7. Carlos Correa860

2023:

- * Planned on playing for Team Puerto Rico in the WBC during spring training but had to withdraw as his wife gave birth to the couple's second son, Kenzo, at the beginning of March.
- * Was Twins Opening Day shortstop for second-straight season after re-signing in the offseason...went 1-for-5 on Opening Day, March 30 at Kansas City.
- * Reached base safely in nine of first 10 games to start season, posting a .318 on-base percentage in that span.
- * Played in 900th career game on April 16 at New York-AL.

- Walked three times in back-to-back games on May 19-20 at Los Angeles-AL...in the May 20 game he reached four times, also going 1-for-2...it was one of five times reaching base four times in a game on season (also, April 22 vs. Washington, July 3 vs. Kansas City, July 22 vs. Chicago-AL and September 16 at Chicago-AL).
- Missed a few games in late May due to experiencing plantar fasciitis in left foot.
- Hit second career grand slam on June 10 at Toronto, a go-ahead shot in the seventh inning that led the Twins to a 9-4 victory at Rogers Centre – was Twins' first grand slam of the season... season-high four RBI that day; matched four RBI on August 7 at Detroit.
- Recorded 200th career double on June 11 at Toronto.
- Hit walk-off home run on June 13 vs. Milwaukee, a two-run shot off Devin Williams...the homer capped off a four-run ninth for the Twins as they won 7-5...marked Correa's ninth career walk-off hit and 10th career walk-off plate appearance.
- Inserted into the leadoff spot on June 30 through August 4...hit .296 (24-for-81) with a .376 on-base percentage and helped lead the Twins to a 14-6 record in the first 20 games of that stretch...hit .213 (16-for-75) in the next 21 games from that spot and moved back to middle of order.
- Tied single-game career high with four hits (12th time in career) on July 3 vs. Kansas City, hitting three singles and a double.
- Recorded 1,000th career hit on July 4, singling to rightfield off Zack Greinke...became 42nd Puerto Rican-born player in AL/NL history (1901-present) with 1,000 hits.
- Hit walk-off single on July 24 vs. Seattle, off Paul Sewald in the 10th inning...second walk-off hit of season, 10th walk-off hit of career and 11th walk-off plate appearance of career.
- Recorded 600th career RBI on August 6 vs. Arizona.
- Played in 1,000th career game on August 22 at Milwaukee.
- Reached base safely in season-long 19 games from August 5-28, hitting .258 (17-for-66) with 13 walks, a .383 on-base percentage and an .868 OPS in that span...marked the third-longest streak of career...that streak included a season-long hitting streak of nine games from August 5-15.
- Placed on 10-day Injured List on September 20 with left foot plantar fasciitis and did not return for regular season.
- Spent the final week of the season taking live BP with other players rehabbing from injuries to be ready for Postseason.
- Grounded into 30 double plays on the season, setting a club record (since 1961), passing Harmon Killebrew (1970 and Trevor Plouffe (2015), who each hit into 28...also led baseball in ground into double plays.
- Led Twins in go-ahead RBI (15) and game-winning RBI (9).
- Led Twins in games (135), hits (118) and doubles (29), second in RBI (65) and walks (59), and tied for second in runs (60)...29 doubles marked third most of career.
- Posted an average exit velocity of 90.4 mph, second best of career...set career high in hard hit percentage at 45.9%.
- Played in 135 games (134 starts) and 1144.1 innings at shortstop, all ranking fifth most in the AL...committed just six errors on season, the fewest in baseball among shortstops (minimum of 1,000.0 innings played)...seventh fewest among primary infielders.
- Ranked second among all MLB shortstops in average throw velocity at 88.2 mph (minimum of 500 throws), trailing only Bobby Witt Jr. (88.6 mph).
- Was Twins nominee for Roberto Clemente Award, baseball's highest individual honor.
- Played in all six games of the Twins Postseason, hitting .429 (3-for-7) in two games of the ALWCWS vs. Toronto and hitting .400 (6-for-15) with three RBI in five games of the ALDS vs. Houston.
- Recorded two hits with bases loaded in Postseason, first in Game 2 of ALWCWS vs. Toronto and second in Game 2 of ALDS at Houston...two hits with the bases loaded tied him for second most bases loaded hits in Twins Postseason history with Kent Hrbek and Tim Laudner.
- Went 3-for-4 in Game 2 of ALDS at Houston on October 8, recording two doubles with three RBI...also made game-ending diving stop on groundball in hole at shortstop to secure 6-2 victory at Minute Maid Park...the three RBI gave him 63 Postseason RBI for career, passing David Ortiz and Derek Jeter and tying David Justice for third on baseball's all-time list...three hits gave him 90 career Postseason hits, moving into 10th all-time, passing Ortiz and Justice.
- Recipient of the Bob Allison Award for Twins leadership and Jim Kaat Award for Twins Defensive Player of the Year, both award voted on by the Twin Cities chapter of the BBWAA.
- Was a finalist for the American League Rawlings Gold Glove Award at shortstop, along with Texas' Corey Seager and New York-AL's Anthony Volpe (winner).

MLB FIELDING LEADERS**FEWEST ERRORS FOR SS IN 2023
(MINIMUM OF 1,000 INNINGS PLAYED)**

1. Carlos Correa, MIN	6
2. Ezquiel Tovar, COL	7
3. Bo Bichette, TOR	8
Xander Bogaerts, SD	8
5. Francisco Lindor, NYM	11
Dansby Swanson, CHC	11

MLB FIELDING LEADERS**AVG THROW VELO AMONG 2B/SS/3B IN 2023
(MINIMUM 500 THROWS)**

1. Bobby Witt Jr., KC	88.6 mph
2. Carlos Correa, MIN	88.2 mph
3. Willy Adames, MIL	88.1 mph
4. Ezequiel Tovar, COL	87.7 mph
5. Javier Báez, DET	87.5 mph

2022: Was Twins Opening Day shortstop on April 8 vs. Seattle after signing as free agent with Minnesota on March 23...hit just .167 (10-for-60) with a .504 OPS in first 16 games from April 8-27, but hit .352 (57-for-162) with a .970 OPS in his next 41 games from April 28-July 1...reached 500 career RBI with a two-run homer on May 4 at Baltimore...placed on 10-day Injured List on May 10 with a right middle finger contusion after being hit by a pitch on May 5 at Baltimore by Spenser Watkins; reinstated May 18...placed on COVID Injured List on May 31; reinstated June 8...missed nine games...recorded 11th career multi-homer game on June 22 vs. Cleveland, both solo shots...played in 800th career game on June 23 vs. Cleveland...finished June hitting .342 (27-for-79) with three doubles, six home runs, 12 RBI, a .404 on-base percentage, a .608 slugging percentage and a 1.012 OPS in 21 games...ranked sixth in OPS for the month...reached base five times on August 13 at Los Angeles-AL, going 2-for-2 with three walks...marked the fifth time in career reaching five times...helped turn 3-6 triple play on August 22 vs. Texas, first 3-6 triple play in Twins history (since 1961)...first baseman Jose Miranda caught a line drive off the bat of Nathaniel Lowe, then stepped on first base for the second out, then threw to Correa at second base to complete the play...tied career-high with four hits (5 at-bats) on August 26 vs. San Francisco (all singles)...tied again with four hits on September 9 vs. Cleveland...hit 150th career home run in game two of doubleheader on September 7 at New York-AL, a solo shot off Gerrit Cole...scored 500th career run on September 13 vs. Kansas City...reached base safely in 20-straight games

from September 13-October 3, second-longest streak of career...posted a .433 on-base percentage during streak (30 hits, 8 walks)...hit .355 (44-for-124) with eight doubles, seven home runs, 19 RBI, 16 runs scored, 11 walks, a .412 on-base percentage, a .589 slugging percentage and a 1.000 OPS in 31 September/October games...ranked tied for second in baseball in that span in hits, tied for fifth in batting average, sixth in OPS, seventh in slugging percentage and ninth in on-base percentage... finished September with 38 hits, seventh-most in Twins history (since 1961)...hit .277 (28-for-101) with runners in scoring position on season...hit .378 (14-for-37) with RISP in final 30 games from August 3-October 2...hit .299 (40-for-134) with a .945 OPS against left-handed pitching, compared to .289 (112-for-388) with a .794 OPS vs. right-handed pitching...hit .310 (79-for-255) with an .880 OPS in 67 home games, sixth-highest home average in the AL and 10th-best in baseball...eighth-best home average in Target Field history (since 2010)...hit .314 (72-for-229) with a .903 OPS with runners on base...hit .349 (15-for-43) with a .971 OPS in extra-inning games...hit .315 (78-for-248) with an .897 OPS in 65 games vs. the AL Central...hit .387 (24-for-62) with five home runs, 10 RBI and a 1.102 OPS in 16 games vs. Cleveland...posted a .983 fielding percentage (8 errors/472 total chances), the best among AL shortstops and fourth-best in baseball at the position...fourth-best for a shortstop in Twins history (Jorge Polanco .988 - 2020, Leo Cedeñas .985 - 1971 and Greg Gagne .984 - 1991)... hit .338 (102-for-293) off fastballs, fifth-best among AL players and sixth-best in baseball...posted a 44.7 hard-hit percentage and a 11.4 barrel percentage, both second-best of career...posted a 89.9 mph average exit velocity, third-best of career...posted a 7.8 barrels-per-plate appearance percentage, ninth-highest in the AL (minimum 400 batted ball events)...posted an expected slugging percentage (xSLG) of .484, ninth-best in the AL (minimum 500 plate appearances)...led all shortstops in baseball in OPS while playing the position (.834)...ranked second in slugging percentage (.467) and on-base percentage (.366), and third in batting average (.291) and RC/27 (5.84)...ranked 13th in AL in batting average at .291...marked the second-best average of career (.315 - 2017)...finished with 152 hits and 61 walks, both third-highest single-season totals of career...led Twins in wins above replacement at 6.0 (STATS LLC), which ranked seventh in the AL, 17th in baseball and fourth-best among MLB shortstops, trailing Trea Turner (7.0), Xander Bogaerts (6.9) and Dansby Swanson (6.3)...one of eight players in baseball with at least 70 runs, 150 hits, 20 doubles, 20 home runs, 60 RBI and 60 walks, the others being Pete Alonso, Freddie Freeman, Aaron Judge, Shohei Ohtani, José Ramírez, Paul Goldschmidt and Manny Machado...given Most Valuable Twin Award, Bob Allison Award for leadership, Jim Kaat Award as Twins Defensive Player of the Year and Mike Augustin "Media Good Guy" Award, all awards voted on by the Twin Cities Chapter of the BBWAA...given Carl R. Pohlad Outstanding Community Service Award, an award voted on by the Twins Community Fund Board of Directors...named an AL finalist at shortstop for the Rawlings Gold Glove Award®, along with Xander Bogaerts and Jeremy Peña (winner)...named an AL finalist at shortstop for the Silver Slugger Award, along with Bo Bichette, Xander Bogaerts (winner) and Corey Seager...signed contract with Minnesota on January 11, 2023.

JIM KAAT AWARD

ALL-TIME WINNERS

(TWINS DEFENSIVE PLAYER OF THE YEAR)

2023	Carlos Correa, SS
2022	Carlos Correa, SS
2021	Andrelton Simmons, SS
2020	Byron Buxton, CF
2019	Byron Buxton, CF
2018	Max Kepler, RF
2017	Byron Buxton, CF
2016	Byron Buxton, CF
2015	Eddie Rosario, LF
2014	Brian Dozier, 2B
2013	Pedro Florim, SS
2012	Ben Revere, CF

THE VOICE

Claims his hidden talent is his vocals/singing voice. He says, "I can just sing and sing and sing and the room is in shock. I don't know if because it's good or bad, but they're definitely in shock."

career-high 104 runs, the first shortstop in Astros history to score 100 runs in a season...the previous record was held by Julio Lugo, who scored 93 runs in 2001...set career-highs in runs, home runs (26) and walks (75)...finished seventh in the AL in runs scored (104), in on-base percentage (.366) and 13th in doubles (34)...led all shortstops in baseball in walks and second in RBI, trailing Toronto's Bo Bichette (96)...ranked tied for fourth in baseball in games at short (148)...led all major league position players in WAR (7.2), ahead of Marcus Semien (7.1) and Juan Soto (7.0)...he picked up a major league-best 2.9 WAR on defense, also the top defensive WAR in the majors, edging out infielder Ryan McMahon (2.5) and outfielder Michael A. Taylor (2.3)...committed just 11 errors on the season in 578 total chances...ranked second among all major league fielders with 20 defensive runs saved and was sixth among MLB shortstops in Statcast's Outs Above Average metric (plus-12)...was one of six players in baseball with 100-plus runs, 30-plus doubles, 25-plus home runs and 90-plus RBI, joining Toronto's Marcus Semien and Bo Bichette, Boston's Rafael Devers, Oakland's Matt Olson and Cleveland's José Ramírez...one of two players with all those offensive figures and 75-plus walks (also Olson)...won the AL Rawlings Gold Glove at shortstop and AL Platinum Glove - given to the best fielder in each league...hit .283 (17-for-60) with four doubles, one home run, nine RBI with a .368 on-base percentage in 16 postseason games for Houston...reached base in 13 of 16 games as the Astros lost to Atlanta in six games in the World Series.

2020: Made his fifth appearance on the Astros Opening Day roster...hit an RBI double on Opening Day vs. Seattle, his fourth-career Opening Day start...appeared in his 600th career game on September 22 at Seattle...recorded the best defensive season of his career, finishing as one of three finalists for a Rawlings Gold Glove Award...led all MLB shortstops in fielding percentage (.995)...led AL shortstops in defensive runs saved (8) while ranking second in double plays (35)...made one error in 212 total chances...set a franchise record for fielding percentage by a shortstop in a single season...marked the fourth-best fielding percentage by a shortstop in a single year all-time in MLB history...only Mike Bordick (.998 in 2002), Cal Ripken Jr. (.996 in 1990) and Omar Vizquel (.995 in 2000) posted better marks...spent the entire season on the active roster...hit .362 (17-for-47) with one double, six homers, 17 RBI and a 1.221 OPS (.455 OBP/.776 SLG) in 13 Postseason games...tied a Major League record for RBI (17) and homers (6) by a shortstop in a single postseason with Rich Aurilia (2002)...those records were later broken by Corey Seager (20 RBI, 8 HR) following his 2020 World Series performance...played his 57th postseason game alongside Jose Altuve, Alex Bregman, Yuli Gurriel and George Springer...per Elias, that marks the most postseason games played together by a group of five teammates in MLB history...hit .500 (7-for-14) with three homers and 11 RBI during the four-game series at Dodger Stadium in ALDS vs. Oakland...tied the second-most RBI in a single Division Series in MLB history (11) with Nomar Garciaparra (1998 ALDS), behind only John Valentin's 12 RBI in the 1999 ALDS...hit two homers in Game 1, becoming the first shortstop in MLB history with multiple two-homer games in postseason play...hit a walk-off homer in Game 5 of ALCS vs. Tampa Bay to force a Game 6...joined David Ortiz as the only players in MLB history with three career walk-off hits in the postseason.

MLB FIELDING LEADERS

DEFENSIVE RUNS SAVED AMONG IFs SINCE 2015

1. Andrelton Simmons, SS	133
2. Nolan Arenado, 3B	126
3. Matt Chapman, 3B	92
4. Nick Ahmed, SS	79
5. Trevor Story, SS/2B	77
6. Carlos Correa, SS	68

2019: Made his fourth-career appearance on the Astros Opening Day roster, but missed the first three games of the season (neck stiffness)...won MLB's Play of the Week for his diving stop on a line drive up the middle on April 3 at TEX...recorded his 500th career hit on April 3 at TEX...posted a career-long 16-game hitting streak from April 19-May 7 in which he batted .333 (22-for-66)...played in his 500th career game on May 4 at LAA, becoming the fifth shortstop in club history to appear in

500 games, joining Roger Metzger (1,007g), Craig Reynolds (926g), Adam Everett (632g), Rafael Ramirez (534g), Dickie Thon (505g)...on May 25 vs. BOS, recorded a walkoff RBI single off Matt Barnes in the 9th inning...was his eighth-career walk-off...hit his first-career grand slam while tying his single-game career-high with five RBI on July 27 at St. Louis...hit a 474-foot home run on Aug. 10 at Baltimore, tying the longest home run hit by an Astros player in the Statcast era (since 2015) with Yordan Alvarez' homer on July 19...was the longest home run hit at Camden Yards during the Statcast era, surpassing Manny Machado's 465-foot home run in 2017...went 2x4 with two home runs on Sept. 20 vs. LAA, his ninth-career multi-home game...joined Alex Rodriguez (13g) as the only shortstops in MLB history with nine multi-home games prior to turning 25 years old...played in a career-low 75 games due to two stints on the Injured List: May 29-July 26 (fractured rib) and Aug. 21-Sept. 17 (back discomfort)...became the third shortstop in MLB history to post four 20-homer seasons prior to turning 25 years old, joining Alex Rodriguez (5 seasons) and Cal Ripken Jr. (4 seasons)...also became the third shortstop in MLB history to hit 100+ homers before turning 25 years old, joining Rodriguez and Ripken...became the fourth shortstop in MLB history to reach 100 HR within his first 539 career games, joining Alex Rodriguez, Trevor Story and Nomar Garciaparra...posted a career-high .568 slugging percentage...batted .191 (13-for-68) with four doubles, three homers and nine RBI in 18 postseason games...went 2-for-5 with a walk-off solo home run in the 11th inning off J.A. Happ in the Game 2 of ALCS vs. New York-AL...marked his second-career Postseason walk-off hit, becoming the third player in MLB history to record multiple walk-off hits in the League Championship Series, joining David Ortiz and Bernie Williams...joined Ortiz as the only players in MLB history with multiple walk-off hits against the Yankees in the postseason...became the fourth Astros player to record a walk-off HR in the Postseason, (last, Chris Burke in Game 4 of the 2005 NLDS vs. ATL)...homered in Game 4, becoming the youngest player in MLB history to reach 10 career Postseason homers, surpassing Albert Pujols...drew three walks in Game 4 of World Series vs. Washington, tying a single-game WS record for walks by a shortstop, joining Mark Belanger (Game 6, 1971 WS) and Gil McDougald (Game 3, 1957 WS)...tied an Astros club record for walks in a Postseason game with his three-walk Game 4 performance...homered in Game 5 of the World Series at Washington, giving him three career homers in the World Series, tying Derek Jeter for the most homers by a shortstop in the World Series all-time...was his third-career multi-RBI game in the World Series, tying Hall of Famers Pee Wee Reese and Honus Wagner for the most career multi-RBI games by a shortstop in World Series history.

2018: Made his third-career appearance on the Astros Opening Day roster and started at shortstop on Opening Day for the third consecutive season...went 1-for-3 with an RBI on Opening Day on March 29 at Texas...hit his first-career inside the park home run on April 3 vs. Baltimore...was the 40th inside the park homer in franchise history, and the fourth hit by an Astro at Minute Maid Park (last, Jonathan Singleton on Aug. 2, 2014 vs. TOR)...hit his 72nd career homer on May 12 vs. Texas in what was his 400th major league game...only three shortstops in MLB history recorded more homers within their first 400 games: Ernie Banks (87), Nomar Garciaparra (86) and Alex Rodriguez (82)...recorded a 70-game errorless streak from Sept. 21, 2017-June 6, 2018, a franchise record streak by a shortstop...surpassed the previous club record of 59 games set by Roger Metzger in 1976...played in 110 games in a season hampered by a 36-game stint on the Injured List with major back soreness (June 26-Aug. 10)...became the first shortstop in MLB history to reach 20 doubles and 15 home runs in each of his first four major league seasons...led the majors with 11 sac flies, tied for the fifth-most in a single season in club history...took a big leap forward on the defensive side of his game, posting career-best marks in fielding percentage (.984), defensive WAR (1.5) and zone rating (.836)...ranked fourth among MLB shortstops in fielding (.984)...was the third-best fielding percentage by a shortstop in a single season in club history, behind only Adam Everett's 2006 season (.990) and Roger Metzger's 1976 season (.986)...posted a .371 on-base percentage in eight starts at shortstop in the Postseason...hit a three-run homer off Brad Hand in Game 3 of ALDS vs. Cleveland, tying Albert Pujols and Mickey Mantle for the most Postseason home runs by a player prior to turning 25-years-old in MLB history...moved into second place on MLB's all-time postseason homers list by a shortstop (8), trailing only Derek Jeter (20).

2017: Made his second-career Opening Day roster and start...homered on Opening Day on April 3 vs. Seattle...became the first Astros player to homer on Opening Day in consecutive seasons since Richard Hidalgo did so from 1999-2000...became the fourth major leaguer to homer on Opening Day for the second consecutive season, joining Bryce Harper (3 straight), Freddy Galvis and Scooter Gennett...named the AL Player of the Month for May...hit .386 (39-for-101) with eight doubles, seven homers, 26 RBI and a 1.130 OPS (.368 OBP/.673 SLG) in 26 games in May...led the AL in batting average and RBI, while ranking third in OBP, fifth in hits and OPS and tied for sixth in slugging...was his first-career Player of the Month award...hit back-to-back homers with Carlos Beltrán on May 9 vs. Atlanta...per *Elias*, it marked the first time in Astros history that a player aged 22-or-younger and another player over the age of 40-or-older both homered in the same game...missed 42 games with a torn ligament in his left thumb that required surgery...originally aggravated the thumb when sliding into home plate on July 4 at Atlanta...became the first AL shortstop since Alex Rodriguez in 2007 (30R HR) to hit 20 HR before the All-Star Break...the last pair of any teammates to do this was on Sept. 15, 2015, when Greg Bird and Alex Rodriguez did so for the Yankees...became the first Astros shortstop to start the All-Star Game...became the sixth-youngest shortstop all-time to start the All-Star Game, and youngest since Alex Rodriguez in 1997...per *Elias*, became the second player in club history to record 300 hits and 50 homers within his first 300 major league games, joining Lance Berkman...named the AL Player of the Week for the week of Sept. 25-Oct. 1...was his third career weekly award...hit .520 (13-for-25) with four doubles, three homers, 10 RBI, eight runs scored and a 1.611 OPS (.571 OBP/1.040 SLG) in six games...led the AL in batting average, hits, runs and RBI during the week, while ranking second in OPS, tied for second in doubles and tied for third in home runs...from Sept. 26-28, became the first player in Astros history to record three straight games with at least three hits and three RBI, per *Elias*...also also became the fifth major league shortstop since 1913 to record at least three hits and three RBI in three consecutive games, joining Hanley Ramirez (2010), Cal Ripken Jr. (1995), Al Dark (1956) and Glenn Wright (1928)...set a franchise record for home runs by a shortstop with 24, besting the previous club record of 22 he set during his 2015 rookie season...became the first shortstop in MLB history to reach the 20-homer mark in each of his first three seasons...set career highs in batting average (.315), on-base percentage (.391), slugging percentage (.550) and OPS (.941), leading all AL shortstops in each category...posted the highest OPS by a major league shortstop since Hanley Ramirez (.954) in 2009...hit .288 (21-for-73) with five doubles, five homers, 14 RBI and an .886 OPS in 18 Postseason starts at shortstop...tied the franchise record for RBI in a single Postseason with Jose Altuve (2017), Carlos Beltrán (2004) and Lance Berkman (2005)...became the first player in MLB history to hit seven career Postseason HR prior to turning 24 years old...tied Rich Aurilia (2002) for the major league record for extra-base hits (10) in a single Postseason by a shortstop...homered and hit a walk-off RBI-double off Aroldis Chapman

C4 FACTS

Favorite player(s) growing up: Albert Pujols and Derek Jeter
 Favorite playing memory as child: Spending time with his father - "he supported me throughout my journey and I will carry that with my children."
 Favorite memory watching baseball as kid: The 2004 ALCS between NYY and BOS
 Former player he'd like to face: Pedro Martinez
 Favorite clubhouse meal: Rice, beans, chicken and avocado on the side
 Favorite musician: Bad Bunny
 Favorite off-day activity: Playing with his kids
 TV Shows: Game of Thrones
 Movies: Whiplash, Mad Max Fury Road, Marvel, Star Wars
 Best style on team: Byron Buxton

TWO WILD & CRAZY GUYS

Correa and Byron Buxton took part in the Minnesota Wild's pregame festivities prior to their April 23, 2023 playoff game against the Dallas Stars, following the Twins' game that day. The duo led the crowd in the pre-puck-drop "Let's Play Hockey." It was both players' first-ever hockey game.

AL BATTING LEADERS

RBI SINCE 2016

1. José Abreu	745
2. José Ramírez	702
3. Alex Bregman	588
4. Marcus Semien	585
5. Aaron Judge	572
6. George Springer	564
7. Rafael Devers	555
8. Xander Bogaerts	551
9. Carlos Correa	550

in the ninth inning of Game 2 of the ALCS vs. NYY...became the fourth-youngest player ever to hit a homer in an ALCS game, behind Derek Jeter (1996), Francisco Lindor (2016) and Evan Longoria (2008)...combined to hit back-to-back homers with Jose Altuve in the 10th inning of Game 2 of the World Series vs. Los Angeles-NL, marking the first set of back-to-back homers in extra innings in World Series history...went 3-for-5 with a homer and three RBI in Game 5...at 23 years, 33 days, became the youngest player to have three hits and a homer in a World Series game since Andruw Jones did so in Game 1 of the 1996 World Series for the Braves...became the sixth shortstop in MLB history to have three hits and a homer in a World Series game, joining Alan Trammell (1984), Robin Yount (1982), Bert Campaneris (1973), Phil Linz (1964) and Tommy Thevenou (1926).

2016: Made his first appearance on an Opening Day roster...made his first Opening Day start on April 5 at New York-AL...at 21 years, 195 days, became the youngest Astros player to make an Opening Day start since Cesar Cedeno (21.050) in 1972...also became the youngest shortstop in club history to make an Opening Day start...previously Sonny Jackson (21.277) in 1966...went 1-for-4 with a solo homer, two RBI and two steals on Opening Day...became the youngest Astros player to homer on Opening Day...was his 23rd career homer in his 100th career game, the most by a shortstop through his first 100 games in MLB history, surpassing Nomar Garciaparra (16)...set a career high with four hits on April 6 at New York-AL, hitting his second and third homers of the season...became the youngest visiting player with a multi-homer game at Yankee Stadium since Manny Ramirez in 1993 (ESPN Stats and Info)...became the first Astros player to hit three home runs within the team's first two games in a season...recorded his 100th career RBI in his 156th game on June 5 vs. OAK, reaching that mark faster than any other player in franchise history...named the AL Player of the Week on June 27, becoming the youngest player in club history to win a weekly award (21, previously SS Andujar Cedeno, 22 years, Sept. 2-8, 1991)...marked his first career weekly award...during the week, led the AL in doubles (4) and extra-base hits (7), while tying for the AL lead in homers (3) and RBI (9)...hit .333 (8-for-24) with a 1.282 OPS (.407 OBP/.875 SLG)...homed in both games of a doubleheader on Aug. 11 at MIN, going 4x8 with a double, four runs scored, one walk and four total RBI...named AL Player of the Week for the week of Aug. 8-14...marked his second weekly award of the season...during the week, he hit safely in all seven of his games at a 429 (12-for-28) clip with six runs, three doubles, three HR, 12 RBI and a 1.324 OPS (.467 OBP/.857 SLG)...recorded his second-consecutive 20-homer season and became the franchise leader in career home runs by a shortstop...batted clean-up in 91 games...marked the most by an AL shortstop since Nomar Garciaparra batted fourth in 114 games in 2000...marked the most by an Astros shortstop in franchise history...tallied four walkoff hits, which led the majors...tied a franchise record for most walk-offs in a season, accomplished by Phil Garner in 1984, Nellie Fox in 1964 and Bob Aspromonte in 1963...recorded 75 walks, which were the most walks by a major league shortstop in a single season since Marco Scutaro walked 90 times in 2009...led AL shortstops in walks (75), doubles (36), RBI (93) and OPS (.804)...he and second baseman Jose Altuve each had 96 RBI, becoming the first AL middle infield combo to reach 95-or-more RBI in the same season since 1950, when Red Sox SS Bobby Doerr (120) and 2B Vern Stephens (144) turned the trick...93 of his 96 RBI came as a shortstop, which set a single-season club record (previously Miguel Tejada, 86 in 2009).

2015: Named the 2015 Jackie Robinson AL Rookie of the Year after getting called up to the majors in June...was the youngest position player in the major leagues, yet hit third for the Astros...earned the MLBPA Players Choice Award for the AL Most Outstanding Rookie and was named the Sporting News AL Rookie of the Year...21-year-old set a club rookie record for home run in a season (22, previously 21, Lance Berkman in 2000)...hit the most homers by a shortstop in a single season in club history (22)...topped the previous record of 20 set by Dickie Thon in 1983...despite playing in just 99 games, led all MLB shortstops in HR, OPS (.857) and slugging (.512), while ranking fourth in on-base percentage (.345)...led all AL rookies in HR, SLG and OPS, while ranking second in RBI and OBP, and third in batting average (min. 400 PA)...among Astros rookies all-time, ranked fourth in OPS and fifth in RBI, which were both the highest totals by an Astros rookie since Hunter Pence in 2007 (.899 OPS/69 RBI)...stole 14 bases, going 14-for-18 (77.8%) in attempts...his 14 steals ranked seventh all-time in club history by a rookie, and marked the most by a Houston rookie since Willy Taveras swiped 34 bags in 2005...according to *Elias*, his 18 home runs were the second-most by a shortstop prior to his 21st birthday in MLB history, behind only Alex Rodriguez (26)...from the date of his major league debut (June 8) through the end of the season, led the Astros in homers, RBI,extra-base hits (45), go-ahead RBI (20), game-winning RBI (8) and slugging percentage,while ranking second in hits (108) and tied for second in steals (14)...began his season at Double A Corpus Christi...was promoted to Triple A Fresno on May 11, and was selected to the major league roster on June 8...made his major league debut on June 8 at Chicago-AL, going 1-for-4 with an RBI-single off Chris Sale...at 20 years, 259 days, became the youngest player in club history to make a start at shortstop, edging out Alex Taveras (20 years, 341 days in 1976)...became the youngest Astros position player to make his MLB debut since Derrel Thomas on Sept. 14, 1971 (20 years, 243 days)...became the third player in club history to reach base safely in each of his first 10 MLB games, joining Kiké Hernandez (2014) and Jimmy Wynn (1963)...per *Elias*, became the third player in club history with three consecutive multi-hit games within the first 10 days of his major league debut: also Ken Caminiti (1987) and Orlando Miller (1994)...on June 18 at COL, stole three bases, becoming the third-youngest player in the modern era to swipe three bags in a game (20 years, 269 days) (*Elias*), trailing Rickey Henderson (Aug. 23, 1979, 20.241) and Ty Cobb (Sept. 2, 1907, 20.258)...named the AL Rookie of the Month for June, becoming the sixth player in club history to win a Rookie of the Month award...tallied his 50th hit on July 28 vs. LAA following a 3-for-4 performance...per *Elias*, became the fourth player since 1950 to accumulate 50 hits within his first 42 games in the majors before turning 21, joining Rennie Stennett (1971) and Hall of Famers Roberto Clemente (1955) and Orlando Cepeda (1958)...recorded his 15th homer on Aug. 19 vs. Tampa Bay in what was his 62nd game...per *Elias*, there have been only two players in major league history to hit at least 15 homers before turning 21 in fewer games than Correa did: Willie Mays (55th game, in 1951) and Frank Robinson (58th game, in 1956)...went 3-for-4 with a triple, HR, single, walk, stolen base, two RBI and four runs scored on Oct. 2 at ARI...the only player younger than Correa (21 years, 10 days) to record a homer, triple, and walk in a single game since 1914 was Ted Williams (twice in 1939)...became the youngest player in club history to record four RBI and four runs in the same game, and the youngest Major Leaguer to do so since Miguel Cabrera on July 1, 2003...started at shortstop in all six of Houston's Postseason games...made his first career Postseason appearance in the Wild Card Game at NYY...at 21 years, 14 days, became the youngest player in club history to appear in a playoff game...became the third-youngest player to start a playoff game at shortstop in MLB history, behind Miguel Cabrera (2003 NLCS) and Travis Jackson (1924 World Series)...recorded his first career Postseason hit in Game 1 of ALDS, becoming the youngest player in club history to record a hit in the playoffs...went 4-for-4 with two homers, a double and four total RBI in Game 4...joined Carlos Beltrán (Game 5, 2004 NLDS at ATL) as the only Astros players with a multi-homer game in the Postseason...became the second-youngest player in MLB history (21 years, 20 days) to hit multiple HR in a Postseason game, behind only Andruw Jones (19 years, 180 days, Game 1 of the 1996 World Series at NYY)...per ESPN Stats & Info, his 11 total bases in Game 4 of the ALDS marked the most by a shortstop in a single postseason game in MLB history...Derek Jeter held the previous record with 10 total bases in Game 1 of the 2006 ALDS vs. DET...per *Elias*, became the youngest player to record at least four hits and four RBI in a postseason game...the only other player to do this before his 25th birthday was Goose Goslin (23), who did so in Game 4 of the 1924 World Series for the Senators...per *Elias*, became the third player age 21 or younger

MLB BATTING LEADERS

RANKS AS SS SINCE 2015

HR	2nd (171)
RBI	3rd (611)
OBP	3rd (1,351)
TB	3rd (1,795)
RUNS	4th (560)
OPS	6th (.820)
SLG	7th (.469)

LATE NIGHT

Carlos appeared on Jimmy Kimmel Live after the Astros won the World Series in 2017. Jimmy asked Carlos about his proposal to his wife, Daniella which happened on live TV after Houston won the World Series. Carlos told Jimmy that he knew they had a championship-caliber team and was waiting out the proposal to see how far the team could go. Carlos had the ring in his backpack prior to Game 6 and thought that was the night, but the Astros lost. He then got a little nervous about the situation and thought they better win now, because he didn't have a plan B.

to hit in the third spot in the order in a playoff game all-time, joining Joe DiMaggio (1936 World Series) and Mickey Mantle (1952 World Series).

2014: Played in 16 spring training games, hitting .200 (6-for-30) with two doubles, two homers and three RBI...named the No. 1 prospect, 'Best Defensive Infielder', 'Best Infield Arm' and 'Best Hitter for Average' in Houston's system by *Baseball America*, as well as the No. 7 prospect overall in baseball...was a 2014 California League Midseason All-Star, but suffered a season-ending ankle injury in June (fractured right fibula)...prior to his injury, was leading all California League shortstops with a .969 fielding percentage...named a 2014 MiLB.com Organization All-Star...named Lancaster's Player of the Month for May of 2014...received his first career invite to major league Spring Training on January 14, 2014.

2013: Was in minor league camp in spring training, but joined the Astros major league club for four games and hit .455 (5-for-11) with three RBI...helped lead Low-A Quad Cities to a Midwest League Championship title...led all Midwest League shortstops in fielding percentage while spending the season as the second-youngest player in the league...led the Midwest League in OPS (.872) while finishing second in on-base percentage (.405) and third in batting average (.320) during his 2013 season...named a 2013 Midwest League Midseason and Postseason All-Star...named to the 2013 SiriusXM All-Star Futures Game at the Mets Citi Field...earned Quad Cities Player of the Month in May and June (.370, 37-for-100, 6 2B, 2HR, 15 RBI) of 2013...played alongside the Astros No. 1 selection from the 2013 draft RHP Mark Appel in 2013, marking the first time in minor league history that two consecutive No. 1 draft picks occupied the same minor league roster...entered the 2013 season ranked by *Baseball America* as the No. 1 prospect, 'Best Power Hitter', 'Best Defensive Infielder' and 'Best Infield Arm' in the Astros system...tabbed by MLB.com as the No. 30 prospect overall and No. 5 shortstop prospect in baseball...ranked by ESPN.com as the No. 24 prospect in baseball.

2012: Named the GCL Astros Defensive Player of the Month in July...following the 2012 season, was named by *Baseball America* as the No. 2 prospect in the GCL behind Byron Buxton.

PROFESSIONAL: Selected by Houston first overall in the 2012 First-Year Player Draft, one pick ahead of teammate Byron Buxton; signed by Astros scouts Larry Pardo and Joey Sola...signed three-year contract with Minnesota on March 23, 2022...signed six-year guaranteed contract through 2028 season with Minnesota on January 11, 2023...the deal includes four team options covering the 2029-32 seasons, each of which can automatically vest based on performance in the previous season.

CORREA'S PLAYING RECORD

YEAR	CLUB	AVG	G	AB	R	H	2B	3B	HR	RBI	SH	SF	HBP	BB	SO	SB	CS	OBP	OPS
2012	GCL Astros	.232	39	155	23	36	11	1	2	9	0	0	1	7	36	5	1	.270	.625
	Greeneville	.371	11	35	5	13	3	1	1	3	1	0	0	5	8	1	0	.450	1.050
2013	Quad Cities	.320	117	450	73	144	33	3	9	86	1	2	8	58	83	10	10	.405	.872
2014	Lancaster	.325	62	249	50	81	16	6	6	57	0	3	5	36	45	20	4	.416	.926
2015	Corpus Christi	.385	29	117	25	45	15	2	7	32	0	0	1	15	25	15	0	.459	1.185
	Fresno	.276	24	98	19	27	6	1	3	12	0	3	0	12	14	3	1	.345	.794
	HOUSTON	.279	99	387	52	108	22	1	22	68	0	4	1	40	78	14	4	.345	.857
2016	HOUSTON	.274	153	577	76	158	36	3	20	96	0	3	5	75	139	13	3	.361	.811
	Corpus Christi	.300	2	10	2	3	1	0	0	1	0	0	0	1	0	0	0	.300	.700
	Fresno	.286	4	14	1	4	0	0	0	4	0	1	0	1	4	0	0	.313	.598
	HOUSTON	.315	109	422	82	133	25	1	24	84	0	4	2	53	92	2	1	.391	.941
2018	Corpus Christi	.188	5	16	1	3	1	0	1	2	0	0	0	2	5	0	0	.278	.715
	HOUSTON	.239	110	402	60	96	20	1	15	65	0	11	2	53	111	3	0	.323	.728
2019	Round Rock	.333	6	21	2	7	3	0	0	2	0	0	0	3	5	0	0	.417	.893
	HOUSTON	.279	75	280	42	78	16	1	21	59	0	4	2	35	75	1	0	.358	.926
2020	HOUSTON	.264	58	201	22	53	9	0	5	25	0	1	3	16	49	0	0	.326	.709
2021	HOUSTON	.279	148	555	104	155	34	1	26	92	0	6	4	75	116	0	0	.366	.850
2022	MINNESOTA	.291	136	522	70	152	24	1	22	64	0	4	3	61	121	0	1	.366	.834
2023	MINNESOTA	.230	135	514	60	118	29	2	18	65	0	3	4	59	131	0	0	.312	.711
Minor League Totals		.312	299	1165	201	363	89	14	29	208	2	9	15	139	226	54	16	.389	.876
Major League Totals		.272	1023	3860	568	1051	215	11	173	618	0	40	26	467	912	33	9	.351	.820

CORREA'S CAREER FIELDING RECORD

POSITION	PCT	G	PO	A	E	TC	DP	PB
Shortstop	.982	1016	1217	2528	70	3815	473	—

CORREA'S ALL-STAR GAME RECORD

YEAR	HOST	AVG	G	AB	R	H	2B	3B	HR	RBI	SH	SF	HB	BB	SO	SB	CS	OBP	OPS
2017	Miami	.000	1	2	0	0	0	0	0	0	0	0	0	0	1	0	0	.000	.000
2021	Colorado	DID NOT PLAY																	
All-Star Game Totals		.000	1	2	0	0	0	0	0	0	0	0	0	0	1	0	0	.000	.000

CORREA'S PROFESSIONAL INJURED LIST HISTORY

DATES	INJURY	LEVEL
September 20-end of 2023 season	Left Foot Plantar Fasciitis	Minnesota
May 31-June 8, 2022	COVID IL	Minnesota
May 10-18, 2022	Right Middle Finger Contusion	Minnesota
July 9-15, 2021	COVID IL	Houston
August 20-September 17, 2019	Back Discomfort	Houston
May 27-July 26, 2019	Fractured Rib	Houston
June 29-August 10, 2018	Lower back Soreness	Houston
July 18-September 3, 2017	Torn Ligament in Left Thumb	Houston
May 3-10, 2013	Right Thumb Contusion	Single-A Quad Cities

CORREA'S WILD CARD RECORD

YEAR	OPPONENT	AVG	G	AB	R	H	2B	3B	HR	RBI	SH	SF	HB	BB	SO	SB	CS	OBP	OPS
2015	New York-AL	.000	1	4	0	0	0	0	0	0	0	0	0	0	1	0	0	.000	.000
2020	Minnesota	.500	2	6	2	3	0	0	1	1	0	0	0	2	1	0	0	.625	1.625
2023	Toronto	.429	2	7	0	3	0	0	0	1	0	0	1	0	1	0	0	.500	.929
Wild Card Totals		.353	5	17	2	6	0	0	1	2	0	0	1	2	3	0	0	.450	.979

CORREA'S DIVISION SERIES RECORD

YEAR	OPPONENT	AVG	G	AB	R	H	2B	3B	HR	RBI	SH	SF	HB	BB	SO	SB	CS	OBP	OPS
2015	Kansas City	.350	5	20	2	7	1	0	2	4	0	0	1	0	5	0	0	.381	1.081
2017	Boston	.235	4	17	3	4	1	0	2	6	0	0	0	2	4	0	0	.316	.963
2018	Cleveland	.100	3	10	1	1	0	0	1	3	0	0	0	3	2	0	0	.308	.708
2019	Tampa Bay	.158	5	19	0	3	1	0	0	1	0	0	0	0	9	0	0	.158	.368
2020	Oakland	.500	4	14	3	7	0	0	3	11	0	0	0	4	3	0	0	.611	1.754
2021	Chicago-AL	.385	4	13	4	5	2	0	0	4	0	0	0	4	2	0	0	.529	1.068
2023	Houston	.400	4	15	1	6	3	0	0	3	0	0	0	1	4	0	0	.438	1.038
Division Series Totals		.306	29	108	14	33	8	0	8	32	0	0	1	14	29	0	0	.390	.992

CORREA'S LEAGUE CHAMPIONSHIP SERIES RECORD

YEAR	OPPONENT	AVG	G	AB	R	H	2B	3B	HR	RBI	SH	SF	HB	BB	SO	SB	CS	OBP	OPS
2017	New York-AL	.333	7	27	4	9	3	0	1	3	0	0	0	1	5	0	0	.357	.913
2018	Boston	.316	5	19	2	6	1	0	0	3	0	0	0	3	7	0	0	.409	.778
2019	New York-AL	.182	6	22	2	4	1	0	2	5	0	0	0	3	9	1	0	.280	.780
2020	Tampa Bay	.259	7	27	2	7	1	0	2	5	0	0	0	2	7	0	0	.310	.829
2021	Boston	.250	6	24	5	6	1	0	1	1	0	0	1	1	7	0	0	.308	.724
LCS Totals		.269	31	119	15	32	7	0	6	17	0	0	1	10	35	1	0	.331	.810

CORREA'S WORLD SERIES RECORD

YEAR	OPPONENT	AVG	G	AB	R	H	2B	3B	HR	RBI	SH	SF	HB	BB	SO	SB	CS	OBP	OPS
2017	Los Angeles-NL	.276	7	29	3	8	1	0	2	5	0	0	0	1	4	0	0	.300	.817
2019	Washington	.222	7	27	3	6	2	0	1	3	0	0	0	3	9	0	0	.300	.707
2021	Atlanta	.261	6	23	1	6	1	0	0	4	0	0	1	1	4	0	0	.320	.624
World Series Totals		.253	20	79	7	20	4	0	3	12	0	0	1	5	17	0	0	.306	.724





21

ANTHONY DESCLAFANI

RHP

H/W: 6-2/205 **B/T:** R/R
OPENING DAY AGE: 33
BORN: 4/18/1990 in Freehold, NJ
RESIDES: Rumson, NJ

ACQUIRED: Trade with SEA, 1/29/24
M.L. SERVICE TIME: 9 years, 62 days
OPTIONS USED: 1 of 3
CONTRACT STATUS: Signed thru 2024

PERSONAL: Anthony James DeSclafani (pronounced DEE-scla-fah-nee)...X: @ADEsclafani...Instagram: @adesclafani...wife, Lauren...son, Cru James (8/25/20)...Anthony was born in Freehold, NJ, which is located within the Raritan Valley region and is a suburb for New York City commuters and a regional commercial hub for Central New Jersey...graduated from Colts Neck High School (NJ)...played three seasons of college baseball at the University of Florida, leading the Gators to a College World Series appearance in 2011; they lost to South Carolina in the finals...made a \$60,000 annual donation to the Giants Community Fund in each of the three seasons with San Francisco...in spare time, enjoys spending time with his wife Lauren and son Cru...also enjoys the outdoors, cooking and playing guitar.

CAREER HIGHLIGHTS: Twins are sixth organization (Toronto - 2012, Miami - 2013-14, Cincinnati - 2015-20, San Francisco - 2021-23 and Seattle - January of 2024)...made major league debut on May 14, 2014 with Miami...Florida State League Mid-Season All-Star in 2013...Florida State League Pitcher of the Week on June 10, 2013...MiLB Organizational All-Star in 2013 (Miami)...Arizona Fall League Pitcher of the Week: November 11, 2014...*Baseball America* Major League All-Rookie Team in 2015.

POSTSEASON HIGHLIGHTS: Made one start with San Francisco in Game 4 of the 2021 NLDS at Los Angeles-NL, allowing two runs on five hits in 1.2 innings pitched, with no walks and two strikeouts.

2023:

- ✦ Opened third season with San Francisco as club's number four starter, marking first start on April 3 at Chicago-AL, pitching 6.0 shutout innings with three hits, no walks and four strikeouts in a Giants 12-3 victory.
- ✦ Went 3-1, 2.13 ERA (38.0 IP, 9 ER) with three walks and 30 strikeouts in first six starts from April 3-May 2.
- ✦ Reached the 900.0 career innings pitched mark on May 24 at Minnesota.
- ✦ Reached the 800 career strikeout mark on May 29 vs. Pittsburgh, fanning Andrew McCutchen in the fourth inning.
- ✦ Placed on 15-day Injured List on July 3 with right shoulder fatigue...pitched in one game on rehab assignment with ACL Giants Orange on July 13 and reinstated on July 18.
- ✦ Made two starts for Giants upon return from July 18-23, allowing four runs on 12 hits in 6.1 innings pitched but was placed back on 15-day IL with a right elbow flexor strain...transferred to 60-day IL on August 14 and shut down for rest of season.
- ✦ Held opponents to a .160 (4-for-25) batting average when throwing his curveball.
- ✦ Threw slider 44.8% of pitches, a pitch opponents hit .257 (45-for-175) with five home runs against.
- ✦ Finished season with a 61.8% mark for first pitch strike percentage, a figure that was improved 3.3% from 2022 (58.5%).
- ✦ Walked just 20 batters on season, the second-fewest in the National League and third-fewest in baseball (minimum of 95.0 innings pitched)...posted a 1.81 walks-per-9.0 innings pitched ratio, sixth lowest in the NL and 11th lowest in baseball...ranked in the 95th percentile in baseball in walk percentage (4.8%).
- ✦ Traded to Seattle along with Mitch Haniger and cash on January 5, 2024, in exchange for Robbie Ray.
- ✦ Traded to Minnesota from Seattle along with minor league pitcher Darren Bowen, right-handed reliever Justin Topa, minor league outfielder Gabriel Gonzalez and cash on January 29, 2024, in exchange for Jorge Polanco.

2022: Pitched second season with San Francisco...made only five starts due to a lingering ankle injury...placed on 10-day Injured List with right ankle inflammation on April 22 and transferred to 60-day IL on May 16...reinstated from the 60-day IL on June 21...returned to the 15-day IL with right ankle inflammation on July 1 (retro. June 28) and transferred to the 60-day IL on July 7 after electing to have ankle surgery, missing the remainder of the season...surgery performed by Dr. Robert Anderson in Green Bay, WI on July 21.

2021: Pitched first season with San Francisco after signing as free agent on offseason...signed three-year contract on November 22...posted career-best marks in wins (13), ERA (3.17) and WHIP (1.091) over 31 starts...recorded two complete games, tied for most in the National League...appeared in the Postseason for the first time in his career, making the start in Game 4 of the NLDS at Los Angeles-NL

2020: Pitched final season with Cincinnati and made nine appearances (7 starts) in pandemic-shortened season...last two appearances were out of the bullpen, his first relief outings since his rookie season in 2014...signed one-year contract as a free agent with the Giants on December 16.

2019: Pitched in fourth season with Cincinnati and made 31 starts with a career-high 167 strikeouts...set career-high with 11 strikeouts in 6.0 innings pitched on July 21 vs. St. Louis, allowing two runs (1 earned) on four hits with no walks but was dealt the loss in a 3-1 Giants defeat.

2018: Started third season with Cincinnati and opened season with a left oblique strain...reinstated on June 4, appearing in 21 games over the remainder of the season...second career double-digit strikeout total, fanning 10 on September 22 at Miami (5.2 IP).

2017: Missed the entire season with a sprained UCL in his right elbow...made three rehab appearances combined with AZL Reds and Class-A Dayton.

CAREER HIGHS

IP: 9.0, 3x, last 6/11/21 at WAS
Walks: 5, 5/1/15 at ATL
SO: 11, 9/21/19 vs. STL
CG: 3, last 6/11/21 at WAS
Low-Hit CG: 2, 6/11/21 at WAS
Win-Streak: 6, 6/21-7/25/16



2016: Opened second season with Reds and started season on the Injured List with a left oblique strain...reinstated on June 9, making 20 starts over the remainder of the season...set career-high winning six-straight decisions from June 21-July 25, a seven-start span...tossed his first career shutout on August 27 at Arizona, throwing 9.0 innings with one walk and nine strikeouts in 13-0 win.

2015: Pitched with Cincinnati for first season with Reds after offseason trade from Miami...recorded first career double-digit strikeout total, fanning 10 on September 12 vs. St. Louis (6.0 IP)...named to *Baseball America* Major League All-Rookie Team...led all National League rookies in starts (31) and innings pitched (184.2).

2014: Made major league debut on May 14, 2014 at Los Angeles-NL with Miami, earning the win and driving in two runs to become the sixth starting pitcher since 1914 to earn the win and record two RBI in his debut...appeared in 13 major league games (5 starts) over the course of the season, while also making 20 minor league appearances (19 starts) between Double-A Jacksonville and Triple-A New Orleans...pitched for Salt River in the Arizona Fall League...after season was traded to Cincinnati along with Chad Wallach, in exchange for Mat Latos on December 11.

2013: Split the season with High-A Jupiter (12 G) and Double-A Jacksonville (13 G), going 9-6 with a 2.65 ERA (38 ER, 129.0 IP) between the two stops...named Florida State League pitcher of the Week on June 10, pitching for Jupiter...named Florida State League Midseason All-Star...named Marlins MiLB.com organizational All-Star after season.

2012: Made professional debut with Class-A Lansing in the Blue Jays organization...traded to Miami on November 19 as part of a 12 player deal...the deal included the Blue Jays sending DeSclafani, Emilio Bonifacio, John Buck, Mark Buehrle, Josh Johnson, Jose Reyes and cash, while the Marlins received Henderson Alvarez, Yunel Escobar, Adeiny Hechavarria, Jake Marisnick, Jeff Mathis and Justin Nicolino.

PROFESSIONAL: Originally selected by Boston in 22nd round of 2008 First-Year Player Draft out of Colts Neck High School in Colts Neck, NY, but did not sign, electing to play collegiately...drafted by Toronto in sixth round of First-Year Player Draft out of the University of Florida in 2011...traded from Toronto to Miami as part of a 12-player deal on November 19, 2012...traded by Miami along with Chad Wallach to Cincinnati, in exchange for Mat Latos on December 11, 2014...granted free agency after 2020 season and signed as free agent with San Francisco on December 16, 2020...granted free agency on November 3, 2021 and re-signed with Giants on November 22, 2021...traded from San Francisco to Seattle, along with Mitch Haniger and cash, in exchange for Robbie Ray on January 5, 2024...traded by Seattle to Minnesota on January 29, 2024, along with Gabriel Gonzalez, Darren Bowen, Justin Topa and cash, in exchange for Jorge Polanco.

DESCLAFANI'S PITCHING RECORD

YEAR	CLUB	W-L	ERA	G	GS	CG	SH	SV	IP	H	R	ER	HR	HB	BB	SO	WP	K/9	BAA
2012	Lansing	11-3	3.37	28	21	0	0	0	123.0	145	55	46	3	3	25	92	6	6.7	.307
2013	Jupiter	4-2	1.67	12	12	0	0	0	54.0	48	18	10	3	1	9	53	3	8.8	.236
	Jacksonville	5-4	3.36	13	13	0	0	0	75.0	74	31	28	7	4	14	62	4	7.4	.263
2014	Jacksonville	3-4	4.19	8	8	0	0	0	43.0	45	20	20	4	0	10	38	2	8.0	.278
	New Orleans	3-3	3.49	12	11	0	0	0	59.1	48	23	23	2	4	21	59	4	8.9	.218
	MIAMI	2-2	6.27	13	5	0	0	0	33.0	40	23	23	4	2	5	26	2	7.1	.303
2015	CINCINNATI	9-13	4.05	31	31	0	0	0	184.2	194	93	83	17	5	55	151	6	7.4	.273
2016	Dayton	0-0	0.00	1	1	0	0	0	5.0	3	0	0	0	0	1	3	1	5.4	.176
	Pensacola	0-0	6.75	1	1	0	0	0	4.0	4	3	3	2	0	1	5	0	11.3	.250
	Louisville	0-1	5.54	3	3	0	0	0	13.0	12	8	8	4	0	0	11	0	7.6	.245
	CINCINNATI	9-5	3.28	20	20	1	1	0	123.1	120	51	45	16	4	30	105	6	7.7	.259
2017	AZL Reds	0-0	7.71	1	1	0	0	0	2.1	3	3	2	0	0	1	3	0	11.6	.273
	Dayton	0-1	16.62	2	2	0	0	0	4.1	10	8	8	3	0	0	6	0	12.5	.435
2018	Pensacola	0-1	2.25	2	2	0	0	0	8.0	5	3	2	0	0	1	12	0	13.5	.172
	Louisville	0-2	6.35	2	2	0	0	0	11.1	15	8	8	5	0	2	10	0	7.9	.319
	CINCINNATI	7-8	4.93	21	21	0	0	0	115.0	118	68	63	24	2	30	108	4	8.5	.266
2019	CINCINNATI	9-9	3.89	31	31	0	0	0	166.2	151	77	72	29	4	49	167	2	9.0	.238
2020	CINCINNATI	1-2	7.22	9	7	0	0	0	33.2	41	27	27	7	3	16	25	1	6.7	.301
2021	SAN FRANCISCO	13-7	3.17	31	31	2	2	0	167.2	141	61	59	19	2	42	152	7	8.2	.225
2022	Sacramento	0-1	4.76	2	2	0	0	0	5.2	8	4	3	0	0	3	5	0	7.9	.348
	SAN FRANCISCO	0-2	6.63	5	5	0	0	0	19.0	34	21	14	4	1	4	17	0	8.1	.400
2023	ACL Giants Orange	0-0	2.25	1	1	0	0	0	4.0	5	1	1	1	0	0	4	0	9.0	.313
	SAN FRANCISCO	4-8	4.88	19	18	0	0	0	99.2	105	59	54	15	4	20	79	3	7.1	.271
	Minor League Totals	26-22	3.54	88	80	0	0	0	412.0	425	185	162	34	12	88	363	20	7.9	.271
	Major League Totals	54-56	4.20	180	169	3	3	0	942.2	944	480	440	135	27	251	830	31	7.9	.261

DESCLAFANI'S PITCHING RECORD

YEAR	OPPONENT	W-L	ERA	G	GS	CG	SH	SV	IP	H	R	ER	HR	HB	BB	SO	WP	K/9	BAA
2021	Los Angeles-NL	0-1	10.80	1	0	0	0	0	1.2	5	2	2	0	0	0	2	0	10.8	.556

DESCLAFANI'S CAREER FIELDING RECORD

POSITION	PCT	G	PO	A	E	TC	DP	PB
Pitcher	.964	180	59	104	6	169	4	—

DESCLAFANI'S PROFESSIONAL INJURED LIST HISTORY

DATES	INJURY	LEVEL
July 27-end of 2023 season	Right Elbow Flexor Strain	San Francisco
July 2-18, 2023	Right Shoulder Fatigue	San Francisco
July 1, 2022-end of 2022 season	Right Ankle Surgery	San Francisco
April 22-June 21, 2022	Right Ankle Inflammation	San Francisco
August 19-29, 2021	Right Ankle Inflammation	San Francisco
August 3-13 2021	Right Rotator Cuff Strain/Shoulder Fatigue	San Francisco
July 20-August 2, 2020	Right Mild Teres Major Strain	Cincinnati
April 2, 2017-June 5, 2018	Right UCL Sprain	Cincinnati
March 25-June 10, 2016	Left Oblique Strain	Cincinnati



68

RANDY DOBNAK NON-ROSTER INVITE

RHP

H/W: 6-1/233 **B/T:** R/R
OPENING DAY AGE: 29
BORN: 1/17/1995 in South Park PA
RESIDES: Falling Waters, WV

ACQUIRED: Signed as undrafted free agent, 7/28/17
M.L. SERVICE: 3 years, 38 days
OPTIONS USED: 0 of 3
CONTRACT STATUS: Signed thru 2025 w/ club option for '26-'28

PERSONAL: Randy Travis William Dobnak (DAWB-nack)...Twitter: @Dobnak_...Instagram: @dobnak_... wife Aerial...daughter, River, born in December 2023...went undrafted out of Division II Alderson Broaddus University (WV) in 2017; Alderson Broaddus baseball retired his number 00 in December 2021...joined the Utica Unicorns of the United Shore Professional Baseball League for six weeks prior to signing with the Twins on July 28, 2017...while pitching for Utica, he earned extra money as an Uber driver with a rating of 4.99/5...had been driving Uber and Lyft since 2017...told MLB.com in 2019, "I have one four-star. I'm hoping it was a mistake. I don't remember doing anything bad"...also just prior to joining the big leagues, Dobnak worked as a consultant for Jordan Tax & Accounting Services in Bethel Park, PA (2017), an accounting clerk at Accountant and Associates in PA (2017), pizza delivery for Italian Village Pizza in South Park, PA (2012-13) and supermarket stocker at Foodland in Pittsburgh (2010-12)...participated in 2019-20 Twins Winter Caravan...he and his wife are very involved with St. Jude's Children's Research Hospital, raising thousands since his arrival in the major leagues in 2019...the couple married in September 2019...during one of Randy's starts leading up to the wedding, word of the couple's wedding registries went viral on social media in Twins Territory and fans purchased several items for the couple on their registry...immediately following this, the Dobnaks added an option to their registry: a direct link to donate funds to St. Jude's Children's Hospital, raising more than \$4,000...that following January, they flew to Memphis to meet with patients and learn more about how to support the St. Jude mission...the couple is very passionate about the cause after Aerial Dobnak lost a friend to cancer during her freshman year at Alderson Broaddus University...during August/September 2020, with help from Great Lakes Bat Co., the couple managed to raise \$25,000 for St. Jude through T-shirt sales; the shirt has Randy's signature look with a silhouette image of his face with in-game glasses and fu manchu mustache...in September 2021, the Dobnaks took part in the St. Jude virtual 5K walk/run event, helping to raise nearly \$5,000...he and his wife bought their first home over 2020 Christmas in Falling Waters, WV...uses warm-up song "Take Me Home, Country Roads" by John Denver...posted a video on Twitter/Instagram in mid-November 2021 surprising his parents around their birthdays that he would pay off the remaining amount on their mortgage at their home in Pennsylvania.

CAREER HIGHLIGHTS: Set Triple-A St. Paul Saints franchise single-season strikeout record with 107th strikeout on September 14, 2023 at Iowa, fanning David Bote...previous record held by Ronny Henriquez (106 in 2022)...made major league debut August 9, 2019 vs. Cleveland, pitching 4.0 scoreless innings of relief...recorded first major league win September 20, 2019 vs. Kansas City...winner of 2019 Jim Rantz Award for Twins minor league Pitcher of the Year.

POSTSEASON CAREER: **2020:** Was on Postseason roster for AL Wild Card Series vs. Houston but did not appear...**2019:** Started Game 2 of the ALDS October 5, 2019 at New York-AL, allowing four runs on six hits in 2.0 innings pitched...became the fourth rookie pitcher in Twins history (6th occurrence) to start a Postseason game, 18th to ever pitch in one...prior to Dobnak, the last Twins rookie to start in the Postseason was Brian Duensing in 2009 in Game 1 of the ALDS at New York-AL...the two other rookies to start in the Postseason for the Twins: Boof Bonser (Game 2, ALDS vs. OAK in 2006) and Les Straker (3 starts in 1987; Game 3 of ALCS at DET, Game 3 of WS at STL and Game 6 of WS vs. STL).

2023:

- Spent fourth career spring training with Minnesota...reassigned to minor league camp on March 22 and spent entire season with Triple-A St. Paul.
- Was Saints' number two starter, making first start on April 2 at Toledo, allowing one run on three hits in 4.2 innings pitched, with five walks and five strikeouts.
- Earned fourth professional save on May 12 vs. Indianapolis, pitching 3.0 shutout innings in a Saints 2-1 victory.
- Set season-high with seven strikeouts three times: June 14 at Louisville (5.1 IP), August 3 at Columbus (5.0 IP) and September 21 vs. Toledo (6.0 IP).
- Went 0-1, 3.15 ERA (20.0 IP, 7 ER) with seven walks and 19 strikeouts in five July games (4 starts).
- Set St. Paul Saints single-season strikeout record with 107th strikeout on September 14 at Iowa, fanning David Bote...previous record held by Ronny Henriquez (106 in 2022).
- Held left-handed batters to a .289 average, compared to .302 vs. right-handed batters.
- Led Saints staff in starts (26), innings pitched (126.1) and strikeouts (115).
- Tied for second in International League in starts, sixth in strikeouts and tied for seventh in innings pitched...among all Triple-A pitchers, ranked tied for sixth in starts, tied for 13th in innings pitched and 15th in strikeouts.

2022: Began the season on 60-day Injured List with a right middle finger sprain (placed on March 21, also to make room on the 40-man roster for Jhon Romero)...worked out at Twins spring training complex in Fort Myers, Florida all summer...made eight total rehab outings, two with FCL Twins, one with Low-A Fort Myers and five with Triple-A St. Paul...removed from 60-day IL and outrighted off the 40-man roster on September 14...made

CAREER HIGHS

IP: 7.0, 9/3/21 at TB
SO: 6, 9/25/19 at DET
Walks: 3, 6/9/21 vs. NYY
CG: --
Low-Hit CG: --
Win-Streak: 5, 7/31-8/22/20



three starts for Saints after Sept. 14, going 0-1, 2.38 ERA (11.1 IP, 3 ER), eight walks, 12 strikeouts and a .175 (7-for-40) opponent batting average in those outings...overall went 1-2, 4.32 ERA (25.0 IP, 12 ER), 16 walks, 23 strikeouts and a 1.56 WHIP in 11 games (6 starts) in the minors, including rehab.

2021: Spent second spring training with Minnesota and signed a five-year contract extension on March 29 that included club options for 2026, '27 and '28...made Twins Opening Day roster for second time in career and began season out of the bullpen...was dealt the loss on Opening Day April 1 at Milwaukee, allowing one unearned run in the bottom of the 10th inning in a Twins 6-5 defeat...went 0-3, 8.16 ERA (14.1 IP, 13 ER) with three walks and 11 strikeouts in seven relief appearances from April 1-May 1 and was optioned to Triple-A St. Paul May 2...made three appearances for the Saints from May 6-16, posting a 3.38 ERA (13.1 IP, 5 ER) and an opponent batting average of .213 (10-for-47), earning a recall by Minnesota May 21...made first start of season May 21 at Cleveland, pitching 6.0 shutout innings with three hits allowed, two walks and five strikeouts, earning his first win of the season in a 10-0 Twins victory...pitched primarily out of the rotation from May 21-June 19 and went 1-3, 7.67 ERA (29.1 IP, 25 ER) in five starts until being placed on the 10-day Injured List with a right middle finger strain June 24...made two starts on rehab assignment, one August 21 for Low-A Fort Myers and the other August 26 for St. Paul; returned and reinstated September 1...made final appearance of season in a start September 3 at Tampa Bay, setting a career high with 7.0 innings pitched, allowing five earned runs on six hits...placed back on 10-day Injured List September 9 with a right middle finger strain for second time...transferred to 60-day IL September 11...placed on 60-day Injured List with a right middle finger strain March 21, 2022.

2020: Started season in Twins rotation with Jake Odorizzi on the 10-day Injured List (right intercostal strain), Dobnak's first Opening Day roster of career...made first start of season in club's second game July 25 at Chicago-AL, allowing one run on three hits in 4.0 innings pitched and was dealt the loss...posted career-best 13.0-inning scoreless streak from July 25-August 10, the longest individual scoreless streak by a Twins pitcher in 2020...did not allow a home run in first four starts (20.0 innings) until a Hunter Dozier first-inning three-run shot August 16 at Kansas City...allowed just one run in first three starts over a total of 15.0 innings pitched (0.60 ERA) July 25-August 5...won a career-best five consecutive starts July 31-August 22, going 5-0, 1.71 ERA (26.1 IP, 5 ER) with five walks and 13 strikeouts during that span...marked longest win streak by a Twins rookie starter since Tyler Duffey won five-straight decisions from August 15-September 26, 2015...also marked the first time a Twins rookie starter won at least five-straight starts since Francisco Liriano won six starts in a row from June 11-July 8, 2006...tied with Marco Gonzales and Zach Davies for the second-longest streak in baseball, trailing Yu Darvish (7)...streak was snapped August 29 at Detroit, allowing career-highs in hits (12) and earned runs (6) over 4.1 innings pitched in a 8-2 loss...went 1-3, 8.27 ERA (16.1 IP, 15 ER) with six walks and 11 strikeouts in a four-start stretch August 29-September 15...optioned to alternate training site in St. Paul September 16 (Odorizzi reinstated)...allowed just three homers in 46.2 innings on the season...allowed just four longballs in his first 75.0 career innings, good for a 0.48 homers-per-9.0 ratio, best in MLB from his debut on August 9, 2019 through the end of the 2020 season (min 75.0 IP)...induced nine double plays on the season, tied for third most in the AL and tied for fifth most in MLB...induced three in back-to-back starts August 22-29, tying the Twins record (1961-present) for most consecutive starts with at least three GIDPs, shared by eight other pitchers; the last to turn the trick, other than Dobnak, was Mike Pelfrey from June 7-13, 2015...hit two batters in consecutive starts Sept. 8-15, tying the Twins record (Ricky Nolasco, August 26-31, 2014)...ranked first among American League rookies in walks-per-9.0 IP (2.51), tied for first in wins (6) and sixth in innings pitched (46.2)...was on Postseason roster for AL Wild Card Series with Houston but did not appear...named Bill Boni Award winner for Twins Most Outstanding Rookie, an award voted on by the Twin Cities Chapter of the BBWAA.

2019: Made stops at three levels of the Twins minor league system, beginning with High-A Fort Myers, where he would allow one run over four starts (22.1 IP) for a 0.40 ERA...promoted to Double-A Pensacola on May 2 where he went 4-2, 2.57 ERA (66.2 IP, 19 ER) over 11 games (10 starts)...made two stints with Triple-A Rochester, combining to go 4-1, 2.00 ERA (36.0 IP, 8 ER)...earned Twins minor league Pitcher of the Week for the week ending July 28 after making two starts with the Red Wings, going 2-0 with a 1.46 ERA (12.1 IP, 2 ER) with seven hits, a hit batsman, three walks and 10 strikeouts...had contract selected by Minnesota August 8...made major league debut August 9 vs. Cleveland, pitching 4.0 scoreless innings of relief...recorded first major league strikeout, fanning Roberto Pérez...began career with 9.0 scoreless innings until allowing two runs in a start September 8 vs. Cleveland...earned first major league win September 20 vs. Kansas City, allowing one run on three hits in 5.1 innings pitched...pitched 6.0 innings with just one hit allowed September 25 at Detroit, becoming the second rookie in Twins/Senators franchise history to throw at least 6.0 innings while allowing no more than one batter to reach safely via hit, walk or hit-by-pitch...previous Twins pitcher was Camilo Pascual on September 14, 1954 at Cleveland...Minnesota's 5-1 win that night, paired with Cleveland's loss, allowed the Twins to clinch the AL Central division title...left team following the game on September 26 in Detroit to attend his wedding on September 28 in Maryland Line, MD...started Game 2 of the ALDS October 5, 2019 at New York-AL, allowing four runs on six hits in 2.0 innings pitched...became the fourth rookie in Twins history (6th occurrence) to start a Postseason game, 18th to ever pitch in one...prior to Dobnak, the last Twins rookie to start in the Postseason was Brian Duensing in 2009 in Game 1 of the ALDS at New York-AL...the two other rookies to start in the Postseason for the Twins: Boof Bonser (Game 2, ALDS vs. OAK in 2006) and Les Straker (3 starts in 1987, 1 in ALCS at DET, 2 in WS at/Vs. STL)...earned Jim Rantz Award for Twins minor league Pitcher of the Year after combining to go 12-4, 2.07 ERA (135.0 IP, 31 ER) in 24 games (21 starts) across three levels...named starting pitcher on Twins MLB.com organization All-Star team.

EMPLOYEE OF THE MONTH

Prior to joining the big leagues, Dobnak worked as a consultant for Jordan Tax & Accounting Services in Bethel Park, PA (2017), an accounting clerk at Accountant and Associates in PA (2017), pizza delivery for Italian Village Pizza in South Park, PA (2012-13) and supermarket stocker at Foodland in Pittsburgh (2010-12).

2018: Went 10-5 with a 3.14 ERA with Low-A Cedar Rapids, amassing 129.0 IP, 138 hits, 45 earned runs and an 84/25 SO/BB ratio...finished the year third in the MWL in ERA among qualifying pitchers, tied for third in wins and 10th in innings pitched.

2017: Only pitched in six games (4 starts) between Rookie-Elizabethton and Low-A Cedar Rapids, going 2-0 with a combined 2.43 ERA (33.1 IP, 9 ER) and 23 strikeouts...signed with the Twins on July 28.

AMATEUR CAREER: Spent six weeks playing for the Utica Unicorns of the United Shore Professional Baseball League prior to signing with Twins...in six games with the Unicorns, finished with a 3-0 record in 35.0 innings pitched while allowing just 22 hits, six walks, and had 29 strikeouts...had a 2.31 ERA and WHIP of just 0.80...in 2016 with Alderson-Broadbuss College, finished with a 7-3 overall record with five complete games...led the G-MAC in strikeouts with 89 and ranked 43rd in NCAA Division II in strikeouts...opponents hit just .246 against him and allowed only three home runs...prior to 2016 was named as a player to watch by *Collegiate Baseball Newspaper*...finished with two G-MAC Pitcher of the Week honors in 2016...was also named to the G-MAC First-Team All-Conference team as well as on the CCA All-Midwest region team...following season was named to the Rawlings All-Midwest Region team sponsored by the American Baseball Coaches Association...recorded one no-hitter against

DOUBLE ZERO

Randy went undrafted out of Division II Alderson Broadbuss University, located in Philippi, West Virginia, a two-hour drive south of Pittsburgh, near where he grew up. The University retired his number 00 at halftime of a basketball game on December 4, 2017, while celebrating the five-year reunion of the 2016 GMAC championship baseball team.

Bluefield State with one walk and finished fourth in the NCAA with eight complete games in 2015...during his freshman season, finished with a 6-1 record and two complete games finished with a 2.02 ERA...gave up just one home run all season and finished with 9.47 strikeouts per game.

PROFESSIONAL: Signed by the Twins as an undrafted free agent on July 28, 2017; signed by scout Bill Milos.

DOBNAK'S PITCHING RECORD

YEAR	CLUB	W-L	ERA	G	GS	CG	SHO	SV	IP	H	R	ER	HR	HB	BB	SO	WP	K/9	BAA
2017	Elizabethhton	2-0	2.39	5	3	0	0	1	26.1	19	7	7	3	1	6	22	0	2.1	.198
	Cedar Rapids	0-0	2.57	1	1	0	0	0	7.0	6	2	2	0	0	1	1	0	1.3	.240
2018	Cedar Rapids	10-5	3.14	24	20	1	0	0	129.0	138	51	45	6	4	25	84	3	5.9	.274
2019	Fort Myers	3-0	0.40	4	4	0	0	0	22.1	18	1	1	0	1	4	14	0	5.6	.225
	Pensacola	4-2	2.57	11	10	1	0	0	66.2	58	23	19	6	2	6	61	2	8.2	.231
	Rochester	5-2	2.15	9	7	0	0	0	46.0	28	12	11	0	2	18	34	3	6.7	.175
	MINNESOTA	2-1	1.59	9	5	0	0	1	28.1	27	9	5	1	3	5	23	0	7.3	.245
2020	MINNESOTA	6-4	4.05	10	10	0	0	0	46.2	50	21	21	3	4	13	27	0	5.2	.278
2021	Fort Myers	0-0	0.00	1	1	0	0	0	3.0	0	0	0	0	0	0	5	0	15.0	.000
	St. Paul	0-1	3.00	4	4	0	0	0	18.0	15	6	6	0	1	10	13	0	6.5	.234
	MINNESOTA	1-7	7.64	14	6	0	0	1	50.2	66	44	43	11	1	12	27	2	4.8	.310
2022	FCL Twins	0-0	0.00	2	2	0	0	0	3.0	4	0	0	0	0	0	4	0	12.0	.308
	Fort Myers	0-0	0.00	1	1	0	0	0	2.0	1	0	0	0	0	0	0	0	0.0	.143
	St. Paul	1-2	5.40	8	3	0	0	0	20.0	18	12	12	3	2	16	19	1	8.6	.240
2023	St. Paul	5-9	5.13	31	26	0	0	1	126.1	148	82	72	12	5	61	115	1	8.2	.295
Minor League Totals		30-21	3.35	101	82	2	0	2	469.2	453	196	175	30	18	147	372	10	7.1	.254
Major League Totals		9-12	4.94	33	21	0	0	2	125.2	143	74	69	15	8	30	77	2	5.5	.284

DOBNAK'S DIVISION SERIES RECORD

YEAR	OPPONENT	W-L	ERA	G	GS	CG	SH	SV	IP	H	R	ER	HR	HB	BB	SO	WP	K/9	BAA
2019	New York-AL	0-1	18.00	1	0	0	0	0	2.0	6	4	4	0	0	2	0	0	0.0	.545

DOBNAK'S CAREER FIELDING RECORD

POSITION	PCT	G	PO	A	E	TC	DP	PB
Pitcher	.958	33	9	14	1	24	0	—

DOBNAK'S PROFESSIONAL INJURED LIST HISTORY

DATES	INJURY	LEVEL
March 21-September 14, 2022.....	Right Middle Finger Sprain	Minnesota
September 9-end of 2021 season	Right Middle Finger Strain	Minnesota
June 24-September 1, 2021	Right Middle Finger Strain	Minnesota
April 12-22, 2018.....	Left Groin Strain.....	Low-A Cedar Rapids.....

TWINS LONGEST SINGLE-SEASON LOSING STREAKS

GAMES	DATES	OPPOSITION
14	May 19-June 2, 1982	Baltimore 2, New York-AL 6, Cleveland 6
13	May 26-June 7, 1961	Washington-AL 3, Cleveland 2, Detroit 4, New York-AL 4
13	August 18-31, 2016	Kansas City 4, Detroit 3, Toronto 3, Cleveland 3
11	September 9-21, 2011	Detroit 3, Kansas City 2, Cleveland 3, New York-AL 1, Seattle 2
10	May 21-June 1, 1985	Boston 5, Milwaukee 5
10	August 9-19, 1997.....	New York-AL 3, Toronto 2, Boston 4, Detroit 1
10	September 9-19, 1998.....	Anaheim 1, Oakland 3, Seattle 2, Cleveland 2, Detroit 2
10	May 14-24, 2013	Chicago-AL 2, Boston 3, Atlanta 3, Detroit 2
9	August 9-15, 1970.....	Oakland 3, Washington-AL 3, Boston 3
9	April 16-26, 1978	Seattle 2, Oakland 5, California 2
9	July 13-21, 1978	Baltimore 3, Boston 4, New York-AL 2
9	August 1-9, 1980.....	Baltimore 3, Oakland 3, California 3
9	April 11-20, 1985	California 4, Seattle 3, Oakland 2
9	June 7-16, 1990.....	Toronto 4, Chicago-AL 3, Kansas City 2
9	August 15-24, 1990.....	Cleveland 2, Toronto 3, Kansas City 3, Texas 1
9	June 15-23, 1993.....	Toronto 2, New York-AL 4, Boston 3
9	May 7-16, 2011	Boston 3, Detroit 2, Toronto 3, Seattle 1
9	April 4-14, 2016	Baltimore 3, Kansas City 3, Chicago-AL 3

PLAYERS



54

DANIEL DUARTE

NON-ROSTER INVITE

RHP

H/W: 6-0/239 **B/T:** R/R
OPENING DAY AGE: 27
BORN: 12/4/1996 in Huatabampo, MX
RESIDES: Gilbert, AZ

ACQUIRED: Claimed off waivers from TEX, 2/2/24
M.L. SERVICE: 1 year, 87 days
OPTIONS USED: 1 of 3
CONTRACT STATUS: Signed thru 2024

PERSONAL: Daniel Francisco Duarte Perez...X: @duartedaniel53...Instagram: @d_duarte_53...wife, Arleen...the couple has two young children...is a soccer fan, attending FC Cincinnati games while playing for the Reds...attended Reds Youth Academy in September of 2023, doing a Q&A with kids and assisting with a hitting/pitching clinic.

CAREER HIGHLIGHTS: Twins are fourth organization (Texas - 2015-16, Kansas City - 2018-19 & Cincinnati - 2021-23...was on Mexico's 2023 World Baseball Classic provisional roster but did not pitch in the tourney... made major league debut on April 8, 2022 with Cincinnati...first career win on June 30, 2023 vs. San Diego, pitching 0.1 inning of relief for the Reds...selected by Kansas City in minor league phase of 2017 Rule 5 Draft.

POSTSEASON CAREER: Has never appeared at major league level.

2023:

- Was on Mexico's 2023 World Baseball Classic provisional roster but did not pitch.
- Was in Reds spring training as non-roster invite and began season at Triple-A Louisville.
- Appeared in 26 games for Louisville and recalled by Cincinnati on June 13...one of four stints with the Reds on season.
- Earned first major league win on June 30 vs. San Diego, pitching 0.1 inning.
- Served as Reds 27th player for doubleheader on August 13 and earned first career save with a perfect 10th inning.
- Placed on 15-day Injured List with right shoulder tightness on September 29 and missed the final three games of season...was 30th of 30 players placed on the Reds IL on season.
- Combined to go 7-0, 3.51 ERA (66.2 IP, 26 ER) with eight saves, 37 walks, 62 strikeouts and a .201 opponent batting average at both levels combined...held left-handed batters to a .170 average (.553 OPS), compared to .228 vs. right-handers (.690 OPS).
- Designated for release or assignment by Texas on January 26, 2024 and claimed off waivers by Minnesota on February 2.
- DFA'd by Minnesota on February 6 when the club added to their roster (Jay Jackson, Carlos Santana and Zack Weiss)...cleared waivers and re-signed to minor league contract with spring training invite on February 13.

2022: Missed most of the season with a right elbow injury...wore #82 during spring training camp and #41 during the regular season...on 11/18 was not tendered a contract for the 2023 season but 3 days later was re-signed by the Reds to a minor league contract and invited to 2023 Major League spring training camp...made the Reds' Opening Day roster...was 1 of 3 pitchers with 0.000 days of service time (Alexis Diaz, Hunter Greene) and 1 of 9 Reds pitchers with less than 1.000 year of service time...made 2 apps before he was optioned to Louisville on 4/13, when the Reds promoted LHP Nick Lodolo to make his Major League debut in a start that afternoon vs Cle...made 1 appearance for the Bats, on 4/15, before rejoining the Reds in Los Angeles the next night, after CF Nick Senzel went on the injured list...threw 1.0 inning in that night's game, on 4/16 at LAD, and the next day went on the injured list with right elbow inflammation...missed 143 games (4/17-9/24)...transferred from the 15-day to the 60-day injured list on 4/23, when OF Tyler Naquin was reinstated from the injured list...on 9/25, following 8 rehab apps for Louisville (0-1, 10.80, 6.2ip, 8h, 8r, 8er, 6bb, 6k, 1hr, 2.10whip, .296baa), was reinstated from the 60-day IL and optioned to Louisville...made 1 more appearance for the Bats before the minor league season ended...in the 7-6 Reds loss on 4/8 at Atl threw a scoreless sixth inning in his Major League debut...struck out his first and fourth batters (Ozzie Albies, Marcell Ozuna)...in spring training posted a 6.75 ERA in 4 relief apps (4ip, 7h, 3er, 2bb, 5k, .412baa)...following the season pitched for Caneros de los Mochis in the Mexican Winter League (5g, 0-0, 3.86, 4.2ip, 7h, 2er, 1bb, 0k, 1hr).

2021: Went unsigned over the spring months but signed by Reds to minor league contract on June 24 and assigned to rookie ACL Reds...was promoted to Class A Dayton on July 1, to Double-A Chattanooga on August 9 and to Triple-A Louisville on September 20...in 19 relief appearances at the four affiliates combined to finish 2-2, 4.56 with eight saves in 11 chances (1.39 WHIP, .236 BAA)...following the season played for Caneros de los Mochis in the Mexican Pacific Winter League (17 G, 1-0, 1.04, 1 SV, 17.1 IP, 9 H, 2 ER, 4 BB, 22 K, 1 HR, .150 BAA)...on November 19 was added to the Reds 40-man roster.

CAREER HIGHS

IP: 2.0 8/28/23 at SF
SO: 3, 7/15/23 vs. MIL
Walks: 3, 2x, last 9/22/23 vs. PIT
CG: --
Low-Hit CG: --
Save-Strike: 3, 6/30/23-present



2020: Signed with Cincinnati in February but never pitched for Reds and there was no minor league season due to COVID-19...released by Reds on June 1...pitched for Los Mochis in the Mexican Pacific Winter League and for Mexico in the Caribbean Series.

2019: Split season at three levels of Royals minor league system (AZL Royals, Single-A Lexington and Single-A Wilmington), combining to go 2-0, 6.26 ERA (27.1 IP, 17 ER) in 17 games...pitched for Mexico in the Caribbean Series following the season, making just one appearance.

2018: Made debut in the Royals' organization...selected by Kansas City in minor league phase of 2017 Rule 5 Draft...held opponents without an earned run in 14.0 innings over his first seven appearances of the season with Idaho Falls...pitched for Los Mochis in the Mexican Pacific Winter League following the season, making 32 appearances.

2017: Loaned by Texas to the Quintana Roo of the Mexican League, where he went 6-1, 1.96 ERA (36.2 IP, 8 ER)...returned to Texas following the season...pitched for Obregon in the Mexican Pacific Winter League following the season, making 22 appearances.

2016: Limited for second-straight season with a right elbow injury, appearing for the DSL Rangers 1 for 12 games (11 starts).

2015: Limited to four appearances with the AZL and finished the season on the disabled list with a right elbow injury.

PROFESSIONAL: Originally signed by Texas as non-drafted free agent on July 2, 2013...selected by Kansas City in minor league phase of 2017 Rule 5 Draft...signed by Reds to minor league contract on February 8, 2020...released by Reds on June 1, 2020...re-signed with Cincinnati on minor league contract on June 24, 2021...re-signed another minor league contract with Reds on November 21, 2022...DFA'd by Reds on January 15, 2024 and claimed off waivers by Texas January 16...DFA'd by Rangers on January 26 and claimed off waivers by Minnesota on February 2 (Ryan Jensen DFA'd to make room on 40-man)...DFA'd by Twins in February of 2024, cleared waivers and signed minor league contract February 13.

DUARTE'S PITCHING RECORD

YEAR	CLUB	W-L	ERA	G	GS	CG	SH	SV	IP	H	R	ER	HR	HB	BB	SO	WP	K/9	BAA
2015	AZL Rangers	0-1	5.68	4	2	0	0	0	6.1	6	4	4	0	0	2	3	2	4.3	.250
2016	DSL Rangers 1	6-3	3.05	12	11	1	0	0	59.0	66	24	20	2	3	13	44	9	6.7	.282
2017	Quintana Roo (Mex)	6-1	1.96	37	0	0	0	0	36.2	31	11	8	2	1	10	32	1	7.9	--
2018	Idaho Falls	0-1	0.00	7	0	0	0	1	14.0	12	1	0	0	0	3	14	1	9.0	.235
	Lexington	1-0	2.31	6	0	0	0	0	11.2	8	3	3	1	0	5	11	0	8.5	.195
2019	AZL Royals	0-0	1.69	4	0	0	0	0	5.1	6	3	1	0	0	1	6	1	10.1	.273
	Lexington	1-0	15.75	3	0	0	0	0	4.0	9	7	7	2	0	4	4	2	9.0	.429
	Wilmington	1-0	4.50	10	0	0	0	0	18.0	21	9	9	0	1	5	16	6	8.0	.304
2020	Los Mochis (Mex)	1-3	3.86	11	3	0	0	0	21.0	17	9	9	1	2	13	14	3	6.0	--
2021	ACL Reds	0-0	9.00	1	0	0	0	0	2.0	2	2	2	1	0	1	3	0	13.5	.250
	Dayton	0-1	3.38	4	0	0	0	1	5.1	5	2	2	0	0	6	4	0	6.8	.263
	Chattanooga	0-1	5.84	11	0	0	0	6	12.1	14	8	8	2	1	5	18	3	13.1	.280
	Louisville	2-0	0.00	3	0	0	0	1	4.0	0	0	0	0	0	7	0	15.8	.000	
2022	Louisville	0-1	9.39	10	0	0	0	0	7.2	8	8	8	1	0	6	7	1	8.2	.276
	CINCINNATI	0-0	10.13	3	0	0	0	0	2.2	3	3	3	1	0	3	2	0	6.8	.300
2023	Louisville	4-0	3.34	32	0	0	0	7	35.0	24	14	13	0	7	17	39	3	10.0	.192
	CINCINNATI	3-0	3.69	31	0	0	0	1	31.2	24	14	13	5	1	20	23	1	6.5	.211
	Minor League Totals	23-10	3.52	165	13	1	1	16	240.1	232	105	94	12	13	86	227	32	8.5	.256
	Major League Totals	3-0	4.19	34	0	0	0	1	34.1	27	17	16	6	1	23	25	1	6.6	.218

DUARTE'S CAREER FIELDING RECORD

POSITION	PCT	G	PO	A	E	TC	DP	PB
Pitcher	1.000	34	3	3	0	6	0	—

DUARTE'S PROFESSIONAL INJURED LIST HISTORY

DATES	INJURY	LEVEL
September 29-end of 2023	Right Shoulder Tightness	Cincinnati
April 17-September 24, 2022	Right Elbow Inflammation	Cincinnati
August 28-end of 2019 season	Right Elbow Inflammation	Single-A Lexington
May 21-August 13, 2019	Right Elbow Inflammation	Single-A Wilmington
July 7-end of 2015 season	Right UCL Injury	AZL Rangers
July 4-end of 2014 season	Right UCL Injury	DSL Rangers



59

JHOAN DURAN

RHP

H/W: 6-5/260 **B/T:** R/R
OPENING DAY AGE: 26
BORN: 1/8/1998 in Esperanza, DR
RESIDES: Esperanza, DR

ACQUIRED: Trade with ARI, 7/27/18
M.L. SERVICE: 2 years
OPTIONS USED: 2 of 3
CONTRACT STATUS: Signed thru 2024

PERSONAL: Jhoan Manuel Duran (pronounced jo-AHN doo-RAN) Sanchez...X: @JhoanDuran14...Instagram: @jhoan_duran59...wife, Aida...children, Ray, Amy and Jacob...earned high school equivalency diploma on January 29, 2020 after a two-year course of study to become part of the second graduating class of the Twins' baseball academy in the Dominican Republic...has spent a lot of time learning English over the last couple years...when he goes home to the Dominican Republic in the offseason, he doesn't speak any English and often forgets parts of the language, but makes an effort to learn as much as he can from his teammates and coaches immediately when spring training starts...fan of the TV show "The Simpsons"...claims his hidden talent is that he is a good cook ...participated in 2023 and 2024 TwinsFest at Target Field.

CAREER HIGHLIGHTS: Made major league debut on April 8, 2022 vs. Seattle...threw a pitch 104.6 mph three times in 2023 and 104.8 mph once, the fastest pitch of career and fastest pitch in Twins history...led baseball in 2022 in pitches of at least 100 miles-per-hour with 392...led baseball in average four-seam fastball velocity (100.8 mph), splitter velocity (96.4 mph) and second in curveball velocity (87.8 mph); entering 2022 season, Twins pitchers had combined to throw just 30 pitches of 100-plus in the Statcast Era (Jorge Alcalá had the most with 15 from 2020-21)...given 2022 Joseph W. Haynes Award as Twins Pitcher of the Year and the Bill Boni Award as Twins Most Outstanding Rookie, both awards voted on by the Twin Cities Chapter of the BBWAA...ranked as sixth-best prospect in Twins system by MLB.com, entering 2022...ranked as fifth-best prospect and best fastball in Twins system by *Baseball America* and Twins fifth-best prospect by MLB.com in 2020...entered 2019 as the seventh-best prospect in the Twins system by *Baseball America*...finished 2019 ranked as ninth-best prospect in Twins system by MLB.com...added to Twins 40-man roster November 20, 2019...ranked as sixth-best prospect and best changeup in Twins system by *Baseball America* following 2019 season...traded to Minnesota from Arizona along with outfielders Ernie De La Trinidad and Gabriel Maciell on July 27, 2018 in exchange for Eduardo Escobar.

POSTSEASON CAREER: 2023: Appeared in four games for Twins, going 0-0, 0.00 ERA (5.0 IP) with two saves (2 opportunities), two hits allowed, one walk and six strikeouts vs. Toronto (ALWCS) and Houston (ALDS)...saved both games vs. Toronto in ALWCS sweep at Target Field, striking out two in 1.0 inning in Game 1 and three in 1.0 inning in Game 2...saved a 3-1 victory in Game 1 on October 3, ending the Twins' MLB record 18-game playoff losing streak...the Game 1 save marked the first for a Twin in a Postseason game since Joe Nathan saved Game 1 of the ALDS on October 5, 2004 at New York-AL...saved a 2-0 victory in Game 2 on October 4, securing the series victory, the Twins' first series win in the Postseason since 2002...pitched in two games in ALDS vs. Houston, pitching 1.0 scoreless inning in Game 2 at Minute Maid Park (6-2 win) and 2.0 scoreless innings in the Game 4 elimination game at Target Field (3-2 loss).

2023:

- ✦ Made Twins Opening Day roster for second time in career and second consecutively.
- ✦ Earned the save on Opening Day on March 30 at Kansas City, pitching 1.0 scoreless inning with one walk and one strikeout, closing a Twins 2-0 victory.
- ✦ Set career high with three walks on April 29 vs. Kansas City and was dealt first loss of season, allowing a ninth-inning run to break a 2-2 tie.
- ✦ Threw a split-finger pitch 101.9 mph on May 20 at Los Angeles-AL in an at-bat to Chad Wallach (ball), the fastest offspeed pitch ever recorded...threw another splitter at 101.1 mph on August 1 at St. Louis in an at-bat to Jordan Walker (swinging strike).
- ✦ Had season-long save streak of seven from April 12-June 17; posted 1.14 ERA (23.2 IP, 3 ER) in 21 games during span.
- ✦ Struck out multiple batters in six-straight appearances from May 15-June 2, tied for seventh-best streak in Twins history.
- ✦ Threw pitches at 104.0 mph, 104.4 mph and 104.6 mph on May 24 vs. San Francisco, setting career highs at the time and highest mark in Twins history...the 104.6 mph pitch tied for eighth-fastest pitch by any hurler in Statcast Era (2015-present).
- ✦ Tied season/career high with 104.6 mph pitch to Myles Straw on June 2 vs. Cleveland.
- ✦ Threw season-high 38 pitches (2.0 IP) on June 9 at Toronto.
- ✦ Posted a stretch where he pitched 2.0 innings of relief five times in a span of 12 appearances from May 10-June 21, posting a 1.10 ERA (16.1 IP, 2 ER) during that span...Twins went 10-2 in that time frame.
- ✦ Threw fastest pitch of career/by a Twins pitcher in the Statcast Era (2015-present), a 104.8 mph pitch to Eugenio Suárez on July 19 vs. Seattle.
- ✦ Posted monthly ERAs of 2.79 (9.2 IP, 3 ER) in 11 April games, 0.00 ERA (10.2 IP) in eight May games, 1.86 ERA (9.2 IP, 2 ER) in eight June games, 6.52 ERA (9.2 IP, 7 ER) in 10 July games, 2.84 ERA (12.2 IP, 4 ER) in 12 August games and 1.00 ERA (9.0 IP, 1 ER) in nine September games.
- ✦ Went 0-2, 2.27 ERA (31.2 IP, 8 ER) with opponents hitting .200 in 30 home games and 3-4, 2.64 ERA (30.2 IP, 9 ER) with opponents hitting .214 in 29 road games.

CAREER HIGHS

IP: 2.0, 15x, last 6/21/23 vs. BOS
SO: 5, 5/7/22 vs. OAK
Walks: 3, 4/29/23 vs. KC
CG: --
Low-Hit CG: --
Save-Streak: 10, 5/2/22-4/8/23



MLB PITCHING LEADERS

PITCHES THROWN 100+ MPH SINCE 2022	
1. Jhoan Duran.....	865
2. Jordan Hicks.....	744
3. Félix Bautista.....	498
4. Hunter Greene.....	437
5. Ryan Helsley.....	388



A GLOVE STORY

Jhoan had a custom glove made by 44 Pro this offseason. The outside part of the pocket has stitching of a heart and below the heart is the names of his wife, Aida, and three kids, Ray, Amy and Jacob. There is also a Dominican flag inside the 44 logo by the thumb. The final touch is red and orange flames on the back of the finger tips and red, orange and yellow stitching around the entire glove - symbolizing fire.

- Held left-handed hitters to a .205 batting average with a .523 OPS, compared to .209 batting average with a .722 OPS vs. righties.
- Threw 473 pitches at least 100 mph on season, the most in baseball...also threw 199 pitches at least 102.0 mph, 56 pitches at least 103.0 mph and nine pitches at least 104.0 mph, all the most in baseball.
- Struck out at least one batter in 47 of 59 appearances, two-plus batters in 29 appearances and three-plus eight times.
- Ranked sixth in the AL (minimum of 60.0 IP) in strikeouts-per-9.0 IP at 12.1 and 12th in baseball.
- Twins were 47-12 in games in which he appeared.
- Posted an ERA of 2.89 (9.1 IP, 3 ER) on zero days rest, a 2.40 ERA (15.0 IP, 4 ER) on one day rest and 1.54 ERA (11.2 IP, 4 ER) on two days of rest.
- Posted a 21.1 opposing hitter "sweet spot" percentage, lowest in the AL and second lowest in baseball.
- Led baseball in average four-seam fastball velocity (101.8 mph), splitter velocity (98.4 mph) and second in curveball velocity (87.7 mph).
- Posted a 36.6 swing-and-miss percentage, sixth best in the AL and ninth best in baseball (minimum 60.0 IP).
- Posted a 66.2 ground ball percentage, ranking in the 99th percentile in baseball...posted an xERA of 2.65 and an xBA of .185, both ranking in the 98th percentile...posted a 32.9 strikeout percentage, ranking in the 96th percentile...posted a 35.2 whiff percentage, ranking in the 95th percentile.
- Posted an opponent batting average of .159 (10-for-63) with 37 strikeouts on his curveball (282 pitches)...curve had a 45.9 whiff percentage.
- Ranked seventh in the AL in saves (27).
- Was one of just two pitchers in baseball with at least 25 saves, an opponent batting average under .210 and a strikeouts-per-9.0 innings pitched ratio of at least 12.0; the other was Baltimore's Felix Bautista...one of two pitchers in Twins/Senators franchise history with such criteria, joining Joe Nathan (2005 and '06).
- Appeared in four Postseason games for Twins, going 0-0, 0.00 ERA (5.0 IP) with two saves (2 opportunities), two hits allowed, one walk and six strikeouts vs. Toronto (ALWCSS and Houston (ALDS).
- Made Postseason debut on October 3 vs. Toronto in Game 1 of the ALWCSS...saved both games vs. Toronto in ALWCSS sweep at Target Field, striking out two in 1.0 inning in Game 1 and three in 1.0 inning in Game 2...saved a 3-1 victory in Game 1 on October 3, ending the Twins' MLB record 18-game playoff losing streak...saved a 2-0 victory in Game 2 on October 4, securing the series victory, the Twins' first series win in the Postseason since 2002...the Game 1 save marked the first for a Twin in a Postseason game since Joe Nathan saved Game 1 of the ALDS on October 5, 2004 at New York-KAL.
- Pitched in two games in ALDS vs. Houston, pitching 1.0 scoreless inning in Game 2 at Minute Maid Park (6-2 win) and 2.0 scoreless innings in the Game 4 elimination game at Target Field (3-2 loss).

MLB PITCHING LEADERS

% SWING AND MISS SINCE 2022
(MINIMUM 2,000 PITCHES THROWN)

1. Alex Lange	41.6%
2. Bryan Abreu	39.4%
3. Trevor Richards.....	36.1%
4. Matt Brash	35.6%
5. Jhoan Duran.....	35.2%

2022: Made Twins Opening Day roster for first time in career and spent season in bullpen; used all season in high-leverage situations...made major league debut on Opening Day April 8 vs. Seattle, pitching 2.0 shutout innings with one walk and four strikeouts...recorded first career strikeout, fanning Mitch Haniger...started the outing with a single and a walk, then struck out the next three batters...earned first career save May 2 at Baltimore, pitching 1.0 scoreless inning with one strikeout in a Twins 2-1 victory...set season-high with five strikeouts in 2.0 innings pitched May 7 vs. Oakland...earned first career win on July 13 vs. Milwaukee, pitching 1.0 scoreless inning in a Twins 4-1 victory...struck out at least one batter in season-long 13-straight appearances from July 16-August 19...23 of final 26 appearances on season were scoreless from July 13-September 27 (0.94 ERA)...threw a 'splinker' 100.8 mph during an at-bat to Alex Verdugo August 29 vs. Boston, the fastest off-speed pitch in major league history...the result was a strikeout of Verdugo...threw a

pitch 103.8 mph September 27 vs. Chicago-AL, the result being a foul ball by Elvis Andrus...was tied for sixth-fastest pitch thrown in baseball on season and fastest ever by a Twin...posted an 11.8 strikeouts-per-9.0 IP ratio, the 15th-best in the AL, fourth among AL rookies...struck out at least one batter in 45 of 57 appearances and multiple batters in 30 appearances...held left-handed hitters to a .204 average, compared to .209 vs. right-handed hitters...went eight-for-eight in save opportunities...one of three pitchers in baseball to convert 100% of saves (minimum 8 save opps), joining Aroldis Chapman (NY, 9-for-9) and Pete Fairbanks (TB, 8-for-8)...ranked sixth among AL relievers in ERA (1.86) and 12th in baseball...ranked third among AL relievers in strikeouts (89) and eighth in baseball...ranked tied for fourth among all rookies in baseball in saves (8) and fourth in holds (18)...was one of four pitchers in baseball with at least eight saves and 18 holds, joining Devin Williams (MIL), Rafael Montero (HOU), John Schreiber (BOS) and Jason Adam (TB)...became first pitcher in club history to do so...tied Doug Corbett (1980) for most strikeouts by a rookie reliever in club history with 89...ranked second in club history in saves among rookies with eight, trailing only Doug Corbett's 1980 total of 23...became the 17th rookie in American League/National League history with at least eight saves and a save percentage of 100.0 in a single season, first in the majors since Hisanori Takahashi (8 SV) for New York-NL in 2010 and first in AL since Tippy Martinez (10 SV) for New York-AL/Baltimore in 1976...led baseball in pitches of at least 100 miles-per-hour with 392...led baseball in average four-seam fastball velocity (100.8 mph), splitter velocity (96.4 mph) and second in curveball velocity (87.8 mph)...entering season, Twins pitchers had combined to throw just 30 pitches of 100-plus in the Statcast Era (Jorge Alcala had the most with 15 from 2020-21)...threw 93 pitches of 102 mph-or-faster, the most in baseball...threw 10 pitches at 103 mph-or-faster, also most...posted a 34.9 swing-and-miss percentage, the 12th best in baseball (minimum 1,000 pitches thrown)...posted a 37.8 chase percentage, ranking in the 98th percentile in baseball...posted a 33.5 strikeout percentage, ranking in the 96th percentile of MLB...posted a 4.5 barrel percentage, ranking in the 90th percentile of MLB...posted an opponent batting average of .120 (10-for-83) with 45 strikeouts on his curveball (321 pitches)...curve had a 49.7 whiff percentage...given Joseph W. Haynes Award as Twins Pitcher of the Year and the Bill Boni Award as Twins Most Outstanding Rookie, both awards voted on by the Twin Cities Chapter of the BBWAA...became the third pitcher to win both awards in the same season, joining Doug Corbett (1980) and Scott Diamond (2012)...named to MLB.com/MLB Pipeline's 2022 All-Rookie Second Team.

2021: Pitched in Twins spring training for second consecutive season and optioned to alternate training site March 14...appeared in five games for Triple-A St. Paul, making four starts and totaling 16.0 innings pitched from May 22-June 15 before being shut down for the season, experiencing a right elbow strain...placed on 7-day Injured List on June 20...pitched in the Instructional League in Fort Myers, FL during October...ranked as the 10th-best prospect in the Twins system by *Baseball America* following the season.

2020: Added to 60-man Player Pool and spent season at alternate training site in St. Paul, MN...ranked fifth-best prospect and best fastball in Twins system by *Baseball America*...ranked Twins fifth-best prospect by MLB.com.

2019: Entered season ranked the seventh-best prospect in the Twins system by *Baseball America*...began season with Single-A Fort Myers... named Twins minor league Pitcher of the Week June 2, making one start for the Miracle, allowing one run on two hits in 6.0 innings pitched with 14 strikeouts...promoted to Double-A Pensacola July 25...recorded double-digit strikeout totals in three starts: 14 on May 26 at Daytona, 11 on June 18 at Charlotte and 11 on August 23 vs. Jackson...combined to go 5-12, 3.76 ERA (115.0 IP, 48 ER) with 40 walks, 136 strikeouts and a .230 opponent batting average in 23 games (22 starts) at both levels combined...held right-handed batters to a .183 average and left-handed batters to a .293 average...finished season ranked as ninth-best prospect in Twins system by MLB.com...added to Twins 40-man roster November 20... ranked as sixth best prospect and best changeup in Twins system by *Baseball America* following the season.

2018: Began season with Single-A Kane County (Arizona), appearing in 15 games...traded to Minnesota along with outfielders Ernie De La Trinidad and Gabriel Maciel on July 28 in exchange for Eduardo Escobar; assigned to Single-A Cedar Rapids...in his first start with theernels on July 30, threw 7.0 scoreless and hitless innings while walking one and striking out eight...named Twins Minor League Pitcher of the Week and Midwest League Pitcher of the Week for the week of July 29-August 5, went 1-0, 2.03 ERA (13.1 IP, 3 ER) with 17 strikeouts in two starts.

2017: Split season between AZL Diamondbacks and Single-A Hillsboro...named Northwest League Pitcher of the Week for the week of August 20... earned the win in his only start after shutting out Eugene on one hit and one walk with five strikeouts over 7.0 innings.

2016: Split second professional season between AZL Diamondbacks and Rookie-Missoula, combining to go 1-3, 4.96 ERA (32.2 IP, 18 ER) with 10 walks and 22 strikeouts in seven games.

2015: Began professional career with DSL Diamondbacks, ranking second on club in innings pitched (63.2).

PROFESSIONAL: Signed by Arizona as undrafted free agent December 13, 2014; signed by scouts Junior Noboa and José Ortiz.

DURAN'S PITCHING RECORD

YEAR	CLUB	W-L	ERA	G	GS	CG	SH	SV	IP	H	R	ER	HR	HB	BB	SO	WP	K/9	BAA
2015	DSL Diamondbacks	4-1	3.25	12	12	0	0	0	63.2	62	29	23	1	9	22	44	3	6.2	.263
2016	AZL Diamondbacks	1-2	5.85	4	4	0	0	0	20.0	24	13	13	1	3	5	13	0	5.9	.312
	Missoula	0-1	3.55	3	3	0	0	0	12.2	14	9	5	1	0	5	9	4	6.4	.250
2017	AZL Diamondbacks	0-2	7.15	3	3	0	0	0	11.1	19	13	9	0	0	4	13	1	10.3	.352
	Hillsboro	6-3	4.24	11	11	0	0	0	51.0	44	28	24	5	5	17	36	6	6.4	.228
2018	Kane County	5-4	4.73	15	15	0	0	0	64.2	69	41	34	6	3	28	71	4	9.9	.268
	Cedar Rapids	2-1	2.00	6	6	0	0	0	36.0	19	11	8	2	1	10	44	3	11.0	.154
2019	Fort Myers	2-9	3.23	16	15	0	0	0	78.0	63	29	28	5	4	31	95	9	11.0	.224
	Pensacola	3-3	4.86	7	7	0	0	0	37.0	34	20	20	2	3	9	41	4	10.0	.243
2020	SPENT SEASON AT ALTERNATE TRAINING SITE IN ST. PAUL, MN																		
2021	St. Paul	0-3	5.06	5	4	0	0	0	16.0	16	9	9	1	0	13	22	5	12.4	.258
2022	MINNESOTA	2-4	1.86	57	0	0	0	8	67.2	50	15	14	6	4	16	89	6	11.8	.207
2023	MINNESOTA	3-6	2.45	59	0	0	0	27	62.1	46	25	17	6	4	25	84	8	12.1	.207
Minor League Totals		23-29	3.99	82	80	0	0	0	390.1	364	202	173	24	28	144	388	39	8.9	.246
Major League Totals		5-10	2.15	116	0	0	0	35	130.0	96	40	31	12	8	41	173	14	12.0	.207

DURAN'S WILD CARD RECORD

YEAR	OPPONENT	W-L	ERA	G	GS	CG	SH	SV	IP	H	R	ER	HR	HB	BB	SO	WP	K/9	BAA
2023	Toronto	0-0	0.00	2	0	0	0	2	2.0	1	0	0	0	0	1	5	0	22.5	.143

DURAN'S DIVISION SERIES RECORD

YEAR	OPPONENT	W-L	ERA	G	GS	CG	SH	SV	IP	H	R	ER	HR	HB	BB	SO	WP	K/9	BAA
2023	Houston	0-0	0.00	2	0	0	0	0	3.0	1	0	0	0	0	1	0	3.0	100	

DURAN'S CAREER FIELDING RECORD

POSITION	PCT	G	PO	A	E	TC	DP	PB
Pitcher	.947	116	3	15	1	19	1	—

DURAN'S PROFESSIONAL INJURED LIST HISTORY

DATES	INJURY	LEVEL
June 20-end of 2021 season	Right Elbow Strain	Triple-A St. Paul





12

KYLE FARMER

IF

H/W: 6-0/205 **B/T:** R/R
OPENING DAY AGE: 33
BORN: 8/17/1990 in Atlanta, GA
RESIDES: Atlanta, GA

ACQUIRED: Trade with CIN, 11/18/22
M.L. SERVICE: 5 years, 129 days
OPTIONS USED: 2 of 3
CONTRACT STATUS: Signed thru 2024

PERSONAL: James Kyle Farmer...X: @kFarm17...Instagram: kyle_farmer...wife, Courtney, and sons, McCoy (born September 2021) and Boden (born January 2024)...attended Marist High School in Atlanta, where he played baseball and football...at the University of Georgia appeared in 212 games, including 211 starts at shortstop, and hit .308 with 63 doubles, seven triples, 18 home runs, 168 RBI and 11 stolen bases...established the career record for fielding percentage by a Georgia shortstop (.968 in 1,045 total chances) and the single-season record for fielding percentage by a Bulldog shortstop (.978 in 2013)...ranks among Georgia's all-time leaders in games played, total bases, at-bats, hits, doubles and RBI...as a junior and senior at UGA was named to the Athletic Director's Academic Honor Roll...in the hit movie "The Blind Side" made a cameo appearance as a high school quarterback...for the Reds, wore uniform #52 in 2019 and 2020, then switched to #17 after he was re-signed as a free agent prior to the 2021 season...favorite thing to do in the offseason is hunt and fish...most influential person in his life is his father...favorite sport other than baseball is football (UGA Bulldog football)...his best friend from another team is pitcher Alex Wood...favorite vacation destination is the Bahamas...favorite opposing ballpark to play in is Wrigley Field...go-to karaoke song is "Livin' on a Prayer" by Bon Jovi...favorite TV show is Entourage...go-to pre-game meal is PB&J...participated in 2023 TwinsFest at Target Field in January.

CAREER HIGHLIGHTS: Utility infielder enters 12th professional season...Twins are third organization (Los Angeles-NL - 2013-18 & Cincinnati - 2019-22)...in 2022 received from the local chapter of the Baseball Writers' Association of America the Ernie Lombardi Award as the Reds' Most Valuable Player and the Joe Nuxhall Good Guy Award...in 2022 was the Reds' recipient of the MLBPA's Heart & Hustle Award...in 2021 established single-season franchise records for fewest errors (5) and highest fielding average (.988) by a shortstop...Reds Hall of Famer Dave Concepcion (1984) and José Iglesias (2019) shared the single-season club record for fewest errors in a season at that position (9), while Concepcion held the mark for highest fielding average in a season by a shortstop (.986, 1977)...on August 8, 2019 vs the Cubs became the first Reds player to pitch and catch in the same game since Dee Moore in 1936...in the 11-inning, 3-2 Dodgers win on July 30, 2017 became the first player in franchise history to produce a game-ending hit in his first career plate appearance (2-run double off SF's Albert Suárez)...in 2015 participated in the Sirius XM All-Star Futures Game at Great American Ball Park in Cincinnati...in 2013 and 2015 was an MLB.com Dodgers Organization All-Star...named Midseason All-Star in 2014 (Midwest League), 2015 (California League) and 2016 (Texas League)...after standout collegiate career as a shortstop, was converted to catcher after being drafted by Los Angeles-NL in 2013; played position exclusively during his first two professional seasons and is the Twins' emergency catcher (has played 19 major league games behind the plate).

POSTSEASON CAREER: Is hitting .077 (1-for-13) with one home run, three RBI and one run scored in nine career Postseason games...**2023:** Played in three games for Twins, both ALWCs games vs. Toronto and one start in Game 2 of the ALDS at Houston...made one start in the three games and was otherwise a defensive replacement...recorded first career Postseason hit on October 8 at Minute Maid Park in Game 2, hitting a two-run homer off Framber Valdez, making the game 3-0 in the second inning, leading to an eventual 6-2 victory...**2020:** Went 0-for-5 in Wild Card Series Game 1 at Atlanta with Cincinnati...**2017:** Played in four games in NLCS with Dodgers vs. Chicago-NL, going 0-for-3 with a sacrifice fly in Game 3...went 0-for-1 with a strikeout in Game 2 in NLDS vs. Arizona.

2023:

- Was on Twins Opening Day roster after being acquired via trade with Cincinnati on November 18, 2022, in exchange for right-handed minor league pitcher Casey Legumina.
- Made first appearance as Twin on Opening Day, March 30 at Kansas City, going 1-for-1 with a walk off the bench.
- Recorded second career walk-off plate appearance in the Home Opener on April 7 vs. Houston, singling in Trevor Larnach in the 10th inning for a Twins 3-2 victory...was the Twins' fifth career walk-off victory in the Home Opener (also 1965, '66, '87 and '04).
- Recorded season-high three hits six times on season: April 8 vs. Houston, May 14 vs. Chicago-NL, May 20 at Los Angeles-AL, July 15 at Oakland, September 9 vs. New York-NL and September 29 at Colorado.
- Recorded season-high three RBI four times on season: April 8 vs. Houston, May 16 at Los Angeles-NL, July 15 at Oakland and September 4 at Cleveland.
- Placed on 10-day Injured List with facial laceration on April 13 and eventually had dental surgery...was hit in the mouth with a pitch on April 12 vs. Chicago-AL's Lucas Giolito...played in four games on rehab assignment with Triple-A St. Paul and reinstated on May 10.
- Played in 500th career game on May 19 at Los Angeles-AL.
- Recorded third career walk-off plate appearance on June 21 vs. Boston, a 10th-inning single off Kaleb Ort in a Twins 5-4 victory.

CAREER HIGHS

Hits: 4, 3x, last 6/11/22 at STL
RBI: 5, 2x, last 5/26/22 vs. CHC
HR: 2, 5/26/22 vs. CHC
GS: 9/26/21 vs. WAS
SB: 1, 13x, last 9/20/23 at CIN
Hit-Streak: 10, 3x, last 9/18-29/23

WALK-OFF HITS/PA

7/30/17 vs. SF (2B)
4/7/23 vs. HOU (1B)
6/21/23 vs. BOS (1B)

MULTI-HR GAMES

6/26/22 vs. CHC



- * Recorded 200th career RBI on July 14 at Oakland with a run-scoring triple.
- * Hit .302 (16-for-53) with two doubles, two triples, two home runs, eight RBI, four walks, seven runs scored, a .367 on-base percentage, a .528 slugging percentage and an .895 OPS in 22 July games.
- * Recorded an RBI in a career-best four-straight games from August 18-24, going 5-for-8 with one double, two home runs, four RBI and a 2.167 OPS in those four games.
- * Matched his career high by homering in consecutive games twice on the season, August 23-24 and September 13-14.
- * Hit 50th career home run on September 14 at Chicago-AL, a solo shot off José Ureña.
- * Went 2-for-3 with two walks on September 22 vs. Los Angeles-AL, setting season high by reaching four times and fifth time in his career doing so...the 8-6 victory was the AL Central division-clinching victory.
- * Had season-best and tied career-high hitting safely in 10-straight games from September 18-29.
- * Appointed by Rocco Baldelli as Co-Manager for September 30 at Colorado, along with Jorge Polanco...Twins won 14-6.
- * Played five different positions defensively...played 45 games (20 starts) at second base, 43 games (32 starts) at third base, 40 games (27 starts) at shortstop, four games (0 starts) at first base and three games (0 starts) in leftfield.
- * Hit .289 (33-for-114) with a .781 OPS vs. left-handed pitching, compared to .234 (52-fo-222) with a .686 OPS vs. right-handed pitching.
- * Hit .346 (28-for-81) with runners in scoring position.
- * Played in three Postseason games for Twins, both ALWCSS games vs. Toronto and one start in Game 2 of the ALDS at Houston...made one start in the three games and was otherwise a defensive replacement.
- * Recorded first career Postseason hit on October 8 at Minute Maid Park in Game 2, hitting a two-run homer off Framber Valdez, making the game 3-0 in the second inning, leading to an eventual 6-2 victory.

EGG-CELLENT HANDS

Kyle and Royce Lewis won the Twins annual Spring Training Egg Toss in 2024. The duo outlasted Team Funderburk/Williams (2nd place) and Team Balazovic/Stewart (3rd place). They were in the final four during the preliminary egg toss round, then moved onto the egg-on-spoon relay round. Farmer went first in that round, then handed off to Lewis, who closed a gap on Alex Kirilloff on the final stretch.

2022: Was Cincinnati's Opening Day shortstop on April 7 at Atlanta, batting eighth and going 2-for-4 with one run scored and one RBI...became sixth consecutive different player to start at shortstop for the Reds on Opening Day (Zack Cozart 2017, José Peraza 2018, José Iglesias 2019, Freddy Galvis 2020, Eugenio Suárez 2021, Farmer 2022)...tied major league record with four doubles on April 27 vs. San Diego...marked his first career four-hit game...collected four hits two more times: May 26 vs. Chicago-NL and June 11 at St. Louis...in the seventh inning of the 10-5 win on May 9 vs. Milwaukee, snapped a team- and career-high 0-for-34 skid (April 28-May 9) with a three-run homer off Hoby Milner...was the longest hitless skid by a Reds batter since Bobby Adams went 0-for-34 in 1954...from May 23-25 missed three games following treatment on his sore back...returned to the lineup in the 20-5 win on May 26 vs. Chicago-NL and went 4-for-4 with two homers, five RBI and a sacrifice bunt...was the first multi-homer game of his career...tied career-highs with four hits and five RBI...became the first player in baseball with two home runs and a sacrifice bunt in a game since Francisco Lindor did it on July 2, 2018 at Kansas City...reached base safely in career-long 19 consecutive games from May 7-June 4, hitting .338 (22-for-65) with four doubles, five home runs, 20 RBI and a .405 on-base percentage in that span...hit .322 (28-for-87) with 14 RBI and an .802 OPS in 24 June games...after the promotion of shortstop Jose Barrero on August 3, made 35 of his 54 starts at third base, 10 starts at shortstop and the other nine starts at designated hitter...recorded multiple hits in four-straight games, tying a career-long (also 2021) from August 13-16...was one of only two players to spend the entire season on the Reds' active roster without a stint on an injured list (RHP Hunter Strickland)...was the Reds' recipient of the MLBPA's Heart & Hustle Award...led the team in games (145), multi-hit games (36), four-hit games (3), hits (134), doubles (25), total bases (203), RBI (78) and starts at SS (97)...led club in hits with runners in scoring position (37) and hit .308 (37-for-12) in such instances...set career-highs in hits (134), doubles (25), total bases (203), RBI (78) and walks (33)...tied his career high in extra-base hits (40)...led the team in starts at SS (97 starts), ranked second in starts at third base (35 starts) and made 10 appearances at designated hitter in his first career starts at that position...hit .309 (43-for-139) with a .948 OPS against left-handed pitching, compared to .235 (91-for-387) with a .611 OPS vs. right-handers...received the Ernie Lombardi Award as the Reds' Most Valuable Player and the Joe Nuxhall Good Guy Award from the local chapter of the Baseball Writers' Association of America.

2021: Established single-season franchise records for fewest errors (5) and highest fielding average (.988) by a shortstop...Reds Hall of Famer Dave Concepcion (1984) and José Iglesias (2019) shared the single-season club record for fewest errors in a season at that position with nine, while Concepcion held the mark for highest fielding average in a season by a shortstop (.986, 1977)...received votes for the National League Player of the Month Award for July after leading the major leagues in hitting while ranking fourth in the majors in on-base percentage (.395 AVG, .456 OBP, 7 2B, 1 3B, 5 HR, 9 RBI, .691 SLG, 1.147 OPS)...by August 1 already had established new career highs with 13 doubles, 10 HR and 34 RBI...finished the season with 22 doubles, 16 HR and 63 RBI...after the All-Star break hit .306 as the Reds batted for a Postseason berth (74-for-242, 15 2B, 2 3B, 9 HR, 35 RBI, .840 OPS)...ranked among the National League's second-half leaders in hitting (12th) and hits (15th)...was hit by a pitch 18 times, tied for second in the National League behind leader Jonathan India (23)...Shin-Soo Choo holds the Reds' single-season record for number of times hit by a pitch (26, 2013)...led the team with 115 starts at SS, including each of his last 105 starts following consecutive starts at 1B on May 16 at Colorado and May 17 vs. San Francisco...also started at 2B (3 GS, last on May 1 vs. CHC), 3B (8 GS, last on April 26 at LAD) and 1B (2 GS, May 16 at COL & May 17 vs. SF)...made all 8 of his starts at 3B from April 16-26 while Mike Moustakas was sidelined with an illness unrelated to COVID-19...made at least 1 start in every spot in the batting order except ninth, with a high of 41 starts batting eighth...in the 11-inning, 8-6 loss on August 11 at Atlanta made the only start of his career batting leadoff...in 6 consecutive games from July 29-August 4 hit third in the lineup, his first career starts batting at that position in the order (9-for-27, .333, 2 2B, 1 3B, 1 HR, 4 RBI, .357 OBP, .593 SLG)...Nick Castellanos returned to that third spot on August 5, when he came off the Injured List...hit safely in 12 of his 15 apps, including 6 multi-hit games, after he came off the paternity list on Sept. 13 (19-for-57, .333, 4 2B, 3 HR, 10 RBI, .377 OBP, .561 SLG, .938 OPS)...Kyle and Courtney celebrated the birth of son McCoy James, who shares a birthday with Joey Votto (Sept. 10)...made his last appearance of the season in the 6-1 loss on Sept. 29 at Chicago-AL...was his second start of the season and of his career batting cleanup (also, Aug. 16 vs Cubs, 14-5 win)...missed the last 3 games of the season with left abdominal muscle

JUMP AROUND

Claims his hidden talent is jump roping. Used to be able to do a pogo stick and double dutch, push ups and double dutch, and could do 100 double-unders in a row. Additionally, prior to Game 1 of the 2023 ALDS vs. Houston - during the workout day - teammate Edouard Julien challenged Farmer to a jump rope contest in the clubhouse without knowledge of Farmer's skills and lost to the veteran.

soreness, an injury that bothered him all season...on May 7 at Cleveland was the starting shortstop in Wade Miley's no-hitter...assisted in the first (César Hernández, 6-3) and final outs (Jordan Luplow, 6-3) of the historic 3-0 win...in the 11th inning of the 12-inning, 6-5 win on May 15 at Coors Field hit a 2-run HR off Ben Bowden that snapped the 2-2 tie...was the first extra-inning home run of his career...in the 2-1 win on May 25 at Washington, his third-inning home run off Max Scherzer gave the Reds a 1-0 lead...was the first home run of his career on the first pitch of a plate appearance...in the 11-1 win on May 31 vs. Philadelphia fell a triple shy of the cycle, tying his career high with 3 hits, and produced a career-high 5 RBI...entered the game 0-for-16, the longest hitless stretch of his career...in the fourth inning on Sept. 21 vs. Pittsburgh singled off Mitch Keller for the 200th hit of his career...in the sixth inning of the 9-2 win on Sept. 26 vs. Washington hit his first career grand slam (off Ryne Harper), extending the Reds' lead to 7-1.

2020: In his second season with the Reds made 32 apps and 19 starts (10 GS at SS, 8 GS at 2B, 1 GS at 3B)...overall made 1 appearance at 1B, 13 apps at 2B, 2 apps at 3B, 15 apps at SS and the only 2 outfield apps of his amateur or professional career (LF, Sept. 4-GZ at PIT & Sept. 26 at MIN)...in the bottom of the eighth inning of the 3-2 loss on Aug. 25 at MIL, after Joey Votto was ejected made his only appearance of the season and 21st of his career at 1B...did not make an appearance at catcher...in 2019, made 15 apps and 9 starts at that position...in his last 25 apps of the regular season hit .300 (15-for-50, 3 2B, 4 RBI, 1 SB), raising his batting average from .143 and including three 2-hit games & a season-high 3-hit game on Aug. 22 at St. Louis...following the positive COVID-19 test of a teammate on Aug. 14, was deemed by contact tracing a "higher risk" and was unable to travel on the team plane...traveled separately from his teammates to Kansas City, St. Louis and Milwaukee...started at SS in Game 1 of the Wild Card Series at Atlanta...the 1-0 loss in 13 innings was the longest 1-0 game in Postseason history...on Dec. 2 was non-tendered, but the next day was signed to a one-year major league contract through the 2021 season.

2019: In his first season with the Reds made 97 apps and 35 starts...played 1B (18 G, 6 GS), 2B (41 G, 14 GS), 3B (12 G, 6 GS), SS (1 G), C (15 G, 9 GS) and P (1 G)...Reds pitchers went 2-7 in his starts behind the plate and posted a 6.83 ERA when he caught...threw out 1-7 runners attempting to steal (14%)...led Reds pinch hitters in at bats, hits and doubles and tied Phillip Ervin for the team lead in pinch-hit RBI (10-for-37, .270, 3 2B, 1 HR, 6 RBI)...hit his only career pinch-hit HR on May 5 vs. SF (solo off Will Smith)...from July 18-27 missed 9 games while on the concussion list and from Sept. 4-17 missed 12 games while on the injured list with a left oblique injury...had 9 HR and 27 RBI...were the first HR of his career...entered the season with 11 career RBI in 59 games...in the 12-5 loss on Aug. 8 vs. Cubs started at catcher, moved to second base in the seventh inning and then with 2 outs in the eighth made his only major league pitching appearance to date...retired 4 of the 5 batters (1.1 IP, 1 H)...retired Jason Heyward on a groundout to end the eighth inning and strand 2 inherited runners, then threw a scoreless ninth...became the first Reds player to pitch and catch in the same game since Dee Moore in 1936...2 days earlier, on Aug. 6, Taylor Davis of the Cubs did it vs. Oakland...in the 10-inning, 6-5 loss on April 6 at Pittsburgh made his first start, played 3B and hit his first career HR, a 2-run shot off Trevor Williams that snapped a 30-inning scoreless streak by Reds batters (their longest since August 2015, also 30 innings)...homered in consecutive games on May 3 and May 5 vs. SF, including his first career pinch-hit HR on May 5 (9th inning, solo off Will Smith)...on March 22 was reassigned to minor league camp but, following the right groin injury to second baseman Scooter Gennett in that afternoon's exhibition game at Milwaukee, returned to major league camp the next day and spent the entire regular season on the Reds' roster.

AND WE'LL SEE YOU TOMORROW NIGHT

Former Atlanta Braves left-handed pitcher Charlie Leibrandt — who allowed the walk-off home run to Kirby Puckett in Game 6 of the 1991 World Series — was Kyle's pitching coach in high school. Charlie would throw batting practice and Kyle took him deep once and asked, "does that look familiar?"

a game-ending, 2-run double off Albert Suárez...became the first player in franchise history to produce a walkoff hit in his first Major League plate appearance and the first player on any team to do it since Toronto's Tomas Perez on May 3, 1995...became the first Dodgers player to produce a walkoff win with his first career hit since pitcher Darren Dreifort's RBI-single on May 27, 1994 vs. Pittsburgh and the first Dodgers position player to do it since Greg Brock's RBI-single on Sept. 5, 1982 vs. Pittsburgh...spent most of the season at Double-A Tulsa and Triple-A Oklahoma City, where he played C (51 G), 3B (29 G), 2B (6 G), 1B (6 G) and SS (2 G)...for the Dodgers played 1B (1 GS), 3B (4 G) and C (3 G)...produced his only Postseason RBI on a sacrifice fly in Game 3 of the National League Championship Series vs. Chicago-NL.

2016: Spent most of season with Double-A Tulsa, but missed time on Injured List from April 29-May 6 with a right great toe contusion and again from May 30-July 26 with a right wrist contusion...named Texas League Midseason All-Star.

2015: With 40 doubles at High-A Rancho Cucamonga and Double-A Tulsa ranked T-9th among all minor league batters...participated in the Sirius XM All-Star Futures Game at Great American Ball Park in Cincinnati...named California League Midseason All-Star...following the season played for Glendale in the Arizona Fall League, hitting .293 with seven doubles, two home runs and 13 RBI...named MiLB.com Dodgers organization All-Star.

2014: Split second season between Low-A Great Lakes and High-A Rancho Cucamonga, combining to hit .284 (102-for-359) with a .726 OPS in 93 games...named Midwest League Midseason All-Star.

2013: Began professional career with Rookie-Ogden in the Pioneer League and hit .347 with a .919 OPS in 41 games for the Raptors...named MiLB.com Dodgers organization All-Star.

PROFESSIONAL: Originally selected by New York-AL in 35th round of 2012 First-Year Player Draft but elected to attend University of Georgia...drafted by Los Angeles-NL in eighth round of 2013 First-Year Player Draft; signed by scout Lon Joyce...acquired by Cincinnati, along with outfielders Matt Kemp, Yasiel Puig, left-handed pitcher Alex Wood and cash, in exchange for right-handed pitcher Homer Bailey, infielder Jeter Downs and right-handed pitcher Josiah Gray on December 21, 2018...acquired by Twins via trade with Reds on November 18, 2022, in exchange for right-handed minor league pitcher Casey Legumina.

QBI

Kyle appeared in *The Blind Side*, the 2009 film about NFL offensive lineman Michael Oher. The scene in the movie where Sandra Bullock's character interrupts high school football practice to help Oher on his protection skills, Farmer is playing the quarterback in the scene. Farmer isn't the quarterback in the entire season, but is for all the actual football plays. "They needed someone who could throw," Farmer said. Kyle is the one in the yellow practice jersey, and you can hear him calling plays at the start of the scene.

CATCHING ON

Kyle grew up playing shortstop his entire life but was drafted by the Dodgers as a catcher. For his first game in pro ball, he put the shin guards on backwards. Former major league catcher Damon Berryhill was his manager. Kyle asked him why he let him do that and didn't tell him they were backwards and Damon said that he just wanted to see if he could figure it out. Additionally, Kyle had catchers gear in his locker during 2024 spring training and said that he hopes he doesn't have to use any of it this season.

FARMER'S BATTING RECORD

YEAR	CLUB	AVG	G	AB	R	H	2B	3B	HR	RBI	SH	SF	HBP	BB	SO	SB	CS	OBP	OPS
2013	Ogden	.347	41	167	37	58	19	0	4	36	0	4	6	7	21	1	1	.386	.919
2014	Great Lakes	.310	57	229	25	71	16	4	2	35	0	2	3	15	24	9	3	.357	.798
	Rancho Cucamonga	.239	36	130	8	31	5	1	0	15	2	1	3	10	28	2	0	.306	.598
2015	Rancho Cucamonga	.337	44	163	33	55	14	6	1	27	0	2	5	12	25	5	2	.396	.911
	Tulsa	.272	76	283	25	77	26	1	2	39	0	4	4	14	55	0	1	.312	.704
2016	AZL Dodgers	.294	4	17	4	5	0	0	2	4	0	0	0	1	1	0	0	.333	.980
	Tulsa	.256	74	266	31	68	18	2	5	31	0	3	3	25	44	2	0	.323	.718
2017	Tulsa	.339	33	124	21	42	7	0	3	18	0	1	0	16	13	1	0	.411	.879
	Oklahoma City	.305	59	223	32	68	16	1	7	38	0	0	4	13	36	0	4	.354	.834
	LOS ANGELES-NL	.300	20	20	1	6	1	0	0	2	0	0	0	0	3	0	0	.300	.650
2018	Oklahoma City	.288	79	288	37	83	24	1	7	36	0	3	4	17	50	1	1	.333	.785
	LOS ANGELES-NL	.235	39	68	1	16	4	1	0	9	0	1	3	5	15	0	0	.312	.635
2019	Dayton	.000	1	2	0	0	0	0	0	0	0	0	0	1	0	0	0	.333	.333
	Louisville	.000	1	4	1	0	0	0	0	0	0	0	0	0	2	0	0	.000	.000
	CINCINNATI	.230	97	183	22	42	6	0	9	27	0	1	3	10	59	4	1	.279	.689
2020	CINCINNATI	.266	32	64	4	17	3	0	0	4	0	0	1	5	13	1	0	.329	.641
2021	CINCINNATI	.263	147	483	60	127	22	2	16	63	1	5	18	22	97	2	3	.316	.732
2022	CINCINNATI	.255	145	526	58	134	25	1	14	78	2	6	16	33	99	4	3	.315	.701
2023	St. Paul	.308	4	13	4	4	2	0	1	3	0	0	2	4	0	0	0	.400	1.092
	MINNESOTA	.255	120	335	49	86	14	2	11	46	0	2	8	23	86	2	4	.317	.725
Minor League Totals		.294	509	1909	258	562	147	16	34	282	2	20	32	133	303	21	12	.347	.789
Major League Totals		.255	600	1680	195	427	75	6	50	229	3	15	49	98	372	13	11	.312	.708

FARMER'S WILD CARD RECORD

YEAR	OPPONENT	AVG	G	AB	R	H	2B	3B	HR	RBI	SH	SF	HBP	BB	SO	SB	CS	OBP	OPS
2020	Atlanta	.000	1	5	0	0	0	0	0	0	0	0	0	0	2	0	0	.000	.000
2023	Toronto	.000	2	1	0	0	0	0	0	0	0	0	0	0	1	0	0	.000	.000
Wild Card Totals		.000	3	6	0	0	0	0	0	0	0	0	0	0	3	0	0	.000	.000

FARMER'S DIVISION SERIES RECORD

YEAR	OPPONENT	AVG	G	AB	R	H	2B	3B	HR	RBI	SH	SF	HBP	BB	SO	SB	CS	OBP	OPS
2017	Arizona	.000	1	1	0	0	0	0	0	0	0	0	0	0	1	0	0	.000	.000
2023	Houston	.333	1	3	1	1	0	0	1	2	0	0	0	0	1	0	0	.333	1.667
Division Series Totals		.250	2	4	1	1	0	0	1	2	0	0	0	0	2	0	0	.250	1.250

FARMER'S LEAGUE CHAMPIONSHIP SERIES RECORD

YEAR	OPPONENT	AVG	G	AB	R	H	2B	3B	HR	RBI	SH	SF	HBP	BB	SO	SB	CS	OBP	OPS
2017	Chicago-NL	.000	4	3	0	0	0	0	0	1	0	1	0	0	1	0	0	.000	.000

FARMER'S PITCHING RECORD

YEAR	CLUB	W-L	ERA	G	GS	CG	SH	SV	IP	H	R	ER	HR	HB	BB	SO	WP	K/9	BAA
2019	Cincinnati	0-0	0.00	1	0	0	0	0	1.1	1	0	0	0	0	0	0	0	0.0	.200

FARMER'S CAREER FIELDING RECORD

POSITION	PCT	G	PO	A	E	TC	DP	PB
Shortstop	.985	275	278	561	13	852	119	—
Third Base	.970	129	65	159	7	231	20	—
Second base	.985	108	68	123	3	194	34	—
First Base	.990	32	94	8	1	103	11	—
Catcher	.989	19	83	4	1	88	0	—
Outfield	.900	7	0	0	0	0	0	—
Totals	.983	570	588	855	25	1468	184	—

FARMER'S PROFESSIONAL INJURED LIST HISTORY

DATES	INJURY	LEVEL
April 13-May 10, 2023	Facial Laceration/Dental Surgery	Minnesota
September 4-17, 2019	Left Oblique Strain	Cincinnati
July 17-28, 2019	Concussion	Cincinnati
May 30-July 26, 2016	Right Wrist Contusion	Double-A Tulsa
April 29-May 6, 2016	Right Great Toe Contusion	Double-A Tulsa



95

DAVID FESTA

NON-ROSTER INVITE

RHP

H/W: 6-6/195 **B/T:** R/R
OPENING DAY AGE: 24
BORN: 3/8/2000 in Verona, NJ
RESIDES: Verona, NJ

ACQUIRED: 13th RD, 2021 MLB Draft
M.L. SERVICE: None
OPTIONS USED: 0 of 3
CONTRACT STATUS: Signed thru 2024

PERSONAL: X: @davfesta13...Instagram: @DavFesta13...attended Seton Hall Prep in West Orange, New Jersey...two-year letter winner as a right-handed pitcher...helped lead the Pirates to a 50-8 record over two years and a conference championship his senior year...named to the All-Super Essex Conference Team as a senior...Dean's List member eight times...member of the National Chinese Honor Society...member of Knights of Setonia and Wounded Warrior Project...is a fan of New York Rangers hockey, Tennessee Volunteers football, Indianapolis Colts football and New York Knicks basketball...also a fan of tennis and professional golfer, Brooks Koepka.

CAREER HIGHLIGHTS: Ranked number four prospect in Twins organization entering 2024 by *Baseball America*...pitched in 2023 SiriusXM Futures Game for American League...named 11th best prospect in Twins organization, entering 2023 season...named Twins minor league Pitcher of the Month twice in 2023 (April and August)...named Twins minor league Pitcher of the Week three times in 2022 season.

POSTSEASON CAREER: Has never appeared at major league level.

2023:

- * Ranked as 11th-best prospect in Twins organization entering 2023, per MLB.com.
- * Began season with Double-A Wichita and was the club's number two starter, making first start on April 7 at Springfield, pitching 5.0 shutout innings, with one hit allowed, no walks and eight strikeouts.
- * Named Twins minor league Pitcher of the Month for April, going 1-1, 3.79 ERA (19.0 IP, 8 ER) with five walks and 27 strikeouts in four starts for the Wind Surge.
- * Named to SiriusXM Futures Game representing the American League...pitched the fifth inning, tossing 1.0 scoreless inning with one hit allowed, no walks and one strikeout.
- * Promoted to Triple-A St. Paul on August 28.
- * Made Triple-A debut on August 30 vs. Columbus in a start and earned the win, allowing one run on four hits in 5.0 innings pitched, with one walk and seven strikeouts.
- * Named Twins minor league Pitcher of the Month for August, marking his second honor of season after going 2-0, 1.33 ERA (20.1 IP, 3 ER) with seven walks and 27 strikeouts in five games (4 starts) for the Wind Surge and Saints.
- * Combined to go 4-4, 4.19 ERA (92.1 IP, 43 ER) with 42 walks, 119 strikeouts and a 1.39 WHIP in 24 games (22 starts) at Wichita and St. Paul combined...held right-handed hitters to a .238 average, compared to .253 vs. left-handed hitters.
- * Ranked number four prospect in Twins organization entering 2024 by *Baseball America*.

2022: Split the season between Low-A Fort Myers and High-A Cedar Rapids, going 9-4, 2.43 ERA (103.2 IP, 28 ER) with 34 walks and 108 strikeouts in 21 games (18 starts)...struck out professional career-high 11 batters in 6.0 innings pitched on May 10 vs. Palm Beach...named FSL Pitcher of the Week on May 15...named Twins minor league Pitcher of the Week three times on season: May 15 with Fort Myers, June 19 with Cedar Rapids and September 18 with Cedar Rapids...won seven-straight decisions from May 10-July 14, posting a 1.66 ERA (54.1 IP, 10 ER) in 10 starts for Cedar Rapids.

AMATEUR CAREER: Played three seasons collegiately at Seton Hall University from 2019-21...**2021:** All-Big East First Team...finished third in the BIG EAST with a 2.00 ERA, ranked second with a .175 opponent's batting average and tied for ninth with 67 strikeouts...recipient of the BIG EAST Sport Excellence Award, presented to one student-athlete in each BIG EAST-sponsored sport based on academic credentials, athletic accolades or performances and volunteer service to the community...**2020:** Preseason All-BIG EAST selection...**2019:** Named Seton Hall's Freshman Male Athlete of the Year...BIG EAST Academic All-Star.

PROFESSIONAL: Selected by Twins in 13th round of 2021 First-Year Player Draft out of Seton Hall University; signed by scout John Wilson.

FESTA'S PITCHING RECORD

YEAR	CLUB	W-L	ERA	G	GS	CG	SH	SV	IP	H	R	ER	HR	HB	BB	SO	WP	K/9	BAA
2021	FCL Twins	1-0	0.00	2	0	0	0	0	5.0	1	0	0	0	0	0	8	0	14.4	.063
	Fort Myers	0-0	10.80	2	0	0	0	0	3.1	2	5	4	0	0	4	4	0	10.8	.167
2022	Fort Myers	2-1	1.50	5	5	0	0	0	24.0	12	5	4	1	1	6	33	1	12.4	.148
	Cedar Rapids	7-3	2.71	16	13	0	0	0	79.2	67	29	24	5	5	28	75	5	8.5	.233
2023	Wichita	3-3	4.39	21	19	0	0	0	80.0	76	45	39	2	2	33	104	6	11.7	.249
	St. Paul	1-1	2.92	3	3	0	0	0	12.1	10	4	4	1	0	9	15	1	10.9	.222
Minor League Totals		14-8	3.30	49	40	0	0	0	204.1	168	88	75	15	8	80	239	13	10.5	.225

FESTA'S PROFESSIONAL INJURED LIST HISTORY

DATES	INJURY	LEVEL
None.....		



55

KODY FUNDERBURK

LHP

H/W: 6-4/229 **B/T:** L/L
OPENING DAY AGE: 27
BORN: 11/27/1996 in Mesa, AZ
RESIDES: Mesa, AZ

ACQUIRED: 15th RD, 2018 MLB Draft
M.L. SERVICE: 35 days
OPTIONS USED: 0 of 3
CONTRACT STATUS: Signed thru 2024

PERSONAL: Kody Leigh Funderburk...X: @KodyFunderburk...Instagram: @kodyfunderburk...married his wife, Alicia, on January 6, 2023...Alicia is currently studying to be a PA (physician assistant) and doing a surgery residency...four-year letterman at Queen Creek High School...held the school's all-time RBI record (77)...began his college career at Mesa Community College in his native Arizona, where he was a pitcher and infielder...was named a NJCAA Division II First Team All-American, First Team All-Conference and First Team All-Region selection in 2017 after leading the Thunderbirds in batting average (.400), home runs (8), RBI (55), slugging percentage (.651), and on-base percentage (.504)...also made eight appearances, including three starts on the mound and struck out 16 batters in 12.2 innings...played one season at Dallas Baptist University (2018), went 1-3, 6.84 ERA (50.0 IP, 38 ER) with 31 walks and 53 strikeouts in 15 appearances (14 starts)...also posted .313 batting average (63-for-201) with 19 doubles, one triple, 12 home runs, 47 RBI, 43 walks, a .434 on-base percentage and a .597 slugging percentage in 59 games for the Patriots...majored in Psychology...attended Twins Winter Caravan in 2024 with Nick Gordon, Glen Perkins and Kris Atteberry, visiting Sioux Falls, SD; Watertown, NY; Fargo, ND...attended 2024 Twinsfest at Target Field.

CAREER HIGHS

IP: 2.0, 8/28/23 vs. CLE
SO: 3, 8/28/23 vs. CLE
WALKS: 1, 4x, last 9/24/23 vs. LAA
CG: - -
Low-Hit CG: - -
Save-Streak: 1, 8/28/23



CAREER HIGHLIGHTS: Ranked as 24th best prospect in Twins organization by *Baseball America* entering 2024...made major league debut on August 28, 2023 vs. Cleveland, earning the win in 2.0 innings of relief...became the first Twins pitcher to win in his major league debut since Fernando Romero (start) on May 2, 2018...became the first Twins pitcher to win in major league debut in relief since Todd Ritchie (April 3, 1997)...appeared in the Arizona Fall League in 2021 for the Scottsdale Scorpions and went 3-2, 6.11 ERA (17.2 IP, 12 ER) with six walks and 22 strikeouts in six starts.

POSTSEASON CAREER: Was on both the ALWCW (vs. Toronto) roster and ALDS (vs. Houston) roster for 2023 Postseason for Twins but did not pitch in either series.

2023:

- Made five appearances for the Wind Surge from April 6-22 before being promoted to Triple-A St. Paul on April 27...2023 marked first professional season in which he switched from starter to full-time reliever.
- Reached minor league season-high five strikeouts twice (April 22 at Tulsa with Wichita and August 2 at Columbus with St. Paul).
- Finished Triple-A season ranking tied for third on Saints' staff in games (37)...also led the staff in WHIP (1.06) and strikeouts-per-9.0 IP (13.0) among players with a minimum of 40.0 innings pitched.
- Made 37 appearances for the Saints before having his contract selected on August 28.
- Named International League All-Star after season.
- Made his major league debut on August 28 vs. Cleveland, pitching 2.0 scoreless innings with a season-high three strikeouts earning the win in a 10-6 Twins victory...earned first major league strikeout, fanning Ramón Laureano...became the first Twins pitcher to earn a win in his major league debut since Fernando Romero (start) on May 2, 2018 and the first to do so in relief since Todd Ritchie on April 3, 1997...also became the second pitcher in Twins history to earn the win in a hitless major league debut (Bill Plies - game two of a double header on April 16, 1961).
- Posted an ERA of 1.25 (36.0 IP, 5 ER) with a .139 opponent batting average in final 26 games between St. Paul and Minnesota combined from July 3-October 1.
- 10 of 11 appearances for Twins were scoreless, including each of his last nine - all in September (9.2 IP).
- Combined to go 7-1, 2.10 ERA (73.0 IP, 17 ER) with 32 walks, 109 strikeouts and a .184 opponent batting average in 53 games between Double-A Wichita, Triple-A St. Paul and Minnesota...held right-handed batters to a .175 average and left-handed batters to a .200 average.
- Ranked as 24th best prospect in Twins organization by *Baseball America* entering 2024.

2022: Spent the season with Double-A Wichita, going 10-5, .94 ERA (107.0 IP, 35 ER) with 44 walks & 103 strikeouts in 32 games (17 starts)...began season in Wind Surge bullpen but transitioned to starter role from beginning of June to end of season...named Double-A All-Star with Wichita.

2021: Split the season between High-A Cedar Rapids and Double-A Wichita, went 4-3, 2.55 ERA (67 IP, 26 ER) with 28 walks and 82 strikeouts in 18 games (10 starts)...named Twins minor league Pitcher of the Week on September 5...appeared in the Arizona Fall League for the Scottsdale Scorpions, went 3-2, 6.11 ERA (17.2 IP, 12 ER) with six walks and 22 strikeouts in six games (all starts).

FUN(DY) FACTS

Favorite baseball memory as kid: Playing catch with his dad in the backyard
Song best describes him: Life is a Highway
Warm-up song: Thunderstruck by AC/DC
Celebrity look-a-like (his opinion): Keanu Reeves
Favorite number: 16
Favorite non-baseball athlete: LeBron James
Most used emoji: Rocket
Most passionate charitable cause: St. Jude

OHTANI BEFORE IT WAS COOL

Recruited by Dallas Baptist as a first baseman and two-way player. In 59 games in 2018, he slashed .313/.434/.597 with 12 HR. During the draft process, some teams wanted him to hit and some wanted him to pitch. Some said, they may be willing to do both and eventually play into one or the other. He figured with his recent success at the plate, he would be drafted as a first baseman. Then when the Twins drafted him, his name was called, followed by 'left-handed pitcher' cementing his future.

2020: Did not pitch professionally due to cancelled minor league season (COVID-19 pandemic).

2019: Split season between Low-A Cedar Rapids and High-A Fort Myers, combining to go 1-3, 4.39 ERA (53.1 IP, 26 ER) with 26 walks and 57 strikeouts in 13 games (10 starts).

2018: Spent first professional season with Rookie-Elizabethton, appearing in 10 games (9 starts)...made professional debut on June 24 at Bristol, pitching 3.0 scoreless innings with one hit allowed, one walk and three strikeouts.

PROFESSIONAL: Selected by Twins in in the 15th round of 2018 First-Year Player Draft from Dallas Baptist University; signed by scout Trevor Brown.

FUNDERBURK'S PITCHING RECORD

YEAR	CLUB	W-L	ERA	G	GS	CG	SH	SV	IP	H	R	ER	HR	HB	BB	SO	WP	K/9	BAA
2017	GCL Twins	3-0	1.33	6	1	0	0	0	20.1	10	4	3	1	2	4	19	0	8.4	.141
2018	Cedar Rapids	3-5	3.26	20	17	0	0	1	94.0	94	40	34	4	11	35	71	7	6.8	.263
2019	Cedar Rapids	4-3	4.57	8	8	0	0	0	41.1	42	24	21	4	2	15	44	6	9.6	.250
	Fort Myers	4-4	3.38	13	12	0	0	0	69.1	61	31	26	4	6	23	51	5	6.6	.237
2020	NO SEASON - DID NOT PLAY																		
2021	Cedar Rapids	1-1	1.84	3	3	0	0	0	14.2	13	4	3	1	0	6	23	1	14.1	.250
2022	Fort Myers	0-0	16.20	1	1	0	0	0	1.2	5	7	3	1	0	1	1	0	5.4	.417
	Wichita	1-3	4.40	24	10	0	0	3	57.1	60	33	28	4	1	30	64	4	10.1	.270
2023	Wichita	1-0	1.00	5	0	0	0	1	9.0	9	1	1	0	0	6	14	1	14.0	.235
	St. Paul	4-1	2.60	37	2	0	0	5	52.0	34	15	15	1	3	21	75	0	13.0	.183
	MINNESOTA	2-0	0.75	11	0	0	0	0	12.0	6	1	1	1	1	5	19	0	14.3	.146
Minor League Totals		22-13	3.20	115	48	0	0	10	323.0	279	131	115	14	21	140	363	23	10.1	.231
Major League Totals		2-0	0.75	11	0	0	0	0	12.0	6	1	1	1	1	5	19	0	14.3	.146

FUNDERBURK'S WILD CARD RECORD

YEAR	OPPONENT	W-L	ERA	G	GS	CG	SH	SV	IP	H	R	ER	HR	HB	BB	SO	WP	K/9	BAA
2023	Toronto	DID NOT PITCH																	

FUNDERBURK'S DIVISION SERIES RECORD

YEAR	OPPONENT	W-L	ERA	G	GS	CG	SH	SV	IP	H	R	ER	HR	HB	BB	SO	WP	K/9	BAA
2023	Houston	DID NOT PITCH																	

FUNDERBURK'S CAREER FIELDING RECORD

POSITION	PCT	G	PO	A	E	TC	DP	PB
Pitcher	1.000	11	2	3	0	5	0	—

FUNDERBURK'S PROFESSIONAL INJURED LIST HISTORY

DATES	INJURY	LEVEL
July 25-August 22, 2021	COVID-19	Double-A Wichita
June 21-July 19, 2021	Right Oblique Strain	Single-A Cedar Rapids

TWINS LONGEST GAMES BY INNING

DATE	OPPONENT	INN	TIME	SCORE	WINNER	LOSER
8-31-93	Cleveland	22	6:17	5-4	Merriman	Grimmsley
5-12-72	Milwaukee	22	5:47	3-4	Colborn	Byllevén
8-9-67	Washington	20	5:40	7-9	Baldwin	Roland
8-25-76	at New York-AL	19	5:27	4-5	Jackson	Burgmeier
7-26-67	at New York-AL	18	4:35	3-2	Worthington	Tillotson
7-19-69	at Seattle	18	5:41	11-7	Perry	Gelnar
9-6-69	at Oakland	18	5:17	8-6	Kaat	Lauzerique
8-8-04	Oakland	18	4:57	5-6	Hammond	Mulholland
6-27-19	Tampa Bay	18	5:42	2-5	Yarbrough	Harper
4-9-69	at Kansas City	17	4:32	3-4	Burgmeier	Miller
8-28-76	at Cleveland	17	4:55	3-4	Buskey	Hughes
9-17-77	at Texas	17	5:12	4-5	Barker	Carrithers
5-7-95	at Cleveland	17	6:36	9-10	Poole	Guthrie
6-18-19	Boston	17	5:45	4-3	Littell	Johnson
7-25-69	at Cleveland	16	4:26	4-2	Perranoski	Paul
7-12-75	at New York-AL	16	5:11	7-8	Martinez	Burgmeier
4-20-82	at Oakland	16	5:03	3-4	Beard	Castillo
6-11-86	Texas	16	4:32	2-6	Williams	Jackson
5-4-04	at Seattle	16	4:48	3-4	Villone	Greisinger
8-15-05	at Chicago-AL	16	5:09	9-4	Romero	Adams
7-3-09	Detroit	16	5:07	9-11	Dolsi	Dickey
4-24-16	at Washington	16	5:56	5-6	Perez	Tonkin
4-18-18	Cleveland	16	5:13	2-1	Busenitz	Tomlin



24

NIKO GOODRUM NON-ROSTER INVITE

IF/OF

H/W: 6-3/221 **B/T:** S/R
OPENING DAY AGE: 32
BORN: 2/28/1992 in Atlanta, GA
RESIDES: Stockbridge, GA

ACQUIRED: Signed as minor league free agent, 12/14/23
M.L. SERVICE: 4 years, 69 days
OPTIONS USED: 1 of 3
CONTRACT STATUS: Signed thru 2024

PERSONAL: Cartier Niko Goodrum...X: @NikoGoodrum...Instagram: @NikoGoodum28...attended Fayette County High School in Fayetteville, GA...during the 2020 COVID-19 pause between Spring Training and Summer Camp he participated in the "MLB The Show" Player Challenge on-line league, resulting in a \$5,000 donation to the Boys & Girls Club of Southeastern Michigan...also participated in the Boys & Girls Club of Southeastern Michigan's virtual club "takeover" event which raised more than \$320,000...in 2020 he played a significant role in Detroit's efforts in the area of COVID-19 prevention and relief, while continuing to be a leader in other vital spaces such as striving for racial equality, honoring COVID-19 front line heroes and those in need...during the 2019 season, visited students at West Hills Middle School to discuss the legacy of Jackie Robinson and highlight a student who was one of the national winners of the Breaking Barriers essay contest...purchased and distributed cases of water that were delivered to community partners in both Detroit and Flint in 2018 and 2019.

CAREER HIGHLIGHTS: Switch-hitting, versatile utility player has played parts of five major league seasons with the Twins (2017), Tigers (2018-21) and Astros (2022)...named finalist for the 2020 Gold Glove award for AL shortstops; among AL shortstops with at least 250 innings played, ranked second with a 9.8 UZR/150, and third with a 2.2 UZR and .991 fielding percentage (UZR/150 is UZR normalized for number of chances in a season)...the 2020 Gold Glove at shortstop ended up going to SS J.P. Crawford...named Tigers winner of the 2019 Heart and Hustle Award by the MLB Players Alumni Association...the award is given to a current player who excels on the field and also best embodies the values, spirits and traditions of baseball...named Tigers 2018 Rookie of the Year by the Detroit Sports Media...finished the 2018 season ranking second among AL rookies in extra-base hits (48), tied for second in walks (42), third in doubles (29) and third in stolen bases (12)...while playing for Chattanooga (AA) in 2016, named the Southern League Player of the Week for the week ending on Sept. 4 after hitting .519/.552/.815 with five runs scored, three doubles, one triple, two home runs and eight RBI in eight games.

POSTSEASON CAREER: Has never appeared at major league level.

2023:

- * Signed by Boston on minor league contract with an invite to Red Sox spring training.
- * Began season with Triple-A Worcester.
- * Recorded season-high four hits on May 21 vs. LeHigh Valley.
- * Homered in three-straight games from May 19-23, including a multi-homer game on May 23 at Scranton/Wilkes-Barre.
- * Released by Boston organization on July 3 and signed with Lotte Giants of the Korean Baseball Organization.
- * Hit .295 (51-for-173) with 14 doubles, one triple, 28 RBI, 23 walks, a .373 on-base percentage and a .760 OPS in 50 games from July 21-October 10 for Lotte to finish his professional season.
- * Signed minor league contract with Minnesota with spring training invite on December 14...drafted by Twins organization in 2010 and played eight professional seasons with Minnesota's minor league system and major league team.

2022: Signed a major league contract with Houston on March 15...made the Astros' Opening Day roster...played in 15 games with Houston, all from April 8-May 14...went 5-for-43 (.116) and was optioned to Triple-A Sugar Land on May 14...hit .310 (13-for-42) with a .500 OBP in 12 games before being placed on the Injured List on June 4 with a left hamstring strain; reinstated on August 11...played in only one more game (August 12) before being designated for assignment on September 1 and then released.

2021: Played in 90 games for the Tigers...stole a career-high 14 bases in 19 attempts...had strong numbers against left-handed pitching, hitting .274 (26-for-95) with a .741 OPS vs. southpaws...started games at shortstop (60), second base (8), left field (6) and center field (4)...also appeared in one game at first base...made the Tigers Opening Day roster, but suffered three injuries that required IL stints throughout the season...missed time with a sprained left finger tendon (June 19-July 7), a left calf contusion (July 17-Aug. 10) and a left groin strain (Aug. 12-Sept. 1)...outrighted off the Tigers 40-man roster on November 19 and elected free agency.

2020: Played in 43 games with the Tigers...spent time on the Injured List between September 5-15 with a strained right oblique...following the season he was named a finalist for the Gold Glove award for American League shortstops...among AL shortstops with at least 250 innings played, he ranked second with a 9.8 UZR/150, and third with a 2.2 UZR and .991 fielding percentage (UZR/150 is UZR normalized for number of chances in a season)...hit first leadoff homer of major league career on August 8 at Pittsburgh.

CAREER HIGHS

Hits: 5, 3/31/19 at ATL
RBI: 5, 2x, last 8/7/20 at PIT
HR: 2, 3x, last 9/30/21 at MIN
GS: --
SB: 2, 7/14/19 at KC
Hit-Streak: 9, 9/22/18-3/28/19

WALK-OFF HITS/PA

None

MULTI-HR GAMES

5/14/18 vs. CLE
5/31/19 at ATL
9/30/21 at MIN



ALWAYS COMING BACK HOME

Niko was drafted by the Twins in the 2nd round (71st overall) of the 2010 First-Year Player Draft and made his debut with Minnesota in 2017. His first game came on September 2, 2017 at Target Field against the Royals, playing second base in relief of Brian Dozier in a 17-0 Twins victory. Since Niko left, he has played in 391 major league games with the Tigers and Astros.



2019: Appeared in more than 100 games for the second consecutive season, seeing time in 112 games in 2019...named the Tigers winner of the 2019 Heart and Hustle Award by the Major League Baseball Players Alumni Association...saw time at seven different defensive positions during the season, playing 38 games at shortstop, 22 games at second base, 20 games in left field, 18 games at first base, eight games in centerfield, five games in rightfield and one game at third base...recorded the first five-hit game and the second multi-homer game of his major league career on May 31 at Atlanta...became the first Detroit player to have at least five hits, four runs and three RBI in a game since Carlos Peña on May 27, 2004 at Kansas City, while he was the first Tiger to go 5-for-5 with at least two home runs and three extra-base hits since Dmitri Young on May 6, 2003 at Baltimore...had four hits and stole two bases on July 14 at Kansas City...became the first Tigers player to have at least four hits and two stolen bases in a game since Roger Cedeño on August 15, 2001...selected the Tigers Player of the Month for July, hitting .284/.351/.477 with three doubles, one triple, four home runs and 11 RBI in 22 games...sidelined from August 24-September 30 with a left groin strain.

2018: Completed his first full season at the major league level with Detroit, playing in 131 games...finished season tied for the lead among American League rookies with three games of four-or-more hits, while he ranked second with 48 extra-base hits, tied for second with 42 walks, third with 29 doubles and 12 stolen bases, fourth with 109 hits, fifth with 55 runs scored and 192 total bases, tied for sixth with 16 home runs, seventh with 53 RBI and tied for seventh with 22 multi-hit games...posted 48 extra-base hits during the season, which were tied for the ninth-most by a rookie in franchise history and the most since Austin Jackson also had 48 extra-base hits in 2010...hit 16 home runs in his rookie season, which were the most by a Tigers rookie since 2003 when Craig Monroe hit 23 and Eric Munson hit 18...named Tigers Rookie of the Year by Detroit Sports Media...hit the first home run of major league career on April 5 at Chicago-AL, a two-run shot in the ninth inning off Joakim Soria...also picked up his first major league stolen base in the same game...hit pair of home runs for his first career multi-homer game and drove in a career-high five runs on May 14 vs. Cleveland...established a career-high with four hits on July 1 at Toronto...also had four hits on July 7 vs. Texas and August 30 at New York-AL...named the Tigers Player of the Month for July after hitting .286/.316/.505 with 11 runs scored, nine doubles, one triple, three home runs and nine RBI in 23 games.

2017: Spent most of season with Triple-A Rochester...saw the first major league action of his career in September...led Rochester in RBI (66), while he ranked second in games (127) and hits (122) and third in home runs (13)...made major league debut on September 2 vs. Kansas City as a defensive replacement at second base and went 0-for-2...recorded first major league hit on September 12 vs. San Diego, an infield single off Cory Mazzoni.

2016: Limited to 55 games due to two separate stints on the Injured List...sidelined from April 7-June 23 with a right foot sprain...sidelined from July 26-August 2 with a right hamstring strain...named Southern League Player of the Week for the week ending September 4 after hitting .519/.552/.815 with five runs scored, three doubles, one triple, two home runs and eight RBI in eight games...played in 29 games with Caribes de Anzoategui in the Venezuelan Winter League and hit .284/.354/.431 with 22 runs scored, eight doubles, three triples, one home run and eight RBI.

2015: Finished the season with 29 stolen bases, which was the third most in the Twins Minor League system...ranked as the 29th-best prospect in the Twins organization by *Baseball America*.

2014: Led the Twins minor league system with 35 stolen bases, while he was seventh with 58 walks...ranked as the No. 26 prospect in the Twins organization and rated as possessing the best infield arm in the Florida State League by *Baseball America*.

2013: Named to the Midwest League Midseason All-Star Team...sidelined from June 3-16 with a concussion...sidelined from August 22-30 with a groin strain...rated as the 26th-best prospect in the Twins Minor League system by *Baseball America*.

2012: Led the Appalachian League with eight triples, while he tied for the league lead with 38 walks...hit for the cycle on June 30 vs. Pulaski, going 4-for-5 with a season-high four RBI...rated as the No. 19 prospect in the Twins organization by *Baseball America*...also rated as possessing the best infield arm in the Twins system.

2011: Spent season with Rookie-level Elizabethton, playing in 59 games...ranked as 19th-best prospect and rated as possessing the best infield arm in the Twins organization by *Baseball America* following the season.

2010: Completed his first season of professional baseball in 2010, appearing in 36 games with the GCL Twins.

PROFESSIONAL: Originally selected by Minnesota in second round (71st overall) of 2010 First-Year Player Draft; signed by scout Jack Powell...elected free agency on November 6, 2017; signed by the Detroit Tigers as a minor league free agent on November 25, 2017...outrighted off Detroit's roster on November 19, 2021...signed by Houston as a free agent on March 15, 2022; released by Houston on September 2, 2022...signed by Boston as minor league free agent on December 19, 2022; released by Boston on July 3, 2023...signed with Lotte in the Korean Baseball Organization in late July.

GOODRUM'S CAREER FIELDING RECORD

POSITION	PCT	G	PO	A	E	TC	DP	PB
Shortstop	.967	147	157	395	19	571	70	—
Second Base	.971	124	170	258	13	441	54	—
Outfield	.965	67	107	3	4	114	0	—
First Base	.987	60	344	30	5	379	26	—
Third Base	.926	11	9	16	2	27	2	—
Totals	.972	409	787	702	43	1532	152	—

GOODRUM'S PROFESSIONAL INJURED LIST HISTORY

DATES	INJURY	LEVEL
June 4-August 11, 2022	Left Hamstring Strain	Triple-A Sugar Land
August 12-September 1, 2021	Left Groin Strain	Detroit
July 15-August 10, 2021	Left Calf Contusion	Detroit
June 19-July 7, 2021	Left Index Finger Injury	Detroit
September 5-15, 2020	Right Oblique Strain	Detroit
August 24-September 30, 2019	Left Groin Strain	Detroit
July 26-August 2, 2016	Ring Hamstring Strain	Double-A Chattanooga
April 7-June 23, 2016	Right Foot Sprain	Double-A Chattanooga
August 22-30, 2013	Groin Strain	Low-A Cedar Rapids
June 3-16, 2013	Concussion	Low-A Cedar Rapids

GOODRUM'S BATTING RECORD

YEAR	CLUB	AVG	G	AB	R	H	2B	3B	HR	RBI	SH	SF	HBP	BB	SO	SB	CS	OBP	OPS
2010	GCL Twins	.161	36	118	10	19	4	0	0	5	0	1	0	9	34	4	2	.219	.414
2011	Elizabethhton	.275	59	204	39	56	10	3	2	20	0	1	4	21	56	8	1	.352	.735
2012	Elizabethhton	.242	58	227	38	55	12	8	4	38	0	3	1	38	56	6	3	.349	.768
2013	Cedar Rapids	.260	103	385	62	100	22	4	4	45	4	2	4	60	105	20	4	.364	.732
2014	Fort Myers	.249	122	438	63	109	19	5	3	49	2	4	2	58	99	35	4	.337	.672
2015	Fort Myers	.220	53	205	24	45	11	1	4	19	0	1	2	32	59	11	5	.329	.671
	Chattanooga	.244	61	209	33	51	6	5	5	19	0	1	0	28	51	18	4	.332	.724
2016	Fort Myers	.280	6	25	3	7	4	0	1	5	0	0	0	1	7	1	0	.308	.868
	Chattanooga	.275	49	182	25	50	10	2	6	28	0	1	2	22	52	8	2	.358	.808
2017	Rochester	.265	127	461	71	122	25	5	13	66	1	5	2	30	119	11	7	.309	.734
	MINNESOTA	.059	11	17	1	1	0	0	0	0	0	0	0	1	10	0	0	.111	.170
2018	DETROIT	.246	131	444	55	109	29	3	16	53	0	2	4	42	132	12	4	.315	.747
2019	DETROIT	.248	112	423	61	105	27	5	12	45	0	2	1	46	138	12	3	.322	.743
2020	DETROIT	.184	43	158	15	29	7	1	5	20	0	3	0	18	69	7	1	.263	.598
2021	Lakeland	.667	1	3	1	2	2	0	0	0	0	0	0	0	1	1	1	.667	2.000
	Toledo	.185	14	54	7	10	0	0	0	2	0	1	0	7	16	1	0	.274	.459
	DETROIT	.214	90	290	39	62	11	2	9	33	0	2	4	29	107	14	5	.292	.651
2022	Astros Orange	.000	3	6	2	0	0	0	0	1	0	0	0	4	4	0	0	.400	.400
	Astros Blue	.364	4	11	5	4	2	0	0	3	0	0	0	3	5	1	0	.500	1.046
	Sugar Land	.311	13	45	12	14	3	0	2	5	0	0	0	17	14	2	0	.500	1.011
	HOUSTON	.116	15	43	2	5	2	0	0	1	0	0	0	2	23	1	0	.156	.318
2023	Worcester	.280	65	218	49	61	9	1	8	36	0	1	1	66	60	7	3	.448	.888
	Lotte (KBO)	.295	50	173	16	51	14	1	0	28	0	4	1	23	46	0	0	.373	.760
	Minor League Totals	.253	774	2791	444	705	139	34	52	341	7	21	18	396	738	134	36	.347	.730
	Major League Totals	.226	402	1375	173	311	76	11	42	152	0	9	9	138	479	46	13	.299	.688

TWINS ON INSTAGRAM

Jorge Alcalá@jorge_luis_alcala28
 Jordan Balazovic@jordanalbalazovic
 Byron Buxton@buckdaddy103
 Jair Camargo@jaircamargo7c
 Matt Canterino@cotton_cante
 Willi Castro@willic001
 Hank Conger@pandacrusher35
 Carlos Correa@teamjcorrea
 Tony Diaz@tonydiaz9332
 Anthony DeSclafani@adesclafani
 Randy Dobnak@dobnak_
 Daniel Duarte@d_duarte53
 Jhoan Duran@jhoan_duran59
 Kyle Farmer@kyle_farmer
 David Festa@DavFesta13
 Kody Funderburk@kodyfunderburk
 Niko Goodrum@nikogoodrum28
 Nick Gordon@flashgthe3rd
 Brent Headrick@brentheadrick
 Michael Helman@mj_helman01
 Ronny Henriquez@ronnyhenriquez79
 Alex Isola@alex_isolaaa
 Jay Jackson@jaxland58
 Griffin Jax@griffinjax22
 Ryan Jeffers@ryan_jeffers27
 Edouard Julien@edouardjulien
 DaShawn Keirse@dk.breezy
 Alex Kirilloff@akirilloff19
 Brooks Lee@brookslee22
 Royce Lewis@roycelewis

Pablo López@plopezserra
 Manuel Margot@manuelmargot
 Austin Martin@austin_martin99
 Jose Miranda@jimp_
 Jovani Moran@jovanimoran_
 Bailey Ober@oberbailey
 Steven Okert@steven_okert
 Chris Paddack@paddack29
 David Popkins@davidpopkins1
 Anthony Prato@2real_ap
 Joe Ryan@thejoeryanexperience
 Aaron Sabato@aaron_sabato14
 Cole Sands@colesands_26
 Carlos Santana@slamtana_41
 Yunior Severino@severino4827
 Derek Shomon@derekshomon
 Josh Staumont@staumont
 Brock Stewart@brockstew15
 Colby Suggs@colbysuggs34
 Justin Topa@justtopa27
 Louie Varland@louievarland
 Christian Vázquez@1990colo
 Matt Wallner@matt_wallner
 Tommy Watkins@tommy_watkins40
 Zack Weiss@zackweiss32
 Chris Williams@ckw27
 Josh Winder@j_winder36
 Pat Winkel@patrick_winkel
 Simeon Woods Richardson ...@simeon_woods10



53

BRENT HEADRICK

LHP

H/W: 6-6/235 **B/T:** L/L
OPENING DAY AGE: 26
BORN: 12/17/1997 in Braidwood, IL
RESIDES: Braidwood, IL

ACQUIRED: 9th RD, 2019 MLB Draft
M.L. SERVICE: 66 days
OPTIONS USED: 1 of 3
CONTRACT STATUS: Signed thru 2024

PERSONAL: Brent Wayne Headrick (pronounced HED-rick)...X: @BrentHeadrick...Instagram: @brentheadrick...wife, Hannah...he and his wife volunteered at the United Way of Lee, Hendry and Glades processing center during 2023 spring training, helping sort donations for Lee County school students and their families in the aftermath of Hurricane Ian...attended Reed-Custer High School in hometown of Braidwood, IL...was three-year starter for baseball team...named the Class 2A Player of the Year...earned All-Area and All-Conference honors all three years...served as team captain and named MVP final two seasons...team won conference title as a senior...also a three-year member of school's basketball team; earned All-State honors junior and senior years, and All-Area and All-Conference honors all three years...made a school-record 127 three-pointers as a junior, then tied for 17th-highest single-season total in state history...team won regional championships three-straight years...also a member of school's golf team for two years...earned All-Academic honors in all three sports played...received all-state academic nomination...pitched three seasons collegiately at Illinois State University from 2017-19...went 14-12, 4.55 ERA (205.2 IP, 104 ER) with 70 walks and 193 strikeouts in 42 career games (39 starts) for the Redbirds...named 2019 Missouri Valley Conference Pitcher of the Year and 2019 All-MVC First Team...named to the 2019 MVC Scholar-Athlete Team and 2019 MVC All-Tournament Team...favorite musical artist is Lil Wayne and favorite restaurant is Chipotle...Brent is known for his big hands – like, think Sandy Koufax-esque size...just like the left-handed Hall of Famer, he can hold seven baseballs in one hand at once...participated in 2024 TwinsFest at Target Field.

CAREER HIGHS

IP: 5.0, 4/26/23 vs. NYY
SO: 8, 4/26/23 vs. NYY
Walks: 2, 3x, last 8/11/23 at PHI
CG: --
Low-Hit CG: --
Win-Streak: 3, 6/17/23-present



CAREER HIGHLIGHTS: Ranked as 30th best prospect in Twins organization by *Baseball America* entering 2024...made major league debut on April 19, 2023 at Boston, earning save in 3.0 innings of relief...third pitcher in Twins history to earn save in debut (Steve Barber – 1970 and Micheal Nakamura – 2003)...wore number 94 in Twins spring training 2023, but switched to 53 when making major league debut.

POSTSEASON CAREER: Has not appeared at major league level.

2023:

- Pitched in Twins spring training for first time in career...optioned to Triple-A St. Paul on March 14 where he began season...had four different stints with Minnesota on season and eventually finished season at St. Paul.
- Made two appearances for the Saints from April 6-11 and was recalled by Minnesota on April 16 (Louie Varland optioned).
- Made major league debut on April 19 at Boston, allowing one run on one hit in 3.0 innings pitched, with two walks and three strikeouts, earning the save in a 10-4 Twins victory...earned first major league strikeout, fanning Enmanuel Valdez...became third pitcher in Twins history (since 1961) to earn a save in his debut, joining Micheal Nakamura (6/7/03) and Steve Barber (4/9/70).
- Struck out season-high eight batters on April 26 vs. New York-AL, all in 5.0 innings of relief...fifth rookie in club history to strike out eight-plus batters in one relief outing, joining Dave Boswell (9 on 5/11/65 vs. CAL), Tom Johnson (9 on 8/6/76 at TEX), Mark Guthrie (8 on 8/22/89 vs. CWS) and Jim Merritt (8 on 9/10/65 at BOS).
- Recorded minor league season-high nine strikeouts (3.2 IP) on May 4 vs. Nashville.
- Named Twins minor league Pitcher of the Week while at St. Paul on June 4, allowing one run on five hits in 5.0 innings pitched, with seven strikeouts in a relief appearance for the Saints.
- Earned first major league win on June 17 vs. Detroit, pitching 2.1 scoreless innings with one hit, one walk and two strikeouts in a Twins 2-0 victory.
- Finished season at St. Paul but spent the final week of the season throwing to rehabbing hitters (Buxton, Correa, Lewis, et al) to be ready for Postseason.
- Combined to go 7-2, 5.10 ERA (100.2 IP, 57 ER) with 36 walks, 113 strikeouts and a .255 opponent batting average in 33 games (12 starts) between St. Paul and Minnesota on season.
- Ranked as 30th best prospect in Twins organization by *Baseball America* entering 2024.

2022: Began season with High-A Cedar Rapids...named Twins minor league Pitcher of the Week three times on season (May 1 with Cedar Rapids, September 4 and September 25 with Wichita), tying Louie Varland and David Festa for most in 2022...struck out regular season-high 10 batters twice: May 4 vs. Quad Cities (with Cedar Rapids) and August 18 vs. Tulsa (with Wichita)...placed on 7-day Injured List July 1 after testing positive for COVID-19; reinstated July 10...promoted to Double-A Wichita July 23...allowed seven runs over 2.1 innings pitched in first appearance with Wind Surge, but posted a 3.54 ERA (40.2 IP, 16 ER) in nine games to finish season...started the do-or-die game for Wind Surge in Game 2 of the Texas League Championship September

GET INSIDE BRENT'S HEAD

Favorite player(s) growing up: Randy Johnson and Chris Sale
Favorite memory playing ball growing up: Time with friends
Favorite memory watching ball as kid: Went to a game in St. Louis and starting pitcher (Brad Penny) hit a grand slam. Brent said, "It always gave me hope!"
Favorite clubhouse meal: Sushi (last day of series)
Favorite musician: Lil Wayne
Favorite off-day activity: Golf
Favorite TV show: Suits
Best style on team: Byron Buxton



AM I SAYING MEOW?

Brent dressed up as a state trooper on the Twins rookie dress-up travel day near the end of 2023. Along with his mustache, he was compared to by teammates as a look-a-like for "Rabbit" from the movie Super Troopers.

27 vs. Frisco, pitching 7.0 shutout innings, with three hits allowed, tying a career-high with 11 strikeouts...Wichita lost 7-5 in 10 innings, ending its season...combined to go 10-5, 3.32 ERA (108.1 IP, 40 ER) with 40 walks, 136 strikeouts and a .224 opponents batting average in 25 games (23 starts) between both levels...held right-handed batters to a .216 average, compared to .242 vs. left-handers...ranked second among Twins minor leaguers in strikeouts (136), trailing only Louie Varland (146); also second in innings pitched (108.1)...tied for first in wins (10) with Kody Funderburk and in starts (23) with Varland...added to Twins 40-man roster November 15...

named left-handed starting pitcher on Twins' MLB.com organizational All-Star team...ranked as 25th-best prospect in Twins system by MLB.com, entering 2023.

2021: Split the season between Rookie GCL Twins and Low-A Fort Myers, going 3-5, 3.82 ERA (61.1 IP, 26 ER) with 33 walks and 86 strikeouts in 15 games (14 starts)...named Twins minor league Pitcher of the Week May 9...struck out minor league career-high of 11 batters June 6 vs. St. Lucie (5.0 IP).

2020: Did not play professionally after minor league season cancelled due to COVID-19 pandemic.

2019: Began professional career with Rookie-Elizabethton and appeared in just three games (2 starts), pitching 3.2 innings from August 21-27.

PROFESSIONAL: Selected by Twins in ninth round of 2019 First-Year Player Draft out of Illinois State University, signed by scout Jeff Pohl.

CUBE SMART

Brent learned how to solve a Rubik's cube in the offseason. His best time was 1:59 and he can routinely do it in under three minutes.

HEADRICK'S PLAYING RECORD

YEAR	CLUB	W-L	ERA	G	GS	CG	SHO	SV	IP	H	R	ER	HR	HB	BB	SO	WP	K/9	BAA
2019	Elizabethton	0-0	0.00	3	2	0	0	0	3.2	2	2	0	0	0	5	2	0	4.9	.182
2020		NO SEASON - DID NOT PLAY																	
2021	GCL Twins	0-0	0.00	1	1	0	0	0	1.2	1	1	0	0	0	2	2	0	10.8	.167
	Fort Myers	3-5	3.82	15	14	0	0	0	61.1	64	32	26	5	1	33	86	9	12.6	.264
2022	Cedar Rapids	8-2	2.34	15	15	0	0	0	65.1	45	17	17	7	2	13	77	0	10.6	.188
	Wichita	2-3	4.81	10	8	0	0	0	43.0	47	24	23	11	0	12	59	0	12.4	.273
2023	St. Paul	4-2	4.68	19	12	0	0	0	75.0	72	42	39	11	5	26	83	2	10.0	.251
	MINNESOTA	3-0	6.31	14	0	0	0	1	25.2	27	18	18	7	4	10	30	1	10.5	.267
	Minor League Totals	17-12	3.78	63	52	0	0	0	250.0	231	118	105	34	8	91	309	11	11.1	.241
	Major League Totals	3-0	6.31	14	0	0	0	1	25.2	27	18	18	7	4	10	30	1	10.5	.267

HEADRICK'S CAREER FIELDING RECORD

POSITION	PCT	G	PO	A	E	TC	DP	PB
Pitcher	1.000	14	0	1	0	1	0	—

HEADRICK'S PROFESSIONAL INJURED LIST HISTORY

DATES	INJURY	LEVEL
July 1-10, 2022	COVID-19	High-A Cedar Rapids
August 1-end of 2021 season	Right Oblique Strain	Low-A Fort Myers

TWINS ALL-TIME BIGGEST INNINGS

INNING	RUNS	DATE	OPPONENT	SCORE	WINNER	LOSER
1	11	7-18-62	Cleveland	14-3	Stigman	Latman
2	10	8-6-12	at Cleveland	14-3	Diamond	McAllister
3	8	6x, last 9-3-16	Chicago-AL	11-3	Santiago	Shields
4	11	8-5-77	Cleveland	14-10	Zahn	Monge
5	11	5-20-94	Boston	21-2	Pulido	Hesketh
6	9	7-31-88	at Cleveland	12-4	Toliver	Farrell
		9-14-04	Chicago-AL	10-2	Santana	Garcia
		8-22-14	Detroit	20-6	Presly	Ray
7	10	6-4-02	Cleveland	23-2	Reed	Drese
8	9	9-11-66	Baltimore	11-6	Worthington	S. Miller
		8-3-14	at Chicago-AL	16-3	Gibson	Guerra
9	7	9-3-73	at Kansas City	11-5	B. Campbell	Garber
		5-6-78	at Baltimore	8-7	Thayer	Stanhouse
		7-10-15	Detroit	8-6	May	Soria
10	11	6-21-69	at Oakland	14-4	Grzenda	Lindblad
11	6	8-5-62	at Detroit	8-3	Kaat	Nischwitz
		9-1-70	at Milwaukee	7-1	Kaat	Bolin
		7-25-18	Toronto	12-6	Belisle	Petricka
12	4	8-14-93(1)	at Oakland	5-1	Casian	Honeycutt
13	5	5-19-64	at New York-AL	7-2	Roland	Reniff
14	4	8-10-05	at Seattle	7-3	Nathan	Nelson
15	4	6-6-73	at Cleveland	7-3	Corbin	Johnson
16	5	8-16-05	at Chicago-AL	9-4	Romero	Adkins
17	1	6-18-19	Boston	4-3	Littell	Johnson
18	4	7-19-69	at Seattle	11-7	Perry	Gelner
22	1	8-31-93	Cleveland	5-4	Merriman	Grimsey



92

MICHAEL HELMAN

NON-ROSTER INVITE

IF/OF

H/W: 5-11/191 **B/T:** R/R
OPENING DAY AGE: 27
BORN: 5/23/1996 in Lincoln, NE
RESIDES: Lincoln, NE

ACQUIRED: 11th RD, 2018 MLB Draft
M.L. SERVICE: None
OPTIONS USED: 0 of 3
CONTRACT STATUS: Signed thru 2024

PERSONAL: Michael James Helman...X: @theHELM...Instagram: @mj_helman01...wife, Allie...the couple has a son, Beckham (born in July of 2023)...has two cousins, Jeff and Joel Makovicka, who played in the NFL...played at Hutchinson Community College (KS) from 2016-17 and was named National Junior College Athletic Association Player of the Year as well as an American Baseball Coaches Association Gold Glove second baseman, All-NCAA First Team, All-Kansas Jayhawk Community College Conference (KJCCC) All-Region 6 First Team and KJCAA Western Division Most Valuable Player...set the single-season school record for hits (111) and led the nation with a .487 batting average and 103 runs scored as a junior in 2017...played in the Texas Collegiate Summer League for Brazos Valley in 2017...transferred to Texas A&M and named 2018 All-SEC Second Team and SEC All-Tournament Team as a junior.

CAREER HIGHLIGHTS: Named 28th-best prospect in Twins system by MLB.com after 2022 season...named 2018 Twins MiLB.com organizational All-Star...versatile player has played games at the minor league level all over the diamond, including second base, third base, first base, centerfield, rightfield and leftfield.

POSTSEASON CAREER: Has not appeared at major league level.

2023:

- Named 26th best prospect in Twins organization to start 2023 by *Baseball America*.
- Was an invite to Twins spring training, the first of career but was limited during exhibition season battling left hamstring strain.
- Began season on Triple-A St. Paul's 7-day Injured List with a left hamstring strain...played in five games for Low-A Fort Myers on rehab assignment from April 19-23 and reinstated April 24.
- Made Triple-A debut on April 25 at Rochester, hitting second career grand slam and recording fifth professional multi-homer game with minor league career-high six RBI.
- Hit .359 (23-for-64) with a .468 on-base percentage, a .703 slugging percentage and a 1.171 OPS in 17 games between Fort Myers and St. Paul before landing on Injured List...reached safely in 16 of those 17, including 15-straight from April 20-May 11.
- Placed on 7-day IL on May 12 with dislocated left shoulder (subluxation)...transferred to 60-day IL on June 21...played in six games for Double-A Wichita on rehab assignment and reinstated from IL on September 3.
- Made return in September and finished season playing in 15 games for Saints from September 5-24, hitting .270 (17-for-63) with 12 RBI, 12 runs scored and a .721 OPS.
- Hit third professional grand slam and second of season on September 22 vs. Toledo.
- Hit .313 (10-for-32) vs. left-handed pitching and .299 (35-for-117) vs. right-handed pitching.
- Defensively, at both levels combined during season, played 10 games (all starts) at shortstop, six games (5 starts) at third base, five games (all starts) in leftfield and four games (all starts) in centerfield.
- Played in 15 games for Lacey in Dominican Winter League, following the season, where one of his hitting coaches was Twins' minor league coordinator of instruction Edgar Varela.

2022: Began season with Double-A Wichita...hit safely in season-long 11-straight games for Wind Surge from May 1-20...promoted to Triple-A St. Paul May 31...was slashing .278/.367/.472 for Wind Surge at time of promotion and ranked ninth in the Texas League in runs scored (34)...tied a career high with three walks July 3 vs. Omaha...stole 13th base with Saints July 9, breaking a St. Paul franchise record, passing Royce Lewis' previous record of 12 in 2022...recorded a career-high five hits (5 PA), career-high-tying two home runs and four runs, finishing a triple shy of the cycle August 2 at Omaha...stole a Triple-A season-high-tying and franchise record four bases August 27 at Iowa...combined to hit .258 (132-for-512) with 23 doubles, three triples, 29 home runs, 60 RBI, 101 runs scored and 40 stolen bases in 135 games between both levels...ranked tied for eighth in the International League in stolen bases (30), despite just 96 games played for Saints...led all Twins minor leaguers in games (135), runs scored (101), second in hits (132), third in stolen bases (40) and fifth in home runs (20)...named 28th-best prospect in Twins organization by MLB.com

2021: Spent entire season with High-A Cedar Rapids...named Twins minor league Player of the Week August 1, after hitting .423 (11-for-26) with one double, one triple, two home runs, three RBI, four walks and a 1.269 OPS...led Kernels in hits (98), doubles (21), home runs (19), RBI (57), stolen bases (21) and runs (71)...played 16 games for Scottsdale Scorpions in the Arizona Fall League, hitting .216 (11-for-51) with seven stolen bases and nine walks.

2020: Did not play professionally; minor league season cancelled due to COVID-19.

2019: Spent entire season with High-A Fort Myers...placed on 7-day Injured List July 22 with right forearm fracture and did not return...ranked fourth on Mighty Mussels in games (82) and fifth in at-bats (284).

2018: Began professional career with Rookie-Elizabethton and played in 12 games for the E-Twins before being promoted to Low-A Cedar Rapids August 6...combined to hit .361 (53-for-147) with a .919 OPS in 39 games between both levels...named Twins MiLB.com organizational All-Star.

PROFESSIONAL: Selected by Twins in 11th round of 2018 First-Year Player Draft out of Texas A&M University; signed by scout Greg Runser.



HELMAN'S PLAYING RECORD

YEAR	CLUB	AVG	G	AB	R	H	2B	3B	HR	RBI	SH	SF	HBP	BB	SO	SB	CS	OBP	OPS
2018	Elizabethton	.375	12	40	8	15	0	1	2	7	0	1	2	3	4	6	1	.435	1.010
	Cedar Rapids	.355	27	107	20	38	6	1	2	15	0	2	3	6	14	4	5	.398	.884
2019	Fort Myers	.197	82	284	26	56	13	1	3	25	1	3	1	17	40	3	3	.243	.524
2020	NO SEASON - DID NOT PLAY																		
2021	Cedar Rapids	.246	111	398	71	98	21	4	19	57	0	1	3	51	87	21	5	.336	.798
2022	Wichita	.278	39	144	34	40	6	2	6	20	0	1	0	21	32	10	0	.368	.840
	St. Paul	.250	96	368	67	92	17	1	14	40	0	4	3	40	80	30	5	.325	.741
	Fort Myers	.421	5	19	7	8	3	1	0	4	0	0	2	3	3	3	0	.684	1.226
2023	Wichita	.227	6	22	2	5	1	0	1	5	0	1	0	1	5	0	0	.250	.659
	St. Paul	.296	27	108	22	32	7	1	6	31	0	0	3	7	16	5	1	.356	.902
Minor League Totals		.258	405	1490	257	384	74	12	53	204	1	13	17	149	281	82	20	.330	.760

HELMAN'S PROFESSIONAL INJURED LIST HISTORY

DATES	INJURY	LEVEL
May 12-August 28, 2023	Dislocated Left Shoulder (Subluxation)	Triple-A St. Paul
March 31-April 24, 2023	Left Hamstring Strain	Triple-A St. Paul
July 22-end of 2019 season	Right Forearm Fracture	High-A Fort Myers

THREE-HOMER GAMES

TWINS	NO.	PLAYER	DATE	OPPONENT	AT-BATS (AB HR HIT)
	1	Bob Allison	5-17-63	at Cleveland	5 (3-4-5)
	2	Harmon Killebrew	9-21-63 (G1)	at Boston	5 (1-3-5)
	3	Tony Oliva	7-3-73	at Kansas City	5 (1-3-5)
	4	Justin Morneau	7-6-07 (G2)	at Chicago-AL	5 (1-2-4)
	5	Max Kepler	8-1-16	at Cleveland	6 (1-2-4)
	6	Brian Dozier	9-5-16	Kansas City	5 (1-2-5)
	7	Eddie Rosario	6-13-17	Seattle	5 (1-2-5)
	8	Byron Buxton	8-27-17	at Toronto	5 (3-4-5)
	9	Eddie Rosario	6-3-18	Cleveland	5 (1-4-5)
	10	Max Kepler	6-6-19	at Cleveland	4 (1-2-4)
	11	Nelson Cruz	7-25-19	at Chicago-AL	5 (1-2-3)
	12	Nelson Cruz	8-3-19	Kansas City	4 (1-2-4)
	13	Miguel Sanó	5-18-21	Chicago-AL	4 (2-3-4)

OPPONENTS	NO.	PLAYER	DATE	OPPONENT	AT-BATS (AB HR HIT)
	1	Tom McCraw	5-24-67	Chicago-AL	6 (2-4-6)
	2	Joe Lahoud	6-11-69	Boston	5 (1-3-5)
	3	Bobby Grich	6-18-74	at Baltimore	5 (2-3-4)
	4	Al Oliver	5-23-79	at Texas	4 (1-3-4)
	5	Eddie Murray	8-29-79 (G2)	Baltimore	5 (3-4-5)
	6	Jeff Burroughs	8-14-81 (G2)	Seattle	4 (1-3-4)
	7	Doug DeCinces	8-3-82	at California	5 (1-2-3)
	8	Harold Baines	9-17-84	Chicago-AL	4 (1-3-4)
	9	Cory Snyder	5-21-87	at Cleveland	4 (1-2-4)
	10	Joe Carter	7-19-89	Cleveland	5 (1-2-4)
	11	Dave Winfield	4-13-91	California	6 (1-2-3)
	12	Dave Henderson	8-3-91	at Oakland	5 (1-2-3)
	13	Juan Gonzalez	6-7-92	at Texas	4 (1-2-4)
	14	Darnell Coles	7-5-94	Toronto	5 (2-4-5)
	15	Ernie Young	5-10-96	at Oakland	5 (1-3-4)
	16	Gerónimo Berroa	8-12-96	at Oakland	5 (1-2-5)
	17	Iván Rodríguez	9-11-97	at Texas	4 (2-3-4)
	18	Edgar Martínez	5-18-99	at Seattle	5 (3-4-5)
	19	Ellis Burks	6-19-01	at Cleveland	7 (3-4-7)
	20	Hee-Seop Choi	6-12-05	at Los Angeles-NL	4 (1-4-6)
	21	Nick Markakis	8-22-06	at Baltimore	4 (1-2-3)
	22	Evan Longoria	9-18-08	at Tampa Bay	5 (1-3-4)
	23	José Bautista	5-15-11	Toronto	5 (2-3-4)
	24	Curtis Granderson	4-19-12	at New York-AL	5 (1-2-3)
	25	Alex Rodríguez	7-25-15	New York-AL	4 (2-3-4)
	26	Josh Donaldson	8-28-16	at Toronto	4 (2-3-4)



31

RONNY HENRIQUEZ

NON-ROSTER INVITE

RHP

H/W: 5-10/165 B/T: R/R
OPENING DAY AGE: 23
BORN: 6/20/2000 in Bona0, DR
RESIDES: Bona0, DR

ACQUIRED: Trade with TEX, 3/12/22
M.L. SERVICE: 61 days
OPTIONS USED: 2 of 3
CONTRACT STATUS: Signed thru 2024

PERSONAL: Ronny Henriquez (pronounced hen-REE-kez)...X: @RonnyHenrique12...Instagram: @ronnyhenriquez79.

CAREER HIGHLIGHTS: Made major league debut September 19, 2022 at Cleveland...set Triple-A St. Paul franchise single-season strikeout record with 106 strikeouts in 2022 (broke by Randy Dobnak in 2023)...ranked as 20th-best Twins prospect by MLB.com, entering 2022...ranked as Texas' 10th-best prospect entering 2020 according to *Baseball America*...named 2018 Dominican Summer League Midseason All-Star...named to 2018 DSL All-Star team by *Baseball America*...acquired by Minnesota via trade along with infielder Isiah Kiner-Falefa March 12, 2022, in exchange for catcher Mitch Garver.

POSTSEASON CAREER: Has not appeared at major league level.

2023:

- Was in Twins spring training for second-straight season but did not pitch while nursing a sore throwing arm...began season on Minnesota's 15-day Injured List with right elbow inflammation.
- Began season on rehab assignment with Low-A Fort Myers, making two appearances; was reinstated on May 12 and optioned to Triple-A St. Paul, where he spent entire season.
- Allowed just one home run in first 16 appearances of season with Saints, with only blemish coming on May 21 at Columbus.
- Placed on Saints' 7-day IL on June 15 with left oblique strain; reinstated on June 28.
- Pitched season-high 3.0 scoreless innings on August 30 vs. Columbus.
- Earned second career professional save and first of season on September 21 vs. Toledo, pitching 1.0 scoreless inning.
- Held left-handed batters to a .225 average, compared to .264 vs. right-handed batters.
- Ranked fourth on Saints staff in appearances (37) and games finished (11).
- Was not tendered a contract by Minnesota on November 17, but re-signed to minor league contract on November 19.

2022: Pitched in Twins spring training for first time in career after being acquired March 12 in a trade with Texas, in exchange for catcher Mitch Garver...optioned to Triple-A St. Paul March 23, where he began season...named Twins minor league Pitcher of the Week July 31, appearing in one game and pitching 4.0 shutout innings, with five hits allowed, no walks and four strikeouts vs. Iowa...struck out season-high nine batters in 5.0 innings pitched September 7 at Toledo...earned first professional save September 13 vs. Louisville, allowing one run on two hits in 4.0 innings pitched...set St. Paul Saints franchise strikeout record with 106 strikeouts...contract selected by Minnesota September 18...made major league debut September 19 at Cleveland, allowing three runs on four hits in 4.0 innings pitched, with two walks and two strikeouts...recorded first career strikeout, fanning José Ramírez...became first player born in the 2000s to make his debut with Twins...debuted at age 22.091, the third-youngest pitcher to debut in baseball in 2022, trailing Los Angeles-AL's Chase Silseth (21.360) and teammate Simeon Woods Richardson (22.005)...made second career appearance September 25 vs. Los Angeles-AL, pitching 4.2-scoreless innings...went 1-4, 5.87 ERA (61.1 IP, 40 ER) in 14 starts for the Saints and 2-0, 4.85 ERA (42.2 IP, 23 ER) in 12 relief appearances...held left-handed batters to a .226 average, compared to .281 vs. righties at St. Paul and Minnesota combined...ranked as 22nd-best prospect in Twins system by MLB.com after season...ranked as 20th-best prospect in Twins system by MLB.com, entering 2023.

2021: Began season with High-A Hickory (Texas)...made five starts for the Crawdads, going 1-3, 3.75 ERA (24.0 IP, 10 ER) with eight walks and 27 strikeouts...promoted to Double-A Frisco June 12...issued just eight walks in final 11 games (47.1 IP) with Frisco from July 13-end of season...struck out at least six batters in 11 of 21 games on season and seven-plus five times...fanned 42 in final 33.1 innings pitched from August 7-end of season...combined to go 5-7, 4.71 ERA (93.2 IP, 49 ER) with 25 walks, 105 strikeouts, and a .220 opponent batting average in 21 games between both levels...held right-handed batters to a .198 (40-for-202) average and left-handed batters to a .250 (38-for-152) average...added to Rangers' 40-man roster November 19...acquired by Minnesota via trade with Texas, along with infielder Isiah Kiner-Falefa, in exchange for catcher Mitch Garver March 12, 2022...ranked 14th-best prospect in Twins system by MLB.com, entering the season.

2020: Did not see official game action after minor league season was canceled due to COVID-19...23 strikeouts in Fall Developmental League were tied for third most among Texas pitchers in camp...issued just six walks over 17.0 innings pitched and held opposing batters to six runs on 15 hits.

2019: Spent entire season with High-A Hickory (Texas) and led staff with 99 strikeouts and ranked eighth in the South Atlantic League (minimum 80.0 innings pitched) with a 10.87 strikeouts-9.0 innings pitched ratio...went 3-4, 3.50 ERA (43.2 IP, 17 ER) in first 12 games/starts, 0-2, 9.28 ERA (21.1 IP, 22 ER) in next six games/starts, and 3-0, 1.06 ERA (17.0 IP, 2 ER) with opponents going 7-for-57 (.123) in last three games/starts...opponents batted .284 overall, .259 vs. left-handed batters and .309 vs. right-handed batters...ranked as Texas' 10th-best prospect entering 2020 according to *Baseball America*.

CAREER HIGHS

IP: 4.2, 9/25/22 vs. LAA
SO: 4, 9/25/22 vs. LAA
W: 2, 9/19/22 at CLE
CG: --
Low-Hit CG: --
Win-Streak: --



2018: Named a Dominican Summer League mid-season All-Star in professional debut at age 18, ranking among the league leaders in strikeouts (4th, 79), WHIP (4th, 0.78), and ERA (7th, 1.55)...among DSL starters, ranked among leaders in strikeouts-per-9.0 IP (1st, 12.26), fewest baserunners per 9.0 innings pitched (2nd, 6.98), opponent average (3rd, .177), and walks-per-9.0 IP (4th, 1.24)...whiffed season-best 13 of 20 batters faced July 30 at DSL Tigers I and totaled three double-digit strikeout games...named to DSL All-Star team by *Baseball America*.

PROFESSIONAL: Signed by Texas as international free agent on July 2, 2017; signed by scout Willy Espinal...acquired by Minnesota via trade along with infielder Isiah Kiner-Falefa on March 12, 2022, in exchange for catcher Mitch Garver.

HENRIQUEZ'S PLAYING RECORD

YEAR	CLUB	W-L	ERA	G	GS	CG	SHO	SV	IP	H	R	ER	HR	HB	BB	SO	WP	K/9	BAA
2018	DSL Rangers2	5-0	1.55	11	11	0	0	0	58.0	37	18	10	2	0	8	79	2	12.3	.177
2019	Hickory	6-6	4.50	21	19	0	0	0	82.0	91	50	41	6	3	27	99	4	10.9	.284
2020		DID NOT PITCH - NO SEASON																	
2021	Hickory	1-3	3.75	5	5	0	0	0	24.0	13	11	10	2	2	8	27	1	10.1	.153
	Frisco	4-4	5.04	16	11	0	0	0	69.2	65	42	39	15	2	18	78	0	10.1	.242
2022	St. Paul	3-4	5.66	24	14	0	0	1	95.1	99	60	60	19	5	33	106	5	9.0	.266
	MINNESOTA	0-1	2.31	3	0	0	0	0	11.2	8	4	3	1	2	3	9	0	6.9	.178
2023	Fort Myers	0-0	4.91	2	0	0	0	0	3.2	4	2	2	0	0	3	4	2	9.8	.267
	St. Paul	5-3	5.68	37	0	0	0	1	57.0	54	38	36	6	3	36	49	1	7.7	.244
Minor League Totals		24-20	4.57	116	60	0	0	2	389.2	363	221	198	50	15	132	442	15	10.2	.243
Major League Totals		0-1	2.31	3	0	0	0	0	11.2	8	4	3	1	2	3	9	0	6.9	.178

HENRIQUEZ'S CAREER FIELDING RECORD

POSITION	PCT	G	PO	A	E	TC	DP	PB
Pitcher	.800	3	3	1	1	5	0	—

HENRIQUEZ'S PROFESSIONAL INJURED LIST HISTORY

DATES	INJURY	LEVEL
June 15-28, 2023	Left Oblique Strain	Triple-A St. Paul
March 27-May 11, 2023	Right Elbow Inflammation	Minnesota

TRIPLE PLAYS

TWINS

DATE	INN	OPPONENT	PLAYERS	BATTER
August 18, 1966	2nd	California	Rollins-Tovar-Killebrew	Malzone
September 10, 1968	5th	Cleveland	Rollins-Carew-Allison	Horton
July 25, 1976	1st	at Chicago-AL	Borgmann-Gómez	Stein
May 29, 1982	2nd	New York-AL	Butera-Gaetti-Hrbek-Felton	Smalley
August 8, 1983	4th	at California	Gaetti-Castino-Hrbek	Ro. Jackson
July 19, 1984	2nd	at New York-AL	Gaetti-Teufel-Hrbek	Cerone
April 5, 1988	8th	at New York-AL	Gaetti-Lombardozi-Hrbek	Santana
August 8, 1988	4th	Cleveland	Gladden-Lombardozi-Larkin	Carter
July 17, 1990*	4th	at Boston	Gaetti-Newman-Hrbek	Brunansky
	8th		Gaetti-Newman-Hrbek	Reed
May 27, 2006	8th	Seattle	Castillo-Morneau-Batista	Johjima
June 1, 2017	4th	at Los Angeles-AL	Sanó-Dozier-Mauer	Marte
July 22, 2019	1st	New York-AL	Arraez-Schoop-Sanó	Encarnación
August 7, 2019	3rd	Atlanta	Sanó-Schoop-Cron	Flowers
June 6, 2021	3rd	at Kansas City	Sanó-Simmons-Gordon	Lopez
July 4, 2022**	7th	at Chicago-AL	Buxton-Urshela**	Pollock
August 22, 2022	4th	vs. Texas	Miranda-Correa	Lowe

OPPONENTS

DATE	INN	OPPONENT	PLAYERS	BATTER
June 3, 1968	8th	at New York-AL	Womack-Cox-Mantle	Roseboro
June 27, 1972	4th	California	Spencer-McMullen-Alomar-Cardenas	J. Nettles
June 7, 1976	5th	at Cleveland	Thomas-Duffy-Howard	Wynegar
July 23, 1977	6th	California	Mulliniks-Remy-Solaita	Bostock
September 8, 1996	6th	California	Howell-Hudler-Snow	Coomer
May 14, 2006	6th	Chicago-AL	Konerko-Iguchi-Uribe	Castillo
August 27, 2007	7th	at Cleveland	Blake-Cabrera-Martinez	Redmond
August 21, 2012	5th	at Oakland	Donaldson-Rosales-Carter	Plouffe

* - No other team has ever turned two triple plays in a game

** - First 8-5 triple play in Major League Baseball history



76
ALEX ISOLA
 NON-ROSTER INVITE

C/1B

H/W: 5-11/227 **B/T:** R/R
OPENING DAY AGE: 25
BORN: 7/22/1998 in Lincoln, CA
RESIDES: Lincoln, CA

ACQUIRED: 29th RD, 2019 MLB Draft
M.L. SERVICE: None
OPTIONS USED: 0 of 3
CONTRACT STATUS: Signed thru 2024

PERSONAL: Alexander Clay Isola (pronounced eye-SOH-lah)...X: @alex_isolaa...Instagram: @alex_isolaaa...proposed to his fiance, Lexie in January of 2023...attended Jesuit High School in Carmichael, CA...began collegiate career at the University of Utah in 2017...transferred to play junior college ball at Yavapai College in Prescott, AZ in 2018...transferred to Texas Christian University in Fort Worth, TX in 2019...named 2021 Harmon Killebrew Award winner for minor league community service, representing High-A Cedar Rapids...volunteered with the local Meals on Wheels chapter during the season, delivering meals to those in need in his free time and encouraging his teammates to do the same...enjoys golfing in spare time.

CAREER HIGHLIGHTS: Played for Glendale Desert Dogs in 2022 Arizona Fall League...named first baseman on Twins MiLB.com organizational All-Star team in 2023.

POSTSEASON CAREER: Has not appeared at major league level.

2023:

- * Was in Twins minor league spring training but played in several exhibition games for Minnesota as depth player, coming from minor league side of complex.
- * Spent entire season at Double-A Wichita.
- * Reached safely in season-long 17-straight games from April 27-May 20, hitting .339 (22-for-65) with a .942 OPS in that span.
- * Recorded second career multi-homer game on August 13 at Northwest Arkansas, including a career-high six RBI.
- * Finished season hitting .374 (46-for-123) with six doubles, eight home runs, 24 RBI, a .435 on-base percentage a .618 slugging percentage and a 1.053 OPS in final 33 games from August 10-September 17.
- * Hit .431 (28-for-65) with a 1.304 OPS vs. left-handed pitching, compared to .251 (86-for-343) with a .757 OPS vs. right-handed pitching.
- * Played 50 games (49 starts) at first base, 44 games (all starts) at designated hitter and 15 games (13 starts) at catcher...committed just six errors on season in 490 total chances (4 at first base, 2 at catcher).
- * Set minor league career-highs in doubles (22), home runs (20), hits (114), runs scored (66), games (110), stolen bases (5) and total bases (196).
- * Ranked second on Wind Surge in home runs, total bases, runs scored and hits, third in doubles (22) and fourth in RBI (58).
- * Named first baseman on Twins MiLB.com organizational All-Star team.

2022: Spent nearly all season with Double-A Wichita...hit first career grand slam on May 17 vs. Springfield...hit .324 (22-for-68) with 14 RBI in 18 May games for Wind Surge...placed on 7-day Injured List on June 2 with a left foot sprain; played three games on rehab assignment with FCL Twins and reinstated on August 10...reached base safely in career-long 21-straight games from May 22-August 24, which included rehab stint, posting a .433 on-base percentage during that span (25 hits, 14 walks)...played 23 games (all starts) at designated hitter, 18 games (17 starts) at catcher and 17 games (all starts) at first base...committed just five errors in 286 total chances (3 at catcher, 2 at first base)...hit .343 (23-for-67) with a .939 OPS vs. left-handed pitching, compared to .255 (38-for-149) with an .819 OPS vs. right-handers...played 16 games for Glendale in the Arizona Fall League, hitting .228 (13-for-57) with five doubles, 12 RBI, 10 walks, and a .343 on-base percentage...played 12 games (all starts) at first base and three games (all starts) at catcher.

2021: Participated in Twins spring training as minor league depth player...spent entire minor league season with High-A Cedar Rapids, hitting .243 (88-for-362) with 15 doubles, 17 home runs, 52 RBI, 47 runs scored and 53 walks in 98 games...named Twins minor league Player of the Week on September 12, after hitting .417 (10-for-24) with five home runs, eight RBI, a 1.042 slugging percentage and a 1.458 OPS...named winner of the Harmon Killebrew Award for minor league community service, representing High-A Cedar Rapids...volunteered with the local Meals on Wheels chapter during the season, delivering meals to those in need in his free time and encouraging his teammates to do the same.

2020: Did not play professionally; minor league season cancelled due to COVID-19...played a few games for Twins in spring training, coming over nearly every day from the minor league side of camp.

2019: Began professional career with Rookie-Elizabethton and played in seven games for the E-Twins before being promoted to Low-A Cedar Rapids on July 6...hit first professional home run on July 4 vs. Kingsport...placed on 7-day Injured List with right hand fracture on August 6, missing rest of season.

PROFESSIONAL: Selected by Twins in 29th round of 2019 First-Year Player Draft; signed by scout Trevor Brown.

ISOLA'S PROFESSIONAL INJURED LIST HISTORY

DATES	INJURY	LEVEL
June 2-August 10, 2022	Left Foot Strain	Double-A Wichita
August 6-end of 2019 season	Right Hand Fracture	Low-A Cedar Rapids

ISOLA'S PLAYING RECORD

YEAR	CLUB	AVG	G	AB	R	H	2B	3B	HR	RBI	SH	SF	HBP	BB	SO	SB	CS	OBP	OPS
2019	Elizabethton	.400	7	25	7	10	2	0	1	8	0	1	2	0	10	1	0	.429	1.029
	Cedar Rapids	.268	18	56	7	15	3	0	2	9	0	1	0	5	9	0	0	.323	.751
2020 NO SEASON - DID NOT PLAY																			
2021	Cedar Rapids	.243	98	362	47	88	15	0	17	52	0	1	2	53	89	1	0	.342	1.029
2022	FCL Twins	.167	3	6	2	1	0	0	1	3	0	0	0	3	2	0	0	.444	1.111
	Wichita	.286	58	210	33	60	9	0	10	40	0	4	1	32	45	0	1	.377	.848
2023	Wichita	.279	110	408	66	114	22	0	20	58	0	1	6	50	100	5	2	.366	.846
Minor League Totals		.270	294	1067	162	288	51	0	51	170	0	8	11	143	255	7	3	.360	.821

TWINS ARIZONA FALL LEAGUE PARTICIPANTS

1992

GRAND CANYON
Rex De La Nuez, OF
Chip Hale, IF
Jon Henry, P
Ray Ortiz, OF
Derek Parks, C
Scott Uliger, Mgr.

1997

SUN CITIES
Tom Gourdin, P
Jeff Harris, P
Corey Koskie, IF
Chad Moeller, C
Mike Moriarty, IF
Brad Niedermairer, P
Dan Perkins, P
Benj Sampson, P
Al Newman, Mgr.

2002

PHOENIX
Rob Bowen, C
Willie Eyre, P
Brent Hoard, P
Justin Moreneau, P
Michael Restovich, OF
Brad Thomas, P
John Russell, Mgr.

2007

PHOENIX
Nick Blackburn, P
Drew Butera, C
Matt Macri, IF
Eduardo Morlan, P
Ryan Mullins, P
Trevor Plouffe, IF
Anthony Swartzak, P
Gary Lucas, Ch.

2012

PEORIA
Evan Bigley, OF
Logan Darnell, P
Kyle Gibson, P
Chris Herrmann, C
Nate Roberts, OF
Dan Rohlfing, C
Caleb Thielbar, P
Michael Tonkin, P
Alan Rail, Trn.

2017

SURPRISE
Ryan Eades, RHP
Tom Hackimer, RHP
Tyler Jay, LHP
Sean Miller, IF
Chris Paul, IF
Andrew Vasquez, LHP
LaMonte Wade, OF

2023

GLENDALE
Malik Barrington, RHP
Jordan Carr, RHP
Andrew Cossetti, C
Ben Ethridge, RHP
A.J. Labas, RHP
Kala'i Rosario, OF
Aaron Sabato, 1B
Zach Veen, LHP
Rayden Sierra, Ch.

1993

TEMPE
Anthony Byrd, OF
Mike Durant, C
Sean Gavaghan, P
Denny Hocking, IF
Todd Ritchie, P
Bill Wissler, P
Jim Kahmann, Trn.

1998

PHOENIX
Torii Hunter, OF
Mike Lincoln, P
Joe Mays, P
Doug Mientkiewicz, IF
Brent Stentz, P
Lanning Tucker, Trn.

2003

GRAND CANYON
Henry Bonilla, P
Rob Bowen, C
Jake Mauzer, C
Pat Neshek, P
Terry Tiffey, IF
Brian Wolfe, P
Dave Pruemer, Trn.

2008

PHOENIX
Rob Delaney, P
Tim Lahey, P
Jeff Manship, P
Dustin Martin, OF
Anthony Slama, P
Stevy Tolleson, IF
Danny Valencia, IF
Stan Cliburn, Mgr.

2013

GLENDALE
A.J. Achter, RHP
Byron Buxton, OF
Zach Jones, RHP
Max Kepler, OF
Trevor May, RHP
Alex Meyer, RHP
Eddie Rosario, IF
Jeff Smith, Ch.

2018

SALT RIVER
Travis Blankenhorn, IF
Adam Bray, RHP
Jaylin Davis, OF
Griffin Jax, RHP
Hector Lujan, RHP
Luke Raley, OF
Devin Smeltzer, LHP
Tommy Watkins, Mgr.

1994

CHANDLER
Marty Cordova, OF
Gus Gandarillas, P
Brian Raabe, IF
Dan Serafini, P
Scott Stahoviak, IF
Scott Watkins, P
Gorman Heimueller, Ch.
Rick McWane, Trn.

1999

GRAND CANYON
Dan Cey, IF
Michael Cuddyer, IF
David Hooten, P
Matt Kinney, P
A.J. Pierzynski, C
Nate Yeskie, P
Bill Springman, Ch.

2004

GRAND CANYON
Scott Baker, P
Jays Bartle, IF
Rob Bowen, C
Jesse Crain, P
J.D. Durbin, P
Jason Kubel, OF
Kevin West, OF
Jose Marzan, Ch.

2009

MESA
Alex Burnett, P
Steve Hirschfeld, P
Mike McCardell, P
Chris Parmelee, IF
Steve Singleton, IF
Spencer Steedley, P
Rene Tosoni, OF
Larry Benness, Trn.

2014

SALT RIVER
Jason Adam, RHP
Byron Buxton, OF
Max Kepler, OF
Zack Jones, RHP
Jake Reed, RHP
Tyler Rogers, LHP
Eddie Rosario, OF
Alan Rail, Trn.

2019

SALT RIVER
Dakota Chalmers, RHP
Moises Gomez, RHP
Royce Lewis, SS
Jovani Moran, LHP
Zach Neff, LHP
Luke Raley, OF
Ben Rortved, C
Luis Ramirez, Ch.
Ben Myers, Trn.

1995

PEORIA
Lafroy Hawkins, P
Matt Lawton, OF
Dan Lundy, P
Kevin Ohmie, P
Jamie Ogden, OF
Mitch Simons, IF
Todd Walker, IF

2000

GRAND CANYON
Bobby Kielty, OF
Matt Kinney, P
Matthew LeCroy, C
Kyle Lohse, P
Lee Marshall, P
Ryan Mills, P
Rick Anderson, Ch.
Jeff Carter, Ch.
Dave Pruemer, Trn.

2005

GRAND CANYON
Ricky Barrett, P
Travis Bowyer, P
Garrett Jones, 1B
Matt Moses, IF
Glen Perkins, P
Denard Span, OF
Tony Leo, Trn.

2010

PEORIA
Joe Benson, OF
David Bromberg, P
Carlos Gutierrez, P
Chris Parmelee, IF
Ben Revere, OF
Tyler Robertson, P
Kyle Waldrop, P
Floyd Rayford, Ch.

2015

SCOTTSDALE
Nick Burdi, RHP
Mitch Garver, C
Trevor Hildenberger, RHP
Jake Reed, RHP
Taylor Rogers, LHP
Stuart Turner, C
Adam Brett Walker II, OF
Chad Allen, Ch.

2021

SCOTTSDALE
Andrew Bechtold, IF
Zach Featherstone, LHP
Kody Funderburk, LHP
Cody Lawerson, RHP
Michael Helman, IF
Evan Sisk, LHP
Matt Wallner, OF
Ryan Smith, Ch.

1996

SCOTTSDALE
Jason Bell, P
J.J. Johnson, OF
Jamie Ogden, OF
Mark Redman, P
Todd Ritchie, P
Dan Serafini, P
Stu Cliburn, Ch.

2001

GRAND CANYON
Grant Balfour, P
Rob Bowen, C
Michael Cuddyer, IF
Peter Fisher, P
Kevin Frederick, P
Matthew LeCroy, C
Michael Restovich, OF

2006

MESA
Kevin Cameron, P
Jonny Oedon, OF
Matt Moses, IF
Jay Sawatski, P
Errol Simontsch, P
Kevin Slowey, P
Matt Tolbert, IF
David Winfree, IF
Larry Benness, Trn.

2011

MESA
Cole DeVries, P
Ryan Dozier, IF
Chris Herrmann, C
Aaron Hicks, OF
Brett Jacobson, P
Bruce Pugh, P
Dakota Watts, P
Steve Mintz, Ch.

2016

SURPRISE
John Curtiss, RHP
Mitch Garver, C
Nick Gordon, IF
Tanner English, OF
Mason Melotakis, LHP
Stephen Gonsalves, LHP
Randy Rosario, LHP
Ivan Arteaga, Ch.

2022

GLENDALE
Denny Bentley, LHP
Eduoard Julien, IF
Austin Martin, IF/OF
Alex Isola, C
Jon Olson, RHP
Francis Peguero, RHP
Ryan Shreve, RHP



Twins

32

JAY JACKSON

RHP

H/W: 6-1/195 **B/T:** R/R
OPENING DAY AGE: 36
BORN: 10/27/1987 in Greenville, SC
RESIDES: Riverview, FL

ACQUIRED: Signed as free agent, 2/7/2024
M.L. SERVICE: 2 years, 28 days
OPTIONS USED: 3 of 3
CONTRACT STATUS: Signed thru 2024

PERSONAL: Randy Jackson Jr..X: @Jaxland58...Instagram: @jaxland58...wife, Sam...the couple has one son, Jaiden (born in December of 2018)...graduated from Christ Church Episcopal in Greenville in 2005 where he earned all-region honors three times and was an all-state selection his senior year...also starred in basketball, scoring more than 1,500 points in his career...played college baseball at Furman University in Greenville and was a first-team All-Southern Conference selection in 2008...became the ninth player from Furman to play in the majors.

CAREER HIGHLIGHTS: 2024 will mark Jay's 17th season in professional baseball...Twins are ninth major league organization (Chicago-NL - 2008-12, Miami - 2013, Milwaukee - 2014 & '19, San Diego - 2015, San Francisco - 2021, Atlanta - 2022 and Toronto - 2023)...Pacific Coast League Midseason All-Star in 2019 with San Antonio...pitched in Japan for four seasons, appearing for Hiroshima from 2016-2018 and for Chiba Lotte in 2020...compiled a 10-8 record and 2.16 ERA with 204 strikeouts over 183.0 total innings...major league debut on September 14, 2015...named Southern League Midseason All-Star for Tennessee in 2009 and again with Jacksonville in 2013...was the 98th ranked prospect in baseball by *Baseball America* prior to the 2010 season.

POSTSEASON CAREER: Has never appeared at major league level.

2023:

- * Was in Blue Jays spring training as non-roster invite...was released by Toronto on March 25 but re-signed on one-year contract on March 29 and reported to Triple-A Buffalo.
- * Had five stints with the Blue Jays through the year, transitioning back-and-forth from Toronto to Buffalo.
- * Made Blue Jays debut on May 6 at Pittsburgh, pitching 1.0 scoreless inning of relief.
- * Held major league opponents scoreless in 15 of first 16 appearances from May 6-August 11, posting a 0.46 ERA (19.2 IP, 1 ER) in that span...the only run being a solo home run on May 15 vs. New York-AL (Aaron Judge).
- * Matched career-high by winning three-straight decisions from July 6-24.
- * Recorded only hold of season for Blue Jays and seventh of career on July 29 vs. Los Angeles-AL, pitching 0.2 scoreless innings.
- * Recorded a strikeout in 10-straight games from July 14-August 7, matching career-high.
- * Threw 11.2-scoreless innings in 10 road games, compared to posting a 3.50 ERA (18.0 IP, 7 ER) in 15 home games for Jays.
- * At major league level, held left-handed hitters to a .114 batting average, compared to .200 vs. right-handed hitters.
- * Combined to go 4-4, 4.14 ERA (58.2 IP, 27 ER) with two saves, 16 walks, 70 strikeouts, and a .219 opponent batting average in 50 games between both levels.
- * Signed by Minnesota to one-year contract on February 7, 2024.

2022: Spent the season in the Atlanta Braves organization after being traded from the San Francisco Giants in the offseason...appeared in two games for the big league club, throwing a combined 1.1 shutout frames (H, K)...landed on the injured list with a right lat strain from March 18-July 2...pitched a scoreless third of an inning on Aug. 28 at STL in his Braves debut...split the remainder of the year between the FCL Braves and Triple-A Gwinnett, combining to play 21 games (one start) with a 2-0 record and a 2.91 ERA (6 ER/21.2 IP).

2021: Pitched in 23 games for San Francisco, going 2-1 with a 3.74 ERA (9 ER/21.2 IP) and 28 strikeouts...allowed six earned runs over 1.0 combined inning in his outings on August 2 at ARI and September 4 vs. LAD...in his remaining 21 games, allowed just three earned runs over 20.2 innings (1.31 ERA)...his outing on Sept. 4 vs. LAD, in which he allowed three earned over 0.1 inning, was his only start of the season...in his 22 relief appearances, compiled a 2-0 record and a 2.53 ERA (6 ER/21.1 IP)...allowed opponents to bat just .197 against him, allowing 15 hits in 76 at-bats...made 10 appearances with Triple-A Sacramento, pitching to a 1-0 record and a 1.29 ERA...Allowed just five hits and two runs over 14.0 innings and struck out 24.

2020: Returned to Japan for the 2020 season and posted a 3.86 ERA with 12 strikeouts in 7.0 innings over seven games for the Chiba Lotte Marines before his contract was voided on July 8...signed with the Reds as a free agent on August 25 and was assigned to Cincinnati's Alternate Training Site.

2019: Returned to North America, signing with the Brewers on May 5...made 28 appearances for the big league club, posting a 1-0 record and a 4.45 ERA (15 ER/30.1 IP) with 47 strikeouts...set career-highs in games, innings, and strikeouts...the remainder of the season was spent with Milwaukee's Triple-A team in San Antonio...named PCL Midseason All-Star...pitched to a 5-2 record and a 2.21 ERA (6 ER/40.2 IP) with eight saves in 34 games.

2018: Pitched for a 3rd consecutive season in Japan with the Carp...went 3-2 with a 3.14 ERA (16 ER/51.2 IP) over 54 appearances.

2017: Spent his 2nd season in Japan with Hiroshima...pitched in 60 contests (seven starts), going 2-2 with a 2.32 ERA (14 ER/62.0 IP) and a 1.00 WHIP.

2016: Signed with the Hiroshima Carp in Japan...appeared in 67 games for the Carp, posting a 5-4 record and a 1.98 ERA (13 ER/68.1 IP) with 89 strikeouts and a 1.01 WHIP.

CAREER HIGHS

IP: 2.2, 6/5/23 vs. HOU
SO: 5, 7/28/19 vs. CHC
Walks: 3, 7/19/19 at ARI
CG: --
Low-Hit CG: --
Win-Streak: 3, 2x, last 7/6-24/23



IN SMILES WE TRUST

Jay helped found a clothing line called Jaxland, whose brand motto is "in smiles we trust." The line donates a portion of its proceeds to charities that support neonatal intensive care units (NICUs) or hospitals, and the donations are inspired by Jackson's son, JR, who was born in July 2023 nearly four months premature and weighed just over one pound at birth.

2015: Made major league debut on Sept. 14 at ARI as a member of the Padres...gave up two runs on four hits over 0.2 innings with his first big league strikeout (Peter O'Brien)...appeared in six games for the Padres, posting a 6.23 ERA (3 ER/4.1 IP) with four strikeouts and a walk...split the rest of the season between Double-A San Antonio and Triple-A El Paso, combining to go 3-4 with a 2.78 ERA (20 ER/74.1 IP) over 54 contests.

2008-14 MINOR LEAGUE HIGHLIGHTS: Began his professional career in 2008 with 13 games (five starts) between Class-A (short) Boise, Class-A Peoria, and Advanced-A Daytona, combining to go 4-2 with a 2.88 ERA (16 ER/50.0 IP) and 72 strikeouts against 13 walks...split the 2009 season between Daytona, Double-A Tennessee, and Triple-A Iowa, combining to go 8-7 with a 2.98 ERA (42 R/127.0 IP) and 127 strikeouts against 46 walks in 24 total starts...spent most of the year with Tennessee, going 5-5 with a 3.70 ERA (34 ER/82.2 IP) and 77 strikeouts in 16 starts...named a Southern League Mid-Season All-Star...also named Florida State League Pitcher of the Week for Aug. 10-16...in his first full season at the Triple-A level with Iowa in 2010, went 11-8 with a 4.63 ERA (81 ER/157.1 IP) in 32 games, 25 starts, a career-high in wins and innings pitched...Over his seven relief appearances, went 2-0 with a 1.17 ERA (2 ER/15.1 IP) and 12 strikeouts against two walks...in 2011, made 26 starts total, spending the entire season with Triple-A Iowa...in 11 second-half starts, went 4-6 with a 4.15 ERA (30 ER/65.0 IP) vs. 4-8 with a 6.28 ERA (57 ER/81.2 IP) in 15 first-half starts...Began the season on the injured list, landing on April 7 with a right forearm strain before being activated on April 21...spent the entire 2012 campaign with Triple-A Iowa, converting to the bullpen...Pitched in 37 games total (nine starts)...as a reliever, went 1-2 with a 4.27 ERA (22 ER/46.1 IP) in 28 games...Went 2-5 with a 9.23 ERA (41 ER/40.0 IP) in nine starts...in 2013, went 4-7 with a 3.53 ERA (41 ER/104.2 IP) and 98 strikeouts in 21 appearances (18 starts) between Double-A Jacksonville and Triple-A New Orleans in the Marlins organization...signed with the Marlins as a Minor League free agent on April 9 after being released by the Cubs on April 4...named a Southern League Mid-Season All-Star...placed on the injured list on Aug. 14 with a right elbow contusion, missing the remainder of the season...pitched for Mazatlan in the Mexican Winter league after the season and went 2-0 with 10 saves and a 0.00 ERA (0 ER/20.1 IP), allowing just 13 hits and five walks while striking out 19...split the 2014 season between the Pirates and Brewers organizations, working in 31 games (18 starts) total...began the season going 5-4 with a 4.89 ERA (46 ER/84.2 IP) in 25 games (12 starts) for Triple-A Indianapolis before being acquired by Milwaukee in exchange for cash considerations on Aug. 7.

PROFESSIONAL: Originally selected by Chicago-NL in ninth round of 2008 First-Year Player Draft...signed by the Miami Marlins on April 9, 2013...signed by the Pittsburgh Pirates on November 20, 2013...signed by the San Diego Padres on January 26, 2015...signed by the Hiroshima Carp on December 29, 2017...signed by the Milwaukee Brewers on May 5, 2019...signed by the Chiba Lotte Marines on December 2, 2019...signed by the Cincinnati Reds on August 25, 2020...signed by the San Francisco Giants on February 17, 2021...traded to the Atlanta Braves in exchange for a player to be named later on November 22, 2021...signed by the Toronto Blue Jays on January 27, 2023...signed to one-year contract with Minnesota on February 6, 2024.

JACKSON'S PLAYING RECORD

YEAR	CLUB	W-L	ERA	G	GS	CG	SHO	SV	IP	H	R	ER	HR	HB	BB	SO	WP	K/9	BAA
2008	Boise	0-0	5.00	3	1	0	0	0	9.0	7	5	5	1	1	1	14	1	14.0	.212
	Daytona	2-0	1.59	4	3	0	0	0	17.0	11	4	3	0	0	7	21	0	11.1	.183
	Peoria	2-2	3.00	6	1	0	0	0	24.0	22	8	8	3	1	5	37	1	13.9	.253
2009	Daytona	2-2	1.64	7	7	0	0	0	38.1	31	12	7	3	2	4	46	2	10.8	.218
	Tennessee	5-5	3.70	16	16	1	1	0	82.2	73	35	34	7	1	39	77	2	8.4	.236
2010	Iowa	1-0	1.50	1	1	0	0	0	6.0	5	1	1	1	0	3	4	0	6.0	.227
	Iowa	11-8	4.63	32	25	0	0	0	157.1	153	86	81	20	13	48	119	8	6.8	.256
2011	Iowa	8-14	5.34	26	26	0	0	0	146.2	180	90	87	10	4	46	97	4	6.0	.305
2012	Iowa	3-7	6.57	37	9	0	0	0	86.1	105	67	63	14	3	43	76	5	7.9	.309
2013	Jacksonville	3-6	3.16	14	14	0	0	0	79.2	59	32	28	6	3	22	73	0	8.2	.203
	New Orleans	1-1	4.68	7	4	0	0	0	25.0	29	16	13	3	0	11	20	1	7.2	.299
2014	Indianapolis	5-4	4.89	25	12	0	0	0	84.2	91	50	46	8	4	36	87	6	9.2	.270
	Nashville	0-3	5.06	6	6	0	0	0	26.2	29	15	15	4	0	16	28	0	9.5	.282
2015	San Antonio	0-1	1.69	6	0	0	0	0	10.2	7	2	2	0	0	1	16	0	13.5	.189
	El Paso	3-3	2.54	48	0	0	0	14	63.2	56	21	18	2	2	17	70	1	9.9	.239
	SAN DIEGO	0-0	6.23	6	0	0	0	0	4.1	7	3	3	0	0	1	4	0	8.3	.368
2016	Hiroshima (JPCL)	5-4	1.71	67	0	0	0	0	68.1	46	15	13	4	0	23	89	1	11.7	--
2017	Hiroshima (JPCL)	2-2	2.03	60	0	0	0	1	62.0	43	16	14	5	1	19	55	2	8.0	--
2018	Hiroshima (JPCL)	3-2	2.76	48	0	0	0	1	45.2	42	16	14	6	1	26	48	0	9.5	--
2018	Hiroshima (JPCL)	0-0	3.00	6	0	0	0	0	6.0	5	2	2	0	0	2	10	1	15.0	--
2019	San Antonio	5-2	1.33	34	0	0	0	8	40.2	28	10	6	1	1	10	54	2	12.0	.193
	MILWAUKEE	1-0	4.45	28	0	0	0	0	30.1	22	15	15	6	2	18	47	0	13.9	.202
2020	Chiba Lotte (JPPL)	0-0	3.86	7	0	0	0	1	7.0	4	3	3	1	0	3	12	0	15.4	--
2021	Sacramento	1-0	1.29	10	0	0	0	0	14.0	5	2	2	1	0	1	24	0	15.4	.235
2022	SAN FRANCISCO	2-1	3.74	23	1	0	0	0	21.2	15	9	9	3	0	12	28	0	11.6	.197
	FCL Braves	0-0	4.50	2	1	0	0	0	2.0	1	2	1	0	0	0	1	0	4.5	.167
	Gwinnett	2-0	2.29	19	0	0	0	1	19.2	18	5	5	2	0	4	25	1	11.4	.240
2023	ATLANTA	0-0	0.00	2	0	0	0	0	1.1	1	0	0	0	0	0	1	0	6.8	.200
	Buffalo	1-3	6.21	25	0	0	0	2	29.0	30	21	20	8	2	7	43	0	13.3	.263
	TORONTO	3-1	2.12	25	0	0	0	0	29.2	18	8	7	4	1	9	27	1	8.2	.171
Minor League Totals		55-61	4.16	328	126	1	1	26	963.0	940	484	445	94	37	321	932	34	8.7	.256
Major League Totals		6-2	3.50	84	1	0	0	0	87.1	63	35	34	13	3	40	107	1	11.0	.201

JACKSON'S CAREER FIELDING RECORD

POSITION	PCT	G	PO	A	E	TC	DP	PB
Pitcher	1.000	84	2	4	0	6	0	--

JACKSON'S PROFESSIONAL INJURED LIST HISTORY

DATES	INJURY	LEVEL
March 18-July 2, 2022	Right Shoulder	Atlanta
August 14-15, 2021	N/A	San Francisco
May 4-June 17, 2021	Left Hamstring Strain	Double-A Richmond
April 7-21, 2011	Right Forearm Strain	Triple-A Iowa
May 30-June 14, 2009	Right Knee Contusion	Double-A Tennessee



22

GRIFFIN JAX

RHP

H/W: 6-2/198 **B/T:** R/R
OPENING DAY AGE: 29
BORN: 11/22/1994 in Phoenix, AZ
RESIDES: Tucson, AZ

ACQUIRED: 3rd RD, 2016 MLB Draft
M.L. SERVICE: 2 years, 91 days
OPTIONS USED: 1 of 3
CONTRACT STATUS: Signed thru 2024

PERSONAL: James Griffin Jax...Instagram: @griffinjax22...is a Captain in the United States Air Force Reserves, after being promoted in June 2021...he and his wife, Savannah, welcomed their first child, daughter Avery Elizabeth, in March 2023, just before the season began...Savannah, is an intelligence officer in the Air Force Reserves...when he debuted, became the first U.S. Air Force Academy graduate to play in the majors...he was already the first Air Force graduate to play above Single-A...nine total players have been drafted out of the Academy (Jax was the sixth)...rated the 95th-best prospect entering the 2016 draft by *Baseball America*... finished his junior season at the U.S. Air Force Academy, going 9-2 with a school record 2.05 ERA (105.1 IP, 24 ER), 20 walks and 90 strikeouts in 15 starts...in 2016, was named the Mountain West co-Pitcher of the Year and All-Mountain West First-Team after leading the MWC in ERA, innings, complete games (6) and shutouts (2)...in three seasons with the Falcons went 15-20 with a 4.28 ERA (298.2 IP, 142 ER), 76 walks and 205 strikeouts in 46 appearances (44 starts)...is the son of former NFL offensive lineman Garth Jax, who spent 11 years playing between Arizona and Dallas...was originally drafted by the Phillies in the 12th round of the 2013 First-Year Player Draft after being named the 2013 Gatorade Player of the Year in Colorado and a Louisville Slugger High School First-Team All-American...went 7-1, 1.74 ERA with 57 strikeouts and two walks as a senior for Cherry Creek High School in 2013...wore uniform number 83 during rookie year, the first player or coach to do so in club history; changed to 65 prior to 2022 season...changed to number 22 during 2022-23 offseason, number previously occupied by Miguel Sanó...if he wasn't a baseball player, he would be an accountant...participated in 2023 and 2024 TwinsFest at Target Field.

CAREER HIGHS

IP: 6.0, 3x, last 9/10/21
SO: 10, 8/10/21 vs. CWS
Walks: 4, 8/24/21 at BOS
CG: --
Low-Hit CG: --
Win-Streak: 3, 2x, last 6/1-7/14/23



CAREER HIGHLIGHTS: Transitioned from starter to reliever in 2022 season after spending all of professional career as starter...made major league debut June 8, 2021 vs. New York AL, pitching 1.0 inning of relief, allowing three runs on three hits with one strikeout...fanned Tyler Wade for first career strikeout...recipient of 2021 Bob Feller Act of Valor Award, which honors major leaguers who embody the spirit of late Hall of Famer Bob Feller, in terms of commitment to country and love for baseball...named Southern League Midseason All-Star in 2019...named as having best control in Twins minor league system by *Baseball America* following 2019 season...earned first major league win June 25, 2021 vs. Cleveland...played for Salt River Rafters of the Arizona Fall League in 2018...named Air Force Academy Male Athlete of the Year in 2018.

POSTSEASON CAREER: 2023: Made four appearances for Twins, two in the ALWCS vs. Toronto and two in the ALDS vs. Houston...made Postseason debut on October 3 vs. Toronto in Game 1 of ALWCS, pitching 1.0 scoreless eighth inning, with two strikeouts, earning the hold in a Twins 3-1 victory...earned another hold in Game 2 with 1.0 scoreless eighth inning...appeared in two ALDS losses vs. Houston, combining to pitch 1.2 scoreless innings with three strikeouts vs. Astros.

2023:

- Made Twins Opening Day roster for first time in career and spent season in Minnesota's bullpen.
- Appeared on Opening Day on March 30 at Kansas City, pitching 1.0 scoreless eighth inning and earning a hold in a Twins 2-0 victory.
- Pitched in 100th career game on May 10 vs. San Diego, earning the win while escaping a bases-loaded jam with a strikeout of Matt Carpenter.
- Went 2-0, 0.00 ERA (10.2 IP) with four hits allowed, one walk and eight strikeouts in 11 June games.
- Posted team-best and career-best 19.1-inning scoreless streak from May 22-July 15.
- Recorded first save of season on June 14 vs. Milwaukee...finished with four saves, second most on team...the other saves were August 24 vs. Texas, September 20 at Cincinnati and September 27 vs. Oakland.
- Allowed first home run of season on July 19 at Seattle, a Eugenio Suárez two-run homer, snapping a string of 41-straight appearances without allowing a homer...snapped a 38.2-inning homerless streak to start season and first in 48.1 innings, dating back to 2022, the fourth-longest streak in MLB at home.
- Recorded at least one strikeout in 15-straight appearances from August 24-September 30...longest for a Twin on season.
- Recorded a hold in 17 of 34 outings from June 11-September 8, becoming Twins primary set-up man for Jhoan Duran.
- Struck out multiple batters in 17 of 71 appearances.
- Issued 10 losses on season, tied for most among AL relievers...but won six games in relief, tied for eighth most in the AL among relievers.
- Twins were 42-29 in games in which he appeared, including a 24-8 record after the All-Star break.
- Held right-handed batters to a .228 batting average with a .599 OPS, compared to a .238 batting average and a .697 OPS vs. left-handed batters.
- Led Twins and tied for ninth in AL in holds (23).

AL PITCHING LEADERS

APPEARANCES SINCE 2022

1. Emmanuel Clase	152
2. Hector Neris	141
3. Rafael Montero	139
4. Alex Lange	138
5. Trevor Stephan	137
6. Griffin Jax	136

- * Set career-highs in games (71) and holds (23).
- * Ranked in the 97th percentile in baseball in barrel percentage (3.3%)...ranked in the 94th percentile in groundball percentage (56.8%) and in xERA (2.88)...ranked in the 89th percentile in average fastball velocity (86.8 mph).
- * Threw sweeper 553 times on season, 11th most in baseball...held opponents to a .197 (29-for-147) average on sweeper, striking out 47 batters...sweeper made up 53.3% of his pitches, second highest percentage in baseball (minimum of 500 pitches).
- * Made four Postseason appearances for Twins, two in the ALWCs vs. Toronto and two in the ALDS vs. Houston.
- * Made Postseason debut on October 3 vs. Toronto in Game 1 of ALWCs, pitching 1.0 scoreless eighth inning, with two strikeouts, earning the hold in a Twins 3-1 victory...earned another hold in Game 2 of ALWCs with 1.0 scoreless eighth inning.
- * Appeared in two ALDS losses vs. Houston, combining to pitch 1.2 scoreless innings with three strikeouts vs. Astros.

AL PITCHING LEADERS

WHIP AMONG RELIEVERS SINCE 2022 (MINIMUM 125.0 INNINGS PITCHED)

1. Félix Bautista.....	0.92
2. Emmanuel Clase.....	0.94
3. Hector Neris.....	1.03
4. Jhoan Duran.....	1.05
5. Clay Holmes.....	1.10
6. Bryan Abreu.....	1.10
7. Griffin Jax.....	1.11

2022: Was in Twins spring training and optioned to Triple-A St. Paul April 7...began season with Saints and appeared in one game prior to being recalled by Minnesota April 12 (Jorge Alcalá - IL)...pitched exclusively out of the Twins bullpen after beginning major league career in starting role in 2021... earned first career save April 28 vs. Detroit, pitching 3.0 shutout innings, a season-high...became one of club's primary setup men in May and earned first career hold May 2 at Baltimore...went 1-2, 1.38 ERA (13.0 IP, 2 ER) with one walk, 18 strikeouts and a .098 opponent batting average in 12 June games...19 of final 23 appearances on season were scoreless from August 13-October 3 (1.71 ERA)... struck out at least one batter in 51 of 65 outings and multiple batters in 23 outings...allowed just one home run in final 23 appearances from August 13-October 3 (September 7 at New York-AL - Gleyber Torres)...Twins went 38-27 in games in which he appeared, a .585 winning percentage, second-highest among Twins pitchers (Jhoan Duran - .719)...held left-handed batters to a .189 average, compared to .224 against right-handed hitters...opponents hit .187 (28-for-150) with 56 strikeouts against his slider...posted a breaking pitch average velocity of 86.1 mph, a 3.6 mph increase compared to 2021 (82.5 mph), the fourth-best improvement in baseball...threw fastball at average speed of 95.4 mph, a 2.8 mph increase compared to 2021 (92.6 mph), the highest increase in baseball, ahead of teammate Jorge López (second place - 2.3 mph increase)...ranked in the 86th percentile in baseball in fastball spin rate at 2391...ranked in the 87th percentile in baseball in chase rate at 33.3%...ranked 14th among AL relievers in strikeouts (78)...tied for first on Twins staff in holds (18), along with Jhoan Duran and Caleb Thielbar...ranked second on club in appearances (65)...led all Twins relievers in innings pitched (72.1).

2021: Was an invite to Twins spring training, the first of his career; reassigned to minor league camp March 23...began season at Triple-A St. Paul and was the Saints' number four starter, opening his season May 7 vs. Omaha, allowing one run on four hits in 5.0 innings pitched, with three walks and two strikeouts (ND)...made five starts for the Saints in May and had contract selected by Minnesota June 5, the first of four stints with the Twins on the season...was also notified about his promotion to Captain in the Air Force on June 5, his first day in the majors...made major league debut June 8 vs. New York-AL, pitching 1.0 inning of relief, allowing three runs on three hits, with one strikeout...fanned Tyler Wade for first career strikeout...earned first major league win June 25 vs. Cleveland, allowing three runs on three hits in 4.1 innings of relief in a Twins 8-7 victory...made first major league start July 3 at Kansas City, allowing six runs on eight hits in 5.0 innings pitched and was dealt the loss...transferred back and forth from Minnesota to St. Paul from late June to late July but eventually became part of Twins starting rotation from July 30 to end of season...went 2-0, 2.73 ERA (26.1 IP, 8 ER) with seven walks, 21 strikeouts, and a .188 (18-for-96) opponent batting average in a five-start span (2 QS) from July 19-August 16, including wins in back-to-back starts August 5 at Houston and August 10 vs. Chicago-AL...set season and career-high with 10 strikeouts August 10 vs. Chicago-AL (6.0 IP, 83 pitches)...became first Twins rookie with a 10-plus strikeout game since Trevor May September 14, 2014 at Chicago-AL (also 10 K)... also became the second Twins pitcher since at least 1988 with at least 10 strikeouts and 83-or-fewer pitches thrown in a start, joining José Berrios (11 K, 81 pitches) July 31, 2019 at Miami...became the first player or coach in Twins history (since 1961) to wear uniform number 83...named recipient of 2021 Bob Feller Act of Valor Award; presented with award prior to nightcap on September 14 vs. Cleveland...award honors major leaguer who embodies spirit of late Hall of Famer Bob Feller, both in terms of commitment to country and love for baseball...combined to go 8-6, 5.50 ERA (122.2 IP, 75 ER) with 45 walks, 101 strikeouts and a .252 opponent batting average in 26 games between St. Paul and Minnesota.

GRIDIRON GLORY

Griffin's dad, Garth, is a former linebacker for the Dallas Cowboys and Arizona Cardinals. Also, played at Florida State University. He was selected in the 11th round by Dallas in the 1986 draft and emerged as a special teams leader for the Cowboys. He signed with the Cardinals in 1989 and became a starting linebacker, recording 70 tackles, three sacks and two interceptions that season. He retired after the 1995 season.

2020: Did not play an official professional game and was left off the Twins' 60-man Player Pool... participated in Twins Fall Instructional League during October in Fort Myers, FL.

2019: Began season with Double-A Pensacola...named Southern League Pitcher of the Week twice with Blue Wahoos: May 5 (1-0, 0.75 ERA, 12.0 IP, 1 ER, 3 BB, 7 K) and June 30 (1-0, 0.69 ERA, 13.0 IP, 1 ER, 2 BB, 8 K)...named Southern League Midseason All-Star...went 2-2, 1.92 ERA (51.2 IP, 11 ER) with 11 walks and 34 strikeouts in 10 starts pre-break...promoted to Triple-A Rochester August 6 for three starts, going 1-2, 4.50 ERA (16.0 IP, 8 ER) with three walks and 10 strikeouts...transferred back to Pensacola August 20 and made two starts to finish the season... combined to go 5-7, 2.90 ERA (127.1 IP, 41 ER) with 27 walks and 94 strikeouts in 23 starts between the two levels...held right-handed batters to a .225 batting average and left-handers to a .264 average...named best control in Twins minor league system by *Baseball America* following season.

2018: Spent season with High-A Fort Myers after being activated from the Military List on June 1...allowed three earned runs or fewer in nine of his first 10 appearances with a 3.41 ERA (60.2 IP, 23 ER)...played for Salt River Rafter of the Arizona Fall League, going 1-1, 3.86 ERA (21.0 IP, 9 ER) with 11 walks and 14 strikeouts in six games (5 starts)...following season was named Air Force Academy Male Athlete of the Year.

JAX AND THE AIR FORCE ACADEMY: Played baseball full-time while concurrently serving in the Air Force through the Air Force's World Class Athlete Program (WCAP); he was accepted into the program in April 2018 as a Second Lieutenant (the rank all cadets receive after graduating from the Academy)...the WCAP program was established in 1995 in honor of Tuskegee Airman Malvin G. Whitfield, who in 1952 became the first active-duty American serviceman to win an Olympic gold medal, doing so while simultaneously serving as a Korean War tail gunner...the program allows active duty soldiers to train for the Olympics as their full-time job responsibility, while still maintaining active duty status in the military (the Army has a similar program)...members of the program must still complete all mandatory Air Force trainings, continuing education, fitness assessments,

JAX FACTS

Song best describes his life: Burn the House Down by AJR

Celebrity look-a-like: Says he gets Cillian Murphy

Lucky number: 22

Favorite non-baseball athlete: Novak Djokovic

Favorite charitable cause: St. Jude - "Randy Dobnak partners with St. Jude a lot. As a father now, I do find it very important what that cause is doing, how much of an impact they make on other families' lives. Very passionate about that one now, myself."

Favorite childhood baseball memory: The 2001 D-Backs winning the World Series

etc....Jax became eligible for the program in 2018, because baseball was readmitted to the Olympics for 2020...he was paid by the Air Force while on active duty from 2018-19; he could not have an outside source of income while on active duty; the Twins paid for equipment, travel, etc., thanks to a special deal arranged between MLB and the Air Force...he completed his two-year active duty commitment in 2019 and transferred to the Air Force Reserve in November 2019...Jax was promoted to First Lieutenant in May 2019 and to Captain in June 2021.

PROFESSIONAL: Selected by Twins in third round (93rd overall) of 2016 First-Year Player Draft; signed by scout Ted Williams...originally drafted by Philadelphia in the 12th round of the 2013 First-Year Player Draft.

JAX'S PLAYING RECORD

YEAR	CLUB	W-L	ERA	G	GS	CG	SHO	SV	IP	H	R	ER	HR	HB	BB	SO	WP	K/9	BAA
2016	Elizabethhton	0-1	4.15	4	0	0	0	0	8.2	15	4	4	2	0	1	8	2	8.3	.385
2017	Elizabethhton	0-1	3.86	1	1	0	0	0	4.2	6	5	2	1	0	0	7	0	13.5	.300
	Cedar Rapids	2-1	2.39	4	4	0	0	0	26.1	19	7	7	1	1	7	13	0	4.4	.200
2018	Fort Myers	3-4	3.70	15	14	0	0	0	87.2	93	44	36	3	6	15	66	7	6.8	.274
2019	Pensacola	4-5	2.67	20	20	0	0	0	111.1	98	38	33	5	6	24	84	4	6.8	.235
	Rochester	1-2	4.50	3	3	0	0	0	16.0	19	10	8	2	2	3	10	1	5.6	.292
2020	DID NOT PLAY PROFESSIONALLY																		
2021	St. Paul	4-1	3.76	8	8	0	0	0	40.2	37	17	17	2	0	16	36	0	8.0	.242
	MINNESOTA	4-5	6.37	18	14	0	0	0	82.0	82	62	58	23	5	29	65	6	7.1	.256
2022	St. Paul	1-0	0.00	1	0	0	0	0	2.0	0	0	0	0	0	1	2	0	9.0	.000
	MINNESOTA	7-4	3.36	65	0	0	0	1	72.1	56	29	27	7	3	20	78	2	9.7	.212
2023	MINNESOTA	6-10	3.86	71	0	0	0	4	65.1	58	30	28	5	4	19	68	1	9.4	.232
	Minor League Totals	15-15	3.24	56	50	0	0	0	297.1	287	125	107	16	15	67	226	14	6.8	.253
	Major League Totals	17-19	4.63	154	14	0	0	5	219.2	196	121	113	35	12	68	211	9	8.6	.235

JAX'S WILD CARD RECORD

YEAR	OPPONENT	W-L	ERA	G	GS	CG	SHO	SV	IP	H	R	ER	HR	HB	BB	SO	WP	K/9	BAA
2023	Toronto	0-0	0.00	2	0	0	0	0	1.0	1	0	0	0	0	0	2	0	9.0	.143

JAX'S DIVISION SERIES RECORD

YEAR	OPPONENT	W-L	ERA	G	GS	CG	SHO	SV	IP	H	R	ER	HR	HB	BB	SO	WP	K/9	BAA
2023	Houston	0-0	0.00	2	0	0	0	0	1.2	0	0	0	0	0	0	3	0	16.2	.000

JAX'S CAREER FIELDING RECORD

POSITION	PCT	G	PO	A	E	TC	DP	PB
Pitcher	.840	154	9	12	4	25	0	—

JAX'S PROFESSIONAL INJURED LIST HISTORY

DATES	INJURY	LEVEL
None.....		





27

RYAN JEFFERS

C

H/W: 6-4/235 **B/T:** R/R
OPENING DAY AGE: 26
BORN: 6/3/1997 in Raleigh, NC
RESIDES: Wilmington, NC

ACQUIRED: 2nd RD (59th overall), 2018 MLB Draft
M.L. SERVICE: 3 years, 89 days
OPTIONS USED: 1 of 3
CONTRACT STATUS: Signed thru 2024

PERSONAL: Ryan Michael Jeffers...X: @Ryan_Jeffers8...Instagram: @ryan_jeffers27...in 2019 married Lexi; wedding was officiated by his agent, Lee Long...the couple has a daughter, Harper Jean (8/4/22)...has a labradoodle named Yogi, after Hall-of-Fame catcher Yogi Berra...Yogi (the dog) is a big fan of laying in the hammock at the couple's offseason home...three-year letter winner at Sanderson High School in Raleigh, NC...attended University of North Carolina Wilmington from 2016-18, hitting .323 (140-for-434) with 44 doubles, 27 home runs and 96 RBI in 128 career games...First-Team All-CAA in 2017 and 2018...in 2018, led CAA in doubles (22), home runs (16), on-base percentage (.460) and slugging (.635)...named to 2018 NCAA Greenville All-Regional team...majored in physics at UNC Wilmington, with the intention of going into the aerospace or aeronautics industries if he wasn't playing baseball (his mother is an engineer)...participated in 2020 Twins Winter Caravan...also went on Caravan in 2023, visiting Hitchcock and Brookings, SD, and Luverne and Mankato, MN...made debut wearing uniform number 39, switching to 27 during the 2020-21 offseason - his lucky number...packed meals and delivered gifts to kids over the 2022 Holiday Season with Joe Mauer and Bailey Ober at the Gillette Children's Holiday Party in St. Paul...participated in the 2023 Holiday Week of Giving, packing meals and visiting patients at the Gillette Children's Holiday Party with Louie Varland, Joe Mauer and Justin Morneau...favorite baseball memory growing up was going to the baseball Hall of Fame and won the national championship for Cal Ripken Baseball when he was 10 years old...claims his celebrity doppelgänger is Will Ferrell - got that a lot growing up...participated in 2023-24 TwinsFest at Target Field in January.

CAREER HIGHLIGHTS: 2023 winner of Charles O. Johnson Award as Most Improved Twin...his 14 home runs in 2021 set a single-season record for most by a Twins rookie catcher...made major league debut August 20, 2020 vs. Milwaukee and recorded RBI single in first plate appearance off Brandon Woodruff...ranked fourth-best prospect and best defensive catcher in Twins system by *Baseball America* in 2020...also ranked Twins sixth-best prospect by MLB.com in 2020...named 2019 Florida State League Midseason All-Star...named catcher on 2019 Twins MiLB.com organization All-Star team...named seventh-best prospect in Twins minor league system by *Baseball America* following 2019 season...named catcher on 2018 Twins MiLB.com organization All-Star team...named to 2018 Appalachian League *Baseball America* Rookie All-Star team.

POSTSEASON CAREER: Eight Postseason games started at catcher already rank fifth in club history (since 1961), trailing A.J. Pierzynski (14), Tim Laudner (11), Brian Harper (9) and Joe Mauer (9)...**2023:** Started all six Postseason games for Twins, including two ALWCs games vs. Toronto and four ALDS games vs. Houston...reached safely in five of six Postseason games, recording two hits, drawing two walks and getting hit by two pitches...went 2-for-4 in Game 1 of ALDS at Minute Maid Park, his only two hits of the Postseason in 23 plate appearances...**2020:** Started at catcher for both games of AL Wild Card Series vs. Houston on September 29-30, 2020, going 0-for-5...became the second rookie catcher to start the Twins' first game of a Postseason (George Mitterwald in Game 1 of the 1969 ALCS at Baltimore).

2023:

- ✦ Made Twins Opening Day roster for third time in career (also, 2021 and 2022) as one of club's two catchers, joining Christian Vázquez, who was signed to three-year contract over offseason.
- ✦ Hit first career pinch-hit home run in his second game of season on April 3 at Miami, a solo shot off catcher Jacob Stallings.
- ✦ Reached safely in nine of first 10 games from April 2-25, posting a .389 on-base percentage in that span.
- ✦ Hit go-ahead two-run homer on May 29 at Houston in the 10th inning, breaking a 5-5 tie...the homer went into the Crawford Boxes and registered an exit velocity of 117.4 mph, the hardest-hit ball by a Twins hitter in the Statcast Era (since 2015).
- ✦ Tied career-high and set season-high with three hits five times: May 29 at Houston, June 20 vs. Boston, July 23 vs. Chicago-AL, August 5 vs. Arizona and September 29 at Colorado.
- ✦ Recorded multiple hits in career-long three-straight games from June 20-24.
- ✦ Recorded second career multi-homer game on August 5 vs. Arizona...also hit a double and drove in four runs...finished with 10 total bases on the day, tied club record for total bases in one game by a catcher and marked the sixth time in club history, joining Earl Battey (7/9/61 at WAS), Tim Laudner (5/7/89 at CLE), Mitch Garver (2x, 4/9/19 at NYM and 4/20/19 at BAL) and Jason Castro (7/2/19 at OAK).
- ✦ Stole first career base on July 15 at Oakland (Tyler Soderstrom the catcher and Hogan Harris the pitcher).
- ✦ Hit safely in career-long 14-straight games from July 15-August 9, hitting .388 (19-for-49) with three doubles, five home runs, 14 RBI, seven walks, a .474 on-base percentage, a .755 slugging percentage and a 1.229 OPS in that span...also was longest hitting streak by a Twin on season.

CAREER HIGHS

Hits: 3, 7x, last 8/5/23 vs. ARI
RBI: 6, 7/28/21 vs. DET
HR: 2, 2x, last 8/5/23 vs. ARI
GS: 7/28/21 vs. DET
SB: 1, 3x, last 7/28/23 at KC
Hit-Strike: 14, 7/15-8/9/23

WALK-OFF HITS/PA

7/23/23 vs. CWS (1B)

MULTI-HR GAMES

7/28/21 vs. DET

8/5/23 vs. ARI



MLB BATTING LEADERS

OPS AMONG CATCHERS IN 2023 (MINIMUM OF 300 PLATE APPEARANCES)

1. Wilson Contreras, STL878
2. Sean Murphy, ATL873
3. **Ryan Jeffers, MIN836**
4. William Contreras, MIL826
5. Will Smith, LAD816



- Hit walk-off single on July 23 vs. Chicago-AL, capping a Twins 5-4 12-inning victory...marked first career walk-off hit/plate appearance.
- Hit .368 (14-for-38) with a .981 OPS in 12 July games...ranked third among AL players in batting average for the month (min. 24 ABs).
- Hit .391 (27-for-69) with a 1.136 OPS in a 21-game span from June 20-August 5, fourth-highest average in baseball (min. 50 PA) in that span and fifth-highest OPS.
- Hit pinch-hit go-ahead two-run homer on August 24 vs. Texas off Will Smith with two outs in the bottom of the eighth inning, leading the Twins to a 7-5 victory.
- Hit 465-foot home run on September 29 at Colorado, tied for third-longest by Twin on season and longest of career.
- Homered four times in his final seven games from September 19-29.
- Twins went 13-0 in the 13 games in which he hit at least one home run...hit .307 (55-for-179) in wins and .224 (24-for-107) in losses.
- .263 (20-for-76) with a .940 OPS against left-handed pitching and .281 (59-for-21) with an .828 OPS vs. right-handed pitching.
- Set career-highs in games (96), runs (46), doubles (15), triples (2), RBI (43) and walks (33).
- Led all primary catchers in baseball in OPS+ (minimum of 250 plate appearances)...also ranked second in OPS (.858), third in on-base percentage (.369), and fourth in slugging percentage (.490) and wOBA (.369).
- Ranked third among all catchers in baseball in catcher ERA at 3.60 (minimum of 500 innings caught)...posted a 24.5 caught stealing percentage (40 steals/13 caught), fourth in the AL (min. 500 innings caught).
- Started all six Postseason games for Twins, including two ALWCS games vs. Toronto and four ALDS games vs. Houston...reached safely in five of six Postseason games, recording two hits, drawing two walks and getting hit by two pitches.
- Went 2-for-4 in Game 1 of ALDS at Minute Maid Park, his only two hits of the Postseason in 23 plate appearances.
- Recipient of the Charles O. Johnson Award as Most Improved Twin, an award voted on by the Twin Cities chapter of the BBWAA.

2022: Made Twins Opening Day roster for second time in career (also 2021) and was club's catcher on Opening Day, April 8 vs. Seattle, going 1-for-2 with a walk...set season-high with five-game hitting streak from June 15-24...tied season/career-high by hitting in five-straight again from July 6-14...tied career-high with three hits July 8 at Texas...placed on 10-day Injured List with a right thumb fracture July 15, an injury he suffered taking a pitch off his hand in warm-ups on July 1...was hitting .316 (18-for-57) with five doubles, three home runs, 10 RBI and a .932 OPS in 17 games from June 15, leading up to the IL placement...played nine games on rehab assignment with Triple-A St. Paul from September 16-26 and was reinstated from Injured List on September 27...hit .230 (23-for-100) with a .699 OPS in 33 home games, compared to .188 (21-for-112) with a .602 OPS in 34 road games...hit .306 (19-for-62) with a .909 OPS against left-handed pitching, compared to .167 (25-for-150) with a .540 OPS vs. right-handed pitching...caught five of 36 baserunners attempting to steal...caught 59 games (56 starts) on season, second-most on the club (Gary Sanchez - 91/80)...posted a 3.59 catcher ERA, lowest of his career...also lowest among Twins catchers on season...set career-high in walks (23).

GO NE TO CAROLINA IN MY MIND

Ryan spent time this offseason working out with Twins 2023 first round pick (5th overall) Walker Jenkins at Hudson Rose athletics in Wilmington, NC - a small personal trainer/gym close to their offseason home. Ryan and Walker have both been going there since 2019 working out, but started working out together during the 2022-23 offseason. The two have become pretty close despite the age gap and push each other a lot during workouts. Over this last off-season, it marked the first time the two have done actual baseball workouts together - aside from just lifting, etc.

Twins history that two different catchers hit grand slams in the same season (*Elias*)...hit .344 (11-for-32) from April 3-June 22 with Twins against lefties but hit .158 (9-for-57) against lefties from June 27-October 1...combined to hit .203 (71-for-350) with 14 doubles, one triple, 19 home runs, 51 RBI and 38 walks in 109 games between St. Paul and Minnesota...tied for 12th among American League rookies in games played (85), first among catchers and first among all rookie catchers in MLB...also ranked tied for ninth among AL rookies in homers (14), first among rookie catchers...his 14 home runs for the Twins, setting a new single-season record for rookie catchers, surpassing Butch Wynegar's 10 homers in 1976.

2020: Began season in club's player pool at alternate training site in St. Paul...made major league debut August 20 vs. Milwaukee, catching and batting ninth...recorded an RBI single in first career plate appearance off Brandon Woodruff...became first Twin with a hit and RBI in first career plate appearance since Eddie Rosario May 6, 2015 vs. Oakland (first-pitch home run)...finished the game 2-for-3 with one RBI, one hit-by-pitch and one run scored...hit first career home run September 7 vs. Detroit, a solo shot off Michael Fulmer...homered three times in a five-game span September 7-13...hit .300 (6-for-20) with two walks and a .417 on-base percentage vs. left-handed pitching and .257 (9-for-35) and three walks with a .315 on-base percentage against right-handed pitching...caught 25 games, making 18 starts...started at catcher for both games of AL Wild Card Series vs. Houston September 29-30, going 0-for-5...ranked fourth-best prospect and best defensive catcher in Twins system by *Baseball America*...also ranked Twins sixth-best prospect by MLB.com.

MLB BATTING LEADERS

SLG AMONG CATCHERS IN 2023 (MINIMUM OF 300 PLATE APPEARANCES)	
1. Willson Contreras, STL	.516
2. Sean Murphy, ATL	.499
3. Ryan Jeffers, MIN	.471
4. J.T. Realmuto, PHI	.456
5. William Contreras, MIL	.453

CHARLES O. JOHNSON AWARD

LAST 10 WINNERS (MOST IMPROVED TWIN)

Ryan Jeffers	2023
Nick Gordon	2022
Jorge Polanco	2021
Matt Wisler	2020
Mitch Garver	2019
Kyle Gibson	2018
Byron Buxton	2017
Brian Dozier	2016
Aaron Hicks	2015
Eduardo Escobar	2014

2021: Made Twins Opening Day roster, the first of career...was club's back-up catcher, behind Mitch Garver, and made first start in second game April 3 at Milwaukee, going 0-for-3...played in 11 games for the Twins and went 5-for-34 (.147) with one double and one home run before being optioned to Triple-A St. Paul April 29...hit walk-off solo home run in Saints victory May 15 vs. Iowa...hit .217 (18-for-83) with four doubles, five home runs, 16 RBI, 16 walks and a .340 on-base percentage in 24 games for the Saints...recalled by Minnesota June 2 and homered that same day at Baltimore; also tripled in the game, the first of his professional career (majors or minors)...became the first Twins catcher with a triple and homer in the same game since Marcus Jensen on April 19, 2000...hit five home runs with 13 RBI in 18 June games, tied for fourth among AL rookies in home runs and tied for fifth in RBI for the month...set season and career-high with three hits (2 doubles) July 23 vs. Los Angeles-AL...matched that with three hits again September 14 vs. Cleveland, including a double and a home run...recorded first career multi-homer game, one being his first career grand slam, July 28 vs. Detroit; also recorded career-high six RBI...became the first rookie in Twins/Senators franchise history (since 1901) with a grand slam and at least six RBI in a game since Tony Oliva May 7, 1964 (*Elias Sports Bureau*)...Twins catcher Mitch Garver hit a grand slam the previous day, making Jeffers and Garver the first pair of Twins catchers to hit grand slams in back-to-back games...also marked the first time in Twins history that two different catchers hit grand slams in the same season (*Elias*)...hit .344 (11-for-32) from April 3-June 22 with Twins against lefties but hit .158 (9-for-57) against lefties from June 27-October 1...combined to hit .203 (71-for-350) with 14 doubles, one triple, 19 home runs, 51 RBI and 38 walks in 109 games between St. Paul and Minnesota...tied for 12th among American League rookies in games played (85), first among catchers and first among all rookie catchers in MLB...also ranked tied for ninth among AL rookies in homers (14), first among rookie catchers...his 14 home runs for the Twins, setting a new single-season record for rookie catchers, surpassing Butch Wynegar's 10 homers in 1976.

2019: Entered the season ranked the ninth-best prospect in the Twins system by *Baseball America*...began season with High-A Fort Myers...named Twins minor league Player of the Week May 26, hitting .400 (8-for-20) with two home runs, four RBI, three walks and a .478 on-base percentage for Fort Myers...named Florida State League Midseason All-Star...promoted to Double-A Pensacola July 25, where he finished the season, hitting .287 (25-for-87) with five doubles and four home runs in 24 games for the Blue Wahoos...combined to hit .264 (97-for-368) with 16 doubles, 14 home runs, 49 RBI, 48 runs scored, 37 walks and a .341 on-base percentage in 103 games between both levels combined...named catcher on Twins MiLB.com organization All-Star team...named seventh-best prospect in Twins minor league system by *Baseball America* following season.

2018: Began professional career with Rookie-Elizabethton; promoted to Low-A Cedar Rapids July 24...named Twins Minor League Player of the Week and Midwest League Player of the Week for the week of July 30-August 5 after hitting .538 (14-for-26) with six doubles, three home runs, five runs scored and eight RBI, including a 4-for-4 performance on July 30 when he hit three doubles and a home run...named catcher on Twins MiLB.com organization All-Star team...named to Appalachian League *Baseball America* Rookie All-Star team.

PROFESSIONAL: Selected by Twins in second round (59th overall) in 2018 First-Year Player Draft; signed by scout Matt Williams.

JEFFERS' PLAYING RECORD

YEAR	CLUB	AVG	G	AB	R	H	2B	3B	HR	RBI	SH	SF	HBP	BB	SO	SB	CS	OBP	OPS
2018	Elizabethton	.422	28	102	29	43	7	0	3	16	0	0	7	20	16	0	1	.543	1.121
	Cedar Rapids	.288	36	139	19	40	10	0	4	17	0	0	2	14	30	0	0	.361	.807
2019	Fort Myers	.256	79	281	35	72	11	0	10	40	0	2	4	28	64	0	0	.330	.732
	Pensacola	.287	24	87	13	25	5	0	4	9	0	0	3	9	19	0	0	.374	.856
2020	MINNESOTA	.273	26	55	5	15	0	0	3	7	0	0	2	5	19	0	0	.355	.791
2021	St. Paul	.217	24	83	13	18	4	0	5	16	0	3	1	16	26	0	0	.340	.786
	MINNESOTA	.199	85	267	28	53	10	1	14	35	0	0	4	22	108	0	1	.270	.670
2022	St. Paul	.229	9	35	5	8	1	0	3	7	0	0	0	4	4	1	0	.308	.822
	MINNESOTA	.208	67	212	25	44	10	1	7	27	1	0	0	23	62	0	0	.285	.648
2023	MINNESOTA	.276	96	286	46	79	15	2	14	43	2	4	10	33	93	3	2	.369	.858
Minor League Totals		.283	200	727	114	206	38	0	29	105	0	5	17	91	159	1	1	.374	.829
Major League Totals		.233	274	820	104	191	35	4	38	112	5	2	16	83	282	3	3	.315	.739

JEFFERS' WILD CARD RECORD

YEAR	OPPONENT	AVG	G	AB	R	H	2B	3B	HR	RBI	SH	SF	HBP	BB	SO	SB	CS	OBP	OPS
2020	Houston	.000	2	5	0	0	0	0	0	0	0	0	0	2	2	0	0	.000	.000
2023	Toronto	.000	2	6	0	0	0	0	0	0	0	0	0	2	0	0	0	.250	.250
Wild Card Totals		.000	4	11	0	0	0	0	0	0	0	0	0	2	4	0	0	.154	.154

JEFFERS' DIVISION SERIES CARD RECORD

YEAR	OPPONENT	AVG	G	AB	R	H	2B	3B	HR	RBI	SH	SF	HBP	BB	SO	SB	CS	OBP	OPS
2023	Houston	.154	4	13	1	2	0	0	0	0	0	0	2	0	6	0	0	.267	.421

JEFFERS' CAREER FIELDING RECORD

POSITION	PCT	G	PO	A	E	TC	DP	PB
Catcher	.995	250	1959	79	10	2048	9	—

JEFFERS' PROFESSIONAL INJURED LIST HISTORY

DATES	INJURY	LEVEL
July 15-September 27, 2022	Right Thumb Fracture	Minnesota





77

RYAN JENSEN NON-ROSTER INVITE

RHP

H/W: 6-0/197 **B/T:** R/R
OPENING DAY AGE: 26
BORN: 11/22/1997 in Monterrey, CA
RESIDES: Salinas, CA

ACQUIRED: Claimed off waivers from MIA, 1/4/24
M.L. SERVICE: None
OPTIONS USED: 1 of 3
CONTRACT STATUS: Signed thru 2024

PERSONAL: Ryan Austin Jensen...X: @rystacks24...Instagram: @rystacks24...graduated from Salinas Union High School (CA) in 2016...in 2019, went 12-1, 2.88 ERA (32 ER/100.0 IP) and 107 strikeouts at Fresno State...named the 2018-19 Mountain West Male Athlete of the Year.

CAREER HIGHLIGHTS: Twins are fourth organization (Chicago-NL - 2019-23, Seattle - 2023 and Miami - winter of 2023)...began transition from minor league starter to reliever during early 2023 season...rated by MLB Pipeline as the Cubs' No. 28 prospect following the 2022 season...Southern League Pitcher of the Week in August of 2022 at Tennessee...named 2021 Cubs' MiLB.com organizational All-Star...Midwest League Pitcher of the Week in July of 2021 with South Bend.

POSTSEASON CAREER: Has not appeared at major league level.

2023:

- * Pitched in spring training for Chicago-NL and was optioned to Double-A Tennessee from camp on March 10.
- * Began season with Double-A Tennessee and appeared in 14 games (6 starts) for the Smokies until being promoted to Triple-A Iowa on June 6.
- * Was starter through first six games of season with Tennessee but began career transition to bullpen on May 10...was starter in minor league system as well, prior to 2023 season.
- * Designated for release or assignment by Chicago on August 8 and claimed off waivers by Seattle.
- * Reported to Triple-A Tacoma where he spent rest of season.
- * Earned first professional save on September 1 vs. Sugar Land, pitching 1.0 scoreless inning with one strikeout.
- * Pitched mostly in the eighth and ninth inning for the Rainiers after being acquired in August.
- * Combined to go 2-8, 5.32 ERA (64.1 IP, 38 ER), 54 walks, 78 strikeouts and 10.9 strikeouts-per-9.0 innings pitched in 43 games (6 starts) between Double-A Tennessee, Triple-A Iowa and Triple-A Tacoma...held left-handed hitters to a .234 batting average and right-handed hitters to a .264 average.
- * Designated for release or assignment by Seattle and claimed off waivers by Miami on November 27.
- * Designated for release or assignment by Miami on December 20 and claimed off waivers by Minnesota on January 4, 2024.
- * Designated for release or assignment by Minnesota on February 2 when the Twins claimed Daniel Duarte from Texas...agreed to a minor league contract with an invite to Twins spring training.

2022: Spent entire season with Double-A Tennessee (Chicago-NL), going 2-4, 4.25 ERA (28 ER/59.1 IP) in 17 starts...held opponents to a .204 (44-for-216) average, including a .197 mark (23-for-117) against righties...did not allow a run in three-straight starts in June, spanning 8.0 IP...struck out a season-high seven batters over 5.0 scoreless innings on August 13 vs. Mississippi...concluded he season by allowing two-or-fewer runs in each of his final five starts, posting a 2.33 ERA (5 ER/19.1 IP) during the run...concluded the season by tossing 9.2-straight scoreless innings over his last six outings and owned a 0.50 ERA (1 ER/18.0 IP) in his last 11 games...added to the Cubs' 40-man roster on November 15...ranked by MLB Pipeline as the Cubs' No. 28 prospect following season.

2021: Split season between South Bend and Tennessee (Chicago-NL), going 3-7, 4.16 ERA (37 ER/80.0 IP) in 20 starts...tossed at least 5.0 hitless innings twice, June 2 at Lansing (5.0 IP) and July 3 at Lake County (6.0 perfect IP)...named the Cubs Minor League Pitcher of the Month for July, pitching to a 1.99 ERA (5 ER/22.2 IP) during the month...promoted to the Double-A level for the first time in his career on August 19...pitched for Mesa in the Arizona Fall League following the season, going 2-1, 9.64 ERA (20 ER/18.2 IP) in six games (4 starts).

2020: Did not pitch in 2020 due to the pandemic-cancelled minor league season.

2019: Made professional debut in 2019, pitching to a 2.25 ERA (3 ER/12.0 IP) with 19 strikeouts in six starts for Single-A Eugene (Chicago-NL).

PROFESSIONAL: Originally selected by Chicago-NL in first round (27th overall) of 2019 First-Year Player Draft; signed by scout Gabe Zappin...added to Cubs 40-man roster on November 15, 2022 but never appeared at major league level...claimed off waivers by Seattle on August 8, 2023...DFA'd by Seattle on November 22, 2023...claimed off waivers by Miami on November 27, 2023...DFA'd by Marlins on December 20, 2023...claimed off waivers by Minnesota on January 4, 2024.

JENSEN'S PLAYING RECORD

YEAR	CLUB	W-L	ERA	G	GS	CG	SHO	SV	IP	H	R	ER	HR	HB	BB	SO	WP	K/9	BAA
2019	Eugene	0-0	2.25	6	6	0	0	0	12.0	7	3	3	0	2	14	19	1	14.3	.171
2020 NO MINOR LEAGUE SEASON - DID NOT PLAY																			
2021	South Bend	2-7	4.50	16	16	0	0	0	62.0	42	32	31	8	7	24	75	2	10.9	.189
	Tennessee	1-0	3.00	4	4	0	0	0	18.0	14	6	6	2	0	7	15	0	7.5	.222
2022	Tennessee	2-4	4.25	17	17	0	0	0	59.1	44	29	28	5	4	39	60	7	9.1	.204
2023	Tennessee	2-5	5.57	14	6	0	0	0	32.1	36	23	20	4	1	22	40	5	11.1	.281
	Iowa	0-2	6.10	16	0	0	0	0	20.2	18	15	14	2	4	24	26	0	11.3	.222
	Tacoma	1-1	3.18	13	0	0	0	1	11.1	9	4	4	0	0	8	12	4	9.5	.214
Minor League Totals		7-19	4.42	86	48	0	0	1	215.2	170	112	106	21	18	138	247	19	10.3	.214

JENSEN'S PROFESSIONAL INJURED LIST HISTORY

DATES	INJURY	LEVEL
September 2-end of 2022 season	Left Oblique Muscle Strain	Double-A Tennessee
August 1-13, 2022	Left Oblique Inflammation	Double-A Tennessee

AMERICAN LEAGUE CENTRAL HISTORY

YEAR	CHAMPION	RECORD	TWINS FINISH
1994*	Chicago White Sox	67-46	Fourth place with a record of 53-60, 15.0 games back
1995	Cleveland Indians	100-44	Fifth place with a record of 56-88, 44.0 games back
1996	Cleveland Indians	78-84	Fourth place with a record of 78-84, 21.5 games back
1997	Cleveland Indians	86-75	Fourth place with a record of 68-94, 18.5 games back
1998	Cleveland Indians	89-73	Fourth place with a record of 70-92, 19.0 games back
1999	Cleveland Indians	97-65	Fifth place with a record of 63-97, 33.0 games back
2000	Chicago White Sox	95-67	Fifth place with a record of 69-93, 26.0 games back
2001	Cleveland Indians	91-71	Second place with a record of 85-77, 6.0 games back
2002	Minnesota Twins	94-67	Lost 4 games to 1 in the ALCS to the Anaheim Angels
2003	Minnesota Twins	90-72	Lost 3 games to 1 in the ALDS to the New York Yankees
2004	Minnesota Twins	92-70	Lost 3 games to 1 in the ALDS to the New York Yankees
2005	Chicago White Sox	99-63	Third place with a record of 83-79, 16.0 games back
2006	Minnesota Twins	96-66	Swept in three games in the ALDS by the Oakland Athletics
2007	Cleveland Indians	96-66	Third place with a record of 79-83, 17.0 games back
2008	Chicago White Sox	89-74	Second place with a record of 88-75, 1.0 game back
2009	Minnesota Twins	87-76	Swept in three games in the ALDS by the New York Yankees
2010	Minnesota Twins	94-68	Swept in three games in the ALDS by the New York Yankees
2011	Detroit Tigers	95-67	Fifth place with a record of 63-99, 32.0 games back
2012	Detroit Tigers	88-74	Fifth place with a record of 66-96, 22.0 games back
2013	Detroit Tigers	93-69	Fourth place with a record of 66-96, 27.0 games back
2014	Detroit Tigers	90-72	Fifth place with a record of 70-92, 20.0 games back
2015	Kansas City Royals	95-67	Second place with a record of 83-79, 12.0 games back
2016	Cleveland Indians	94-67	Fifth place with a record of 59-103, 35.5 games back
2017	Cleveland Indians	102-60	Second place with a record of 85-77 earning second Wild Card
2018	Cleveland Indians	91-71	Second place with a record of 78-84, 13.0 games back
2019	Minnesota Twins	101-61	Swept in three games in ALDS by the New York Yankees
2020	Minnesota Twins	36-24	Swept in two games in Wild Card Series by the Houston Astros
2021	Chicago White Sox	93-89	Fifth place with a record of 73-89, 20.0 games back
2022	Cleveland Guardians	92-70	Third place with a record of 78-84, 14.0 games back
2023	Minnesota Twins	87-75	Lost three games to one in ALDS to the Houston Astros

*Season cut short due to work stoppage



47

EDOUARD JULIEN

INF

H/W: 6-0/194 **B/T:** L/R
OPENING DAY AGE: 24
BORN: 4/30/1999 in Québec City, Canada
RESIDES: Québec City, Canada

ACQUIRED: 18th RD, 2019 MLB Draft
M.L. SERVICE: 135 days
OPTIONS USED: 1 of 3
CONTRACT STATUS: Signed thru 2024

PERSONAL: Edouard Julien (pronounced ED-ward JOO-lee-en)...X: @edouardjulien7...Instagram: @edouardjulien...native language is French, after growing up in Québec; had to learn English when he came to the U.S. to play for Auburn University...is also learning Spanish, making him almost trilingual...attended Cardinal Roy Secondary School in Québec City...member of the Canadian Junior National Team...participated in tournaments in Florida and Cuba with Canada U18 National Team during the summer of 2016...won gold with Team Québec at the 18U National Championship in August 2016...hit .318 in the tournament with six RBI and two extra-base hits...named top 15-year-old player in Québec...named top prospect in Québec as a 16-year-old...hit team-best 417 with four runs scored in Spring Training camp with Canada JNT in March 2016...also saw national team action in the Dominican Summer League...won bronze with Team Québec at the Baseball Canada Cup...played two seasons at Auburn from 2018-19, hitting .266 (118-for-443) with 99 runs scored, 21 doubles, one triple, 27 homers, 126 RBI and 84 walks in 127 games for the Tigers...teammates with Tigers pitcher and 2018 first overall pick Casey Mize in 2018...in 2019, led the team in home runs (10) and RBI (57) for the second-straight season...his 126 RBI from 2018-19 seasons were most in the SEC during the span...became first Auburn player with 50-or-more RBI in back-to-back seasons since 2009-10...reached 100 career RBI in his 94th career game, becoming the fifth-fastest Auburn player to reach 100 RBI behind Tim Hudson (78 games), Gabe Gross (86 games), Frank Thomas (89 games) and Todd Faulkner (90 games)...went 4-for-6 and reached base in six of eight plate appearances at the 2019 College World Series...homered and drove in three runs in the College World Series opener vs. Mississippi State (June 16)...his home run was tied for the longest in the history of TD Ameritrade Park at 429 feet...in 2018, played in 62 games and earned a start in 59 contests at designated hitter, right field and second base...hit .275 with 17 home runs and 69 RBI...his 69 RBI broke Frank Thomas' freshman program record that had stood since 1987 and were the most in the SEC as well as the most among freshmen nationally...his 17 home runs were tied for second among freshmen nationally and the most by an Auburn player since 2010...named to the SEC All-Freshman Team...earned Second Team ABCA All-South Region Honors...named a Freshman All-American by *Baseball America*, *Collegiate Baseball*, *D1 Baseball*, *NCBWA* and *Perfect Game/Rawlings*...majored in international business...also spent two seasons with Hyannis in the Cape Cod League, recording 16 RBI in 30 games...in December of 2022, was named The Canadian Baseball Network (CBN) 2022 Randy Echlin Award winner as the top Canadian hitter in the affiliated minor leagues...big fan of Montreal Canadiens hockey...favorite player growing up was Jose Reyes, when he played for the Blue Jays...participated in 2024 TwinsFest at Target Field.

CAREER HIGHLIGHTS: Named to MLB.com Pipeline's 2023 All-Rookie Second Team...made major league debut on April 12, 2023 vs. Chicago-AL...recorded first major league hit on April 13, 2023 at New York-AL; made second plate appearance that same inning and homered, becoming ninth player in baseball history (1st Twin) whose first two MLB hits came in same inning, fourth that included a home run...played for Team Canada in 2023 WBC and led all tournament players in OPS (1.821).

POSTSEASON CAREER: 2023: Appeared in all six games of Twins Postseason, playing in both games of ALWCS vs. Toronto and all four games of ALDS vs. Houston, hitting .294 (5-for-17) with two doubles, one home run, two RBI, five walks, a .455 on-base percentage and a 1.043 OPS...reached base safely in all six games, drawing five walks with five hits in 22 plate appearances...made Postseason debut on October 3 in ALWCS at Target Field, going 0-for-2 with a walk...joined Royce Lewis and Matt Wallner as the first trio of rookies in Twins history to start in the same Postseason lineup...recorded first career Postseason hit in Game 2 of ALWCS vs. Toronto, singling off José Berrios...hit solo home run in decisive Game 4 of ALDS vs. Houston at Target Field, a shot off Jose Urquidy — the last of the Twins' two runs in a 3-2 defeat.

2023:

- * Played for Team Canada in the World Baseball Classic and hit .538 (7-for-13) with two doubles, two home runs, two RBI, five walks, five runs scored, a .667 on-base percentage, a 1.154 slugging percentage and a 1.821 OPS in four games...led all WBC players in OPS and ranked second in batting average and on-base percentage (min. 10 AB).
- * Played in first career spring training with Twins and optioned to Triple-A St. Paul on March 14 where he began season.
- * Homered on Opening Day for Saints on March 31 at Toledo.
- * Named Twins minor league Player of the Week on April 9, hitting .300 (3-for-10) with one home run, two RBI, three walks and a 1.457 OPS for St. Paul.
- * Played in nine games for the Saints from March 31-April 11 before being recalled by Minnesota on April 12 (Joey Gallo - IL)...had three stints with Minnesota on season.
- * Made major league debut on April 12 vs. Chicago-AL, starting at second base and batting eighth...grounded out in first at-bat and walked in second plate appearance.

CAREER HIGHS

Hits: 4, 8/16/23 vs. DET
RBI: 3, 2x, last 9/17/23 at CWS
HR: 1, 14x, last 9/17/23 at CWS
GS: --
SB: 1, 3x, last 8/6/23 vs. ARI
Hit-Strike: 9, 7/8-21/23

WALK-OFF HITS/PA

None

MULTI-HR GAMES

7/28/21 vs. DET



TWINS ALL-TIME LEADERS

WALKS AMONG ROOKIES

1. Butch Wynegar, 1976..... 79
2. Tim Lincecum, 1984..... 76
3. Rich Rollins, 1962..... 75
4. Tom Brunansky, 1982..... 71
5. Edouard Julien, 2023..... 64



- Recorded first major league hit with a single in the first inning on April 13 at New York-AL, off Jhony Brito...made second plate appearance later that same inning and homered to leftfield, a solo shot off Colten Brewer...became ninth different player in baseball history (1st Twin) in the expansion era (since 1961) whose first two MLB hits came in the same inning, fourth to include a homer (Elias)...previous eight were Aramis Garcia (2018), Derek Fisher (2017), Adam LaRoche (2004), Wilkin Ruan (2002), Greg Norton (1996), Chad Kreuter (1988), Greg Johnson (1979) and Bill Bonham (1971).
- Reached safely four times in seventh career game on April 19 at Boston, going 3-for-4 with a hit-by-pitch...reached four times two more times on season: July 17 at Seattle (2-for-2 with 2 walks) and August 6 vs. Arizona (1-for-1 with 3 walks).
- Hit first career leadoff home run on May 24 vs. San Francisco, off Anthony DeSclafani.
- Drew one walk and hit one double in four-straight games from May 31-June 10, tying Joe Mauer (2013) for longest streak with those numbers in club history (since 1961).
- Hit safely in season and career-high nine-straight games from July 8-21, hitting .586 (17-for-29) with three doubles, three home runs, five RBI, five walks, a .647 on-base percentage, a 1.000 slugging percentage and a 1.647 OPS in that span (6 multi-hit games).
- Finished pre-All-Star break with .852 OPS, seventh-best OPS by Minnesota rookie (1961-present, minimum 125 AB), best since Bobby Kielty in 2002 (.942).
- Hit pinch-hit home run on July 3 vs. Kansas City, breaking a 3-3 tie in the eighth inning, helping guide the Twins to an eventual 8-4 victory... first Twins rookie with a pinch-hit homer since Miguel Sanó on September 9, 2015 at Kansas City.
- Hit .369 (24-for-65) with three doubles, one triple, six home runs, nine RBI, 10 walks, 15 runs scored, a .461 on-base percentage, a .723 slugging percentage and a 1.184 OPS in 22 July games...his 1.184 OPS was the highest in Twins history (since 1961) for a rookie during the month (min. 60 ABs)...ranked first among all AL rookies in July in batting average and on-base percentage, second in slugging and OPS, and third in total bases.
- Recorded first career four-hit game on August 16 vs. Detroit, hitting all singles and driving in two runs in five at-bats.
- Recorded career and season highs with three RBI after hitting three-run shot on August 25 vs. Texas, off Grant Anderson...measured at 435 feet, the longest of season/career.
- Made first career start at first base on September 6 at Cleveland.
- Hit second career leadoff home run on September 27 vs. Oakland, off Joey Estes...the homer came on the first pitch...it tied four others for most leadoff homers by a rookie in club history (Tim Teufel - 1983, Jacque Jones - 1999, Luis Rivas - 2001 and Danny Santana - 2014).
- Hit 452-foot home run on September 30 at Colorado, the longest of season/career.
- Drew 64 walks on season, leading Twins and tied for fifth most walks in a single season by a Twins rookie...became fourth rookie in Twins history to lead his respective team in walks, joining Tom Brunansky (71 in 1982), Tim Teufel (76 in 1984) and Butch Wynegar (79 in 1976).
- His .839 OPS ranked sixth best in Twins history among rookies (minimum 350 plate appearances)...his .381 on-base percentage ranked fourth and his .459 slugging percentage ranked ninth.
- Hit .274 (80-for-292) with an .898 OPS vs. right-handed pitching and .196 (9-for-46) with a .447 OPS vs. left-handed pitching.
- Ranked in the 98th percentile in baseball in walk percentage (15.7%); fifth highest mark in baseball, trailing Aaron Judge (19.2%), Juan Soto (18.6%), Kyle Schwarber (17.5%) and Andrew McCutchen (15.9%).
- Ranked in the 91st percentile in sweet spot percentage (38.8%) and the 86th percentile in barrel percentage (13.1%).
- Ranked fifth among all MLB rookies and third among AL rookies in walks (64).
- Ranked second among all MLB rookies in on-base percentage (.381, minimum of 350 plate appearances) and walks-per-strikeout (0.50), fourth in batting WAR (1.7), fifth in wOBA (.369) and runs created-per 27 (6.14), third in OPS+ (132.8), eighth in overall WAR (3.0), ninth in slugging percentage (.459), and 12th in batting average (.263).
- Appeared in all six games of Twins Postseason, playing in both games of ALWCS vs. Toronto and all four games of ALDS vs. Houston, hitting .294 (5-for-17) with two doubles, one home run, two RBI, five walks, a .455 on-base percentage and a 1.043 OPS...reached in all six games, drawing five walks with five hits in 22 plate appearances.
- Made Postseason debut on October 3 in ALWCS at Target Field, going 0-for-2 with a walk.
- Recorded first career Postseason hit in Game 2 of ALWCS vs. Toronto, singling off José Berrios.
- Hit solo home run in decisive Game 4 of ALDS vs. Houston at Target Field, a shot off Jose Urquidy — the last of the Twins' two runs in a 3-2 defeat.
- Named to MLB.com Pipeline's All-Rookie Second Team.
- Finished seventh in American League Rookie of the Year voting with two points, earning two third place votes.

2022: Spent entire season with Double-A Wichita...recorded two multi-homer games on season: June 29 at Springfield (season-high 7 RBI) and July 30 vs. Northwest Arkansas...named Twins minor league Player of the Week July 3, hitting .348 (8-for-23) with two doubles, three home runs, nine RBI, five walks, a .464 on-base percentage and a 1.290 OPS for the Wind Surge...reached base safely in season-long 28-straight games from July 6-August 11, hitting .324 (35-for-108) with a .453 on-base percentage and a 1.036 OPS in that span...streak included a season-long 13-game hitting streak from July 12-30...drew season-high four walks (6 plate appearances) August 17 vs. Tulsa...reached safely

MLB BATTING LEADERS

OBP AMONG ROOKIES

(MINIMUM OF 350 PLATE APPEARANCES)

1. Nolan Jones, COL389
2. Edouard Julien, MIN381
3. Triston Casas, BOS367
4. Ryan Noda, OAK364
5. Corbin Carroll, ARI362

2023 AL ROY VOTING

PLAYER	VOTING POINTS
Gunnar Henderson, BAL	150
Tanner Bibee, CLE	67
Triston Casas, BOS	25
Josh Jung, TEX	16
Yainer Diaz, HOU	6
Masataka Yoshida, BOS	3
Edouard Julien, MIN	2
Anthony Volpe, NYY	1

OUI OUI

Growing up in Québec City, Edouard spoke only French and didn't know any English until he moved south to play baseball at Auburn University. While starting his collegiate career, coaches initially would be talking to him/asking questions and he would reply with, "Yes. Yes." because he didn't know what else to say.

Edouard is close to being trilingual and always learning more Spanish. Started learning Spanish when he was younger but became far more familiar with it since starting professional baseball from exposure to Latin teammates.

TWINS ALL-TIME LEADERS**OPS AMONG ROOKIES****(MINIMUM OF 350 PLATE APPEARANCES)**

1. Tony Oliva, 1964.....	.916
2. Jimmie Hall, 1963.....	.863
3. Corey Koskie, 1999.....	.855
4. Tom Brunansky, 1982.....	.848
5. Kent Hrbek, 1982.....	.848
6. Edouard Julien, 2023.....	.839

in 22-straight games to finish the season, from August 27-September 27, hitting .358 (29-for-81) with a .490 on-base percentage in that span...reached base safely via hit or walk in 108 of 117 games for Wind Surge...reached base multiple times in 44 games...hit .332 (98-for-295) with a 1.031 OPS vs. right-handed pitching, compared to .210 (22-for-105) with a .649 OPS vs. left-handed pitching... played 94 games (all starts) at second base for Wind Surge and 18 games (16 starts) at designated hitter...led Texas League in walks (98) and on-base percentage (.441) and ranked third in OPS (.931), sixth in slugging percentage (.490) and seventh in batting average (.300)...named second baseman on Minor League Baseball's Texas League All-Star team...played 21 games for Glendale in the Arizona Fall League, hitting .400 (28-for-70) with five doubles, five home runs, 17 RBI, six stolen bases, 24 runs scored, a .563 on-base percentage, a .686 slugging percentage and a 1.248 OPS...named league's Breakout Player of the Year...added to Twins 40-man roster November 15...ranked as 15th-best prospect in Twins system by MLB.com after season...ranked as fourth-best prospect and as having best strike-zone discipline in Twins system by *Baseball America*, entering 2023...named second baseman on Twins' MiLB.com organizational All-Star team...selected to play for Team Canada in the 2023 World Baseball Classic, marking first career selection.

HOTLINE BLING

Rocco Baldelli likes to call 2-3 guys a week in the offseason to check in. He called Edouard, wanting to have fun with him and give him a hard time, resulting in the following exchange:

Rocco: WHAT ARE YOU DOING?!

Eddy: uhh, eating cereal?

Rocco: WHY ARE YOU DOING THAT?!

Eddy: ...because I'm hungry? wait, who is this?

Rocco: Put the cereal down and save my number to your contacts.

2021: Split the season between Low-A Fort Myers and High-A Cedar Rapids, hitting .266 (105-for-394) with 93 runs scored, 28 doubles, one triple, 18 home runs, 72 RBI, 110 walks, 34 stolen bases and a .914 OPS in 112 games...named second baseman on Twins MiLB.com organizational All-Star team.

2020: Did not play after the minor league season cancelled due to COVID-19.

2019: Missed the season with a right ulnar collateral ligament injury.

PROFESSIONAL: Originally selected by Philadelphia in 37th round of 2017 First-Year Player Draft out of Cardinal Roy SS in Québec City but elected to attend Auburn University...selected by Twins in 18th round of 2019 First-Year Player Draft; signed by scout Jack Powell.

O CANADA**HIGHEST OPS AMONG CANADIAN-BORN PLAYERS (MINIMUM OF 350 PAs)**

PLAYER	VOTING POINTS
1. Larry Walker.....	.965
2. Joey Votto.....	.920
3. Vladimir Guerrero Jr.....	.844
4. Jason Bay.....	.841
5. Edouard Julien.....	.839
6. Matt Stairs.....	.832

JULIEN'S PLAYING RECORD

YEAR	CLUB	AVG	G	AB	R	H	2B	3B	HR	RBI	SH	SF	HBP	BB	SO	SB	CS	OBP	OPS
2019	Elizabethton	DID NOT PLAY - INJURED																	
2020	NO SEASON - DID NOT PLAY																		
2021	Fort Myers	.299	47	147	41	44	12	1	3	24	0	1	6	50	54	21	2	.490	.946
	Cedar Rapids	.247	65	247	52	61	16	0	15	48	0	1	2	60	90	13	3	.397	.891
2022	Wichita	.300	113	400	77	120	19	3	17	67	0	4	6	98	125	19	7	.441	.931
2023	St. Paul	.293	38	133	29	39	12	0	5	22	0	2	3	32	42	3	0	.435	.931
	MINNESOTA	.263	109	339	60	89	16	1	16	37	1	3	2	64	128	3	0	.381	.839
	Minor League Totals	.285	263	927	199	264	59	4	40	161	0	8	17	240	311	56	12	.437	.924
	Major League Totals	.263	109	339	60	89	16	1	16	37	1	3	2	64	128	3	0	.381	.839

JULIEN'S WILD CARD RECORD

YEAR	OPPONENT	AVG	G	AB	R	H	2B	3B	HR	RBI	SH	SF	HBP	BB	SO	SB	CS	OBP	OPS
2023	Toronto	.167	2	6	1	1	0	0	0	0	0	0	0	1	2	0	0	.286	.452

JULIEN'S DIVISION SERIES RECORD

YEAR	OPPONENT	AVG	G	AB	R	H	2B	3B	HR	RBI	SH	SF	HBP	BB	SO	SB	CS	OBP	OPS
2023	Houston	.364	4	11	1	4	2	0	1	2	0	0	0	4	6	0	0	.533	1.352

JULIEN'S WORLD BASEBALL CLASSIC RECORD

YEAR	CLUB	AVG	G	AB	R	H	2B	3B	HR	RBI	SH	SF	HBP	BB	SO	SB	CS	OBP	OPS
2023	Canada	.538	4	13	5	7	2	0	2	2	--	--	--	5	5	1	0	.667	1.821

JULIEN'S CAREER FIELDING RECORD

POSITION	PCT	G	PO	A	E	TC	DP	PB
Second Base	.991	75	80	138	2	220	22	—
First Base	1.000	3	16	1	0	17	0	—
Totals	.992	78	96	139	2	237	22	—

JULIEN'S PROFESSIONAL INJURED LIST HISTORY

DATES	INJURY	LEVEL
May 18-29, 2022.....	Right Hamstring Strain.....	Double-A Wichita.....
April 13-22, 2022.....	Left Ankle Sprain.....	Double-A Wichita.....
2019 season.....	UCL Injury.....	Rookie-Elizabethton.....



89

DASHAWN KEIRSEY JR. NON-ROSTER INVITE

OF

H/W: 6-2/191 **B/T:** L/L
OPENING DAY AGE: 26
BORN: 5/13/1997 in San Diego, CA
RESIDES: San Diego, CA

ACQUIRED: 4th RD, 2018 MLB Draft
M.L. SERVICE: None
OPTIONS USED: 0 of 3
CONTRACT STATUS: Signed thru 2024

PERSONAL: DaShawn Robert Keirsey Jr. (pronounced KEER-see)...Instagram: @dk.breezyy...grew up in San Diego, CA and attended Helix Charter High School in La Mesa, CA...at Helix, named First-team all-Grossmont Hills League as a senior...named first-team all-East County...hit .333 with seven doubles, three triples, 19 RBI and nine stolen bases as a senior...also had a 3.16 ERA on the mound over 48.2 innings pitched going 5-2 with 51 strikeouts...played in the 2014 Area Code games...also earned first-team all-league and first-team all-county honors as a wide receiver in football...named the 2014 East County Offensive Most Improved player as a senior...played collegiately at the University of Utah from 2016-18, where he had a .334 career batting average, 42 doubles and 11 triples...named to 2018 ABCA/Rawlings West All-Region second team...three-time first-team All-Pac-12 (2016-18)...three-time Pac-12 All-Defensive Team, becoming Utah's first selection to the team since the Utes joined the league in 2016...2016 Louisville Slugger Freshman All-American...majored in financial planning.

CAREER HIGHLIGHTS: Named by *Baseball America* as being the best defensive outfielder in the Twins system and fastest baserunner entering 2024...also ranked as 22nd best prospect in Twins organization by *Baseball America* entering 2024...named finalist for MiLB Defensive Play of the Year after robbing a home run in centerfield on April 20, 2023 at Tulsa...ranked third in entire Twins organization in stolen bases (39) in 2023.

POSTSEASON CAREER: Has never appeared at major league level.

2023:

- * Was in Twins minor league spring training but played several exhibition games for Minnesota, coming from the minor league side.
- * Began season with Double-A Wichita.
- * Stolen season-high two bases seven times during season...stole 14-straight bases successfully from May 30-July 23.
- * Hit safely in minor league career-high tying 13-straight games from June 8-22, hitting .377 (20-for-53) with a 1.131 OPS during that span.
- * Hit .326 (30-for-92) in 23 May games and .356 (31-for-87) in 23 June games.
- * Went 5-for-6 on July 26 vs. Frisco, tying Wichita's franchise record for hits in a game.

ALMOST FAMOUS

DaShawn attended Helix Charter High School in La Mesa, CA, where he played baseball and football. Helix boasts a handful of famous alumni, including former NFL players Reggie Bush and Alex Smith, Hall of Fame basketball player Bill Walton, actor Dennis Hopper and former Twins farmhand Jake Reed, who pitched for the Dodgers in 2023.

- * Promoted to Triple-A St. Paul on August 3...at time of promotion, was tied for second in the Texas League in triples (5), third in hits (110) and total bases (176), sixth in average (.305) and stolen bases (31) and tied for ninth in extra-base hits (35)...left Wichita as the club's all-time stolen base leader with 73 from 2022-23.
- * Named Twins minor league Player of the Week on August 27, hitting .412 (7-for-17) with one double, one triple, one home run, five RBI, four walks and a 1.289 OPS for the Saints.
- * Combined to hit .294 (144-for-490) with 18 doubles, eight triples, 15 home runs, 61 RBI, 79 runs scored, 50 walks, 39 stolen bases (44 chances), a .366 on-base percentage and an .821 OPS in 130 games between Wichita and St. Paul...hit .304 (123-for-405) with an .860 OPS vs. right-handed pitching, compared to .247 (21-for-85) with a .638 OPS vs. left-handed pitching.
- * Named finalist for MiLB Defensive Play of the Year after robbing a home run in centerfield on April 20 at Tulsa...one of three finalists, joining Arizona's Drew Jones (winner) and Milwaukee's Monte Harrison.
- * Ranked third in entire Twins organization in stolen bases (39), trailing Yoyner Fajardo (50) and Andrew Stevenson (44)...also tied for second in triples (8) with Fajardo, trailing Emmanuel Rodriguez (9)...ranked third in total bases (223).
- * Named by *Baseball America* as being the best defensive outfielder in the Twins system and fastest baserunner...also ranked as 22nd best prospect in Twins organization by *Baseball America* entering 2024.

2022: Spent the season with Double-A Wichita, batting .271 (115-for-425) with 26 doubles, three triples, seven home runs, 48 RBI, 32 walks, 61 runs scored, 42 stolen bases and a .724 OPS in 121 games...went 5-for-5 with four doubles and three RBI on July 12 vs. Arkansas...hit safely in minor league career-high 13-straight from September 1-17 (G1)...homed in three-straight games from September 18-22 and four times in final five games of season from September 18-27...played five games for Caimanes in the Colombian Winter League following regular season.

2021: Split season between Rookie FCL (rehab assignment) and High-A Cedar Rapids, hitting .211 (32-for-152) with 21 runs scored, four doubles, four triples, seven home runs, 24 RBI, 18 walks, 11 stolen bases and a .733 OPS in 48 games...missed time on Cedar Rapids' Injured List with a left hamstring strain from May 20-June 26 and again with a right oblique strain from August 11-end of season.

2020: Did not play professionally after minor league season cancelled due to COVID-19 pandemic.



2019: Split the season between Rookie-Elizabethton (7 games) and Low-A Cedar Rapids (36 games), hitting .150 (22-for-147) with 13 runs scored, one double, one triple, 14 RBI and 24 walks in 43 games...placed on 7-day Injured List on April 15 with a right hip strain; reinstated on April 28...placed on the 7-day IL on May 12 with a left shoulder strain; reinstated on August 10.

2018: Began first professional season with Rookie-Elizabethton...batted .368 (7-for-19) across his first four career games...from July 1-August 2, hit .383 (18-for-47) with five doubles, seven walks and 10 RBI.

AMATEUR CAREER: First team All-Pac 12 selection in all three years played at Utah...three-time Pac 12 All-Defensive Team selection...in 2018, led the Pac-12 in doubles (23), third in average (.386), tied for third in hits (78) and tied for sixth in triples (five)...ranked 19th in the country in average...his 22 multi-hit games in 2018 led the team...named Louisville Slugger Freshman All-American in 2016...first Utah selection to Pac-12 All-Defensive Team since joining the conference...First-Team All-East County as a senior at Helix Charter High School...also earned first team all-league and all-county as a wide receiver in football...majored in financial planning.

PROFESSIONAL: Selected by Minnesota in fourth round (124th overall) of 2018 First-Year Player Draft; signed by scout Andrew Ayers.

KEIRSEY'S PLAYING RECORD

YEAR	CLUB	AVG	G	AB	R	H	2B	3B	HR	RBI	SH	SF	HB	BB	SO	SB	CS	OBP	OPS
2018	Elizabethton	.301	26	103	20	31	7	3	0	13	0	1	0	12	20	4	1	.371	.798
2019	Elizabethton	.217	7	23	4	5	0	0	0	3	0	1	0	6	8	1	0	.367	.584
	Cedar Rapids	.137	36	124	9	17	1	1	0	11	0	1	0	18	40	2	1	.245	.406
2020	NO MINOR LEAGUE SEASON - DID NOT PLAY																		
2021	FCL Twins	.364	3	11	4	4	0	0	0	0	0	0	1	0	1	1	0	.417	.780
	Cedar Rapids	.199	45	141	17	28	4	4	7	24	0	3	3	18	50	10	3	.297	.730
2022	Wichita	.271	121	425	61	115	26	3	7	48	0	4	7	32	108	42	7	.329	.724
2023	Wichita	.305	91	361	59	110	17	5	13	48	0	2	3	31	93	31	5	.363	.850
	St. Paul	.264	39	129	20	34	1	3	2	13	0	0	4	19	31	8	0	.375	.739
Minor League Totals		.261	368	1317	194	344	56	19	29	160	0	12	18	136	351	99	17	.336	.734

KEIRSEY'S PROFESSIONAL INJURED LIST HISTORY

DATES	INJURY	LEVEL
August 11-end of 2021 season	Right Oblique Strain	High-A Cedar Rapids
May 20-June 26, 2021	Left Hamstring Strain	High-A Cedar Rapids
May 12-August 10, 2019	Left Shoulder Strain	Low-A Cedar Rapids
April 15-28, 2019	Right Hip Strain	Low-A Cedar Rapids

TWINS STRAIGHT STEAL OF HOME

DATE	PLAYER	INNING	PITCHER	OPPONENT	MADE SCORE	FINAL
7/19/62	Vic Power	5th	Dailey	Cleveland	6-0	8-0
8/3/66	Ted Uhlaender	8th	Stigman	Boston	7-2	7-2
5/10/68	John Roseboro	4th	Clark	at California	4-0	6-5
4/9/69	Rod Carew	5th	Nelson	at Kansas City	3-2	3-4
4/19/69	Rod Carew	7th	Wilhelm	California	5-5	6-5
4/30/69	Rod Carew	5th	Brandon	Seattle	5-0	6-4
5/18/69	Cesar Tovar *	3rd	Lolich	Detroit	2-1	2-8
5/18/69	Rod Carew *	3rd	Lolich	Detroit	1-2	2-8
6/4/69	Rod Carew	8th	McDaniel	New York-AL	4-2	4-2
6/16/69	Rod Carew	1st	Murphy	California	2-0	8-2
7/16/69 (G1)	Rod Carew	2nd	Nyman	Chicago-AL	6-2	9-8
8/23/69	Cesar Tovar	2nd	Kekich	New York-AL	6-0	8-3
4/23/71	Rod Carew	1st	Kline	at New York-AL	1-0	7-3
9/1/72	Rod Carew #	10th	Farmer	Cleveland	5-4	5-4 (10 inn.)
9/12/72	Jim Nettles	4th	Hunter	Oakland	4-2	4-7
6/28/73	Rod Carew	3rd	Broberg	at Texas	2-0	4-0
5/14/75	Rod Carew	1st	Perry	Cleveland	1-0	3-0
5/17/76	Rod Carew	1st	Norris	Oakland	1-0	5-4
8/30/76	Rod Carew	1st	Augustine	Milwaukee	1-2	10-3
6/27/77	Rod Carew	4th	Hinds	Milwaukee	7-3	10-3
4/8/88	Dan Gladden	7th	Wells	Toronto	5-2	6-3
9/25/88	Dan Gladden	7th	Petry	at California	3-2	6-2
9/27/97	Rich Becker	5th	Juden	at Cleveland	2-0	6-4

* - denotes consecutive batters

- ended game



26

MAX KEPLER

OF

H/W: 6-4/226 **B/T:** L/L
OPENING DAY AGE: 31
BORN: 2/10/1993 in Berlin, Germany
RESIDES: Naples, FL

ACQUIRED: Signed as undrafted free agent, 7/11/09
M.L. SERVICE: 7 years, 152 days
OPTIONS USED: 3 of 3
CONTRACT STATUS: Signed thru 2024

PERSONAL: Maximilian Kepler-Róczycki...has French bulldog named Remi...attended John F. Kennedy School, an American school in Berlin, and the St. Emmeram Academy in Regensburg in 2008, where he trained in baseball...attended Fort Myers South (FL) High School in time for his junior year of high school...his parents Marek Róczycki and Kathy Kepler were both professional ballet dancers in Berlin...grew up playing baseball, soccer, tennis, swimming and skiing; was given a tennis scholarship to the Steffi Graf Tennis Foundation in Berlin...played baseball for Buchbinder Legionäre Regensburg of Bundesliga, the highest baseball league in Germany...is a fan of Bundesliga club Hertha Berlin, a soccer team in Germany...went on 2019-20 offseason winter tour through Munich, Regensburg, Berlin and Frankfurt promoting baseball...the trip was broadcast on an FN North special show titled "The Pursuit: From Berlin to the Bigs ft. Max Kepler"...his 2021 Porsche Cayenne Turbo S E-Hybrid was featured on Alex Kirilloff's Instagram account @ automobileathlete in March 2022...donates to a foundation called "Can Do Canines", which raises money for service dogs for people in need...participated in 2024 TwinsFest at Target Field.

CAREER HIGHLIGHTS: 2024 marks 15th professional season...2023 marked seventh full season with Twins (2017-2023), playing parts of two seasons from 2015-16...second-longest tenured player on team (Buxton debuted few months before him in 2015)...started seventh-consecutive Opening Day in 2023, one behind Tony Oliva for most for RF in club history...hit two home runs on Opening Day 2020 and became the eighth player in baseball history with at least two home runs on Opening Day while batting first, second in club history (also Jacques Jones in 2002)...according to the *Elias Sports Bureau*, he was the third player in the last 20 years to homer on the first pitch of the season (Cubs' Ian Happ - 2018 & Mets' Kaz Matsui - 2004)...was the fifth player in franchise history with a multi-homer game on Opening Day, joining Jacques Jones (2002), Gary Gaetti (1982), Brant Aleya (1970) and Karl Olson (1956)...hit 100th career home run September 20, 2020 at Chicago-NL, becoming third European-born player in major league history to reach 100 career homers, alongside Bobby Thomson (264, born in Scotland) and Didi Gregorius (119, born in the Netherlands)...named AL Player of the Week May 27, 2019 (second of career)...hit three home runs June 6, 2019 at Cleveland (all off Trevor Bauer), joining Ted Williams as the only players in baseball history to hit three home runs multiple times in Cleveland...hit five home runs in five consecutive at-bats (one walk in between) off Cleveland's Trevor Bauer (3 on June 6 and 2 on July 13, both at Cleveland)...became the first player in baseball history to homer in five-straight at-bats off one pitcher in a single season...owns the single-season record for most HR (36 in 2019) by a European-born player, surpassing Bobby Thomson (Scotland), who hit 32 for the 1951 New York Giants...named 2018 Jim Kaat Award winner for Twins Best Defensive Player...won 2016 Bill Boni Award for Twins Rookie of the Year...hit three home runs August 1, 2016 at Cleveland, becoming fifth player (12 now) in club history with a three-homer game, joining Bob Allison, Harmon Killebrew, Tony Oliva and Justin Morneau (Brian Dozier became sixth later in season, Byron Buxton and Eddie Rosario in 2017, Rosario again in '18, Kepler again in '19 and Nelson Cruz twice in '19)...named co-AL Player of the Week with teammate Joe Mauer August 8, 2016...ranked third-best prospect in Twins system entering 2016, as well as best strike-zone discipline by *Baseball America*...earned Southern League Most Valuable Player Award in 2015...was 2015 recipient of Sherry Robertson Award for Twins minor league Player of the Year...selected to World Team for SiriusXM Futures Game in 2015...named Southern League Mid- and Postseason All-Star in 2015...named 12th-best prospect in Twins system by *Baseball America* entering 2015...ranked eighth-best prospect in Twins organization by *Baseball America* entering 2013 season...is one of 45 German-born players to play Major League Baseball.

POSTSEASON CAREER: Has appeared in 12 career Postseason games, hitting .146 (6-for-41) with three doubles, eight walks and a .286 on-base percentage...**2023:** Started in rightfield for all six Twins Postseason games, two in the ALWCS vs. Toronto and four in the ALDS vs. Houston...hit .217 (5-for-23) with one walk in the six games...reached safely in five of the first six Postseason games, recording two doubles, one in Game 1 of ALDS and one in Game 3 of ALDS...**2020:** Started both games of the AL Wild Card Series vs. Houston, going 0-for-5 with three walks...**2019:** played all three games in 2019 ALDS vs. New York-AL, going 0-for-10 with three walks and three strikeouts...**2017:** started in rightfield while batting sixth in AL Wild Card Game October 3 at New York-AL, going 1-for-3 with a walk and a double.

2023:

- * Was Twins Opening Day rightfielder for seventh-consecutive season on March 30 at Kansas City...broke tie with Tom Brunansky (1983-88) and Matt Lawton (1996-01) and moved into second most Opening Day starts in club history (since 1961), one behind Tony Oliva's eight (1964-71).
- * Hit 14th career leadoff home run on April 3 at Miami, tying Chuck Knoblauch for third on Twins all-time leadoff homer list.

CAREER HIGHS

- Hits:** 4, 4x, last 6/16/19 vs. KC
- RBI:** 7, 7/2/16 vs. TEX
- HR:** 3, 2x, last 6/6/19 at CLE
- GS:** 3, 5/23/22 vs. DET
- SB:** 2, 8/18/20 vs. MIL
- Hit-Strike:** 10, 2x, last 5/16-28/19

WALK-OFF HITS/PA

- 6/12/16 vs. BOS (HR)
- 7/16/16 vs. CLE (FC)
- 8/31/17 vs. CWS (HBP)
- 4/11/18 vs. HOU (HR)
- 6/18/19 vs. BOS (1B)
- 7/21/19 vs. OAK (1B)
- 9/22/20 vs. DET (1B)
- 4/15/21 vs. BOS (1B)
- 7/26/21 vs. DET (1B)

MULTI-HR GAMES

- 7/2/16 vs. TEX
- 8/1/16 at CLE (3)
- 8/8/17 vs. MIL
- 4/11/18 vs. HOU
- 4/27/19 vs. BAL
- 6/6/19 at CLE (3)
- 6/29/19 at CWS
- 7/13/19 at CLE
- 7/24/20 at CWS
- 7/5/21 vs. CWS
- 9/22/21 at CWS
- 4/27/22 vs. DET



TWINS ALL-TIME LEADERS

GAMES AMONG OUTFIELDERS (SINCE '61)	
1. Kirby Puckett	1,696
2. Torii Hunter	1,319
3. Tony Oliva	1,178
4. Bob Allison	1,020
5. Max Kepler	931

- Placed in just four games for Twins until being placed on 10-day Injured List on April 8 with right patellar tendinitis; reinstated April 15.
- Hit 15th career leadoff home run on April 28 vs. Kansas City, moving into sole possession of third on Twins all-time leadoff homer list...the homer was the 132nd of career, tying Jacque Jones for 14th on Twins all-time list; passed Jones with 133rd on May 5 at Cleveland.
- Placed on 10-day Injured List on May 13 with a strained left hamstring; reinstated on May 29.
- Hit 141st career home run on July 4 vs. Kansas City, tying Michael Cuddyer for 13th on Twins all-time list; passed Cuddyer with 142nd on July 17 at Seattle.
- Hit 143rd career home run on July 19 at Seattle, tying Joe Mauer for 12th on Twins all-time list; passed Mauer with 144th on July 29 at Kansas City.
- Hit .291 (25-for-86) with six doubles, four home runs, 14 RBI, 15 runs scored, seven walks, a .340 on-base percentage, a .500 slugging percentage and an .840 OPS in 24 July games.
- Homered in three-straight games from August 4-6, tying career-long homer streak, done three times previously, all in 2019.
- Hit 20th home run on August 16 vs. Detroit, marking third time in career reaching the 20-homer mark (20 in 2018 and 36 in 2019).
- Hit 150th career home run on August 25 vs. Texas, a solo shot off catcher Austin Hedges.
- Hit .314 (27-for-86) with eight doubles, six home runs, 11 RBI, a .392 on-base percentage, a .616 slugging percentage and a 1.008 OPS in 25 August games...his OPS and OBP both ranked 10th in the AL.
- Hit safely in season-long nine-straight games from September 11-19, hitting .355 (11-for-31) with a .993 OPS in that span.
- Scored 500th career run on September 16 at Chicago-AL.
- Recorded 800th career hit (single) on October 1 at Colorado.
- Hit .306 (72-for-235) with 17 doubles, two triples, 12 home runs, 36 RBI, 45 runs scored, 27 walks, a .377 on-base percentage, a .549 slugging percentage and a .926 OPS in 66 games Post-All-Star break.
- Hit .312 (78-for-250) with a .946 OPS in 72 wins and .191 (36-for-188) with a .642 OPS in 58 losses.
- Hit .291 (60-for-206) with an .895 OPS in 61 home games, compared to .233 (54-for-232) with a .746 OPS in 69 road games.
- Hit .250 (22-for-88) with a .751 OPS vs. right-handed pitching and .250 (22-for-88) average with a .751 OPS vs. left-handed pitching.
- Led club in home runs (21) and the second most of his career (36 in 2019)...also led in RBI (66) and second in games played (129).
- His 24 home runs were second-most of career (36 in 2019).
- Posted a fielding run value of five, second best among AL rightfielders (minimum of 1,000 innings), trailing only Texas' Adolis Garcia.
- Posted an outs above average of four, fifth best among MLB rightfielders.
- Ranked in 89th percentage in baseball in both xSLG (.499) and average exit velocity (91.9 mph).
- Hit .293 (65-for-222) with 13 doubles, 17 home runs and a .590 slugging percentage off fastballs (.621 xSLG).
- Set career-highs in average exit velocity (91.9 mph), barrel percentage (12.2%), hard hit percentage (47.9%) and sweet spot percentage (35.7%)...exit velocity was up 2.8% from 2022, the sixth biggest year-to-year improvement in baseball...barrel percentage up 5.1%, the fifth biggest jump in baseball...hit hard hit percentage was up 8.0% from 2022, the ninth biggest jump in baseball.
- Started in rightfield for all six Twins Postseason games, two in the ALWCs vs. Toronto and four in the ALDS vs. Houston...hit .217 (5-for-23) with one walk in the six games.
- Reached safely in five of the first six Postseason games, recording two doubles, one in Game 1 of ALDS and one in Game 3 of ALDS.
- Had 2024 team option picked up on November 2.

MLB FIELDING LEADERS

OUTS ABOVE AVERAGE AMONG RF IN 2023

1. Fernando Tatis Jr., SD	11
2. Jason Heyward, LAD	6
3. Will Brennan, CLE	5
4. Max Kepler, MIN	4
Jake Fraley, CIN	4

MAX FACTS

Favorite non-baseball athlete: Former French soccer star and current coach Thierry Henry

Favorite baseball memory as a kid: Getting to watch the Yankees vs. Red Sox when the games started getting televised in Europe. Due to the time zone it was late, but parents let him stay up.

Favorite shoes: Anything Nike - loves the brand

Lucky number: 14

Favorite charitable cause: Can Do Canines

TWINS ALL-TIME LEADERS

GAMES IN RIGHTFIELD (SINCE '61)

1. Tony Oliva	1,137
2. Max Kepler	824
3. Tom Brunansky	795
4. Michael Cuddyer	670
5. Matt Lawton	515

2022: Was club's Opening Day rightfielder for sixth-consecutive season, batting ninth April 8 vs. Seattle...tied Tom Brunansky (1983-88) and Matt Lawton (1996-2001) for second-most consecutive Opening Day starts in rightfield; the record is held by Tony Oliva (8 straight from 1964-71)...recorded 12th career multi-homer game April 27 vs. Detroit...hit third career grand slam May 23 vs. Detroit, off Elvin Rodriguez...it was also the 1,000th home run by a Twins player in Target Field history...hit a ground out May 24 vs. Detroit that was measured at 113.8 mph exit velocity...that figure ranked in the 93rd percentile in baseball...placed on Restricted List from June 3-6, while the team traveled to Toronto...placed on 10-day Injured List July 30 with a right fifth toe fracture; reinstated August 6...reached base safely five times August 27 vs. San Francisco, going 2-for-2 with three walks...five times reaching tied a career-high, done three times previously...recorded 400th career RBI August 28 vs. San Francisco...placed on 10-day Injured List September 17 with a sprained right wrist and did not return...went 18-for-his-final-101...hit .243 (25-for-103) with one home run against left-handed pitching, compared to .221 (63-for-285) with eight home runs against right-handed pitching...played 110 games (103 starts) in rightfield, fourth-most in the AL and ninth-most in baseball...ranked in 97th percentile in baseball in outs above average at 11, ranking seventh in the AL and 17th in baseball...led team in defensive runs saved with nine, ranking ninth in baseball (per FanGraphs)...ranked fourth on team in walks (49)...ranked in the 84th percentile in baseball in walk percentage at 11.0%.

2021: Made Opening Day roster for fifth-consecutive season and was club's rightfielder, batting fifth on Opening Day April 1 at Milwaukee...went 3-for-5 with a double, a triple and one RBI...became the first player in Twins/Senators history with a single, a double and a triple on Opening Day, and first AL player to do it since Boston's Jose Offerman on April 5, 1999...recorded first walk-off hit for the Twins on the season April 15 vs. Boston, driving in Luis Arraez with a single in the bottom of the ninth in a

Twins 4-3 victory...hit four leadoff home runs on the season: May 6 vs. Texas, July 25 vs. Los Angeles-AL, August 14 vs. Tampa Bay and August 16 vs. Cleveland...the final one was the 13th of his career, passing Dan Gladden and moving into sole possession of fourth place on the Twins all-time leadoff home run list...placed on 10-day Injured List May 30 with a left hamstring strain...played in three games on rehab assignment with Triple-A St. Paul, going 1-for-11 and reinstated on July 18...drove in the game-winning run with a single July 26 vs. Detroit in the bottom of the 10th inning, scoring pinch runner Kenta Maeda from second base; marked his ninth career walk-off plate appearance, tying him with Rod Carew, Tom Brunansky and Justin Morneau for fourth-most in club history (since 1961), trailing only Harmon Killebrew (11), Kirby Puckett (11) and Kent Hrbek (10)...hit eight home runs in July, tied for fourth most in the American League during the month...reached base four times in consecutive games: August 15 vs. Tampa Bay (2 doubles, 2 walks) and August 16 vs. Cleveland (1 home run, 3 walks)...recorded second multi-homer game of season and 11th of career September 22 at Chicago-NL...12 of his 19 home runs came against the AL Central (210 at-bats), with five coming against the White Sox, three against the Tigers, two against Kansas City and two against Cleveland...played in 700th career game on September 7 at Cleveland...started out of the leadoff spot 29 times, the fifth spot 27 times, seventh spot 22 times, cleanup spot 12 times, sixth spot 10 times, eighth spot six times, third spot three times and second spot twice...hit .232 (72-for-311) with a .796 OPS against right-handed pitching and .157 (18-for-115) with a .509 OPS against left-handed pitching...led club in games played in outfield, playing 97 games (90 starts) in rightfield and 22 games (19 starts) in centerfield...ranked third on club in walks (54) and fourth in runs scored (61)...went 10-for-10 in stolen base attempts, the second player in club history with a stolen base percentage of 1.000 (minimum 10 attempts), joining Alexi Casilla (11-for-11, 2009)...one of five players in baseball to do so: Cleveland's Andres Gimenez (11-for-11), St. Louis' Paul Goldschmidt (12-for-12), Cleveland's Amed Rosario (10-for-10) and Miami's Magneuris Sierra (11-for-11)...10 steals also marked career-high.

2020: Worked out at Mauer Chevrolet in Inver Grove Heights (MN) with teammate Mitch Garver between spring training cancellation and the start of the regular season during COVID-19 pandemic...owned by Joe Mauer's family, Mauer Chevrolet has multiple locations in the Twin Cities, with the Inver Grove location having an indoor batting cage...made Twins Opening Day roster for fourth consecutive season and was club's leadoff hitter and rightfielder July 24 at Chicago-AL, going 2-for-4 with two home runs (first two at-bats), one being a leadoff homer...it marked his ninth career multi-homer game...also his seventh career leadoff homer, tying Shannon Stewart for fifth on club's all-time list...became the second player in club history to start a season with a home run; Jacques Jones was the other on April 1, 2002 vs. Kansas City...became the eighth player in baseball history with at least two home runs on Opening Day while batting first, second in club history (also Jones in 2002)...according to *Elias*, was the third player in the last 20 years to homer on the first pitch of the season (Cubs' Ian Happ - 2018 & Mets' Kaz Matsui - 2004)...became fifth player in franchise history with a multi-homer game on Opening Day, joining Jacques Jones (2002), Gary Gaetti (1982), Brent Aley (1970) and Karl Olson (1956)...hit second and third leadoff homers (8th and 9th of career) of season July 31 vs. Cleveland and August 26 at Cleveland, both off Mike Clevinger...drew four walks in four plate appearances August 4 vs. Pittsburgh, one short of the club record of five held by Roy Smalley (May 7, 1978 at BAL)...was first four-homer game for a Twin since Brian Dozier on April 10, 2018 vs. Houston...hit 100th career home run September 20 at Chicago-NL, a two-run walk-off Yu Darvish; also eclipsed 300 career RBI...became third European-born player in major league history to reach 100 career homers, alongside Bobby Thomson (264, born in Scotland) and Didi Gregorius (119, born in the Netherlands)...played in 600th career game September 26 vs. Cincinnati...hit .345 (10-for-29) over Minnesota's final seven games of the season, with nine runs scored, four doubles, two home runs, five RBI, three walks and a 1.096 OPS...finished the year ranked second on the team in walks (22) behind Nelson Cruz (24)...also tied for second in stolen bases (3), fourth in runs (27) and fourth in extra-base hits (18)...tied for second in the American League and tied for fourth in baseball with three leadoff home runs...trailed DJ LeMahieu (5, NYY), Ian Happ (4, CHC) and Ronald Acuña Jr. (4, ATL)...hit .266 (33-for-124) against right-handed pitchers with seven doubles, nine home runs, 19 RBI and a .904 OPS; against lefties, batted .128 (6-for-47) with two doubles, four RBI and a .378 OPS...started 44 games in rightfield and two games in centerfield...had two outfield assists, both as a rightfielder...overall, posted a .987 fielding percentage in 380.1 innings...in second-to-last game of season vs. Cincinnati, went 2-for-3 out of the leadoff spot with three runs and a walk...had the first of three-straight Twins doubles in the third inning, followed by Luis Arraez and Eddie Rosario...started both games of the AL Wild Card Series vs. Houston, going 0-for-5 with three walks.

MLB FIELDING LEADERS	
DEF. RUNS SAVED AMONG OF SINCE 2018	
1. Mookie Betts.....	69
2. Aaron Judge.....	50
3. Max Kepler.....	37
4. Kyle Tucker.....	32

2019: Made Twins Opening Day roster for third consecutive season and was Opening Day rightfielder and leadoff hitter March 28 vs. Cleveland, his first ever at-bat from the leadoff spot...set career-high with 10-game hitting streak March 31-April 14...matched that May 16-28...recorded multiple home runs four times on season: April 27 vs. Baltimore, June 6 at Cleveland (3), June 29 at Chicago-AL, July 13 at Cleveland...hit six leadoff home runs on season: April 7 at Philadelphia, April 28 vs. Baltimore, June 6 at Cleveland, July 13 at Cleveland, August 1 at Miami and August 24 vs. Detroit; tied Brian Dozier (2015 & '16) for third most in a single season in club history...named AL Player of the Week May 27 for the second time in career...posted a slash line of .571/600/1.190 with 10 runs scored, 12 hits, four doubles, three home runs, 10 RBI, three walks and a stolen base in five games played...among AL leaders, finished the week first in batting average, on-base percentage, slugging percentage, runs scored and extra-base hits (7); tied for first in RBI; and tied for second in doubles and hits...had multiple hits in six straight games, longest Twins streak since Justin Morneau in 2010...hit game-tying home run in the 13th inning June 18 vs. Boston, followed by a walk-off single in the 17th for a Twins 4-3 victory...became first player with a game-tying RBI and walk-off RBI in 13th inning-or-later in same game since Milwaukee's Willie Randolph May 1, 1991...hit three home runs June 6 at Cleveland (all off Trevor Bauer), joining Ted Williams as the only players in baseball history to hit three home runs multiple times in Cleveland (Kepler also did it in 2016)...was the 10th time in club history for a player with three homers in a game (13 now)...hit five home runs in five consecutive at-bats (one walk in between) off Cleveland's Trevor Bauer (3 on June 6 and 2 on July 13, both at Cleveland)...became the first player in baseball history to homer in five straight at-bats off one pitcher in a single-season...over multiple seasons, it matched Carlos Delgado (2003-04 vs. Jorge Sosa) and Frank Howard (1963-64 vs. Bob Hendley)...the second home run on July 13 at Cleveland was his 79th of career, setting a record for most homers by a German-born player, passing Mike Blowers (78)...recorded second walk-off hit of season and sixth of career July 21 vs. Oakland, singling in the ninth inning of a Twins 7-6 victory...became first Twin with multiple walk-off hits in a season since Oswaldo Arcia in 2013...hit 30th home run August 1 at Miami in Twins game 108, the sixth fastest in club history to reach 30 homers, previous five all being Harmon Killebrew...hit 35th home run August 24 vs. Detroit in Twins game 129, the fourth fastest in club history to reach 35 homers, previous three all being Killebrew...along with Nelson Cruz (41 HR), became the second pair of Twins teammates to each hit 35-plus HR in a single season, joining Killebrew (45 HR) and Bob Allison (35 HR) in 1963...finished with 36 home runs and 32 doubles becoming the eighth different Twin (11th instance) with 30 doubles/30 homers, first since Brian Dozier had 35 doubles and 42 homers in 2016...played in only 11 of the Twins 27 games in September, and only one after September 15 (as a pinch-runner), as he was slowed by a rhomboid muscle strain near his left shoulder...set career highs in runs (98), hits (132), doubles (32, tying 2017), home runs (36), RBI (90), batting average (.252), on-base percentage (.336), slugging percentage (.519) and OPS (.855)...played 84 games (72 starts) in rightfield and 60 games (53 starts) in centerfield...did not commit an error in 281 total chances on season...hit 32 home runs from the leadoff spot, second most in club history, trailing Brian Dozier's 34 in 2017...finished tied for fourth in MLB (T-2nd AL) with 32 homers while batting first...among AL leadoff hitters, also ranked fourth in RBI (74), fourth in SLG (.533), tied for sixth in doubles (28), seventh in OPS (.866), ninth in runs (87) and 10th in hits (109)...finish tied for seventh in the AL in homers (36) and was one of 13 AL players and one of 23 in all of baseball with 30-plus doubles, 30-plus homers and 90-plus RBI...played all three games in 2019 ALDS vs. New York-AL, going 0-for-10 with three walks and three strikeouts.

MLB FIELDING LEADERS

GAMES IN OUTFIELD SINCE 2017

1. Andrew Benintendi	843
2. Mookie Betts	838
3. Christian Yelich	819
4. Max Kepler	817
5. Randal Grichuk	791

ranked third in the AL in games played in the outfield, playing 117 games in rightfield (98 starts) and 55 games in centerfield (44 starts)...given Jim Kaat Award for Twins Defensive Player of the Year, an award voted on by the Twin Cities Chapter of the BBWAA...signed five-year contract extension February 14 (along with Jorge Polanco), with a one-year club option.

2017: Made first career Opening Day roster and was Opening Day rightfielder, batting eighth April 3 vs. Kansas City...tied career-high with four hits July 3 vs. Los Angeles-AL...tied career-high nine-game hitting streak May 29-June 7...recorded third career multi-home game August 8 vs. Milwaukee...hit second career grand slam August 26 at Toronto...had second career walk-off August 31 vs. Chicago-AL after getting hit by pitch with the bases loaded; first walk-off HBP for Twins since May 1, 1996 vs. Kansas City when Paul Molitor did it...set career highs in games (147), runs (67), hits (124), doubles (32), home runs (19), RBI (69) and walks (47)...hit .272 (105-for-386) with 17 home runs against right-handed pitching and .152 (19-for-125) with two homers against left-handed pitching...ranked third on club in doubles (32)...played 138 games (120 starts) in rightfield, ranking fifth in the AL.

2016: Optioned from Twins spring training to Triple-A Rochester March 25...played two games for the Red Wings before being recalled from Rochester April 9 (Danny Santana, Injured List)...played just seven games for the Twins before being optioned back to Rochester April 25 (Santana reinstated)...hit .288 (30-for-104) with four doubles and six triples for the Red Wings before being recalled again June 1 (Miguel Sanó - Injured List)...hit first career home run June 12 vs. Boston off Matt Barnes, a three-run walk-off...became the fourth Twin to ever hit first career homer as walk-off, joining Jim Nettles (July 11, 1971 vs. KC), Dan Masteller (July 28, 1995 vs. NYY) and Terry Tiffie (April 4, 2004 vs. KC)...recorded first career three-hit game, including a double and home run, June 19 vs. New York-AL...hit nine doubles in June, tied for second most in the AL...recorded first career two-homer game July 2 vs. Texas, and set Twins rookie record with seven RBI in one game...hit eight home runs with 23 RBI in 25 July games; tied for first in the AL for the month in home runs and second in RBI...went 4-for-6 with three home runs and six RBI August 1 at Cleveland, becoming fifth player in club history with a three-homer game, joining Bob Allison (May 17, 1963 at Cleveland), Harmon Killebrew (September 21, 1963 at Boston), Tony Oliva (July 3, 1973 at Kansas City) and Justin Morneau (July 6, 2007 at Chicago-AL)...became first rookie in Twins history with two games of six-plus RBI in one season...was second rookie in Twins in 2016 with three-homer game, joining Corey Seager (June 3 vs. ATL)...his 13 total bases in a single game were tied with C.J. Cron and Mookie Betts for third most in baseball in 2016, trailing Kris Bryant (16) and Yasmani Grandal (14); also most total bases for a rookie since Andrew McCutchen had 13 in 2009...tied Tim Lincecum (September 16, 1983 vs. TOR) for most total bases in one game for a rookie in Twins history...according to Elias, became the first European-born player in baseball history to homer three times in a game...named co-AL Player of the Week with teammate Joe Mauer August 8...hit .370 (10-for-27) with nine runs scored, four home runs, 11 RBI, six walks and two stolen bases in seven games; ranked first in the AL in runs scored and RBI, tied for first in walks, tied for second in home runs and stolen bases, tied for fourth in total bases (22), fifth in slugging percentage (.815) and eighth in on-base percentage (.471)...became the fourth Twins rookie to ever win AL POW award, joining Danny Santana (2014), Carlos Gómez (2008) and Marty Cordova (1995)...hit five home runs and recorded 21 RBI in 28 August games; the RBI were tied for first among rookies during the month, while homers were tied for second...finished with 17 home runs, ninth most among rookies in club history, and 63 RBI, 10th most among rookies in club history...ranked third on club in home runs (17) and RBI (63), fourth in runs (52), and fifth in walks (42)...led all AL rookies in walks, second in RBI, third in home runs, fourth in games (113) and fifth in hits (93)...given 2016 Bill Boni Award for Twins Rookie of the Year, as voted on by the Twin Cities Chapter of the BBWAA.

2015: Participated in second career Twins spring training and was optioned to Double-A Chattanooga roster March 15...named Twins minor league Player of the Week and Southern League Player of the Week May 25, hitting .500 (12-for-24) with three doubles, two home runs, nine RBI, four walks and a .571 on-base percentage in seven games...named Southern League Player of the Week again June 22, hitting .636 (14-for-22) with four triples, four RBI, four walks, six runs scored and a .704 on-base percentage in six games...named Twins minor league Player of the Month

TWINS ALL-TIME LEADERS

FWAR

1. Harmon Killebrew	59.3
2. Rod Carew	56.9
3. Joe Mauer	53.0
4. Kirby Puckett	44.9
5. Tony Oliva	40.7
6. Kent Hrbek	37.6
7. Chuck Knoblach	33.6
8. Bob Allison	31.0
9. Gary Gaetti	25.8
10. Brian Dozier	23.9
11. Corey Koskie	23.2
12. Torii Hunter	22.6
13. César Tovar	21.6
14. Roy Smalley	20.9
15. Justin Morneau	20.0
16. Byron Buxton	19.0
17. Max Kepler	18.9

2018: Made Twins Opening Day roster for second consecutive season and was Opening Day rightfielder March 29 at Baltimore...recorded fourth career multi-home game April 11 vs. Houston...had third career walk-off, second as a home run, April 11 vs. Houston, a two-out shot in the bottom of the ninth giving the Twins the 9-8 win...hit .245 (36-for-147) vs. left-handed pitching and .216 (83-for-385) vs. right-handed pitching...hit .265 (67-for-253) with 12 home runs in 76 home games and .186 (52-for-279) with eight home runs in 80 away games...hit 20th home run September 30 vs. Chicago-AL, setting a single-season career-high...ranked first on club in walks (71) and second in runs scored (80), both career highs...ranked tied for 11th in the AL in walks (71)...led club in games played in the field with 150 (142 starts), making just one error with seven outfield assists in 335 total chances...

AL BATTING LEADERS

TIMES ON BASE AMONG OFS SINCE 2016

1. Mike Trout	1,545
2. George Springer	1,543
3. Aaron Judge	1,430
4. Andrew Benintendi	1,310
5. J.D. Martinez	1,288
6. Max Kepler	1,228

for June, hitting .364 (32-for-88) with six doubles, five triples, one home run, 17 RBI and 18 walks in 25 games...placed on 7-day Injured List from July 9-16 with left shoulder inflammation...selected to World Team for SiriusXM Futures Game but did not play due to shoulder injury...named Southern League Mid- and Postseason All-Star...named Twins minor league Player of the Month for July, hitting .306 (22-for-72) with five doubles, two triples, three home runs, 15 RBI and 13 walks in 20 games...named Southern League Most Valuable Player, hitting .322 (131-for-407) with 32 doubles, 13 triples, nine home runs, 71 RBI, 76 runs scored and 67 walks in 112 games for the Lookouts...hit three home runs (one grand slam) in the five-game Southern League Championship against Biloxi, helping guide the Lookouts to Southern League Championship...named to *Baseball America's* Minor League Baseball All-Star team...recalled from Chattanooga September 22...made major league debut September 27 at Detroit, striking out in pinch-hit appearance...recorded first major league hit October 4 vs. Kansas City, singling off Johnny Cueto...recipient of Sherry Robertson Award for Twins minor league Player of the Year...named an outfielder on MiLB.com Twins organization All-Star team...ranked sixth-best prospect in Southern League by *Baseball America*...ranked third-best prospect and best strike-zone discipline in Twins system by *Baseball America*, entering 2016.

2014: Participated in first career Twins spring training and was optioned to High-A Fort Myers March 9 and spent entire season there...placed on 7-day Injured List June 4 with a left forearm strain; reinstated June 19...placed on 7-day Injured List July 21 with a right thumb contusion; reinstated July 29...played for Salt River in the Arizona Fall League, hitting .307 (23-for-75) with four doubles, three triples, seven RBI and 13 runs scored in 18 games...named 12th-best prospect in Twins system by *Baseball America* entering 2015.

2013: Spent the season with Low-A Cedar Rapids...played in the Arizona Fall League with Glendale Desert Dogs, hitting .234 (15-for-64) with five doubles, four RBI, eight runs scored and seven walks in 18 games...added to Twins 40-man roster November 20.

2012: Spent second season with Rookie-Elizabethton...named Twins minor league Player of the Month for July, hitting .333 (32-for-96) with seven doubles, seven home runs, 28 RBI and 19 runs scored...earned Appalachian League TOPPS/Minor League Baseball Player of the Year award...named Appalachian League Postseason All-Star...named *Baseball America* Rookie All-Star...ranked seventh-best prospect in Appalachian League by *Baseball America*...ranked eighth-best prospect in Twins organization by *Baseball America* entering the 2013 season.

2011: Spent entire season with Rookie-Elizabethton...hit first professional home run July 14 vs. Pulaski...ranked as 20th-best prospect in Twins organization by *Baseball America* entering 2012.

2010: Spent first professional season with the GCL Twins...finished fifth on team in hits (40)...ninth-best prospect in Gulf Coast League and 11th best in the Twins organization by *Baseball America* entering 2011.

2009: Ranked as the 10th-best prospect in the Twins organization by *Baseball America* entering 2010.

PROFESSIONAL: Signed by Twins as undrafted free agent July 11, 2009; signed by Mike Radcliff.

KEPLER'S PLAYING RECORD

YEAR	CLUB	AVG	G	AB	R	H	2B	3B	HR	RBI	SH	SF	HBP	BB	SO	SB	CS	OBP	OPS
2010	GCL Twins	.286	37	140	15	40	6	1	0	11	0	0	0	13	27	6	1	.346	.689
2011	Elizabethton	.262	50	191	29	50	11	3	1	24	2	2	3	23	54	1	1	.347	.713
2012	Elizabethton	.297	59	232	40	69	16	5	10	49	0	2	8	27	33	7	0	.387	.926
2013	Cedar Rapids	.237	61	236	35	56	11	3	9	40	0	1	2	24	43	2	0	.312	.736
2014	Fort Myers	.264	102	364	53	96	20	6	5	59	2	2	5	34	62	6	2	.333	.726
2015	Fort Myers	.250	6	24	4	6	2	0	0	0	0	0	0	2	5	1	0	.308	.641
	Chattanooga	.322	112	407	76	131	32	13	9	71	1	5	2	67	63	18	4	.416	.947
	MINNESOTA	.143	3	7	0	1	0	0	0	0	0	0	0	0	3	0	0	.143	.286
2016	Rochester	.282	30	110	16	31	4	6	1	19	0	2	0	16	14	1	1	.367	.822
	MINNESOTA	.235	113	396	52	93	20	2	17	63	1	5	3	42	93	6	2	.309	.733
2017	MINNESOTA	.243	147	511	67	124	32	2	19	69	1	3	6	47	114	6	1	.312	.737
2018	MINNESOTA	.224	156	532	80	119	30	4	20	58	0	3	5	71	96	4	5	.319	.727
2019	MINNESOTA	.252	134	524	98	132	32	0	36	90	0	4	8	60	99	1	5	.336	.855
2020	MINNESOTA	.228	48	171	27	39	9	0	9	23	0	1	2	22	36	3	0	.321	.760
2021	St. Paul	.091	3	11	0	1	0	0	0	0	0	0	0	0	1	0	0	.091	.182
	MINNESOTA	.211	121	426	61	90	21	4	19	54	0	4	6	54	96	10	0	.306	.719
2022	MINNESOTA	.227	115	388	54	88	18	1	9	43	0	4	5	49	66	3	2	.318	.666
2023	MINNESOTA	.260	130	438	72	114	22	2	24	66	0	4	4	45	106	1	1	.332	.816
	Minor League Totals	.280	460	1715	268	480	102	37	35	273	5	14	20	206	302	42	9	.361	.805
	Major League Totals	.236	967	3393	511	800	184	15	153	466	2	28	39	390	709	34	16	.319	.753

KEPLER'S WILD CARD RECORD

YEAR	OPPONENT	AVG	G	AB	R	H	2B	3B	HR	RBI	SH	SF	HBP	BB	SO	SB	CS	OBP	OPS
2017	New York-AL	.333	1	3	0	1	1	0	0	0	0	0	0	1	0	0	0	.500	1.167
2020	Houston	.000	2	5	1	0	0	0	0	0	0	0	0	3	1	0	0	.375	.375
2023	Toronto	.250	2	8	1	2	0	0	0	0	0	0	0	3	0	0	0	.250	.500
	Wild Card Totals	.188	5	16	2	3	1	0	0	0	0	0	0	4	4	0	0	.350	.600

KEPLER'S DIVISION SERIES RECORD

YEAR	OPPONENT	AVG	G	AB	R	H	2B	3B	HR	RBI	SH	SF	HBP	BB	SO	SB	CS	OBP	OPS
2019	New York-AL	.000	3	10	0	0	0	0	0	0	0	0	0	3	3	0	0	.231	.231
2023	Houston	.200	4	15	0	3	2	0	0	0	0	0	0	1	7	0	0	.250	.583
	Division Series Totals	.120	7	25	0	3	2	0	0	0	0	0	0	4	10	0	0	.241	.441

KEPLER'S CAREER FIELDING RECORD

POSITION	PCT	G	PO	A	E	TC	DP	PB
Outfield	.993	946	1860	42	14	1916	13	—
First Base	1.000	3	5	0	0	5	0	—
Totals	.992	949	1865	42	15	1921	13	—

KEPLER'S PROFESSIONAL INJURED LIST HISTORY

DATES	INJURY	LEVEL
May 13-29, 2023	Left Hamstring Strain	Minnesota
April 8-15, 2023	Right Patellar Tendinitis	Minnesota
September 17-end of 2022 season	Sprained Right Wrist	Minnesota
July 30-August 6, 2022	Right Fifth Toe Fracture	Minnesota
May 30-June 18, 2021	Left Hamstring Strain	Minnesota
April 20-29, 2021	COVID-19	Minnesota
September 4-13, 2020	Left Adductor Strain	Minnesota
May 23-30, 2016	Left Groin Strain	Triple-A Rochester
July 9-16, 2015	Left Shoulder Inflammation	Double-A Chattanooga
July 21-29, 2014	Right Thumb Contusion	High-A Fort Myers
June 4-19, 2014	Left Forearm Strain	High-A Fort Myers



19

ALEX KIRILLOFF

1B/OF

H/W: 6-2/223 **B/T:** L/L
OPENING DAY AGE: 26
BORN: 11/9/1997 in Pittsburgh, PA
RESIDES: Fort Myers, FL

ACQUIRED: 1st RD (15th overall), 2016 MLB Draft
M.L. SERVICE: 2 years, 141 days
OPTIONS USED: 2 of 3
CONTRACT STATUS: Signed thru 2024

PERSONAL: Alexander David Kirilloff (KEE-rill-off)...X: @AKirilloff19...Instagram: @akirilloff19...wife, Jordan, married in 2016 offseason...the couple has two daughters, Penelope (born February 2020) and Priscilla (born November 2021)...2016 graduate of Plum High School in Pittsburgh, PA...rated as the 15th-best prospect in the 2016 draft by *Baseball America*...hit .544 with a .645 on-base percentage, 1,000 slugging percentage, three home runs, 23 RBI, 17 extra-base hits, 17 walks and just one strikeout as a high school senior...named a 2016 Rawlings Perfect Game First-Team All-American and Atlantic All-Region First-Team selection...primarily played first base, and also pitched, throughout high school...won the 2015 Perfect Game All-American Classic Home Run Challenge, hitting 34 home runs at Fowler Park at the University of San Diego and PETCO Park...participated in 2019 Twins Winter Caravan, traveling to Cedar Rapids, IA...made debut wearing uniform number 76 but changed to 19 over the 2020-21 offseason...really likes cars and started an Instagram account called @automobileathlete in January 2022, in which he features luxury cars and other athlete's vehicles; his first feature, posted February 3, 2022, was on Twins prospect Blayne Enlow's Maserati...favorite TV show is Burn Notice...spent the 2022-23 offseason vacationing in the mountains in Georgia for Christmas as well as visiting Colorado...is a big Pittsburgh Steelers fan...claims his hidden talent is being good at video games...favorite subject in school was math...his favorite charitable cause is an organization called Compassion, which helps kids and families in poverty around the world...participated in 2023 and 2024 TwinsFest at Target Field.

CAREER HIGHLIGHTS: Missed some time over last couple seasons dealing with wrist injuries...came up through the Twins' system as a corner outfielder (mostly leftfield) but has started transition to first base since 2021...made major league debut in Game 2 of AL Wild Card September 30, 2020 vs. Houston, batting sixth and starting in rightfield...went 1-for-4, singling in second at-bat off José Urquidy...became first player in baseball history to record a Postseason hit before a regular season hit...became third player in baseball history to make major league debut in Postseason game, joining Kansas City's Adalberto Mondesi (2015 World Series) and Oakland's Mark Kiger (2006 ALCS) – first player to ever start...in 2020, ranked No. 1 prospect and best hitter for average in Twins system by *Baseball America* (27th overall prospect in baseball)...also in 2020, ranked Twins second-best prospect by MLB.com (27th in baseball)...in 2019, ranked ninth-best prospect in baseball by MLB.com, 15th best by *Baseball America* and 39th best by *Baseball Prospectus*...ranked second-best prospect and best hitter for average in Twins minor league system by *Baseball America* entering 2020...named 2018 Midwest League Midseason All-Star...named to 2018 SiriusXM Futures Game and started for Team USA at Nationals Park...given 2018 Sherry Robertson Award as Twins minor league Player of the Year...ranked second-best prospect in Twins system by *Baseball America* entering 2019...ranked third-best prospect in the Twins system by *Baseball America* entering 2018...named 2016 Appalachian League Player of the Year and Postseason All-Star...named third-best prospect in Twins organization by *Baseball America* following 2016.

POSTSEASON CAREER: 2023: Appeared in five Postseason games for Twins, two during ALWCs vs. Toronto and three games in ALDS vs. Houston, going 0-for-9 with two walks...placed on Injured List with right shoulder strain prior to Game 4 of ALDS...2020: Made major league debut in Game 2 of AL Wild Card Series on September 30 vs. Houston, batting sixth and starting in rightfield...went 1-for-4, singling in second at-bat off José Urquidy...became first player in baseball history to record a Postseason hit before a regular season hit...was third player in baseball history to make major league debut in Postseason game, first player to ever start (five total players have debuted in the Postseason – OAK's Mark Kiger in 2006, KC's Adalberto Mondesi in 2015, Kirilloff, TB's Shane McClellan in 2020 and SD's Ryan Weathers in 2020).

2023:

- Recog season on Twins 10-day Injured List, while recovering from right wrist surgery, a procedure he had done on August 9, 2022.
- Went on rehab assignment with Low-A Fort Myers (April 11-16) and Triple-A St. Paul (April 18-28), combining to play in 11 games...returned from rehab assignment, reinstated from 10-day IL and optioned to St. Paul on April 30.
- Played in just three games for Saints and was recalled by Minnesota on May 5 (Trevor Larnach optioned).
- Hit walk-off single on May 10 vs. San Diego in the 11th inning of a Twins 4-3 victory...marked first career walk-off hit/plate appearance.
- Tied career high with three hits and recorded third career multi-homer game on May 13 vs. Chicago-NL...recorded three hits two more times on July 18 at Seattle and September 15 at Chicago-AL.
- Tied career high with four RBI on July 16 at Oakland, recording a double and a home run...matched that RBI total for second time on season on July 21 vs. Chicago-AL with another double and home run game.
- Recorded multiple hits in career-high three-straight games from July 16-18.

CAREER HIGHS

Hits: 3, 7x, last 9/15/23 at CWS
RBI: 4, 4x, last 7/21/23 vs. CWS
HR: 2, 3x, last 5/13/23 vs. CHC
GS: - -
SB: 1, 6/21/21 vs. CIN
Hit-Strike: 9, 2x, last 7/10-24/22
WALK-OFF HITS/PA
 5/10/23 vs. SD (1B)
MULTI-HR GAMES
 4/30/21 vs. KC
 7/5/22 at CWS
 5/13/23 vs. CHC



TWINS 2023 LEADERS

AVERAGE VS. FASTBALLS

1. Royce Lewis337
2. Alex Kirilloff333
3. Donovan Solano321
4. Kyle Farmer316
5. Edouard Julien299



- ✦ Homered four times and drove in 13 runs in a six-game span from July 16-21, coming out of the All-Star break.
- ✦ Placed on 10-day Injured List with a right shoulder strain on July 30...played in six games on rehab assignment with St. Paul and was reinstated on September 8.
- ✦ Finished July with 18 RBI in 20 games, leading the club in RBI for the month.
- ✦ Hit 10th home run on September 22 vs. Los Angeles-AL, which at the time, was the go-ahead run in the eventual win that clinched the AL Central division title for the Twins...the home run also made him the 12th different Twin with double-digit home run totals on the season, setting a club record.
- ✦ Hit .333 (55-for-165) with 20 extra-base hits off fastballs.
- ✦ Hit .300 (70-for-233) with an .858 OPS against right-handed pitching and .125 (6-for-48) with a .482 OPS vs. left-handed pitching.
- ✦ Played 75 games (58 starts) at first base, 11 games (8 starts) in rightfield and 10 games (4 starts) in leftfield.
- ✦ Set career-highs in games (88), hits (76), doubles (14), runs scored (35), home runs (11), RBI (41) and walks (28).
- ✦ Appeared in five Postseason games for Twins, including two during ALWCS vs. Toronto and three games in ALDS vs. Houston, going 0-for-9 with two walks.
- ✦ Placed on Injured List with right shoulder strain prior to Game 4 of ALDS (Byron Buxton activated).

2022: Made Twins Opening Day roster, the first of career and was the Opening Day leftfielder April 8 vs. Seattle, batting sixth, going 0-for-4...played in five games for the Twins and went 1-for-17 before being placed on the 10-day Injured List April 13 with right wrist inflammation...played seven games with Triple-A St. Paul on rehab assignment...was returned from rehab assignment and reinstated from IL May 6...played in five more games with the Twins from May 8-12 and was optioned to Triple-A St. Paul May 14...named Twins minor league Player of the Week twice on the season while with the Saints: May 22 (.458, 1 double, 1 home run, 4 RBI, 1.144 OPS) and June 19 (.474, 1 double, 4 home runs, 9 RBI, 1.723 OPS)...named International League Player of the Week with the Saints June 6, hitting .471 (8-for-17), with three doubles, four home runs, eight RBI, eight runs scored, four walks, a .571 on base percentage, 1.353 slugging percentage, and a 1.924 OPS...played in 28 games for the Saints from May 15-June 16, hitting .385 (42-for-109) with seven doubles, 10 home runs, 31 RBI, a .477 on-base percentage, a .725 slugging percentage and a 1.201 OPS...recalled by Minnesota June 17...recorded second career multi-homer game July 5 at Chicago-AL...tied career-high with nine-game hitting streak from July 10-24, hitting .344 (11-for-32) with a .792 OPS during the streak...placed on 10-day Injured List August 2 with right wrist inflammation...transferred to 60-day IL August 23...underwent season-ending surgery on right wrist August 9...hit .267 (32-for-120) with a .680 OPS against right-handed pitching with Minnesota, compared to .167 (4-for-24) with a .500 OPS vs. left-handed pitching...played 21 games (19 starts) in leftfield, 18 games (14 starts) at first base and eight games (3 starts) in rightfield...combined to hit .302 (83-for-275) with 14 doubles, 13 home runs, 53 RBI, 47 runs scored, 27 walks, a .378 on-base percentage, a .495 slugging percentage and an .873 OPS in 80 games between St. Paul and Minnesota.

FEAR THE BEARD

Grew a very thick, impressive beard over the off-season. Alex said at Twinsfest in January that when he arrived in Minneapolis/Target Field, teammate Griffin Jax mistook him for former teammate Dallas Keuchel out of the corner of his eye.

2021: Was in Twins spring training for the second-consecutive season and second time in career...optioned to the alternate training site March 23...made season debut and non-Postseason major league debut for Twins as 27th man in a doubleheader April 14 vs. Boston and went 0-for-3...did not appear at the minor league level to start the season with their season beginning in May and was eventually recalled by Minnesota from alternate training site April 23...recorded first career major league regular season hit April 26 at Cleveland, doubling off Zach Plesac...recorded first career RBI April 27 at Cleveland...hit first career home run April 30 vs. Kansas City, a three-run shot off Tyler Zuber...homered again in next at-bat, a solo shot off Ervin Santana...became the first Twins hitter since Pat Meares on June 19, 1994 at Baltimore to hit both of his first two career home runs in the same game...also became the first Twins rookie hitter with a multi-homer game since Johnny Field September 26, 2018 vs. Detroit...hit safely in season-long nine-straight games from April 26-May 22, including homers in three-straight games from April 30-May 2...also during

SKOL! SKOL! SKOL!

Despite growing up in the Pittsburgh area and being a Steelers fan, Alex - along with Royce Lewis - visited Vikings practice in Eagan, MN last August. The duo got to meet and talk with head coach Kevin O'Connell, general manager Kwesi Adofo-Mensah and quarterback Kirk Cousins.



that span, had a six-game RBI break from April 30-May 22 (13 RBI total)...placed on 10-day Injured List May 5 with a sprained right wrist...played in two games on rehab assignment with Triple-A St. Paul, going 3-for-6, May 19-20 and reinstated May 21...recorded first career three-hit game May 30 vs. Kansas City (all singles)...intentionally walked twice June 21 vs. Cincinnati, marking first time for a Twins rookie since Lew Ford in 2004...placed on 10-day Injured List July 21 with a ligament tear in right wrist...underwent surgery n July 23...transferred to 60-day IL August 10...hit .279 (19-for-68) with a .471 slugging percentage against left-handed pitching and .238 (35-for-147) with a .401 slugging percentage against right-handed pitching...hit .323 (31-for-96) with runners on base, .310 (18-for-58) with runners in scoring position and .346 (9-for-26) with RISP and two outs...played 29 games (25 starts) at first base, 27 games (19 starts) in rightfield and 13 games (11 starts) in leftfield.

2020: Was an invite to Twins spring training...spent entire regular season at alternate training site in St. Paul, MN...had contract purchased for American League Wild Card Series vs. Houston...made major league debut in Game 2 of AL Wild Card on September 30 vs. Houston, batting sixth and starting in rightfield...went 1-for-4, singling in second at-bat off Jose Urquidy...became first player in baseball history to record a Postseason hit before a regular season hit...became third player in baseball history to make major league debut in Postseason game, joining Kansas City's Adalberto Mondesi (2015 World Series) and Oakland's Mark Kiger (2006 American League Championship Series) – first player to ever start...became second player in club history to wear uniform number 76 (Felix Jorge - 2017)...ranked number one prospect and best hitter for average in Twins system by *Baseball America* (27th overall prospect in baseball)...also ranked Twins second-best prospect by MLB.com (27th in baseball).

2019: Began season as ninth-best prospect in baseball by MLB.com, 15th best by *Baseball America* and 39th best by *Baseball Prospectus*...spent entire fourth professional season with Double-A Pensacola...spent two stints on the Injured List, both times suffering from a right wrist sprain: April 4-May 2 and again June 3-20...named Twins minor league Player of the Week August 25, hitting .444 (12-for-37) with one double, one home run, five RBI and a 1.075 OPS...hit .302 (76-for-252) with 15 doubles and seven home runs vs. right-handed pitching and .244 (30-for-123) with three doubles and two home runs vs. lefties...played 41 games in rightfield, 35 games at first base, eight games in leftfield and 10 as designated hitter...hit .381 (8-for-21) with one double, four home runs, eight RBI and a 1.435 OPS in five Postseason games for the Blue Wahoos...hit ninth-inning grand slam in Game 1 of semifinals at Biloxi but Wahoos lost on walk-off in 10th inning...named second-best prospect and best hitter for average in Twins minor league system by *Baseball America* following season.

2018: Began season with Low-A Cedar Rapids...named Twins minor league Player of the Week May 5, hitting .333 (8-for-24) with four doubles, one home run, six RBI and six runs scored in six games for the Kernels...named Midwest League Player of the Week May 28-June 3, hitting .433 (13-for-30) with two doubles, two home runs, eight RBI and eight runs scored...named Midwest League Player of the Month for May, hitting .360 (41-for-114) with 11 doubles, three triples, five home runs, 25 RBI and 21 runs scored...named Midwest League Midseason All-Star, after hitting .333 (84-for-252) with 20 doubles, 13 home runs, 56 RBI and 84 runs scored...promoted to High-A Fort Myers on June 21...named Florida State League Player of the Week for the Week of July 16-22, hitting .577 (15-for-26) with six doubles, one triple, one home run, six RBI and nine runs scored...named Twins minor league Player of the Week for same period...named Florida State League Player of the Month in July, hitting .396 (40-for-101) with 12 doubles, two home runs, 20 runs scored and 20 RBI...named to 2018 SiriusXM Futures Game and started for Team USA, going 2-for-2 with two singles and a run scored...went 7-for-9 with a home run, one RBI and two runs scored in the FSL Playoff Semifinals...combined to hit .348 (178-for-512) with 44 doubles, seven triples, 20 home runs, 101 RBI, 75 runs scored and a .970 OPS in 130 games between Cedar Rapids and Fort Myers on the season...became first Twins minor leaguer with 100-plus RBI since Adam Brett Walker had 106 for Double-A Chattanooga in 2015...ranked 10th-best prospect in baseball by MLB.com...led all of minor league baseball in doubles and ranked second in hits and batting average, and seventh in RBI and OPS...given the Sherry Robertson Award as Twins minor league Player of the Year...ranked second-best prospect in Twins system by *Baseball America* entering 2019.

2017: Missed entire season due to Tommy John surgery on left elbow...ranked the third-best prospect in the Twins system by *Baseball America* entering 2018...rated 98th-best prospect in baseball by MLB.com entering season and sixth best in the Twins organization by same website.

2016: Began professional career with Rookie-Elizabethton...earned Appalachian League Player of the Week honors July 24...named Appalachian League Player of the Year and Postseason All-Star...named third-best prospect in Twins organization by *Baseball America* following the season.

PROFESSIONAL: Entered the 2020 season as the 32nd-best prospect in baseball according to MLB.com...selected by Minnesota in first round (15th overall) of 2016 First-Year Player Draft; signed by scout Jay Weitzel.

KIRILLOFF'S PLAYING RECORD

YEAR	CLUB	AVG	G	AB	R	H	2B	3B	HR	RBI	SH	SF	HBP	BB	SO	SB	CS	OBP	OPS
2016	Elizabethton	.306	55	216	33	66	9	1	7	33	0	3	2	11	32	0	1	.341	.795
2017	DID NOT PLAY - INJURED																		
2018	Cedar Rapids	.333	65	252	36	84	20	5	13	56	0	3	2	24	47	1	1	.391	.998
	Fort Myers	.362	65	260	39	94	24	2	7	45	0	4	2	14	39	3	2	.393	.943
2019	Pensacola	.283	94	375	47	106	18	2	9	43	0	1	6	29	76	7	6	.343	.756
2020	SPENT SEASON AT ALTERNATE TRAINING SITE IN ST. PAUL, MN																		
2021	St. Paul	.500	2	6	2	3	0	0	2	3	0	0	0	0	2	0	0	.500	2.000
	MINNESOTA	.251	59	215	23	54	11	1	8	34	0	1	1	14	52	1	1	.299	.722
2022	St. Paul	.359	35	131	33	47	7	0	10	32	0	0	4	22	26	1	0	.465	1.106
	MINNESOTA	.250	45	144	14	36	7	0	3	21	0	2	4	5	36	0	0	.290	.651
2023	Fort Myers	.250	4	12	2	3	0	0	1	1	0	0	0	3	3	0	0	.400	.900
	St. Paul	.369	16	65	14	24	4	0	5	18	0	0	2	6	13	2	1	.438	1.100
	MINNESOTA	.270	88	281	35	76	14	1	11	41	0	3	7	28	80	1	0	.348	.793
	Minor League Totals	.324	336	1317	206	427	82	10	54	231	0	11	18	109	238	14	11	.381	.906
	Major League Totals	.259	192	640	72	166	32	2	22	96	0	6	12	47	168	2	1	.319	.738

FAMILY AFFAIR

Alex's dad, David, is big on hitting/mechanics and has a facility north of Dallas. David has been teaching and hosting camps since before Alex was born, and he also has a website: www.languageofhitting.com

KIRILLOFF'S WILD CARD RECORD

YEAR	OPPONENT	AVG	G	AB	R	H	2B	3B	HR	RBI	SH	SF	HBP	BB	SO	SB	CS	OBP	OPS
2020	Houston	.250	1	4	0	1	0	0	0	0	0	0	0	0	0	0	0	.250	.500
2023	Toronto	.000	2	2	0	0	0	0	0	0	0	0	0	1	1	0	0	.333	.333
Wild Card Totals		.167	3	6	0	1	0	0	0	0	0	0	0	1	1	0	0	.286	.452

KIRILLOFF'S DIVISION SERIES RECORD

YEAR	OPPONENT	AVG	G	AB	R	H	2B	3B	HR	RBI	SH	SF	HBP	BB	SO	SB	CS	OBP	OPS
2023	Houston	.000	3	7	0	0	0	0	0	0	0	0	0	1	3	0	0	.125	.125

KIRILLOFF'S CAREER FIELDING RECORD

POSITION	PCT	G	PO	A	E	TC	DP	PB
First Base	.996	122	680	43	3	726	55	—
Outfield	.984	86	118	3	2	123	1	—
Totals	.994	208	798	46	5	849	56	—

KIRILLOFF'S PROFESSIONAL INJURED LIST HISTORY

DATES	INJURY	LEVEL
July 30-September 8, 2023	Right Shoulder Strain	Minnesota
March 30-April 30, 2023	Recovery from Wrist Surgery	Minnesota
August 2-end of 2022 season	Right Wrist Inflammation/Surgery	Minnesota
April 13-May 6, 2022	Right Wrist Inflammation	Minnesota
July 21-end of 2021 season	Right Wrist Ligament Tear/Surgery	Minnesota
May 5-21, 2021	Right Wrist Sprain	Minnesota
June 3-20, 2019	Right Wrist Sprain	Double-A Pensacola
April 4-May 2, 2019	Right Wrist Sprain	Double-A Pensacola
June 22-end of 2017 season	Left Elbow - Tommy John Surgery	Rookie-Elizabethton
September 4-13, 2016	Left Elbow Inflammation	Rookie-Elizabethton





9

TREVOR LARNACH

OF

H/W: 6-4/223 **B/T:** L/R
OPENING DAY AGE: 27
BORN: 2/26/1997 in Walnut Creek, CA
RESIDES: Corvallis, OR

ACQUIRED: 1st RD (20th overall), 2018 MLB Draft
M.L. SERVICE: 2 years, 14 days
OPTIONS USED: 2 of 3
CONTRACT STATUS: Signed thru 2024

PERSONAL: Trevor John Ikaikaloa Larnach (pronounced LAR-nick)...X: @trevorlarnach...his one middle name Ikaikaloa, is Hawaiian, meaning "strength"...graduated from College Park High School in Pleasant Hill, CA...rated as the 328th-best high school prospect by Perfect Game entering the 2018 draft...three-year letter winner at College Park while also lettering in two seasons as a forward for the basketball team...First-Team All-League and Second Team All-State as a senior, First-Team All-State as a junior...played three seasons at Oregon State University (see below) where he majored in sociology...participated in 2020 Twins Winter Caravan and 2020 TwinsFest...if had a career other than baseball player, would be real estate agent...participated in 2023 and 2024 TwinsFest at Target Field.

CAREER HIGHLIGHTS: Made major league debut May 8, 2021 at Detroit...recorded first major league hit May 12, 2021 at Chicago-AL and first major league home run May 20, 2021 at Los Angeles-AL, off José Suárez...entered 2020 ranked third-best prospect in Twins system by *Baseball America* (40th overall prospect in baseball)...also ranked Twins third-best prospect by MLB.com (77th in baseball)...in 2019 ranked the fifth-best prospect in the Twins system by *Baseball America*...named to both Florida State League Mid- and Postseason All-Star teams in 2019...named outfielder on MiLB.com's 2019 Twins organization All-Star team...named High Class-A All-Star by *Baseball America* after 2019 season with Fort Myers...named 2019 Florida State League Most Valuable Player, the first Twins minor leaguer ever to win the award...named 2019 Sherry Robertson Award winner as Twins minor league Player of the Year...named third-best prospect in Twins minor league system by *Baseball America* following 2019 season...debuted wearing uniform number 24 in 2021 but switched to 13 prior to 2022 when the Twins acquired Gary Sánchez...switched to number 9 during 2022-23 offseason.

POSTSEASON CAREER: Has never appeared at major league level...left off Postseason rosters during Twins' 2023 Postseason run.

2023:

- Made Twins Opening Day roster for first time in career and was in Opening Day lineup on March 30 at Kansas City, batting fourth and playing leftfield...went 2-for-4 with one RBI and one run scored.
- Split season between Minnesota and Triple-A St. Paul, spending five different stints with the Twins.
- Reached base safely for Twins in first 11 games from March 30-April 11, hitting .310 (13-for-42) with eight RBI, eight walks, a .420 on-base percentage and an .849 OPS in that span.
- Hit .161 (10-for-62) with 27 strikeouts and a .577 OPS in 20 games from April 12-May 4 and was optioned to St. Paul on May 5.
- Homered in back-to-back games for second time in career May 14 vs. Chicago-NL and May 15 at Los Angeles-AL (7 total RBI).
- Placed on 10-day Injured List with Twins on May 22 with pneumonia; played in three games on rehab assignment with St. Paul and reinstated on June 6.
- Reached in season-long 14-straight games for Saints from June 16-July 4, posting a .972 OPS in that span.
- Recorded a season-high four hits with Saints on August 5 at Columbus.
- Recorded second multi-homer game of season on September 6 at Louisville.
- Hit .403 (25-for-62) with seven doubles, four home runs, 17 RBI and a 1.183 OPS in 16 games from August 29-September 19 and was recalled by Minnesota on September 20 (Carlos Correa - IL).
- Hit first career pinch-hit homer on September 29 at Colorado, a solo shot off Gavin Hollowell.
- Hit first career grand slam on September 30 at Colorado, off Karl Kauffman...marked the eighth grand slam for a Twin on season, tying a club record, previously done in 1961.
- Hit .261 (24-for-92) off fastballs, compared to .165 (15-for-91) off breaking pitches and offspeed pitches...however, had an xBA of .285 against offspeed pitches.
- Played 44 games (34 starts) in leftfield and 20 games (11 starts) in rightfield; did not commit an error in 91 total chances in the outfield.

2022: Was in Twins spring training, the third of career and optioned to Triple-A St. Paul March 30...played in five games for the Saints before being recalled by Minnesota April 13...tied career-high with three hits April 16 at Boston...recorded three hits again May 29 vs. Kansas City...placed on 10-day Injured List May 8 with a right groin strain...played in two games with St. Paul on rehab assignment and was reinstated May 22...homered in back-to-back games for first time in career May 28-29 vs. Kansas City...hit .333 (16-for-48) with six doubles, three home runs, nine RBI, nine walks, a .431 on-base percentage, a .646 slugging percentage and a 1.077 OPS in 16 May games...placed on 10-day Injured List June 25 with a core muscle strain...was close to returning but suffered a setback and did not return...ranked third on team in defensive runs saved with six, trailing Max Kepler (9) and Byron Buxton (8).

CAREER HIGHS	
Hits:	3, 5x, last 4/2/23 at KC
RBI:	4, 2x, last 5/14/23 vs. CHC
HR:	1, 18x, last 6/10/23 at TOR
GS:	9/30/23 at COL
SB:	1, 2x, last 6/10/23 at TOR
Hit-Strike:	5, 2x, last 7/1-5/21
WALK-OFF HITS/PA	
	None
MULTI-HR GAMES	
	None



2021: Was an invite to Twins spring training and reassigned to minor league camp March 23... began season with Triple-A St. Paul and played in just three games for the Saints before having contract selected May 7...made major league debut May 8 at Detroit, batting fifth and starting in rightfield...went 0-for-4 with a hit-by-pitch...recorded first career hit May 12 at Chicago-AL, a pinch-hit double off Liam Hendriks...recorded first career three-hit game May 16 vs. Oakland - all singles...tied season high with three hits again June 20 at Texas...recorded first career home run and RBI on May 20 (Game 2) at Los Angeles-AL, a solo shot off José Suarez...hit a 461-foot solo homer that went into the Delta SKY360 Suite in centerfield May 24 vs. Baltimore...became the seventh batter to homer into the suite, joining ByungHo Park (May 16, 2016, 462 ft.), Miguel Sanó (May 2, 2017, 466 ft.), Jake Cave (August 19, 2018, 457 ft.), Tyler Austin (August 26, 2018, 451 ft.), Nelson Cruz (September 12, 2019, 454 ft.) and Josh Donaldson (September 4, 2020, 441 ft.)...his 461-foot homer marked the fourth longest by a Twins hitter on the season...two of his batted balls (double May 17 vs. CWS and homer July 3 at KC) had an exit velocity of 116.0 mph, per Statcast...the exit velocities were tied for eighth highest by a Twins hitter on the season...hit .292 (33-for-113) with six doubles, five home runs, 15 RBI, 11 walks and a .377 on-base percentage in a 33-game stretch from June 4-July 4...optioned to Triple-A St. Paul August 16 and spent remainder of season in minors...played in 10 games for the Saints and was placed on the 7-day Injured List September 4 with a left hand contusion; missed rest of season...hit .242 (43-for-178) with a .737 OPS against right-handed pitching with Twins and .183 (15-for-82) with a .525 OPS against lefties...his eight hit-by-pitches ranked sixth among major league rookies and are tied for the third most in a single season by a Twins rookie.

LARNACH FACTS

Favorite non-baseball player: Steph Curry
 Favorite non-baseball team: Golden St Warriors
 Favorite baseball player as kid: Barry Bonds
 Favorite meal to cook: Steak
 Favorite dessert: Cookies
 Most passionate charitable cause: Giving back to his hometown/community

2020: Was an invite to Twins spring training...added to 60-man Player Pool and spent season at alternate training site in St. Paul, MN...ranked third-best prospect in Twins system by *Baseball America* (40th overall prospect in baseball)...ranked Twins third-best prospect by MLB.com (77th in baseball).

2019: Entered season ranked fifth-best prospect in the Twins system by *Baseball America*...split season between High-A Fort Myers and Double-A Pensacola...named Twins minor league Player of the Week three times on season: May 12 with Double-A Pensacola (.440, 11-for-25, 2 doubles, 2 home runs, 5 RBI, 7 runs scored, 3 walks and a 1.260 OPS); June 2 with High-A Fort Myers (.524, 11-for-21, 2 doubles, 2 home runs, 7 RBI, and 1.427 OPS); and August 11 with Pensacola (.412, 7-for-17, 2 home runs, 5 RBI, 4 walks and a 1.289 OPS)...named MiLB.com Florida State League Player of the Month for May, hitting .371 (36-for-97) with 10 doubles, one triple, four home runs, 17 RBI, 16 walks, 15 runs scored and a 1.075 OPS in 26 games with Fort Myers...named to both Florida State League Mid- and Postseason All-Star teams...promoted to Double-A Pensacola July 16...named outfielder on MiLB.com's Twins organization All-Star team...named High Class-A All-Star by *Baseball America* after season with Fort Myers...combined to hit .309 (147-for-476) with 30 doubles, one triple, 13 home runs, 66 RBI and an .842 OPS in 127 games between Fort Myers and Pensacola...among all Twins system, ranked first in hits, second in doubles, fourth in RBI, fifth in walks and third in batting average (min. 200 AB's)...among all minor league baseball full season leaders, ranked tied for fourth in average, fifth in OBP (.384), and eighth in OPS...named Florida State League Most Valuable Player, the first Twins minor leaguer ever to win the award...named Sherry Robertson Award winner as Twins minor league Player of the Year...named third-best prospect in Twins minor league system by *Baseball America* following season.

2018: Began first professional season with Rookie-Elizabethton...hit safely in each of his first five games, hitting .450 (9-for-20) with a double, four runs scored and nine RBI...promoted to Low-A Cedar Rapids August 7 and went 3-for-4 with a double and a walk in his first game with theernels...named Twins minor league Player of the Week August 25, hitting .391 (9-for-23) with two doubles, one home run, three RBI, three walks and six runs scored in six games.

COLLEGIATE CAREER: Member of 2018 College World Series Champion team at Oregon State University; hit game-tying two-run home run in Game 2 of the CWS to send the game to extra innings...named to 2018 CWS All-Tournament team...hit .348 (89-for-256) with 19 home runs and 77 RBI in his junior year at Oregon State, all career-highs...named to Pac-12 All-Conference team in 2018...named All-Pac-12 Honorable Mention in 2017 as well as Pac-12 All-Academic Honorable Mention...named to the Corvallis Regional All-Tournament team.

PROFESSIONAL: Rated as the 81st-best prospect entering the 2020 season by MLB.com...selected by Minnesota in first round (20th overall) in 2018 First-Year Player Draft out of Oregon State University; signed by scout Kyle Blackwell...marked the seventh time in Twins history to select 20th overall (Chris Parmelee - 2006, Trevor Plouffe - 2004, Denard Span - 2002, Torii Hunter - 1993, Johnny Ard - 1988 & Bob Jones - 1966)...originally selected by San Diego in 40th round of 2015 First-Year Player Draft.

LARNACH'S PLAYING RECORD

YEAR	CLUB	AVG	G	AB	R	H	2B	3B	HR	RBI	SH	SF	HB	BB	SO	SB	CS	OBP	OPS
2018	Elizabethton	.311	18	61	10	19	5	0	2	16	0	2	2	10	11	2	0	.413	.905
	Cedar Rapids	.297	24	91	17	27	8	1	3	10	0	0	0	11	17	1	0	.373	.878
2019	Fort Myers	.316	84	320	33	101	26	1	6	44	0	4	2	35	74	4	1	.382	.841
	Pensacola	.295	43	156	26	46	4	0	7	22	0	1	2	22	50	0	0	.387	.842
2020	SPENT SEASON AT ALTERNATE TRAINING SITE IN ST. PAUL, MN																		
2021	St. Paul	.176	14	51	13	9	1	0	3	7	0	0	5	6	21	0	0	.323	.696
	MINNESOTA	.223	79	260	29	58	12	0	7	28	0	2	8	31	104	1	0	.322	.672
2022	Wichita	.125	2	8	1	1	0	0	1	3	0	0	0	1	3	0	0	.222	.722
	St. Paul	.222	10	36	1	8	0	0	0	2	0	1	0	4	11	0	0	.293	.515
2023	MINNESOTA	.231	51	160	22	37	13	0	5	18	0	2	0	18	57	0	0	.306	.712
	St. Paul	.271	72	262	56	71	14	1	15	47	0	8	3	50	90	2	2	.384	.888
	MINNESOTA	.213	58	183	26	39	7	3	8	40	0	2	0	27	72	1	1	.311	.727
	Minor League Totals	.286	267	985	157	282	58	3	37	151	0	16	14	139	277	9	3	.377	.841
	Major League Totals	.222	188	603	77	134	32	3	20	86	0	6	8	76	233	2	1	.315	.699

LARNACH'S CAREER FIELDING RECORD

POSITION	PCT	G	PO	A	E	TC	DP	PB
Outfield	.991	186	308	8	3	319	1	—

LARNACH'S PROFESSIONAL INJURED LIST HISTORY

DATES	INJURY	LEVEL
May 22-June 6, 2023	Pneumonia	Minnesota
June 25-end of 2022 season	Core Muscle Strain	Minnesota
May 8-22, 2022	Right Groin Strain	Minnesota
September 3-end of 2021 season	Left Hand Contusion	Triple-A St. Paul

LONGEST ESTIMATED HOME RUNS AT TARGET FIELD

PLAYER	ESTIMATED DISTANCE	DATE	TEAM
Miguel Sanó	496 ft	September 17, 2019	MIN
Jim Thome	490 ft	July 17, 2011	MIN
Pete Alonso	489 ft	July 17, 2019	NYM
Kennys Vargas	483 ft	June 20, 2017	MIN
Nelson Cruz	478 ft	August 3, 2019	MIN
Jim Thome	480 ft	September 6, 2010	MIN
Josh Donaldson	476 ft	September 17, 2017	TOR
George Springer	473 ft	May 31, 2017	HOU
Nelson Cruz	470 ft	September 24, 2016	SEA
Byron Buxton	469 ft	April 24, 2022	MIN
Miguel Sanó	469 ft	August 18, 2017	MIN
Miguel Sanó	466 ft*	May 2, 2017	MIN
Jim Thome	466 ft	June 13, 2012	PHI
Byron Buxton	466 ft	June 22, 2023	MIN
Jim Thome	465 ft	May 23, 2011	MIN
Jonathan Schoop	465 ft	May 1, 2019	MIN
Jorge Soler	465 ft	August 3, 2019	KC
Byron Buxton	465 ft	June 22, 2023	MIN
Alex Rodriguez	464 ft	July 25, 2015	NY
Mike Napoli	463 ft	September 8, 2016	CLE
Matt Wallner	463 ft	September 26, 2023	MIN
ByungHo Park	462 ft*	April 16, 2016	MIN
Jonathan Schoop	462 ft	July 8, 2017	BAL
Jorge Soler	462 ft	June 15, 2019	KC
Trevor Larnach	461 ft*	May 24, 2021	MIN
Christopher Morel	461 ft	May 14, 2023	CHC
Adley Rutschman	461 ft	July 9, 2023	BAL
Jason Kubel	460 ft	May 11, 2011	MIN
Gary Sanchez	460 ft	September 10, 2018	NY
Miguel Sanó	460 ft	August 25, 2018	MIN
Nelson Cruz	460 ft*	September 12, 2019	MIN
Brent Rooker	460 ft	July 26, 2021	MIN
Gary Sánchez	460 ft	September 10, 2018	NY
Luis Valbuena	459 ft	July 3, 2017	LAA
Albert Pujols	459 ft	July 4, 2017	LAA
Tyler Austin	458 ft	August 17, 2018	MIN
Carlos Correa	458 ft	April 10, 2022	MIN
Byron Buxton	457 ft	September 10, 2021	MIN
Nelson Cruz	457 ft	June 10, 2021	MIN
Jake Cave	457 ft*	August 19, 2018	MIN
Miguel Sanó	457 ft	July 23, 2019	MIN
Edwin Encarnacion	457 ft	June 18, 2017	CLE
Miguel Sanó	455 ft	August 25, 2018	MIN
Yasiel Puig	455 ft	August 10, 2019	CLE
Chris Carter	454 ft	August 30, 2015	HOU
José Abreu	455 ft	September 4, 2016	CWS
Nelson Cruz	454 ft	September 23, 2016	SEA
Eloy Jiménez	454 ft	August 9, 2021	CWS
Ronny Rodríguez	454 ft	May 11, 2019	DET
Rowdy Tellez	454 ft	August 29, 2021	MIL
Adolis Garcia	453 ft	August 22, 2022	TEX
Adam Jones	453 ft	May 10, 2016	BAL
Miguel Sanó	453 ft	September 19, 2015 (1)	MIN
Byron Buxton	453 ft	April 30, 2023	MIN
Miguel Sanó	452 ft	August 18, 2017	MIN
Jim Thome	452 ft	September 7, 2010	MIN
Luis Robert	452 ft	July 14, 2022	CWS
Tyler Austin	451 ft*	August 26, 2018	MIN
Jorge Polanco	451 ft*	May 7, 2022	MIN
Nelson Cruz	450 ft	June 9, 2011	TEX
Matt Wallner	450 ft	August 15, 2023	MIN

*Hit into centerfield DELTA SKY360° Suite.



72

BROOKS LEE

NON-ROSTER INVITE

IF

H/W: 5-11/215 **B/T:** S/R
OPENING DAY AGE: 23
BORN: 2/24/2001 in San Luis Obispo, CA
RESIDES: San Luis Obispo, CA

ACQUIRED: 1st RD (8th overall), 2022 MLB Draft
M.L. SERVICE: None
OPTIONS USED: 0 of 3
CONTRACT STATUS: Signed thru 2024

PERSONAL: Brooks Thomas Lee...X. @brookslee22...Instagram: @brookslee22...graduated from San Luis Obispo (CA) High School...named after Hall of Famer Brooks Robinson; almost named after Lou Brock, but his parents didn't want to name him "Brock Lee"...father, Larry Lee, is the head baseball coach at Cal Poly and played one season of professional baseball in 1983 with the Utica Blue Sox of the New York-Penn League; also named manager of the 2023 USA Baseball Collegiate National Team...two of Brooks' uncles, Terry Lee and Mike Lee, also played in the minors; Terry was a first-round selection (19th overall) by the San Francisco Giants in 1974 out of San Luis Obispo High School, while Mike spent 1974-75 in the Giants' system...played summer ball in 2020 for the Northwoods League's Willmar Stingers, approximately 100 miles west of Target Field, hitting .345 with 35 RBI in 36 games after opening the season with a 19-game hitting streak...when the Twins re-signed Carlos Correa prior to the 2023 season, Lee told beat writers, "I'm as lucky as anybody in professional baseball. When he re-signed I thought that this was the best thing that could have ever happened to me"...favorite thing to do in offseason is surf...favorite sport other than baseball is swimming...favorite TV Show is The Boys...participated in 2023 and 2024 TwinsFest at Target Field.

CAREER HIGHLIGHTS: Ranked number two prospect in Twins organization entering 2024 by *Baseball America*; named 35th best in baseball by same publication...named 2023 Sherry Robertson Award winner as Twins minor league Player of the Year...finished 2023 ranking first among all Twins minor leaguers in doubles (39), tied for second in RBI (81) and second in total bases (231), third in hits (138) and games played (125), and fourth in runs scored (83)...entered 2023 as Twins top prospect by MLB.com and *Baseball America*; 31st best prospect in baseball by MLB.com, 45th overall by *Baseball America* and 37th overall by Baseball Prospectus...named second-best prospect in Twins system by MLB.com and *Baseball America* following the 2023 season...named second-best prospect and best hitter for average in 2023 by *Baseball America*.

POSTSEASON CAREER: Has never appeared at major league level.

2023:

- * Entered season as Twins top prospect by MLB.com and *Baseball America*...31st-best prospect in baseball by MLB.com, 45th overall by *Baseball America* and 37th overall by Baseball Prospectus.
- * Was an invite to Twins spring training for first time in career...reassigned to minor league camp on March 18 and began season at Double-A Wichita.
- * Began season with 10-game hitting streak from April 6-19 and hit safely in 16 of 19 April games.
- * Named Twins minor league Player of the Week on May 7 with Wichita, hitting .571 (8-for-14) with four doubles, three walks and a 1.504 OPS.
- * Named Twins minor league Player of the Week for second time with Wind Surge on July 16, hitting .429 (6-for-14) with one double, two home runs, five RBI, three runs scored and a 1.357 OPS.
- * Tied professional/minor league career-high with four hits, three times on season: July 17 vs. Springfield (with Wichita), July 26 vs. Frisco (with Wichita) and September 3 vs. Columbus (with St. Paul).
- * Homered four times in a six-game span for the Wind Surge from July 9-19 and five times in an 11-game span from July 9-26.
- * Named Twins minor league Player of the Month for July, hitting .365 (31-for-85) with five doubles, five home runs, 20 RBI, 15 runs scored, 10 walks and just 10 strikeouts in 20 July games...posted a .433 on-base percentage, a .600 slugging percentage and a 1.033 OPS during the month.
- * Promoted to Triple-A St. Paul on August 3 where he finished the season...at time of promotion, led all Double-A hitters with 31 doubles and led Texas League with 42 extra-base hits...also tied for fifth with 102 hits, tied for sixth with 61 RBI and 10th with a .292 batting average.
- * Hit first professional grand slam with Saints on September 5 at Louisville.
- * Played 111 games (109 starts at shortstop at both levels combined and seven games (all starts) at third base...committed 19 errors at shortstop (448 total chances) and one at third base (19 chances).
- * Finished first among all Twins minor leaguers in doubles (39), tied for second in RBI (81) and second in total bases (231), third in hits (138) and games played (125), and fourth in runs scored (83).
- * Was one of 10 players in all minor league baseball with 80-plus runs scored, 35-plus doubles, 15-plus home runs, 80-plus RBI and 50-plus walks.
- * Named recipient of Sherry Robertson Award as Twins minor league Player of the Year...combined to hit .275 (138-for-501) with 39 doubles, three triples, 16 home runs, 84 RBI, 83 runs scored, 56 walks, a .347 on-base percentage and an .808 OPS in 125 games at both levels.
- * Finished season as Twins second-best prospect in organization by MLB.com and *Baseball America*, behind Walker Jenkins.

TWINS TOP PROSPECTS

2023 BASEBALL AMERICA RANKINGS	
1. Walker Jenkins.....	OF
2. Brooks Lee.....	IF
3. Emmanuel Rodriguez.....	OF
4. David Festa.....	RHP
5. Marco Raya.....	RHP
6. Matt Canterino.....	RHP
7. Tanner Schobel.....	IF
8. C.J. Culpepper.....	RHP
9. Austin Martin.....	IF/OF
10. Carlee Soto.....	RHP

* Named shortstop on Twins MiLB.com organizational All-Star team.

* Named by *Baseball America* as being the best hitter for average in the Twins system...also ranked number two prospect in Twins organization entering 2024 by *Baseball America* (Walker Jenkins no. 1)...also named 35th best prospect in baseball by same publication.

2022: Began professional career with the FCL Twins and played in four games, going 6-for-17 (.353) with two doubles prior to being promoted to High-A Cedar Rapids August 10...hit first professional home run while at Cedar Rapids August 16, a two-run shot from the left side of the plate...recorded first career four-hit game (5 at-bats) August 14 at Quad Cities - all singles...hit .314 (11-for-35) with a .972 OPS in final 10 games at CR from September 4-16...promoted to Double-A Wichita September 17 to finish the season...named Twins minor league Player of the Week September 18, spanning a week in which he helped Cedar Rapids advance to the Postseason; started all three games of the Kernels' Midwest League Division Series, and then was promoted to Wichita...played in all four Postseason games for the Wind Surge, hitting .444 (8-for-18) with one double, two RBI, one walk and a .974 OPS...played 25 games (all starts) at shortstop and six games (all starts) at designated hitter at all levels combined...made five errors in 77 total chances...combined to hit .303 (37-for-122) with six doubles, four home runs, 15 RBI, 17 runs scored, a .389 on-base percentage and an .839 OPS in 31 games between FCL Twins, Cedar Rapids and Wichita...hit .381 (8-for-21) with a .935 OPS as right-handed batter and .287 (29-for-101) with an .819 OPS as left-handed batter...all four homers on season came hitting left-handed...named top prospect in Twins organization by MLB.com after season and entering 2023...named second-best prospect and best hitter for average by *Baseball America*.

COLLEGIATE CAREER: Played three seasons at Cal Poly from 2020-22...hit .357/.462/.664 (84-for-235) with 25 doubles, one triple, 15 home runs, 55 RBI, 46 walks and 56 runs scored in 58 games as a sophomore for the Mustangs in 2022...that season, he was named a D1Baseball.com Preseason and Midseason First-Team All-American, and a First-Team Preseason All-American by *Baseball America*, Collegiate Baseball Newspaper and Perfect Game...also won the Brooks Wallace Award, given to the nation's top college shortstop...at Cal Poly, hit .351/.426/.647 (161-for-459) with 104 runs scored, 53 doubles, four triples, 25 home runs, 114 RBI and 64 walks in 115 games...in 2021, hit .342/.384/.626 (76-for-222) with 27 doubles, three triples, 10 home runs, 57 RBI and 18 walks in 55 games and named Big West Co-Field Player of the Year, Co-Freshman Field Player of the Year and Co-National Freshman of the Year by Collegiate Baseball Newspaper; also named First-Team All-American by both Collegiate Baseball Newspaper and D1Baseball.com, and Second-Team All-American by *Baseball America* and the American Baseball Coaches Association.

PROFESSIONAL: Selected by Twins in first round (8th overall) in 2022 First-Year Player Draft; signed by scout Brian Tripp...second-best overall prospect entering the 2022 draft by *Baseball America* and the fifth best by MLB.com...originally drafted by San Francisco in 35th round of 2019 First-Year Player Draft out of San Luis Obispo High School but elected to play collegiately at Cal Poly...became ninth collegiate infielder to be selected with Twins first draft pick...was fourth time in Twins history they had the eighth overall selection in the MLB June Amateur Draft, also doing so in 1972 (RHP Dick Ruthven), 1984 (SS Jay Bell) and 1994 (2B Todd Walker)...was the highest overall pick out of Cal Poly and fourth player from the school taken in the first round (including supplemental picks).

BREAKDOWN ON BROOKS

Favorite cartoon growing up: Family Guy
 Go-to breakfast: Bacon and eggs
 Hidden talent: Surfing
 Best subject in school: English - "I could write an essay better than anybody"
 Most passionate charitable cause: ALS and MS

PLAYERS

LEE'S PLAYING RECORD																			
YEAR	CLUB	AVG	G	AB	R	H	2B	3B	HR	RBI	SH	SF	HB	BB	SO	SB	CS	OBP	OPS
2022	FCL Twins	.353	4	17	2	6	2	0	0	3	0	0	0	0	0	0	0	.353	.824
	Cedar Rapids	.289	25	97	14	28	4	0	4	12	0	0	1	16	18	0	2	.395	.849
	Wichita	.375	2	8	1	3	0	0	0	0	0	0	0	0	2	0	0	.375	.750
2023	Wichita	.292	87	349	63	102	31	0	11	61	0	6	2	41	63	6	4	.365	.841
	St. Paul	.237	38	152	20	36	8	3	5	23	0	1	0	15	28	1	0	.304	.731
Minor League Totals		.281	156	623	100	175	45	3	20	99	0	6	3	72	111	7	6	.355	.814

LEE'S PROFESSIONAL INJURED LIST HISTORY		
DATES	INJURY	LEVEL
None.....		

TWINS LONGEST SINGLE-SEASON WINNING STREAKS		
GAMES	DATES	OPPOSITION
15	June 1-16, 1991	Kansas City 2, Baltimore 3, Cleveland 7, New York-AL 3
12	September 19-October 3, 1980	Chicago-AL 3, Texas 5, Kansas City 4
11	September 13-24, 2003	Houston 1, Chicago-NL 3, Los Angeles-NL 3, Milwaukee 3, Kansas City 1
11	June 22-July 3, 2006	Cleveland 5, Chicago-AL 3, Detroit 3
10	May 19-30, 1963	Cleveland 1, Boston 3, Chicago-AL 3, Washington-AL 3
10	April 21-May 1, 1985	Oakland 5, Seattle 3, Detroit 2
10	June 17-27, 2008	Washington-NL 3, Arizona 3, San Diego 3, Milwaukee 1
9	July 2-10, 1965	Kansas City 3, Boston 4, New York-AL 2
9	July 10-17, 1969	Kansas City 1, Seattle 4, Chicago-AL 4
9	September 7-16, 2004	Baltimore 2, Detroit 4, Chicago-AL 3
8	June 24-July 2, 1963	Baltimore 1, Detroit 4, Washington-AL 3
8	June 28-July 5, 1967	Boston 1, Washington-AL 3, New York-AL 4
8	April 26-May 4, 1969	Chicago-AL 4, Kansas City 2, Seattle 2
8	July 28-August 2, 1976	Texas 3, Oakland 5
8	July 2-9, 1978	Chicago-AL 1, Milwaukee 3, Oakland 4
8	May 22-29, 1988	Texas 2, Kansas City 3, Detroit 3
8	June 11-20, 2006	Baltimore 1, Boston 3, Pittsburgh 3, Houston 1
8	July 14-21, 2006	Cleveland 4, Tampa Bay 4
8	July 24-August 1, 2010	Baltimore 2, Kansas City 3, Seattle 3
8	June 11-21, 2011	Texas 2, Chicago-AL 2, San Diego 3, San Francisco 1



23

ROYCE LEWIS

IF

H/W: 6-2/209 **B/T:** R/R
OPENING DAY AGE: 24
BORN: 6/5/1999 in Aloha Viejo, CA
RESIDES: Frisco, TX

ACQUIRED: 1st RD (1st overall), 2017 MLB Draft
M.L. SERVICE: 1 year, 142 days
OPTIONS USED: 1 of 3
CONTRACT STATUS: Signed thru 2024

PERSONAL: Royce Oliver Lewis...Instagram: @roycelewis...engaged to fiancée, Samantha (Hobert) in November of 2023...2017 graduate of JSerra Catholic High School in San Juan Capistrano, CA...rated as a top prospect in the 2017 draft by MLB.com...played third base and centerfield at the start of his high school career before playing solely shortstop as a senior...named 2017 Gatorade Player of the Year in California and Trinity League Player of the Year for third consecutive season...also named *Los Angeles Times* High School Player of the Year as a junior in 2016, after hitting .429 with nine doubles and four home runs...named MVP of the 2016 Under Armour All-American Game at Wrigley Field and the Perfect Game All-American Classic MVP at Petco Park...member of the gold medal-winning USA Baseball 18U National Team that defeated Cuba in October for the 2016 COPABE Pan American AAA Championship...his father, William, played football at Fullerton College and Chico State University, and his mother, Cindy, played softball at U.S. International and San José State University...became sixth player ever selected in the draft out of JSerra Catholic High School, and the highest since catcher Austin Hedges was selected by the Padres in the second round in 2011...played a lot of mini golf and bowling during the summer of 2021 while recovering from right ACL surgery, helping fuel his competitive side...assigned uniform number 4 for 2020 and '21 spring training but changed to 23 after the Twins signed Carlos Correa March 20, 2022...became Dallas Cowboys fan when he moved to the area and lives about 40 minutes from AT&T Stadium...also likes the Vikings and attended Vikings practice in Eagan during the summer of 2023 with teammate Alex Kirilloff, meeting head coach Kevin O'Connell and quarterback Kirk Cousins...enjoys playing fantasy football...participated in 2023 and 2024 TwinsFest at Target Field.

CAREER HIGHS

Hits: 4, 6/9/23 at TOR
RBI: 6, 9/4/23 at CLE
HR: 1, 17x, last 9/18/23 at CIN
GS: 5, last 9/15/23 at CWS
SB: 1, 6x, last 9/15/23 at CWS
Hit-Streak: 8, 6/18-27/23

WALK-OFF HITS/PA

None

MULTI-HR GAMES

None



LUNCH BREAK

During the 2024 Diamond Awards banquet in Minneapolis, Royce and his fiancée, Samantha (during the auction) decided to offer an auction item of a lunch date with them, as well as tickets to a 2024 game and batting practice passes. The package sold for \$10,000, marking the highest single item of the evening.

CAREER HIGHLIGHTS: Named 2023 Bill Boni Award winner as Twins Most Outstanding Rookie...named to MLB.com Pipeline's 2023 All-Rookie Second Team...hit four grand slams in an 18-game span from August 27-September 15, 2023, the shortest span of games for a player to hit four-plus grand slams, the next four being Don Mattingly (39 games - 1987), Travis Hafner (44 games - 2006), Jim Northrup (45 games - 1968) and Ralph Kiner (48 games - 1945-50)...four grand slams in 2023 set Twins single-season record (since 1961)...hit fifth career grand slam on September 15, 2023 - five career grand slams in 66 career games marked the fewest in MLB history...the only other player in AL/NL to hit five slams before their 150th career game was Rudy York (139)...made major league debut May 6, 2022 vs. Oakland...recorded first major league hit May 6, 2022 vs. Oakland, singling off Kirby Snead, and first major league home run May 13, 2022, a grand slam, becoming second Twin to hit a grand slam as first career homer

(Danny Valencia - 2010)...named AL Rookie of the Month for September of 2023...named top prospect in Twins organization, fastest baserunner, best athlete and best infield arm by *Baseball America*, entering 2023...named as the 82nd-best prospect in baseball by *Baseball America* and 46th-best by MLB.com (first in Twins system) entering the 2022 season...ranked second-best prospect, fastest baserunner and best athlete in Twins system by *Baseball America*, entering 2022...in 2020 ranked No. 2 prospect, best athlete, best defensive infielder and fastest baserunner in Twins system by *Baseball America* (23rd overall prospect in baseball)...also ranked Twins No. 1 prospect by MLB.com (7th in baseball)...entered 2019 season ranked as fifth-best prospect in baseball by MLB.com, eighth best by *Baseball Prospectus* and ninth best by *Baseball America*...named 2019 Florida State League Midseason All-Star with Fort Myers...played for AL Team in the 2019 SiriusXM All-Star Futures Game at Cleveland's Progressive Field...played for Salt River in the 2019 Arizona Fall League; was AFL Most Valuable Player, earning AFL Rising Stars Team and Rising Stars MVP awards...named shortstop on Twins 2019 MiLB.com organization All-Star team...named top prospect, best hitter for power, fastest baserunner and best athlete in Twins minor league system by *Baseball America* following 2019 season...named 2018 Midwest League Midseason All-Star...named 2018 Low Class-A All-Star by *Baseball America*...named 2018 Midwest League Postseason All-Star...named to Twins 2018 MiLB.com organization All-Star team...named 2018 Midwest League Prospect of the Year...ranked top prospect in Twins system by *Baseball America* following 2018 season.

POSTSEASON CAREER: 2023: Played in all six Postseason games for Twins, including two in the ALWC vs. Toronto and four in the ALDS vs. Houston, hitting .227 (5-for-22) with four home runs, five RBI, four walks, six runs scored, a .346 on-base percentage and a 1.119 OPS...made Postseason debut in Game 1 of ALWC vs. Toronto on October 3 at Target Field...joined Edouard Julien and Matt Wallner as the first trio of rookies in Twins history to start in the same Postseason lineup...homered in first two plate appearances, the first being a two-run shot in the first inning and second being a solo shot in the third inning, both off Kevin Gausman...became third player in baseball history to homer in each of his first two Postseason plate appearances (credit *Elias Sports Bureau*), joining Minnesota's Gary Gaetti, who homered his first two against Doyle Alexander in Game 1 of the 1987 ALCS vs. Detroit, and Tampa Bay's Evan Longoria, who homered in his first two against Javier Vázquez in Game 1 of the 2008 ALDS vs. Chicago-AL...additionally, Lewis became the sixth player in Twins/Senators franchise (5th Twin) to homer in first career plate appearance, joining Brian Dozier (2017 at NY Yankees), Eddie Rosario

TWINS ALL-TIME LEADERS

POSTSEASON HOME RUNS	
1. Kirby Puckett	5
2. Royce Lewis	4
Greg Gagne	4
4. Gary Gaetti	4
Kent Hrbek	3
Torii Hunter	3
Harmon Killebrew	3
Tony Oliva	3



(2017 at NYY), Gaetti, Don Mincher (1965 vs. LAD) and Joe Harris (1925 at PIT)...the three runs driven in were all three runs in the 3-1 Twins victory, which helped snap an MLB-record 18-game playoff losing streak...appeared in all four games of the ALDS vs. Houston, going 3-for-16 (.188) with two home runs, two RBI and two walks...hit his fourth Postseason homer in the first inning of Game 4 at Target Field, off José Urquidy...tied Greg Gagne for second on the Twins all-time Postseason home run list (Kirby Puckett - 5).

2023:

- ♣ Placed on 60-day Injured List during spring training on February 26, recovering from ACL surgery on right knee from June of 2022.
- ♣ Played in two games with Double-A Wichita on rehab assignment from May 11-13, then eight games on rehab with Triple-A St. Paul from May 16-27; reinstated on May 29.
- ♣ Homered in first game back with Twins on May 29 at Houston, adding two hits with four RBI on the day.
- ♣ Recorded first career four-hit game on June 9 at Toronto (all singles)...was part of a stretch in which he recorded hits in seven-consecutive at-bats, including three hits in first three at-bats the next game on June 11 at Toronto.
- ♣ Placed on 10-day Injured List on July 2 with a strained left oblique...played in four games on rehab assignment for St. Paul and reinstated on August 15.
- ♣ Hit safely in season-long eight-straight games from June 18-27, hitting .448 (13-for-29) with one double, two home runs, five RBI and a 1.174 OPS in that span.
- ♣ Hit second career grand slam on August 27 vs. Texas, helping the Twins close a 5-0 deficit and leading to eventual 7-6, 13-inning win.
- ♣ Hit third career grand slam and second in as many games on August 28 vs. Cleveland, becoming first player in Twins/Senators franchise history (since 1901) to hit grand slams in consecutive days...became the 10th player in baseball history with three grand slams as part of his first 10 career home runs, the others being Dom Dallessandro (1941-42), Russ Derry (1944-45), David Eckstein (2001-02), Brian Johnson (1994-96), Justin Maxwell (2007-12), Brian Roberts (2003-05), Shane Spencer (1998), Jim Taber (1938-39) and Chris Taylor (2016-17).
- ♣ Homered for career-long third-straight game on August 29 vs. Cleveland, part of a stretch in which he homered five times in seven games from August 23-29, including 12 RBI in that span.
- ♣ Hit fourth career grand slam and third of season on September 4 at Cleveland...four career grand slams tied for 11th on Twins all-time list with Bob Allison, Rod Carew, Shane Mack and Eddie Rosario...three grand slams on season tied club single-season record, joining Bob Allison (1961), Rod Carew (1976), Kent Hrbek (1985), Kirby Puckett (1992) and Torii Hunter (2007)...became second player in AL/NL history with four grand slams within his first 13 career homers, joining Chris Taylor (Los Angeles-NL, 2014-23)...four grand slams in 56 career games is the fastest to that figure in AL/NL history, the next fastest being the Tigers' Rudy York, who did it in 132 games in 1938.
- ♣ Hit fifth career grand slam and fourth of season on September 15 at Chicago-AL...was fourth grand slam in his last 18 games and one of 16 career home runs at the time...18 games is the shortest span of games for a player to hit four-plus grand slams, the next four being Don Mattingly (39 games - 1987), Travis Hafner (44 games - 2006), Jim Northrup (45 games - 1968) and Ralph Kiner (48 games - 1945-50)...five career grand slams tied for eighth most in club history (since 1961) and the most in a single season...five career grand slams in 66 career games is the fewest in MLB history...the only other player in AL/NL to hit five slams before their 150th career game was Rudy York (139).
- ♣ Drew career-high three walks on September 15 at Chicago-AL.
- ♣ Left game on September 19 at Cincinnati after experiencing pain in his left hamstring during an at-bat...placed on 10-day IL three days later with a left hamstring strain...it was classified as a Grade 1+ so the Twins shut him down for the remainder of the regular season in hopes to preserve health for playoffs.
- ♣ Named American League Rookie of the Month for September after hitting .313 (21-for-67) with two doubles, six home runs, 23 RBI, 11 walks, 15 runs scored and a 1.022 OPS in 18 games.
- ♣ Spent the final week of the season taking live BP with other players rehabbing from injuries to be ready for Postseason.
- ♣ Played 49 games (48 starts) at third base and one game (0 starts) at shortstop on season...led Twins in games played at third base despite playing just 58 games on season.
- ♣ Led the Twins in three-hit games with 10, despite playing in 58 games on season.
- ♣ Hit .371 (39-for-105) with a 1.041 OPS in 27 away games, compared to .250 (28-for-112) with an .808 OPS in 31 home games.
- ♣ Hit .517 (15-for-29) in 0-0 counts with a 1.379 OPS...hit .500 (10-for-20) with a 1.880 OPS after a 2-0 count.
- ♣ Hit .314 (16-for-51) with a .787 OPS vs. left-handed pitching, compared to a .307 (51-for-166) average with a .962 OPS vs. right-handed pitching.
- ♣ Hit .297 (19-for-64) with an .805 OPS after the sixth inning and .361 (13-for-36) with an .897 OPS in close and late situations.
- ♣ Hit .385 (25-for-65) with runners in scoring position and .357 (10-for-28) with RISP and two-outs...hit .545 (6-for-11) with bases loaded, second highest in Twins history (minimum of 10 at-bats).
- ♣ Led all AL rookies with a minimum of 225 plate appearances in OPS (.921), batting average (.309), slugging percentage (.548), at-bats-per-home run (14.47), at-bats-per-RBI (4.17), wOBA (.395), runs created-per-27 (8.56) and OPS+ (152.0), second in on-base percentage (.372), and sixth in WAR (2.9).
- ♣ Finished first all-time among Twins rookies (minimum of 225 plate appearance) in OPS, OPS+ and RC/27, second in slugging percentage, sixth in batting average and 10th in on-base percentage.
- ♣ Made Postseason debut in Game 1 of ALWCs vs. Toronto on October 3 at Target Field...homered in first two plate appearances, the first being

TWINS ALL-TIME LEADERS

OPS+ AMONG ROOKIES (MIN. 225 PA)

1. Royce Lewis, 2023	152.0
2. Tony Oliva, 1964	148.4
3. Miguel Sanó, 2015	148.3
4. Matt Wallner, 2023	141.2
5. Jimmie Hall, 1963	136.2

TWINS ALL-TIME LEADERS

SINGLE-SEASON GRAND SLAMS

1. Royce Lewis, 2023	4
2. Bob Allison, 1961	3
Rod Carew, 1976	3
Kent Hrbek, 1985	3
Kirby Puckett, 1992	3
Torii Hunter, 2007	3

a two-run shot in the first inning and second being a solo shot in the third inning, both off Kevin Gausman...became third player in baseball history to homer in each of his first two Postseason plate appearances (credit *Elias Sports Bureau*), joining Minnesota's Gary Gaetti, who homered his first two against Doyle Alexander in Game 1 of the 1987 ALCS vs. Detroit, and Tampa Bay's Evan Longoria, who homered in his first two against Javier Vázquez in Game 1 of the 2008 ALDS vs. Chicago-AL...additionally, Lewis became the sixth player in Twins/Senators franchise (5th Twin) to homer in first career plate appearance, joining Brian Dozier (2017 at NYY), Eddie Rosario (2017 at NYY), Gaetti, Don Mincher (1965 vs. LAD) and Joe Harris (1925 at PIT)...the three runs driven in were all three runs in the 3-1 Twins victory, which helped snap an MLB-record 18-game playoff losing streak.

TOP 100

MLB Network revealed their annual Top 100 MLB players entering the 2024 season in February and Royce Lewis checked in at number 95. Additionally, Carlos Correa was ranked at 68 and Pablo López was ranked at 56.

- * Appeared in all four games of the ALDS vs. Houston, going 3-for-16 (.188) with two home runs, two RBI and two walks...hit his fourth Postseason homer in the first inning of Game 4 at Target Field, off José Urquidy...tied Greg Gagne for second on the Twins all-time Postseason home run list (Kirby Puckett - 5).
- * Recipient of the Bill Boni Award as Twins Most Outstanding Rookie, the award voted on by the Twin Cities chapter of the BBWAA.
- * Named to MLB.com Pipeline's All-Rookie Second Team.

TWINS ALL-TIME LEADERS

GRAND SLAMS

1. Harmon Killebrew	10
2. Torii Hunter	9
3. Kent Hrbek	8
4. Jason Kubel	7
Justin Morneau	7
Kirby Puckett	7
7. Gary Gaetti	6
8. Royce Lewis	5
Michael Cuddyer	5
Joe Mauer	5
Don Mincher	5

2022: Was in Twins spring training and optioned to Triple-A St. Paul March 26...played in 24 games for the Saints from April 5-May 5, hitting .310 (27-for-87) with a .430 on-base percentage, a .563 slugging percentage and a .993 OPS, and was recalled by Minnesota May 6...made major league debut May 6 vs. Oakland, batting seventh and playing shortstop...went 1-for-4 and recorded first major league hit, a single to rightfield off Kirby Sneed...recorded first extra-base hit in second game May 7 vs. Oakland, a double off A.J. Puk...hit first career home run May 13 vs. Cleveland, a fifth-inning grand slam off Bryan Shaw...became the second player in Twins history (1961-present) to hit a grand slam for his first career home run (also Danny Valencia on July 26, 2010 at Kansas City)...marked the 30th instance of a Twins rookie hitting a grand slam and first since Ryan Jeffers on July 28, 2021 vs. Detroit...optioned to St. Paul May 18 (Carlos Correa reinstated from IL) and played in 10 games for the Saints before being recalled again May 29 (Jose Miranda optioned)...started in centerfield May 29 vs. Kansas City...made a catch on a fly ball on the warning track in the third inning off the bat of Emmanuel Rivera and came up limping...placed on 10-day Injured List May 30 with a right knee bone bruise...further testing showed that Lewis needed surgery on his ACL again...underwent ACL reconstructive surgery June 21 in Dallas, TX...combined to hit .310 (53-for-171) with 16 doubles, one triple, seven home runs, 19 RBI, 34 runs scored, a .387 on-base percentage, a .538 slugging percentage and a .925 OPS in 46 games between Minnesota and St. Paul...ranked as Twins second-best prospect in organization by MLB.com after the season, trailing Brooks Lee...named top prospect in Twins organization, fastest baserunner, best athlete and best infield arm by *Baseball America*, entering 2023...named No. 2 prospect in Twins organization entering 2023, per MLB.com.

2021: Missed entire season after suffering a torn right ACL, an injury he suffered while slipping on the ice during a winter storm at his Frisco, TX home...had surgery at the Mayo Clinic in Rochester, MN February 26...added to Twins 40-man roster November 19...ranked second-best prospect, fastest baserunner and best athlete in Twins system by *Baseball America*, entering 2022...ranked 46th-best prospect in baseball by MLB.com, entering 2022 and first in Twins system.

AL BATTING LEADERS

OPS+ AMONG ROOKIES IN 2023 (MIN. 225 PA)

1. Royce Lewis, MIN	152.0
2. Matt Wallner, MIN	141.2
3. Zack Gelof, OAK	133.2
4. Edouard Julien, MIN	132.8
5. Triston Casas, BOS	128.7

2020: Was an invite to Twins spring training...added to 60-man Player Pool and spent season at alternate training site in St. Paul, MN...ranked second-best prospect, best athlete, best defensive infielder and fastest baserunner in Twins system by *Baseball America* (23rd overall prospect in baseball)...also ranked Twins number one prospect by MLB.com (7th in baseball).

2019: Entered season ranked as fifth-best prospect in baseball by MLB.com, eighth best by *Baseball Prospectus* and ninth best by *Baseball America*...began third professional season with High-A Fort Myers...named Twins minor league Player of the Week July 14, hitting .353 (6-for-17) with two walks, two home runs and three RBI for the Miracle...named Florida State League Midseason All-Star with Ft. Myers...played for AL Team in the SiriusXM All-Star Futures Game at Cleveland's Progressive Field, going 1-for-2 and finishing the game at shortstop...promoted to Double-A Pensacola July 28, where he finished the season...combined to hit .236 (122-for-517) with 26 doubles, four triples, 12 home runs, 49 RBI, 73 runs scored, 38 walks and 22 stolen bases in 127 games between Fort Myers and Pensacola...hit .315 (39-for-124) vs. left-handed pitching and .211 (83-for-393) vs. right-handed pitching...hit .400 (8-for-20) with two doubles, one home run, three RBI, three walks and a 1.128 OPS in five playoff games for the Blue Wahoos...played in 22 games for Salt River in the Arizona Fall League, hitting .353 (30-for-85) with nine doubles, three home runs, 20 RBI, nine walks, 21 runs scored and a .975 OPS...named Hitter of the Week once...named AFL Player of the Week October 13, AFL Most Valuable Player, AFL Rising Stars

Team and Rising Stars MVP...named shortstop on Twins MiLB.com organization All-Star team...named top prospect, best hitter for power, fastest baserunner and best athlete in Twins minor league system by *Baseball America* following season.

2018: Began season with Low-A Cedar Rapids...named Twins minor league Player of the Week April 28, hitting .348 (8-for-23) with six RBI, three stolen bases and four runs scored in five games for the Kernels...hit first professional grand slam June 5 vs. Beloit...hit .330 (30-for-91) with 10 doubles, five home runs, 22 RBI and 20 runs scored in 23 June games for the Kernels...reached base safely in 18-straight games June 12-July 5, posting a .476 on-base percentage in that span...named Midwest League Midseason All-Star...promoted to High-A Fort Myers July 14...named Twins minor league Player of the Week August 11, hitting .345 (10-for-29) with one triple, two home runs, six RBI, five walks and seven runs scored in seven games for the Miracle...recorded two multi-homer games: May 27 vs. Clinton with Cedar Rapids and August 6 at Lakeland with Fort Myers...combined to hit .292 (141-for-483) with 29 doubles, three triples, 14 home runs, 74 RBI, 83 runs scored, 43 walks and a .352 on-base percentage in 121 games between Cedar Rapids and Fort Myers...hit .307 (116-for-378) vs. right-handed pitching and .238 (25-for-105) vs.

THIS AND THAT ON ROYCE

Favorite players growing up: Derek Jeter, Torii Hunter, Matt Kemp and Carlos Correa

Favorite memory watching ball as kid: First Dodger game, Hanley Ramirez homered to dead centerfield. It inspired Royce to have a massive leg kick in high school.

Opponent he'd love to have faced: Nolan Ryan

Favorite movie: Pursuit of Happiness

Favorite show: Seinfeld

Favorite charitable cause: Donating to child cancer research through NEGU (Never Ever Give Up)

left-handed pitching...named Low Class-A All-Star by *Baseball America*...named Midwest League Postseason All-Star...named to Twins MiLB.com organization All-Star team...named Midwest League Prospect of the Year...ranked top prospect in Twins system by *Baseball America* entering 2019.

2017: Began professional career with the GCL Twins...had multiple hits in four of his first six games...hit home run in his first career plate appearance...promoted to Low-A Cedar Rapids August 12...collected four hits in his first game with Kernels...following season named a Rookie All-Star by *Baseball America*...finished season with second most runs (38) and fifth most stolen bases (15) in GCL...ranked top prospect in Twins system by *Baseball America* entering 2018; also named 24th-best prospect in baseball by *Baseball America*, 20th best by MLB.com and 27th best by *Baseball Prospectus*.

PROFESSIONAL: Entered 2020 season as ninth-best prospect in baseball according to MLB.com...selected by Minnesota in the first round (1st overall) of the 2017 First-Year Player Draft; signed by scout John Leavitt...one of three players in club history to be selected first overall, joining catcher Joe Mauer in 2001 and right-handed pitcher Tim Lincecum in 1983 (did not sign).

PLAYERS

LEWIS' PLAYING RECORD

YEAR	CLUB	AVG	G	AB	R	H	2B	3B	HR	RBI	SH	SF	HB	BB	SO	SB	CS	OBP	OPS
2017	GCL Twins	.271	36	133	38	36	6	2	3	17	0	0	7	19	17	15	2	.390	.804
	Cedar Rapids	.296	18	71	16	21	2	1	1	10	0	1	2	6	16	3	1	.363	.757
2018	Cedar Rapids	.315	75	295	50	93	23	0	9	53	1	4	3	24	49	22	4	.368	.853
	Fort Myers	.255	46	188	33	48	6	3	5	21	0	0	1	19	35	6	4	.327	.726
2019	Fort Myers	.238	94	383	55	91	17	3	10	35	0	5	3	27	90	16	8	.289	.665
	Pensacola	.231	33	134	18	31	9	1	2	14	0	2	1	11	33	6	2	.291	.649
2020	SPENT SEASON AT ALTERNATE TRAINING SITE IN ST. PAUL, MN																		
2021	MISSED ENTIRE SEASON DUE TO INJURY																		
2022	St. Paul	.313	34	131	30	41	12	1	5	14	0	1	3	18	32	12	2	.405	.940
	MINNESOTA	.300	12	40	5	12	4	0	2	5	0	0	0	1	5	0	0	.317	.867
2023	Wichita	.333	2	6	3	2	1	0	0	1	0	0	1	1	3	2	0	.500	1.000
	St. Paul	.356	12	45	11	16	1	0	6	13	0	1	0	5	13	3	1	.412	1.190
	MINNESOTA	.309	58	217	36	67	7	0	15	52	0	0	2	20	55	6	1	.364	.921
	Minor League Totals	.273	350	1386	254	379	77	11	41	178	1	14	21	130	288	85	24	.342	.776
	Major League Totals	.307	70	257	41	79	11	0	17	57	0	0	2	21	60	6	1	.364	.913

LEWIS' WILD CARD RECORD

YEAR	OPPONENT	AVG	G	AB	R	H	2B	3B	HR	RBI	SH	SF	HBP	BB	SO	SB	CS	OBP	OPS
2023	Toronto	.333	2	6	3	2	0	0	2	3	0	0	0	2	1	0	0	.500	1.833

LEWIS' DIVISION SERIES RECORD

YEAR	OPPONENT	AVG	G	AB	R	H	2B	3B	HR	RBI	SH	SF	HBP	BB	SO	SB	CS	OBP	OPS
2023	Houston	.188	4	16	3	3	0	0	2	2	0	0	0	2	7	0	0	.278	.840

LEWIS' CAREER FIELDING RECORD

POSITION	PCT	G	PO	A	E	TC	DP	PB
Third Base	.955	49	32	73	5	110	11	—
Shortstop	.955	12	13	29	2	42	5	—
Outfield	1.000	1	3	0	0	3	0	—
Totals	.955	62	48	102	7	155	15	—

LEWIS' PROFESSIONAL INJURED LIST HISTORY

DATES	INJURY	LEVEL
September 22-end of 2023 regular season	Strained Left Hamstring	Minnesota
July 2-August 15, 2023	Left Oblique Strain	Minnesota
May 30-end of 2022 season	Right ACL Surgery	Minnesota
May 4-end of 2021 season	Right ACL Surgery	Double-A Wichita





49

PABLO LÓPEZ

RHP

H/W: 6-4/221

B/T: L/R

OPENING DAY AGE: 28

BORN: 3/7/1996 in Caimbas, Venezuela

RESIDES: Miami, FL

ACQUIRED: Trade with MIA, 1/20/23

M.L. SERVICE: 5 years, 93 days

OPTIONS USED: 1 of 3

CONTRACT STATUS: Signed thru 2024

PERSONAL: Pablo José López Serra...X: @pablojoselopez...Instagram: @plopezserra...wife, Kaylee...the couple bought a house in Plymouth in October of 2023 to live during the season but they reside in Miami during the offseason...after being together for six years, Pablo and his wife, Kaylee, got married on April 18, 2022, a Marlins off-day in the middle of a seven-game homestand...the couple drove up to West Palm Beach (FL) and got married at the courthouse there and took their wedding photos in and around West Palm Beach...Kaylee's dress was made by her grandmother...the couple has dog named Bennie, who has an Instagram account: @bennielopez49...both Pablo's mother and father were doctors; was accepted into medical school at the age of 16, but opted to pursue his baseball career...Pablo's father introduced him to baseball...his dad played amateur ball when he was in college in Venezuela...he was also Pablo's coach, taking him to train/practice and often taking him to watch Winter Ball games...when Pablo reached 14-15 years old, his dad asked him if he wanted to pursue a baseball career...his dad told him that if he went that route, he would have to sacrifice a lot and work the hardest he's ever worked in his life...Pablo did so while also prepping for a college education as a back-up plan...Pablo's father passed away in 2020...López spoke four languages when he graduated high school: Spanish, English, Italian and Portuguese...his English and Spanish remain fluent, but in the years since graduating he has lost some of his Italian and Portuguese skills...when Pablo is done playing baseball, he wants to go back to school and become a nutritionist...he's learned a lot about the importance of nutrition and taking care of one's body during his baseball career and would like to actually go back to a classroom to get his degree...participated in 2023 TwinsFest at Target Field in January...Twins Hall of Famer and fellow Venezuelan Johan Santana was his childhood hero...Johan threw out the ceremonial first pitch to Joe Mauer prior to Game 3 of the 2023 ALDS vs. Houston as López delivered the ball to Santana...just before López approached the mound, Santana stopped him and took off his jacket to reveal he was wearing López's home white Twins number 49 jersey...in 2023, Pablo purchased the fishing vest and pole used in the Twins' dugout home run celebration, honoring the Land of 10,000 Lakes with the wording "Land of 10,000 Rakes"...in May of 2023, Pablo said he wanted to wear the vest if he threw a shutout...when Pablo threw his first career complete-game shutout on July 5, Byron Buxton put the vest on him, right before Joe Ryan and Bailey Ober emptied two coolers over his head...Pablo calls the days he starts "Pablo Day" and his bullpen days between starts "Pablo Day Jr."...claims to be very good at Mario Kart and calls it one of his hidden talents...participated in 2023 and 2024 TwinsFest at Target Field.

CAREER HIGHS

IP: 9.0, 7/5/23 vs. KC
SO: 14, 9/10/23 vs. NYM
Walks: 5, 8/26/18 vs. ATL
CG: 7/5/23 vs. KC
Low-Hit CG: 4, 7/5/23 vs. KC
Win-Streak: 4, 2x, last 8/1-18/23



TOP 100

MLB Network revealed their annual Top 100 MLB players entering the 2024 season in February and Pablo López checked in at number 56. Royce Lewis checked in at number 95 and Carlos Correa was ranked at 68.

CAREER HIGHLIGHTS: Twins are third organization (Seattle - 2013-17 and Miami - 2017-22)...2023 Rawlings Gold Glove finalist...2023 recipient of Mike Augustin "Media Good Guy" Award and Carl R. Pohlad Outstanding Community Service Award...selected to AL All-Star team in 2023...2023 Twins winner of the MLBPA Heart and Hustle Award...Twins Opening Day starter on March 30 at Kansas City...retired 23-straight batters on April 11, 2023 vs. Chicago-AL, third-longest streak in Twins history (Jack Kralick - 25, Scott Baker - 24)...struck out career-high 14 batters on September 10, 2023 vs. New York-NL, while issuing no walks; fourth time in club history for a pitcher to strike out at least 14 without a walk (Johan Santana - 2004 & '07 and Bert Blyleven - 1986)...selected to pitch for Team Venezuela in the 2023 World Baseball Classic...NL Pitcher of the Month in April 2022...489 career strikeouts with Miami are 12th on the club's all-time list...became 16th pitcher in Marlins history to reach 500.0 innings pitched in 2022...set a major league record with nine consecutive strikeouts to start a game on July 11, 2021 against Atlanta...2020 Marlins Charlie Hough Good Guy Award winner...made major league debut on June 30, 2018 vs. New York-NL and earned first career victory...2018 Southern League All-Star.

POSTSEASON CAREER: Is 2-1, 1.53 ERA (17.2 IP, 3 ER) with three walks and 17 strikeouts in three career Postseason starts - one with Miami and two with Minnesota...2023: Started Game 1 of ALWCs on October 3 vs. Toronto at Target Field, allowing one run on five hits in 5.2 innings pitched, with two walks and three strikeouts, leading the Twins to a 3-1 victory; the win snapped an 18-game Postseason losing streak for the Twins, which was an MLB record...first Twins winning pitcher in a Postseason game since his childhood hero Johan Santana in Game 1 of the 2004 ALDS at NYY...started Game 2 of the ALDS on October 8 at Minute Maid Park, pitching 7.0 shutout innings with six hits allowed, one walk and seven strikeouts, leading the Twins to a 6-2 victory...joined Jack Morris (G7 - 1991 WS vs. ATL) and Johan Santana (G1 - 2004 ALDS at NYY) as the only pitchers in Twins history (since 1961) to pitch at least 7.0-pu scoreless innings in a Postseason game...2020: Made one Postseason start for Miami...started Game 2 of the Division Series against Atlanta...worked 5.0 innings, allowing three hits and two runs while striking out seven and was dealt the loss.

2023:

- Acquired by the Twins on January 20, with minor leaguers Byron Chourio and Jose Salas, in exchange for Luis Arraez.
- Pitched for Team Venezuela in World Baseball Classic in March, making one start against Puerto Rico at loanDepot Park in Miami, allowing one run on two hits in 4.2 innings pitched, earning the win.
- Was Twins Opening Day starter on March 30 at Kansas City, pitching 5.1 shutout innings, with two hits allowed, three walks and eight strikeouts in a Twins 2-0 victory...became second Venezuelan-born starter for Twins in club history joining Johan Santana (2006 & '07)...became first starter to

MLB PITCHING LEADERS

STRIKEOUTS IN 2023

1. Spencer Strider, ATL.....	281
2. Kevin Gausman, TOR.....	237
3. Pablo López, MIN.....	234
Blake Snell, SD.....	234
5. Gerrit Cole, NYY.....	222

win Opening Day road start since Brad Radke in 2001.

- Struck out 10 batters in third start on April 11 vs. Chicago-AL (7.2 IP), the fifth time in career reaching double-digit strikeouts totals...matched 10 strikeouts again on June 24 at Detroit (6.0 IP).
- Retired 23-straight batters on April 11 vs. Chicago-AL, third-longest stretch for a Twins starter or reliever during any stretch of a single game, behind Jack Kralick's 25 (8/26/62 vs. KCA) and Scott Baker's 24 (8/31/07 vs. KCR).
- Signed four-year contract extension through 2027 season on April 21 after starting season 1-1, 1.73 ERA (26.0 IP, 5 ER) with six walks, 33 strikeouts and a 0.81 WHIP in first four starts from March 30-April 16.
- Pitched first career complete-game shutout on July 5 vs. Kansas City, allowing four hits with no walks, while striking out a then-career high 12 batters...one of four times on season to reach double-digit strikeouts totals.
- Finished first half of season with 138 strikeouts, tied for fourth most in club history Pre-ASG with Johan Santana's 2006 total, and trailing 151 by Bert Blyleven in 1973, 143 by J. Santana in 2005 and 142 by Blyleven in 1974.
- Named to American League All-Star Team, first of career...pitched top of ninth inning, inducing a fly ball to Gerardo Perdomo, a single to Juan Soto, struck out Pete Alonso, allowed a single to Nick Castellanos and struck out Elias Diaz.
- Posted 19.0-scoreless inning streak from August 1-18, second longest for a Twin in 2023 (Griffin Jax - 19.1)...also won a career-best four-straight starts in that span, going 4-0 with a 0.36 ERA (25.0 IP, 1 ER).
- Went 4-1, 2.00 ERA (36.0 IP, 8 ER) with seven walks and 36 strikeouts in six starts in August, his lowest ERA in any month (counting March/April as one) on the season.
- Tied single-season career high and earned 10th win of season on September 4 at Cleveland, allowing one run on eight hits in 6.0 innings pitched in a Twins 20-6 victory...supported with 18 runs, most for a Twins starter since Francisco Liriano (19 - 7/26/10 vs. KC).
- Struck out career-high 14 batters on September 10 vs. New York-NL, pitching 8.0 shutout innings with two hits allowed and two walks in a Twins 2-0 defeat...most strikeouts for a twin since Francisco Liriano (15 vs. OAK in 2012)...fourth time in club history for a pitcher to strikeout 14-plus and not issue a walk, joining Johan Santana (2004 and 2007) and Bert Blyleven (1986).
- Struck out 200th batter of season on September 10 vs. New York-AL, fanning Francisco Lindor...became 10th pitcher in club history (since 1961) to reach the 200-strikeout mark, first since José Berríos (202) in 2018.
- Set new career-high with 11th win on September 23 vs. Los Angeles-AL, allowing three runs on five hits in 6.0 innings pitched, with one walk and seven strikeouts in a Twins 8-6 victory...the win was also the AL Central division title clincher for Minnesota.
- From June 7 to end of season, went 7-3, 3.03 ERA (92.0 IP, 31 ER) with 18 walks and 108 strikeouts in 15 starts (Twins 10-5).
- Pitched 6.0-plus innings in 21 of 32 starts and 7.0-plus in eight starts.
- Struck out eight-plus batters 14 times in 32 starts.
- Was supported with three runs-or-less in 22 of 32 starts.
- Twins went 19-13 in his starts.
- Held opponents to a .195 batting average with runners in scoring position.
- Went 6-5, 3.10 ERA (95.2 IP, 33 ER) in 16 road starts, compared to 5-3, 4.21 ERA (98.1 IP, 46 ER) in 16 home starts.
- Held right-handed hitters to a .205 batting average with a .597 OPS, compared to a .271 average with a .754 OPS vs. left-handed batters.
- Set career highs in wins (11), innings pitched (194.2), quality starts (20), strikeouts (234), strikeouts-per-9.0 innings pitched (10.9), strikeouts-per-walk (4.9) and tied career-high in starts (32).
- Set career-highs in velocity of all pitches, including fastball velo (94.8 mph), offspeed velo (88.4 mph) and breaking ball velo (83.7 mph).
- Ranked second in AL in strikeouts (234), trailing only Kevin Gausman (237).
- Finished with 234 strikeouts, tied with Dean Chance's 1968 total for seventh most in club history...234 strikeouts were the most since Johan Santana struck out 235 in 2007.
- Finished fifth in the AL in innings pitched (194.0) and ninth in all of baseball...ranked 11th in the AL in ERA (3.66) and opponent batting average (.238)...tied for third in the AL in quality starts (20) and tied for fifth in baseball...finished ninth in the AL in WHIP (1.15).
- Held opponents to a .173 batting average on Sweeper, which he threw 646 times...posted an xBA of .219 on 4-Seam Fastball, a pitch he threw 1,043 times.
- Led baseball in expected wOBA (.269), xBA (.213) and xERA (3.00) and ranked second in xSLG (.338).
- Ranked in the 98th percentile in baseball in pitching run value (26)...ranked in the 95th percentile in chase percentage (34.3%)...ranked in the 94th percentage in xERA (3.00)...ranked in the 90th percentile in fastball run value (12).
- Started Game 1 of ALWCS on October 3 vs. Toronto at Target Field, allowing one run on five hits in 5.2 innings pitched, with two walks and three strikeouts, leading the Twins to a 3-1 victory; the win snapped an 18-game Postseason losing streak for the Twins, which was an MLB record.
- Started Game 2 of the ALDS on October 8 at Minute Maid Park, pitching 7.0 shutout innings with six hits allowed, one walk and seven strikeouts, leading the Twins to a 6-2 victory...joined Jack Morris (G7 - 1991 WS vs. ATL) and Johan Santana (G1 - 2004 ALDS at NYY) as the

AL PITCHING LEADERS

INNINGS PER START IN 2023

1. Framber Valdez, HOU	6.4
2. Gerrit Cole, NYY	6.3
3. George Kirby, SEA	6.2
4. Pablo López, MIN	6.1
Chris Bassitt, TOR	6.1
Shane Bieber, CLE	6.1

2023 AL CY YOUNG VOTING

VOTING POINTS

Gerrit Cole, NYY	210
Sonny Gray, MIN	104
Kevin Gausman, TOR	82
Kyle Bradish, BAL	39
Luis Castillo, SEA	23
Zach Eflin, TB	19
Pablo López, MIN	11
George Kirby, SEA	8
Framber Valdez, HOU	6
Chris Bassitt, TOR	4
Félix Bautista, BAL	3
Chris Martin, BOS	1

only pitchers in Twins history (since 1961) to pitch at least 7.0-plus scoreless innings in a Postseason game.

- Was the Twins winner of the MLBPA Heart and Hustle Award.
- Finished seventh in AL Cy Young Award voting with 11 voting points, earning five fourth place votes and one fifth place vote.
- Named Rawlings Gold Glove Award finalist for American League pitcher, joining teammate Sonny Gray and Toronto's José Berríos (winner).
- Recipient of the Mike Augustin "Media Good Guy" Award and Carl R. Pohlad Outstanding Community Service Award...the Mike Augustin award voted on by the Twin Cities chapter of the BBWAA...the Carl R. Pohlad Award voted on by the Twins Community Fund Board of Directors.

MLB PITCHING LEADERS	
INNINGS PITCHED SINCE 2022	
1. Sandy Alcantara.....	413.1
2. Gerrit Cole.....	409.2
3. Logan Webb.....	408.1
4. Miles Mikolas.....	403.2
5. Framber Valdez.....	399.1
6. Aaron Nola.....	398.2
7. Corbin Burnes.....	395.2
8. Zac Gallen.....	394.0
9. Chris Bassitt.....	381.2
10. Merrill Kelly.....	378.0
11. Logan Gilbert.....	376.1
12. Pablo López.....	374.0

2022: Opened season as Marlins' number two starter behind the season's eventual NL Cy Young Award winner Sandy Alcantara...made first start on April 9 at San Francisco, allowing one run on three hits in 5.0 innings pitched...named the NL Pitcher of the Month for April, going 3-0 with a 0.39 ERA and 23 strikeouts in 23.1 innings...became the 12th pitcher in Major League Baseball history to allow one run or less in his first four starts of the season while pitching at least 20.0 innings...did not allow more than four hits through his first four starts and pitched at least 5.0 innings in all of those outings...the 0.39 ERA through first four starts marked the lowest in Marlins club history...pitched 8.0 scoreless innings on May 7 at San Diego to match his career-high, done once before on June 8, 2021 vs. Colorado...set a career-high with 11 strikeouts on May 13 vs. Milwaukee, which he matched again on July 26 at Cincinnati...took a no-decision in his final start on October 2 at Milwaukee, but tossed 7.0 scoreless innings and allowed just two hits...first outing of 7.0 innings-or-more since July 26 at Cincinnati...surpassed the 500.0 career innings pitched mark on September 27 at New York-NL, becoming 16th pitcher in Marlins history to reach 500.0 innings...pitched 7.0 innings-or-more eight times, going 4-1 in those outings with a 1.58 ERA (57.0 IP, 10 ER)...six of these eight outings came before the All-Star break...went 6-5 with a 3.00 ERA (93.0 IP, 31 ER) on the road vs. a 4-5 record and 4.55 ERA (87.0 IP, 44 ER) at home...tied for team-lead in starts (32) and ranked second in innings

pitched (180.0), wins (10) and strikeouts (174)...set career-highs in starts, innings pitched, wins and strikeouts...finished season with 489 career strikeouts, which ranked 11th in Marlins history, trailing Brad Penny (583)...with 10 wins, he and Sandy Alcantara marked the first pair of Marlins starters to win at least 10 games since Dan Straily and José Ureña in 2017...made 21 starts in which he pitched 5.0-plus innings and allowed five-or-less hits, tied with Milwaukee's Corbin Burnes for the second-most such starts in the NL, behind Arizona's Zac Gallen and Los Angeles-NL's Julio Urias, who each had 23...second-most such starts in club history, behind José Fernández (22) in 2013...selected to pitch for Team Venezuela in the 2023 World Baseball Classic, marking first career appearance.

2021: Spent fourth major league season with Miami...started the final game of the year after missing the second half of the season with right rotator cuff strain...allowed more than two runs in a game just three times...held opponents to one run-or-less in 10 of his 20 starts and two runs-or-less in 15 of his 18 starts (including 6 outings where he did not allow an earned run)...set a major league record with nine consecutive strikeouts to start a game on July 11 against Atlanta; nine strikeouts were also a career-high...set career-high with 8.0 innings pitched against Colorado at loanDepot park on June 8, allowing five hits and two runs with eight strikeouts...in his last 12 starts after May 16, went 5-2 with a 3.07 ERA, striking out 72 batters over 58.2 innings.

2020: Led Marlins in innings, starts, wins and strikeouts...started the Marlins first game back after an eight-day quarantine...worked 5.0 scoreless innings, allowed two hits, and tied a career-high with seven strikeouts in Baltimore on August 4...set a new career high in strikeouts with eight in 6.0 innings against Atlanta on August 14...after a four-game losing streak and the Marlins magic number sitting at three with four games to play, Lopez sat through an hour and 38-minute rain delay and threw 5.0 shutout innings, striking out six against Atlanta in his final start of the regular season on September 24...won his final three starts of the season from September 14-24...combined to go 3-0 with a 1.58 ERA and 19 strikeouts in 17.1 innings...one of only five players with INF Jesus Aguilar, INF Brian Anderson, RHP Brandon Kintzler and RHP Brad Boxberger to spend the entire season on the active roster...was the first Marlin to make two starts in 2020...Miami became the first team in MLB history to play their first nine games of the season and not have a pitcher make more than one start, (Sandy Alcantara, Caleb Smith, Robert Dugger, Pablo López, Elieser Hernandez, Josh A. Smith, Jordan Yamamoto, Humberto Mejia and Daniel Castano)...the previous record of eight was held by the 1904 Philadelphia Phillies, who started 2-5-1 and used eight total pitchers in their first nine games...named winner of Marlins Charlie Hough Good Guy Award...made one start in the Postseason, pitched Game 2 of the Division Series against Atlanta...worked 5.0 innings allowing three hits and two runs while striking out seven.

MLB PITCHING LEADERS	
STRIKEOUTS SINCE 2022	
1. Spencer Strider.....	483
2. Gerrit Cole.....	479
3. Corbin Burnes.....	443
4. Kevin Gausman.....	442
5. Dylan Cease.....	441
6. Aaron Nola.....	437
7. Zac Gallen.....	412
8. Pablo López.....	408

MLB PITCHING LEADERS	
ERA AMONG VENEZUELAN BORN PITCHERS (MINIMUM 700.0 INNINGS PITCHED)	
1. Francisco Rodriguez.....	2.86
2. Johan Santana.....	3.20
3. Felix Hernandez.....	3.42
4. Carlos Zambrano.....	3.66
5. Alex Carrasquel.....	3.73
6. Pablo López.....	3.86

2019: Made just 21 starts after missing over two months on the Injured List with a right shoulder strain...his 2.19 BB/9 ratio this season was the 13th-lowest in Marlins franchise history (min. 21 games started)...posted a 3-3 record with a 3.39 ERA (63.2 IP, 24 ER), a .229 opponent batting average and 54 strikeouts in 11 starts at loanDepot park, compared to 2-5 with a 7.36 ERA (47.2 IP, 39 ER), a .299 opponent batting average and 41 strikeouts in 10 road starts...his ERA at loanDepot park was the 12th-best (min. 11 games started) by a Marlin since the venue opened in 2012...allowed career highs in hits (10) and runs (10) in an 11-2 loss on May 10 at Citi Field, then bounced back with best outing of his career, also against the New York Mets, on May 18 at loanDepot park, shutting them out over a career-best 7.0 innings, allowing just one hit and tying his career high with seven strikeouts...on June 4 at Milwaukee, he scattered three hits and a walk, with seven strikeouts, across 6.0 shutout innings in a 16-0 victory...it was just the seventh time in club history that a starter has been in the game for 15+ runs of support (team record is 18)...on September 11 vs. Milwaukee, issued a season-high four walks, snapping a streak of eight-straight starts allowing one-or-fewer walks...the stretch was tied for the fourth-longest streak by a starter in club history, behind Ricky Nolasco (13), Dan Straily (9) and Justin Nicolino (9)...in 10 starts with Miami, went 2-4 with a 4.14 ERA (58.2 IP, 27 ER)...in addition, made 12 starts between Double-A Jacksonville and Triple-A New Orleans, combining on 2-3 record, 1.44 ERA (62.1 IP, 10 ER) and .196 (46-for-235) opponent average.

DOWN-LOW ON PABLO

Fav. player/Idol growing up: Johan Santana
 Favorite memory playing ball as kid: Hitting inside-the-park HR at 11 years old with parents in the stands
 Favorite memory watching ball as kid: Johan Santana no-hitter or Felix Hernandez perfect game
 Historical player he'd like to face: Tony Gwynn "His bat-to-ball skills were amazing, just throw it over the plate and hope he hits it at someone."
 Favorite clubhouse meal: Acai bowls
 Favorite musician: VZ band called Rawayana
 Off-day activity: Anything outdoors: walking, flying his drone, pickleball
 Movie: Inception
 TV Show: Avatar: the Last Airbender

2018: Began season at Jacksonville, making eight starts with a 1-2 record and 0.62 ERA (43.2 IP, 3 ER)...earned Southern League All-Star honors, but did not participate in the game due to promotion to Triple-A New Orleans on June 6...recalled by Miami on June 30 and made major league debut that night against the New York Mets...limited New York to two runs on six hits and a walk (intentional), while striking out five over 6.0 innings...at the time of promotion, ranked sixth among all full season minor league pitchers in ERA (1.44) and WHIP (0.93), and 12th in opponent batting average...became 12th starter in Marlins history to earn a win in major league debut...the night before his debut, Sandy Alcantara made his first career major league start and also earned a win...became first set of teammates to earn wins in their first career starts in consecutive days since April 9-10, 2012, when Yu Darvish and Neftali Feliz each made their first career starts with the Rangers...the last National League team to have such a duo was the Reds on April 15-16, 1967 with Gary Nolan and Mel Queen (per Stats LLC)...recorded first major league hit on July 10 vs. Milwaukee, a single to left field off Jhoulys Chacin...appeared as a pinch-hitter twice...in his final pinch-hit appearance, on July 15 vs. Philadelphia, he singled, marking Miami's first pinch-hit by a pitcher since a two-run double by José Fernández on July 1, 2016 at Atlanta.

2017: Spent season at High-A level in Seattle and Miami organizations, making 19 appearances (18 starts) for Modesto Nuts to start season and 8 appearances (6 starts) for Jupiter Hammerheads following July 20 trade...set career highs with 8.0 innings pitched and nine strikeouts on July 7 at San Jose, allowing just one run on two hits and picking up final win in Seattle organization...made Jupiter debut on July 26 vs. Florida, allowing 2 runs on 7 hits and a walk over 6.0 innings,

with 6 strikeouts.

2016: Spent season with Low-A Clinton (Seattle)...made 17 appearances (13 starts), going 6-1, 1.88 ERA (71.2 IP, 15 ER) in his starts...tossed at least 6.0 innings in eight of his starts.

2015: Returned from right elbow surgery in late June and made 12 appearances for the AZL Mariners...had second-lowest walks-per-9.0 innings rate among AZL relievers (0.98).

2014: Missed season following Tommy John surgery on November 11, 2013.

2013: Made professional debut with Venezuelan Summer League Mariners on May 23 vs. VSL Detroit...finished campaign second in VSL in WHIP (0.93) and opponent average (.209), and fourth in wins and ERA...picked up first career win in his second start, on May 29 vs. VSL Tampa Bay, tossing 5.0 shutout innings (1 hit, 4 strikeouts).

PROFESSIONAL: Originally signed by Seattle as international free agent on July 4, 2013; signed by scouts Bob Engle and Emilio Carrasquel...acquired by Miami along with outfielder Brayan Hernandez, right-handed pitcher Brandon Miller, and right-handed pitcher Lukas Schiraldi from Seattle in exchange for right-handed pitcher David Phelps on July 20, 2017...acquired by Minnesota from Miami on January 20, 2023 with outfielder Byron Chourio and infielder Jose Salas, in exchange for infielder/outfielder Luis Arraez...signed a four-year contract extension with Minnesota through the 2027 season on April 21, 2023.

MINNESOTA NICE

Pablo knows a lot and is fascinated by Minnesota/Midwestern culture, due, in part, to playing in the minors in Iowa with the Clinton LumberKings (he and his wife, Kaylee, met in Iowa and her family is from/still lives there). Pablo loves pizza from Casey's General Store (a convenience store/gas station chain with locations in 16 states that is headquartered in Ankeny, IA) and claims it's the best pizza in the country. He's also a big fan of HyVee's store-branded Chinese food. When asked if he knows what Menards is, Pablo immediately responded by singing the "save big money at Menards" jingle from the store's commercials (Menards is a home improvement store headquartered in Eau Claire, WI).



LÓPEZ'S PLAYING RECORD

YEAR	CLUB	W-L	ERA	G	GS	CG	SHO	SV	IP	H	R	ER	HR	HB	BB	SO	WP	K/9	BAA
2013	VZL Mariners	7-1	2.57	12	12	0	0	0	66.2	51	25	19	2	5	11	38	5	5.1	.209
2014																			
INJURED - DID NOT PITCH																			
2015	VZL Mariners	2-1	3.13	12	3	0	0	0	37.1	37	20	13	1	3	6	26	3	6.3	.248
2016	Clinton	7-1	2.13	17	13	0	0	0	84.1	68	22	20	4	3	9	56	3	6.0	.219
2017	Modesto	5-8	5.04	19	18	0	0	0	100.0	113	63	56	6	2	13	89	7	8.0	.279
	Jupiter	0-3	2.18	8	6	0	0	0	45.1	42	13	11	0	5	7	32	3	6.4	.251
2018	Jacksonville	1-2	0.62	8	8	0	0	0	43.2	30	6	3	3	1	8	51	3	10.5	.184
	New Orleans	1-1	3.38	4	4	0	0	0	18.2	16	9	7	3	3	4	15	2	7.2	.222
	MIAMI	2-4	4.14	10	10	0	0	0	58.2	56	28	27	8	4	18	46	2	7.1	.252
2019	Jacksonville	0-3	21.6	3	3	0	0	0	5.0	13	12	12	3	1	4	6	2	10.8	.464
	New Orleans	0-0	1.93	2	2	0	0	0	9.1	10	3	2	0	0	3	10	0	9.6	.278
	MIAMI	5-8	5.09	21	21	0	0	0	111.1	111	64	63	15	11	27	95	6	7.7	.261
2020	MIAMI	6-4	3.61	11	11	0	0	0	57.1	50	27	23	4	2	18	59	0	9.3	.230
2021	Jacksonville	0-0	0.00	2	2	0	0	0	5.0	1	0	0	0	1	0	5	0	9.0	.067
	MIAMI	5-5	3.07	20	20	0	0	0	102.2	89	37	35	11	7	26	115	3	10.1	.233
2022	MIAMI	10-10	3.75	32	32	0	0	0	180.0	157	78	75	21	8	53	174	4	8.7	.234
2023	MINNESOTA	11-8	3.66	32	32	1	1	0	194.0	176	81	79	24	9	48	234	7	10.9	.238
Minor League Totals		23-20	3.10	87	71	0	0	0	415.1	381	173	143	22	24	65	328	28	7.1	.240
Major League Totals		39-39	3.86	126	126	1	1	0	704.0	639	315	302	83	41	190	723	22	9.2	.241

LÓPEZ'S WILD CARD RECORD

YEAR	OPPONENT	W-L	ERA	G	GS	CG	SHO	SV	IP	H	R	ER	HR	HB	BB	SO	WP	K/9	BAA
2023	Toronto	1-0	1.59	1	1	0	0	0	5.2	5	1	1	0	1	2	3	0	5.8	.227

LÓPEZ'S DIVISION SERIES RECORD

YEAR	OPPONENT	W-L	ERA	G	GS	CG	SHO	SV	IP	H	R	ER	HR	HB	BB	SO	WP	K/9	BAA
2020	Atlanta	0-1	3.60	1	1	0	0	0	5.0	3	2	2	0	0	7	0	12.6	.158	
2023	Houston	1-0	0.00	1	1	0	0	0	7.0	6	0	0	0	0	1	7	1	9.0	.231
Division Series Totals		1-1	1.50	2	2	0	0	0	12.0	9	2	2	2	0	1	14	1	10.5	.200

LÓPEZ'S BATTING RECORD

BATTING	AVG	AB	R	H	2B	3B	HR	RBI	SH	SF	HBP	BB	SO	SB	OBP	OPS
Career	.131	84	4	11	4	0	0	3	4	0	0	1	44	0	.141	.320

LÓPEZ'S ALL-STAR GAME RECORD

YEAR	HOST	W-L	ERA	G	GS	CG	SHO	SV	IP	H	R	ER	HR	HB	BB	SO	WP	K/9	BAA
2023	Seattle	0-0	0.00	1	0	0	0	0	1.0	2	0	0	0	0	0	2	0	18.0	.400

LÓPEZ'S WORLD BASEBALL CLASSIC RECORD

YEAR	CLUB	W-L	ERA	G	GS	CG	SHO	SV	IP	H	R	ER	HR	HB	BB	SO	WP	K/9	BAA
2023	Venezuela	1-0	1.93	1	1	0	0	0	4.2	2	1	1	1	0	0	6	0	11.6	.125

LÓPEZ'S CAREER FIELDING RECORD

POSITION	PCT	G	PO	A	E	TC	DP	PB
Pitcher	.966	126	48	67	4	119	6	—



LÓPEZ'S PROFESSIONAL INJURED LIST HISTORY

DATES	INJURY	LEVEL
July 14-end of 2021 season.....	Right Rotator Cuff Strain.....	Miami.....
June 16-August 26, 2019.....	Right Shoulder Strain.....	Miami.....
September 1-end of 2018 season.....	Right Shoulder Strain.....	Miami.....
April 5-21, 2018.....	Right Elbow Contusion.....	Double-A Jacksonville.....



2023 MLB PITCHING LEADERS

EXPECTED ERA

1. Pablo López, MIN.....	3.00
2. Zach Eflin, TB.....	3.02
3. Spencer Strider, ATL.....	3.09
4. Joe Musgrove, SD.....	3.11
5. Zack Wheeler, PHI.....	3.18

EXPECTED BATTING AVERAGE

1. Pablo López, MIN.....	.216
2. Zach Eflin, TB.....	.222
3. Corbin Burnes, MIL.....	.224
4. Justin Verlander, NYM/HOU.....	.229
5. Zack Wheeler, PHI.....	.229

EXPECTED SLUGGING PCT

1. Pablo López, MIN.....	.340
2. Corbin Burnes, MIL.....	.342
3. Joe Musgrove, SD.....	.342
4. Spencer Strider, ATL.....	.345
5. Blake Snell, SD.....	.350

fWAR (MINIMUM 190.0 IP)

1. Zack Wheeler, PHI.....	5.9
2. Gerrit Cole, NYY.....	5.2
3. Zac Gallen, ARI.....	5.2
4. Logan Webb, SF.....	4.9
5. Pablo López, MIN.....	4.5

EXPECTED WEIGHTED ON BASE AVG

1. Pablo López, MIN.....	.269
2. Zach Eflin, TB.....	.270
3. Spencer Strider, ATL.....	.273
4. Joe Musgrove, SD.....	.274
5. Zack Wheeler, PHI.....	.277

FIELDING IND. PITCHING (MIN. 190.0 IP)

1. Zack Wheeler, PHI.....	3.16
2. Gerrit Cole, NYY.....	3.16
3. Logan Webb, SF.....	3.17
4. Zac Gallen, ARI.....	3.27
5. Pablo López, MIN.....	3.33





13

MANUEL MARGOT

OF

H/W: 6-2/202 **B/T:** R/R
OPENING DAY AGE: 29
BORN: 9/28/1994 in San Cristobal, DR
RESIDES: San Cristobal, DR

ACQUIRED: Trade with LAD, 2/26/24
M.L. SERVICE: 7 years, 12 days
OPTIONS USED: 1 of 3
CONTRACT STATUS: Signed thru 2024

PERSONAL: Manuel Margot (pronounced man-WEHL mah-r-GO)...X: @manuelmargot...Instagram: @manuelmargot...married wife, Rachell, on Christmas Eve in 2016; they have three children: Charlotte, Diamond and Matthew...his late father worked on a farm; Manuel began riding horses at a young age and owns a pet horse named Pentocé.

CAREER HIGHLIGHTS: Twins are fifth organization (Boston – 2012-15, San Diego – 2016-19, Tampa Bay – 2020-23, Los Angeles-NL – December of 2023 to February of 2024)...made major league debut September 21, 2016 with San Diego...signed with Boston on July 2, 2011 as an amateur free agent...in 2015, named Eastern League Player of the Week for August 31 to September 7...in 2016, started in centerfield for World Team in the Futures Game at Petco Park, named Most Valuable Player of Pacific Coast League Postseason, was included on MiLB.com's Padres organization All-Star Team and was ranked as baseball's No. 24 prospect following the season...in 2017, named to *Baseball America's* All-Rookie Team, named National League Player of the Week for July 24-30, finished sixth in NL Rookie of the Year Award voting...in 2022, named AL Player of the Week for May 2-8, was Rays recipient of MLBPA's Heart and Hustle Award.

POSTSEASON CAREER: 2020 American League Champion with Tampa Bay...has hit .241 (19-for-79) with one double, five home runs, 11 RBI, seven walks and 25 strikeouts in 26 Postseason games...**2023:** Started both games of AL Wild Card Series vs. Texas, going 1-for-6 with two strikeouts...**2022:** Started both games of the AL Wild Card Series at Cleveland in right field and went 1-for-8 with a single in the 15th inning of Game 2...**2021:** Hit .143 (1-for-7) in three games (two starts) in the ALDS vs. Boston...**2020:** Hit .276/.344/.552 (16-for-58) with five home runs and 11 RBI in 19 games (18 starts)...since RBI became an official stat (1920), he and Giancarlo Stanton in 2020 are the only players with 10-or-more RBI in the regular season to match or exceed their total in the Postseason...in Game 1 of the Wild Card Series vs. Toronto, hit a two-run home run off A.J. Cole in the 7th inning and joined Evan Longoria in Game 1 of the 2008 ALDS vs. Chicago-AL as the only Rays to homer in their first career postseason game...in Game 2 of the ALCS vs. Houston, hit a three-run home run in the first inning...hit .316 (6-for-19) in six World Series games...attempted to steal home in Game 5 of the World Series but was thrown out by Clayton Kershaw.

2023:

- * Made his seventh straight Opening Day roster and sixth Opening Day start (2017-20, 2022-23).
- * Was on the 10-day injured list from August 15 to September 14 due to right elbow loose bodies.
- * In 14 games following his activation from the Injured List, he hit .333 (18-for-54) with five doubles, one home run and eight RBI to close out the season.
- * Hit .303 (30-for-99) in 30 games following the All-Star break compared to .245 (52-for-212) in 27 games prior to the break.
- * Recorded his second career 20+ double season, joining 2018 (26).
- * Reached base safely in a season-best 11 consecutive games from April 24 to May 11, batting .364 (12-for-33) during the run.
- * In 49 road games, hit .303 (50-for-165) with 15 doubles, two home runs and 21 RBI...in 50 games at Tropicana Field, hit .219 (32-for-146) with six doubles, one triple, two home runs and 17 RBI.
- * Hit .315 (45-for-143) against fastballs compared to .220 (37-for-168) vs. breaking/offspeed pitches.
- * Hit .313 (63-for-201) with zero or one out compared to .173 (19-for-110) with two outs.
- * Ranked in MLB's 75th percentile with a sprint speed of 28.3 ft/second.
- * Split the season in the outfield between centerfield and (55 games, 49 starts) and rightfield (43 games, 32 starts)...registered a .971 fielding percentage, committing three errors in 104 total chances over 435.1 IP and a perfect fielding percentage in centerfield over 299.1 innings.
- * His 3 Outs Above Average ranked in MLB's 83rd percentile.
- * On April 8 vs. Oakland, hit his 50th career home run (off Domingo Acevedo).

CAREER HIGHS

Hits: 5, 7/8/18 at ARI
RBI: 5, 8/7/18 at MIL
HR: 2, 2x, last 8/11/17 at LAD
GS: 1, 5/7/22 at SEA
SB: 2, 9x, last 5/9/22 at LAA
Hit-Strike: 15, 5/1-28/22

WALK-OFF HITS/PA

9/10/19 vs. SD (BB)
 5/26/21 vs. KC (1B)
 4/12/22 vs. OAK (1B)
 9/21/23 vs. LAA (1B)

MULTI-HR GAMES

4/7/17 vs. SF
 8/11/17 at LAD



MLB FIELDING LEADERS

DEFENSIVE RUNS SAVED SINCE 2016	
1. Kevin Kiermaier	113
2. Michael A. Taylor	65
3. Lorenzo Cain	64
4. Byron Buxton	63
5. Billy Hamilton	49
6. Jackie Bradley Jr.	44
7. Harrison Bader	42
8. Jarrod Dyson	33
9. Ender Inciarte	32
10. Juan Lagares	32
11. Jake Marisnick	31
12. Myles Straw	28
13. Manuel Margot	25
Trent Grisham	25

- ✦ On April 18 at Cincinnati, tallied his 250th career RBI on a sacrifice fly in the third inning of Tampa Bay's 10-0 win.
- ✦ On June 14 at Oakland, recorded a career-high three extra-base hits (three doubles) and tied a career-high with three runs scored.
- ✦ On September 26 at Boston, recorded a season-high four hits...marked his seventh career game with four-or-more hits.
- ✦ Started both games of AL Wild Card Series vs. Texas, going 1-for-6 with two strikeouts.
- ✦ On December 16, was traded to Los Angeles-NL alongside Tyler Glasnow in exchange for Jonny DeLuca and Ryan Pepiot.
- ✦ On February 26, 2024, was traded to Minnesota with Rayne Doncon and cash considerations in exchange for Noah Miller.

I DON'T KNOW MARGOT

The Twins traded for Margot on February 26, in the middle of a Twins-Yankees game in Tampa, Florida - the club's third spring training game of 2024. Manuel was at Dodgers camp in Glendale, Arizona. He was just acquired in a trade by Los Angeles over the winter and played just two spring training games in a Dodger uniform.

Rocco after the Twins acquired Margot: It's an add that can really help us. He's a great guy that can compliment you very well. He helps you in the middle of the field, he does a lot of things skill-set wise that help round your team out. He's a great character guy for our team off the field and in the clubhouse. I'm pretty familiar with him. He's a guy that we've been looking at for a while. This is a move that's going to help our team.

He can play center, he can go to a corner - play leftfield real well. I was really excited when I caught wind of the acquisition during the game.

Margot's also a guy that when you ask him to play regularly, he's going to be up for the task. He's still running real well. He's a really good athlete and he's hard to add quality athletes to your major league roster and he's still one of those guys right now. In 162 games, he's going to be asked to play against everybody.

2022: Appeared in 89 games (85 starts)...was on the injured list from May 15-24 (right hamstring strain) and June 21-Aug 20 (right patellar tendon strain)...hit .302/.365/.423 (55-for-182) with 11 doubles, three home runs and 27 RBI in 51 games (48 starts) before his knee injury and .240/.276/.318 (37-for-154) with seven doubles, one home run and 20 RBI in 38 games (37 starts) after...hit .347 (26-for-75) with three home runs and 24 RBI in the eighth inning (or later)...despite the missed time, his six go-ahead hits in the eighth inning (or later) tied Aaron Judge and Kyle Tucker for second-most in MLB behind Andrés Giménez (8), earning him a "Manny Mar-go-ahead" nickname...named the Rays recipient of the Heart and Hustle Award by the Major League Baseball Players Alumni Association...named AL Player of the Week for May 2-8 after batting .500/.539/1.042 (12-for-24) with two doubles, one triple, three home runs and 12 RBI in seven games (six starts)...started both games of the AL Wild Card Series at Cleveland in right field and went 1-for-8 with a single in the 15th inning of Game 2.

2021: Recorded a career-high 57 RBI in his sixth major league season and second with the Rays...appeared in 125 games and made starts at all three outfield positions: 70 in rightfield, 22 in center and 12 in left...his 13 Defensive Runs Saved tied Kevin Kiermaier for the Tampa Bay team lead and tied for eighth among major league outfielders...

led major league outfielders with 16 Outs Above Avg...hit .143 (1-for-7) in three games (two starts) in the ALDS vs. Boston.

2020: Acquired from the Padres early in spring training...appeared in 47 games and made 37 starts...after a slow start, hit .321/.374/.411 (36-for-112) in 36 games from Aug 10 through season's end...tied for second in the AL with 12 stolen bases behind Adalberto Mondesi (24)...hit .276/.344/.552 (16-for-58) with five home runs and 11 RBI in 19 postseason games, including six hits in six World Series games...attempted to steal home in Game 5 of the World Series; thrown out by Clayton Kershaw.

2019: Appeared in 151 games and made 98 starts, all in center field...in third full season in the majors, established career highs in games, runs (59), walks (38) and stolen bases (20)...succeeded on 20 of 24 stolen base attempts, the sixth-best rate in the NL...on August 3 vs. Los Angeles-NL, hit first pinch-hit home run of his career, in the eighth inning off Walker Buehler.

2018: Led San Diego outfielders with 123 starts, 1,111 innings and .990 fielding percentage...tied for fourth in NL with career-high eight triples...on July 8 vs. Arizona, became first Padres outfielder to reach reach base safely six times in a game since Tony Gwynn on August 4, 1993.

2017: Made first career Opening Day roster...hit first two career home runs in San Diego's home opener April 8 vs. San Francisco...hit four leadoff home runs, tied for third most in the National League and most by a rookie since Mike Trout (5) and Zack Cozart (4) in 2012...named NL Player of the Week for July 24-30, hitting .500 (14-for-28) with two doubles, one triple, three home runs and six RBI...named to Baseball America's All-Rookie team alongside Aaron Judge and Andrew Benintendi...finished sixth in NL Rookie of the Year voting.

2016: Spent entire minor league season with Triple-A El Paso, leading Pacific Coast League with 12 triples and tying for league lead with 98 runs...started in center field for World Team in the Futures Game...named to Pacific Coast League postseason All-Star Team and Padres Organizational All-Star Team by MLB.com...recalled and made major league debut September 21 vs. Arizona...appeared in 10 MLB games, hitting .243 (9-for-37) with four doubles and three RBI...ranked by *Baseball America* as the No. 24 overall prospect in baseball following the season.

2015: Final year in Boston organization...split season between Class-A Salem and Double-A Portland, batting .276 with six home runs and 50 RBI...led Red Sox minor leaguers with 73 runs and ranked second with 39 stolen bases...named Eastern League Player of the Week for August 31 to September 7...dealt to San Diego in Craig Kimbrel trade.

2014: Split season between Class-A Greenville and Salem...led Red Sox minor leaguers with 42 stolen bases...was one of five minor leaguers with 10-or-more home runs and 40-or-more stolen bases.

MLB FIELDING LEADERS

GAMES IN OUTFIELD SINCE 2017

1. Andrew Benintendi	843
2. Mookie Betts	838
3. Christian Yelich	819
4. Max Kepler	817
5. Randal Grichuk	791
6. David Peralta	777
Hunter Renfroe	777
8. Jackie Bradley Jr.	766
Nick Castellanos	766
10. Eddie Rosario	757
11. Juan Soto	755
12. Kyle Schwarber	747
13. Tommy Pham	727
14. Starling Marte	726
15. Manuel Margot	722

2013: Tied for sixth in New York-Penn League with 18 stolen bases despite left knee tendinitis that sidelined him from July 25 to August 15.

2012: Began professional career with DSL Red Sox...recorded six RBI with a single, triple and home run in his first professional game...ranked third in league and third among Red Sox minor leaguers with 33 stolen bases...won organization's Latin American program Player of the Year Award.

PROFESSIONAL: Originally signed by the Boston Red Sox as an amateur free agent on July 2, 2011; signed by scouts Manny Nanita and Craig Shipley...traded to San Diego with Logan Allen, Carlos Asuaje and Javy Guerra in exchange for Craig Kimbrel on November 13, 2015...traded to Tampa Bay with Logan Driscoll in exchange for Emilio Pagán on February 8, 2020...traded to Los Angeles-NL with Tyler Glasnow in exchange for Jonny DeLuca and Ryan Pepiot on December 16, 2023...acquired by Minnesota with Rayne Doncon and cash considerations in exchange for Noah Miller on February 26, 2024.

MARGOT'S PLAYING RECORD

YEAR	CLUB	AVG	G	AB	R	H	2B	3B	HR	RBI	SH	SF	HBP	BB	SO	SB	CS	OBP	OPS
2012	DSL Red Sox	.285	68	260	49	74	10	7	4	45	0	5	8	36	25	33	9	.382	.805
2013	Lowell	.270	49	185	29	50	8	2	1	21	5	3	1	22	40	18	8	.346	.697
2014	Greenville	.286	99	370	61	106	20	5	10	45	4	0	2	37	49	39	13	.355	.804
	Salem	.340	16	50	4	17	5	0	2	14	1	2	1	2	5	3	2	.364	.924
2015	Salem	.282	46	181	35	51	6	5	3	17	2	3	1	11	15	20	5	.321	.741
	Portland	.271	64	258	38	70	21	4	3	33	0	2	1	21	36	19	8	.326	.745
2016	El Paso	.304	124	517	98	157	21	12	6	55	5	4	4	36	64	30	11	.351	.777
	SAN DIEGO	.243	10	37	4	9	4	1	0	3	0	0	0	7	2	0	.243	.649	
2017	El Paso	.150	5	20	1	3	0	1	0	4	0	0	0	3	4	2	0	.261	.511
	SAN DIEGO	.263	126	487	53	128	18	7	13	39	1	4	2	35	106	17	7	.313	.721
2018	SAN DIEGO	.245	141	477	50	117	26	8	8	51	1	7	2	32	88	11	10	.292	.675
2019	SAN DIEGO	.234	151	398	59	93	19	3	12	37	3	0	2	38	88	20	4	.304	.691
2020	TAMPA BAY	.269	47	145	19	39	9	0	1	11	0	1	0	13	25	12	4	.327	.352
2021	Durham	.286	3	14	1	4	0	0	0	5	0	0	0	1	4	1	1	.333	.619
	TAMPA BAY	.254	125	421	55	107	18	3	10	57	1	4	1	37	70	13	8	.313	.696
2022	FCL Rays	.143	2	7	1	1	0	0	0	0	0	0	0	0	1	0	0	.143	.286
	Durham	.263	5	19	6	5	0	0	0	2	0	0	0	4	2	0	0	.391	.655
	TAMPA BAY	.274	89	336	36	92	18	2	4	47	0	1	2	24	68	7	3	.325	.700
2023	Durham	.833	2	6	3	5	1	0	0	5	0	0	0	2	0	0	0	.875	1.875
	TAMPA BAY	.264	99	311	39	82	21	1	4	38	0	3	4	18	55	9	3	.310	.686
	Minor League Totals	.288	483	1887	326	543	92	36	29	246	17	19	18	175	245	165	57	.351	.771
	Major League Totals	.255	788	2612	667	1006	133	25	52	283	6	20	13	197	507	91	39	.309	.694

MARGOT'S WILD CARD RECORD

YEAR	OPPONENT	AVG	G	AB	R	H	2B	3B	HR	RBI	SH	SF	HB	BB	SO	SB	CS	OBP	OPS
2020	Blue Jays	.429	2	7	2	3	0	0	1	3	0	0	0	0	1	0	0	.429	1.286
2022	Cleveland	.125	2	8	0	1	0	0	0	0	0	0	0	1	1	0	1	.222	.347
2023	Texas	.167	2	6	0	1	0	0	0	0	1	0	0	0	2	0	0	.167	.333
	Wild Card Totals	.238	6	21	2	5	0	0	1	3	1	0	0	1	4	0	1	.273	.654

MARGOT'S DIVISION SERIES RECORD

YEAR	OPPONENT	AVG	G	AB	R	H	2B	3B	HR	RBI	SH	SF	HB	BB	SO	SB	CS	OBP	OPS
2020	New York-AL	.111	4	9	1	1	0	0	1	2	0	0	0	1	1	0	0	.200	.644
2021	Boston	.143	3	7	1	1	0	0	0	0	0	0	0	1	3	0	1	.250	.393
	Division Series Totals	.125	7	16	2	2	0	0	1	2	0	0	0	2	4	0	1	.222	.535

MARGOT'S LEAGUE CHAMPIONSHIP SERIES RECORD

YEAR	OPPONENT	AVG	G	AB	R	H	2B	3B	HR	RBI	SH	SF	HB	BB	SO	SB	CS	OBP	OPS
2017	Houston	.261	7	23	4	6	0	0	3	6	1	0	1	2	8	0	0	.346	.998
	LCS Totals	.261	7	23	4	6	0	0	3	6	1	0	1	2	8	0	0	.346	.998

MARGOT'S WORLD SERIES RECORD

YEAR	OPPONENT	AVG	G	AB	R	H	2B	3B	HR	RBI	SH	SF	HB	BB	SO	SB	CS	OBP	OPS
2020	Los Angeles-NL	.316	6	19	3	6	1	0	0	0	0	0	0	2	9	2	1	.381	.749
	World Series Totals	.316	6	19	3	6	1	0	0	0	0	0	0	2	9	2	1	.381	.749

MARGOT'S CAREER FIELDING RECORD

POSITION	PCT	G	PO	A	E	TC	DP	PB
Centerfield	.988	521	1063	12	13	1088	1	—
Rightfield	.987	198	369	5	5	379	1	—
Leftfield	.986	50	69	1	1	71	0	—
Totals	.988	732	1501	18	19	1538	2	—

MARGOT'S PROFESSIONAL INJURED LIST HISTORY

DATES	INJURY	LEVEL
August 15-September 14, 2023	Right Elbow Surgery	Tampa Bay
June 6-August 20, 2022	Right Knee Sprain	Tampa Bay
May 15-25, 2022	Strained Right Hamstring	Tampa Bay
July 7-27, 2021	Strained Left Hamstring	Tampa Bay
August 7-9, 2020	COVID IL	Tampa Bay
April 11-21, 2018	Bruised Ribs	San Diego
May 25-June 27, 2017	Strained Right Calf	San Diego



SAVE RULE

Credit a pitcher with a save when he meets all three of the following conditions:

- (1) He is the finishing pitcher in a game won by his club; and
- (2) He is not the winning pitcher; and
- (3) He qualifies under one of the following conditions:
 - (a) He enters the game with a lead of no more than three runs and pitches for at least one inning; or
 - (b) He enters the game with the potential tying run either on base, at bat or on deck; or
 - (c) He pitches effectively for at least three innings.

No more than one save may be credited in each game.

It is considered a 'blown save' when a pitcher who has entered a game in a save situation departs with the save situation no longer in effect because he has given up the lead. If the save situation still exists when he leaves the game, he is not charged with a save opportunity. And, if he has not given up the lead when he leaves the game, even though the save situation may no longer exist, he is not charged with a save opportunity.



82

AUSTIN MARTIN

IF/OF

H/W: 6-0/191 **B/T:** R/R
OPENING DAY AGE: 25
BORN: 3/23/1999 In DeLand, FL
RESIDES: Orange Park, FL

ACQUIRED: Trade with TOR, 7/30/21
M.L. SERVICE: None
OPTIONS USED: 0 of 3
CONTRACT STATUS: Signed thru 2024

PERSONAL: Christopher Austin Martin...X: @austin_martin99...Instagram: @austin_martin99...played high school baseball at Trinity Christian Academy in Jacksonville, FL...was teammate and roommate of Twins prospect Royce Lewis on the Team USA 15U squad that finished second at the 2014 World Baseball Softball Confederation (WBSC) World Cup in Mexico...attended Vanderbilt University from 2018-2020...worked out in the 2021-22 offseason at a facility near St. Thomas University in Florida; among the folks he worked out with were the Washington Nationals' Juan Soto and the New York Mets' Brandon Nimmo...likes to fish, hang out with his friends, play video games and go to the beach in his spare time—describes himself as a “go with the flow” kind of guy, when it comes to plans...learned to play the ukulele during 2020 pandemic...favorite cartoon growing up was Spongebob or Dora the Explorer...go-to breakfast would be eggs, sausage and a biscuit...his role models are his parents...secret talent is that he is ambidexterous...his favorite type of workout is any that doesn't include endurance running...his top bucket-list item would be to try skydiving...he claims that Jason Momoa would play him in a movie and that he would be a good Aquaman...his most passionate charitable cause would be anything that includes giving to underprivileged kids - “Just being around that my whole life and seeing that, it's sad to see how some people start life with a bit of a disadvantage. Just trying to do as much and help as much as I can there would be great.”... participated in 2023 and 2024 TwinsFest at Target Field in January.

CAREER HIGHLIGHTS: Versatile player that can play centerfield, second base and shortstop; some third base and some leftfield...2024 will mark third full season in Twins organization after coming over from Toronto in José Berríos trade at 2021 deadline...ranked number nine prospect in Twins organization entering 2024 by *Baseball America*...ranked as 12th-best prospect in Twins system by MLB.com, entering 2023...ranked as the No. 47 prospect in baseball by *Baseball America* and 52nd by MLB.com (second in Twins system) entering the 2022 season...suited up for the American League at the 2021 SiriusXM All-Star Futures Game at Coors Field; went 1-for-1 with an RBI and a walk after entering the game as a sub.

2023:

- Was in Twins spring training as non-roster invite for second straight season but did not play due to a sprained UCL in right elbow...reassigned to minor league camp on March 7 and began season on Triple-A St. Paul's 7-day Injured List with a right elbow sprain.
- Played eight games on rehab assignment with FCL Twins and Low-A Fort Myers and reinstated on July 3.
- Reached base in season-long 23-straight games from July 30-August 30, slashing .359/.485/.577 in that span.
- Named Twins minor league Player of the Week on August 20, hitting .353 (6-for-17) with three home runs, nine RBI, an .882 slugging percentage and a 1.304 OPS for the Saints.
- Stole season-high two bases three times on season: August 2 at Columbus, August 26 at Omaha and September 16 at Iowa.
- Was successful in season-high seven consecutive stolen base attempts from August 23-September 16.
- Drew three walks in consecutive games on September 14 and 15 at Iowa...finished August with 17 walks in 100 plate appearances (.460 OBP).
- Named Twins minor league Player of the Month for August, hitting .329 (26-for-79) with five doubles, four home runs, 15 RBI, 18 runs scored, 11 stolen bases (13 chances), a .460 on-base percentage, a .544 slugging percentage and a 1.004 OPS in 23 games for the Saints.
- In final 49 games from July 19-end of season, hit .289 (48-for-166) with eight doubles, six home runs, 27 RBI, 30 runs scored and an .861 OPS.
- Played 35 games (33 starts) at second base for Saints, 12 games (all starts) in leftfield and 11 games (10 starts) in centerfield.
- Hit .268 (49-for-183) with an .819 OPS vs. right-handed pitching and .229 (11-for-48) with a .627 OPS vs. left-handed pitching.
- Ranked third on Saints in stolen bases (16).
- Named by *Baseball America* as having the best strike-zone discipline in the Twins system.
- Added to Twins' 40-man roster on November 14.
- Ranked number nine prospect in Twins organization entering 2024 by *Baseball America*.

2022: Was in Twins spring training as a non-roster invite for the first time in career...reassigned to minor league camp March 26 and began season with Double-A Wichita...stole career-high four bases in four chances April 15 at Northwest Arkansas...reached safely five times in six plate appearances April 16 at Northwest Arkansas, going 3-for-4 with two walks...reached safely in season-long 13-straight games for Wind Surge from May 8-24 (.419 on-base percentage)...reached safely nine times in 10 plate appearances over two games from June 28-29 at Springfield, including a season-high tying five times on June 29 (3 hits, 2 walks)...placed on 7-day Injured List July 5 with a left elbow sprain...played in two games on rehab assignment with FCL Twins and reinstated on August 17...stole three bases in three chances August 23 at Frisco...drew multiple walks in a game 11 times on season, including a season-high of three done three times: April 15 at Northwest Arkansas, June 28 at Springfield and September 27 vs. Frisco...hit .245 (61-for-249) with a .325 slugging percentage vs. right-handed pitching, compared to .232 (22-for-95) with a .295 slugging percentage vs. left-handed pitching...played 70 games (67 starts) at shortstop for the Wind Surge, seven games (all starts) at second base, seven games (all starts) in centerfield, and one start in both left and rightfield...ranked second on Wind Surge in stolen bases (34), third in walks (47) and games (90), and fourth in hits (81) and runs scored (59)...ranked fifth in Texas League in stolen bases (34)...caught

stealing just five times on season for an 87.2 success rate...played for Glendale in the Arizona Fall League, hitting .374 (31-for-83) with six doubles, one home run, 11 RBI, and a .936 OPS...named AFL Hitter of the Week from October 10-15, slashing .611/.619/.889 with a 1.508 OPS, 15 total bases and two steals...played 12 games at shortstop and five games in centerfield while at the AFL...ranked as 12th-best prospect in Twins system by MLB.com, entering 2023.

2021: Listed by *Baseball America* as Toronto's second-best prospect and MLB's 19th-overall prospect heading into the 2021 season...ranked 22nd overall by MLB Pipeline...was an invite to Toronto's spring training...reassigned to minor league camp and began season at Double-A New Hampshire...recorded season-high five hits (6 at-bats) June 19 vs. Hartford while playing for New Hampshire, including two doubles and four RBI...placed on 7-day Injured List with a concussion June 25; reinstated July 2...played for the American League Team in the SiriusXM Futures Game July 11 at Coors Field...entered the game late and went 1-for-1 with a single, a walk and one RBI...acquired by Minnesota via trade along with right-handed pitcher Simeon Woods Richardson, in exchange for right-handed pitcher José Berrios at the trade deadline July 30...reached base in 17-straight games between New Hampshire and Wichita from July 16-August 11, posting a .557 on-base percentage in that span (20 hits, 16 walks)...combined to hit .270 (89-for-330) with 18 doubles, two triples, five home runs, 34 RBI, 67 runs scored, 60 walks, 14 stolen bases, a .414 on-base percentage and a .796 OPS between New Hampshire and Wichita...hit .275 (22-for-80) against left-handed pitching and .269 (67-for-249) against right-handed pitching...played 46 games (all starts) in centerfield and 43 games (42 starts) at shortstop between both clubs...reached base safely in 80 of 93 games played between both clubs...posted a .414 on-base percentage on the season, which would have led all of Double-A had he posted enough plate appearances to qualify...ranked tied for ninth among all Double-A players in walks (60)...ranked by *Baseball America* as top prospect, best strike-zone discipline and best defensive outfielder in Twins organization following season...ranked 52nd-best prospect in baseball by MLB.com, entering 2022 and second in Twins system.

2020: Ranked as the second-overall prospect by both MLB Pipeline and *Baseball America* heading into the 2020 First-Year Player Draft...joined Toronto for Summer Camp at Rogers Centre in July...spent the regular season at the club's alternate training site in Dunedin, FL.

AMATEUR CAREER: Played three seasons at Vanderbilt University from 2018-20...hit .377 (20-for-53) with six doubles, three home runs and 11 RBI over 16 games in the shortened 2020 college season...posted a .507 on-base percentage as he drew 10 walks and was hit by a pitch five times while striking out just twice...hit .392 with a .507 on-base percentage in his junior year in 2019 for the Commodores...part of Vanderbilt's College World Series championship team in 2019, a season in which he led all NCAA Division I batters in runs (87), while topping the Southeastern Conference in batting average (.392) and on-base percentage (.486)...his 87 runs scored set a Vanderbilt single-season record...named to the 2019 All-SEC First Team and the SEC All-Defensive Team...a year earlier, claimed 2018 Collegiate Baseball Freshman All-America honors.

PROFESSIONAL: Selected by Toronto in the first round (5th overall) in the 2020 First-Year Player Draft; signed by Blue Jays scout Nate Murrie...originally selected by Cleveland in the 37th round in 2017 but did not sign.

MARTIN'S PLAYING RECORD

YEAR	CLUB	AVG	G	AB	R	H	2B	3B	HR	RBI	SH	SF	HBP	BB	SO	SB	CS	OBP	OPS
2020																			
SPENT SEASON AT TORONTO'S ALTERNATE TRAINING SITE																			
2021	New Hampshire	.281	56	196	43	55	10	2	2	16	0	3	14	37	53	9	3	.424	.807
	Wichita	.254	37	134	24	34	8	0	3	19	0	1	10	23	30	5	1	.399	.779
2022	FCL Twins	.250	2	8	1	2	1	0	0	3	0	0	2	1	1	1	1	.400	.775
	Wichita	.241	90	336	59	81	13	3	2	32	0	2	21	47	54	34	5	.367	.683
2023	FCL Twins	.429	3	7	2	3	0	0	1	1	0	0	1	2	1	2	0	.600	1.457
	Fort Myers	.158	5	19	0	3	0	0	0	1	0	0	1	2	1	0	0	.200	.358
	St. Paul	.263	59	205	33	54	11	0	6	28	1	3	7	36	43	16	4	.387	.791
Minor League Totals		.256	252	905	162	232	43	5	14	100	1	9	53	148	184	68	14	.377	.750

MARTIN'S PROFESSIONAL INJURED LIST HISTORY

DATES	INJURY	LEVEL
March 31-July 3, 2023	Right Elbow Sprain	Triple-A St. Paul
July 5-August 17, 2022	Left Elbow Sprain	Double-A Wichita
June 25-July 2, 2021	Concussion	Double-A New Hampshire

TWINS LONGEST GAMES BY TIME

9-INNING GAME

4:19 - July 23, 2017 vs. Detroit
 4:11 - July 23, 2016 at Boston
 4:10 - August 24, 2014 vs. Detroit
 4:09 - August 24, 2021 at Boston
 4:08 - April 9, 2019 at New York-NL
 4:05 - July 25, 1987 at Toronto
 4:07 - August 8, 2021 at Houston
 4:05 - September 22, 2019 vs. Kansas City
 4:05 - August 24, 2021 at Chicago-NL
 4:03 - July 28, 2021 vs. Detroit
 4:02 - July 21, 2019 vs. Oakland
 4:01 - August 3, 2014 at Chicago-AL
 4:00 - June 4, 1992 at Texas
 4:00 - May 26, 1993 at Oakland
 4:00 - April 22, 2017 vs. Detroit
 4:00 - April 27, 2018 vs. Cincinnati
 4:00 - June 16, 2019 vs. Kansas City
 4:00 - April 12, 2022 vs. Los Angeles-NL

EXTRA-INNING GAME

6:26 - May 28, 2017 vs. Tampa Bay (15 innings)
 5:56 - April 24, 2016 at Washington (16 innings)
 5:47 - May 12, 1972 vs. Milwaukee (22 innings)
 5:45 - May 17, 2002 at New York-AL (14 innings)
 5:45 - June 18, 2019 vs. Boston (17 innings)
 5:42 - June 27, 2019 vs. Tampa Bay (18 innings)
 5:40 - August 9, 1967 vs. Washington (20 innings)
 5:24 - September 17, 2022 vs. Cleveland (15 innings)
 5:17 - September 6, 1969 at Oakland (18 innings)
 5:13 - April 18, 2018 vs. Cleveland (16 innings)
 5:11 - May 1, 2014 (2) vs. Los Angeles-AL (12 innings)
 5:09 - August 16, 2005 at Chicago-AL (16 innings)
 5:07 - July 3, 2009 vs. Detroit (16 innings)
 5:03 - July 23, 2019 vs. New York-AL (10 innings)



64

JOSE MIRANDA

IF

H/W: 6-2/222 **B/T:** R/R
OPENING DAY AGE: 25
BORN: 6/29/1998 in Vega Alta, PR
RESIDES: Vega Alta, PR

ACQUIRED: Lottery Round B (73rd overall), 2016 MLB Draft
M.L. SERVICE: 1 year, 118 days
OPTIONS USED: 2 of 3
CONTRACT STATUS: Signed thru 2024

PERSONAL: Jose Francisco Miranda Palacios...daughter, Valentina...Valentina is a big fan of the movie "Encanto", whose music was written by Jose's cousin Lin-Manuel Miranda, best known as the creator of "Hamilton"...ranked as the 113th-best prospect from Puerto Rico in the 2016 MLB First-Year Player Draft by *Baseball America*...was a member of the Team Puerto Rico squad that won a gold medal at the U14 World Championships and a gold medal at the U16 World Championships...won back-to-back MVP awards as a member of the USSSA Elite World Series Championship teams...recognized as the Rookie of the Year at the Liga de Béisbol Juvenil Double-A de Puerto Rico (Double-A Youth Baseball League of Puerto Rico) in 2014...in 2015, was named the champion bat at the Double-A Youth League with a batting average of .664...went on 2023 Twins Winter Caravan, visiting Minneapolis' Southside Village Boys & Girls Club, as well as St. Cloud, MN and Fargo, ND...participated in 2023 and 2024 TwinsFest at Target Field in January.

CAREER HIGHLIGHTS: Came up through system primarily as third baseman but has worked first base into repertoire...selected to play for Team Puerto Rico in the 2023 World Baseball Classic but did not play, remaining in Twins camp with sore throwing shoulder...named AL Rookie of the Month in July 2022...named to 2022 *Baseball Digest* MLB All-Rookie Team...made major league debut on May 2, 2022 at Baltimore...recorded first major league hit on May 3, 2022 at Baltimore, doubling off Bruce Zimmermann...hit first major league home run on May 6, 2022 vs. Oakland, off Zach Logue...ranked as third-best prospect (95th in baseball) in Twins organization per MLB.com entering 2022...also ranked as 90th-best prospect in baseball per *Baseball America*...named winner of 2021 Sherry Robertson Award as Twins Minor League Player of the Year...hit 30 home runs in 2021, tops among Twins minor leaguers; first Twins minor leaguer to hit 30 since Daniel Palka in 2016 (34 HR)...also became first Twins minor leaguer with at least 30 doubles and 30 homers since Adam Brett Walker (31 2B, 31 HR) in 2015...was a 2021 *Baseball America* Minor League All-Star...named MiLB.com organization All-Star in 2017 and 2018...was Appalachian League Postseason All-Star in 2017.

POSTSEASON CAREER: Has never appeared at major league level.

2023:

- Was planning on playing for Team Puerto Rico in the World Baseball Classic but had to withdraw after dealing with a sore right shoulder during spring training...the injury kept him from playing in the field but recorded at-bats as designated hitter for Twins exhibition games.
- Made Twins Opening Day roster for first time in career and was club's Opening Day third baseman on March 30 at Kansas City, batting fifth and going 0-for-3 with two walks.
- Hit first and second home run of season on April 26 vs. New York-AL, the second multi-homer game of career.
- Reached base safely in season-long six-straight games with Twins from April 19-24.
- Optioned to Triple-A St. Paul on May 10.
- Hit .305 (25-for-82) with an .849 OPS in 20 games for the Saints from June 4-30 and was recalled by Minnesota on July 2 (Royce Lewis - IL).
- Played in three games for Twins and was placed on 10-day Injured List on July 15 with right shoulder impingement...transferred to 60-day IL on September 1 and did not return.
- Combined to hit .234 (71-for-303) with 10 doubles, one triple, six home runs, 36 RBI, 36 runs scored, .297 on-base percentage and a .333 slugging percentage in 79 games between St. Paul and Minnesota.

2022: Was in Twins spring training for second-straight season after being added to 40-man roster in November 2021...optioned to Triple-A St. Paul March 30...played in 21 games for the Saints from April 5-30, hitting .256 (22-for-86) with a .737 OPS...hit .300 (15-for-50) with an .871 OPS in his final 13 games prior to recall...recalled by Minnesota May 2 (Miguel Sanó - IL)...made major league debut May 2 at Baltimore, going 0-for-4, starting at third base and batting sixth...recorded first major league hit May 3 at Baltimore, doubling off Bruce Zimmermann; also recorded first career RBI on the play...hit first career home run May 6 vs. Oakland, a solo shot off Zach Logue...hit just .164 (11-for-67) with a .484 OPS in first 19 career games and was optioned back to St. Paul May 29 but did not play for Saints, because he was recalled by Minnesota the next day when Royce Lewis landed on the Injured List...stayed with Twins the rest of season and hit .286 (108-for-377) with a .797 OPS in 106 games...had first career two-homer game June 3 at Toronto...recorded first career walk-off with a ninth-inning single July 2 vs. Baltimore, off future teammate Jorge López...recorded second career walk-off 11 days later July 13 vs. Milwaukee,

CAREER HIGHS

Hits: 3, 10x, last 4/7/23 vs. HOU
RBI: 3, 7x, last 4/26/23 vs. NYY
HR: 2, 2x, last 4/26/23 vs. NYY
GS: --
SB: 1, 8/3/22 vs. DET
Hit-Strike: 7, 6/27-7/2/22

WALK-OFF HITS/PA

7/2/22 vs. BAL (1B)
7/13/22 vs. MIL (HR)

MULTI-HR GAMES

6/3/22 at TOR
4/26/23 vs. NYY



MY SHOT

Jose is cousins with American songwriter and actor Lin-Manuel Miranda - the creator of the Broadway play *Hamilton*. The two connect every so often, particularly when the Twins visit New York. In September of 2022, when a Twins-Yankees game was postponed due to rain, Jose had dinner with Lin-Manuel and family members that night. Jose then homered the next day at Yankee Stadium. In 2023, when the Twins visited Yankee Stadium again in April, Lin-Manuel came to the visiting clubhouse to see Jose and meet his teammates and coaches, while taking pictures with several members of the traveling party.

hitting a three-run homer off Josh Hader, capping a 4-1 Twins victory...recorded three consecutive three-hit games from July 24-27, the first Twins rookie with a streak of three-or-more games with three-plus hits since Danny Valencia did it in four straight from July 24-27, 2010 (3, 3, 4, 4)... named American League Rookie of the Month for July, hitting .353/.405/.603 with 13 runs scored, 24 hits, two doubles, five home runs and 19 RBI over 20 games played...hit .426 with 20 hits during a 13-game span from July 5-27, scoring 10 runs with six extra-base hits and 15 RBI during the stretch...among AL players in July, he finished fifth in batting average, tied for fifth in RBI, eighth in OPS, ninth in slugging and 12th in on-base percentage...his .353 average in July was the second highest for a Twins rookie in July, trailing only Tony Oliva's 1964 July average of .357...he became the first Twins rookie with a July OPS over 1.000 in club history (minimum 70 PA)...marked just the 10th time in club history for a rookie to have OPS over 1.000 in any month (minimum 70 PA): Kent Hrbek (April 1982 - 1.102), Rich Rollins (April 1962 - 1.059), Tony Oliva (May 1964 - 1.136), Jimmie Hall (June 1963 - 1.042), Hall (August 1963 - 1.114), Matt Lawton (August 1996 - 1.016), Miguel Sanó (August 2015 - 1.006), Chris Parmelee (September 2011 - 1.035) and Dave Engle (September 1981 - 1.002)...recorded first career stolen base August 3 vs. Detroit, off Tucker Barnhart and Derek Law...had dinner with famed cousin Lin-Manuel Miranda and family members after game was postponed September 6 at New York-AL...homered the next day in game one of the doubleheader at Yankee Stadium...recorded multiple hits in four-straight games (3, 2, 3, 2) from September 24-28, tied for longest streak by a Twin on season...hit .275 (36-for-131) with nine home runs and an .821 OPS vs. left-handed pitching, compared to .265 (83-for-313) with six home runs and a .721 OPS vs. right-handed pitching for Twins...played 77 games (69 starts) at first base and 34 games (27 starts) at third base...made just three errors at each position, posting a .994 fielding percentage at first base and a .951 fielding percentage at third base...ranked third among AL rookies in batting average (.268), RBI (66), OPS+ (115.0) and on-base percentage (.325), fourth in slugging percentage (.426), and fifth in home runs (15), walks (28), and hits (119) — minimum 400 at-bats...one of four rookies in club history (since 1961) with at least 100 hits, 25 doubles, 15 home runs, 60 RBI and 25 walks in rookie season, joining Tony Oliva (1964), Gary Gaetti (1982) and Marty Cordova (1995)...led Twins in RBI with 66, becoming third rookie in club history to lead team in RBI, joining Bobby Darwin (80 in 1972) and Kent Hrbek (92 in 1982)...also finished ninth in club history for RBI among rookies...finished tied for 11th in club history in home runs for a rookie with 15, the most since Max Kepler hit 17 in 2016...named to MLB.com/MLB Pipeline's 2022 All-Rookie Second Team...named first baseman on *Baseball Digest* MLB Rookie All-Star Team...selected to play for Team Puerto Rico in the 2023 World Baseball Classic, marking first career selection.

MISC. ON MIRANDA

- Favorite pizza topping: Bacon
- Favorite cartoon growing up: Teen Titans
- Go-to breakfast: Scrambled eggs with ham, cheese and mushrooms
- Favorite workout: Everything, legs or upper body
- Hidden talent: Singing in the shower
- Best subject in school: Math
- Favorite charitable cause: Anything with kids, particularly childhood cancer

2021: Joined Twins for 2021 spring training as a non-roster depth camp player...batted .267 (4-for-15) with one double, one homer, one RBI, two walks, two runs scored and a .353 on-base percentage in 14 spring games...began the minor league season with Double-A Wichita...hit .345 (67-for-194) with eight doubles, 13 homers, 38 RBI, 17 walks and 36 runs scored in 47 games for the Wind Surge...named Twins minor league Player of the Week thrice with Wichita, May 9, June 6 and June 27...promoted to Triple-A St. Paul June 28, finishing the season with Saints...went 5-for-6 with one double, three home runs, six RBI and four runs scored in his Triple-A debut June 29...set a single-game career high in homers and matched his career high in RBI in that game...named Twins minor league Player of the Week July 4, after hitting .407 (11-for-27) with two doubles, four homers, 11 RBI and a 1.219 OPS for Wichita and St. Paul during the week...hit safely in a career-best 14-straight games from August 20 to the first game September 5...batted .323 (20-for-62) with two doubles, one home run, eight RBI, five walks and seven runs scored in that span...hit .343 (117-for-341) with 24 doubles, 17 home runs, 56 RBI, 25 walks and 61 runs scored in 80 games for the Saints, from June 29 to the end of the season...recorded three multi-homer games on the season: May 7 at Springfield (2 HR), June 20 vs. Springfield (2 HR) and June 29 vs. Omaha (3 HR)...combined to hit .344 (184-for-535) with 32 doubles, 30 homers, 94 RBI, 42 walks and 97 runs scored in 127 games...led Twins system in games played, plate appearances, at-bats, hits, runs scored, doubles, home runs and RBI...also tied for fifth among all minor leaguers in RBI...became the first Twins farmhand with at least 30 homers in a season since Daniel Palka in 2016 (34 HR)...also was the first Twins minor league hitter with at least 30 doubles and at least 30 homers in a season since Adam Brett Walker (31 2B, 31 HR) in 2015...named third baseman on Twins MiLB.com organizational All-Star team...also MiLB.com Player of the Year...named recipient of Sherry Robertson Award as Twins minor league Player of the Year...also named to the 2021 *Baseball America* Minor League All-Star team at second base...named by *Baseball America* as fifth-best prospect, best hitter for average and best power hitter in Twins system following season...added to Twins 40-man roster on November 19...ranked 95th-best prospect in baseball by MLB.com, entering 2022 and third in Twins system.

2020: The 2020 minor league season was cancelled due to COVID-19 and was not part of the Twins' 60-man player pool...played for Criollos de Caguas in the Puerto Rican Winter League, hitting .302 (16-for-53) with six doubles, 10 runs scored, one home run and eight RBI in 15 games...named PWL Rookie of the Year for his performance...represented Puerto Rico in the 2020-21 Caribbean Series, appearing in five games.

2019: Split the season between High-A Fort Myers and Double-A Pensacola, hitting .252 (112-for-445) with 26 doubles, one triple, eight home runs, 55 RBI, 24 walks and a .671 OPS in 119 games.

2018: Split the season between Low-A Cedar Rapids and High-A Fort Myers, played in 131 games and hit .264 (133-for-503) with 27 doubles, one triple, 16 home runs and 31 walks...16 home runs and 82 RBI set new career highs...named Midwest League Player of the Week on July 15, after batting .462 (12-for-26) with two doubles, two home runs, nine RBI, a .500 on-base percentage and a 1.269 OPS in six games that week...following the season, was named a Twins MiLB.com organization All-Star.

2017: Spent entire season with Rookie-Elizabethton...tied for Appalachian League lead with 11 home runs...posted a 10.29 plate appearance-per-strikeout rate, third best in the Appy League and his 1/20.27 home run-to-at-bat ratio was second best in Appy League...named an Appy League Postseason All-Star and a Twins MiLB.com organization All-Star.

2016: Made professional debut June 24 for Rookie GCL Twins, after being selected by the Twins in Lottery Round B of the 2016 First-Year Player Draft...recorded first career hit, a single off the GCL Orioles' Parker Bridwell, June 29 and hit first career home run July 27, off the GCL Orioles' Joe Johnson.

PROFESSIONAL: Selected by the Twins in Lottery Round B (73rd overall) of 2016 First-Year Player Draft out of Leadership Christian Academy in Puerto Rico; signed by scout Freddie Thon.

RAISED BY WOLVES

Jose is a big NBA/basketball fan and attended his first Minnesota Timberwolves playoff game on April 23 of last season - Game 4 at the Target Center. It was the only game the Wolves won in the best of 7 series against the eventual World Champion Denver Nuggets. Jose got tickets in the first row behind the Nuggets bench and was blown away by how big and fast the players were - particularly reigning MVP Nikola Jokic.

MIRANDA'S PLAYING RECORD

YEAR	CLUB	AVG	G	AB	R	H	2B	3B	HR	RBI	SH	SF	HBP	BB	SO	SB	CS	OBP	OPS
2016	GCL Twins	.227	55	185	14	42	7	1	1	20	2	3	4	19	36	4	5	.308	.600
2017	Elizabethton	.283	54	223	43	63	8	2	11	43	0	3	5	16	24	2	3	.340	.824
2018	Cedar Rapids	.277	104	401	52	111	22	1	13	72	0	6	6	26	51	0	1	.326	.760
	Fort Myers	.216	27	102	9	22	5	0	3	10	0	0	6	5	11	0	2	.292	.645
2019	Fort Myers	.248	118	440	48	109	25	1	8	55	0	4	10	24	54	0	0	.299	.663
	Pensacola	.600	1	1	5	1	3	1	0	0	0	0	0	0	0	0	0	.600	1.400
2020		NO SEASON - DID NOT PLAY																	
2021	Wichita	.345	47	194	36	67	8	0	13	38	0	2	5	17	25	4	2	.408	.996
	St. Paul	.343	80	341	61	117	24	0	17	56	0	1	6	25	49	0	2	.397	.960
2022	St. Paul	.256	21	86	10	22	10	0	2	12	0	3	1	5	14	0	0	.295	.737
	MINNESOTA	.268	125	444	45	119	25	0	15	66	0	1	10	28	91	1	1	.325	.751
2023	St. Paul	.255	39	161	24	41	6	1	3	23	0	2	3	15	29	2	0	.326	.686
	MINNESOTA	.211	40	142	12	30	4	0	3	13	0	0	1	9	24	0	0	.263	.566
	Minor League Totals	.279	546	2138	298	597	116	6	71	329	2	24	46	152	293	12	15	.337	.776
	Major League Totals	.254	165	586	57	149	29	0	18	79	0	1	11	37	115	1	1	.310	.706

MIRANDA'S CAREER FIELDING RECORD

POSITION	PCT	G	PO	A	E	TC	DP	PB
First Base	.994	79	508	28	3	539	46	—
Third Base	.945	72	35	103	8	146	10	—
Totals	.984	151	543	131	11	685	56	—

MIRANDA'S PROFESSIONAL INJURED LIST HISTORY

DATES	INJURY	LEVEL
July 15-end of 2023 season.....	Right Shoulder Impingement	Minnesota

TWINS YEARLY PINCH-HIT LEADERS

YEAR	PLAYER	PINCH-HITS	YEAR	PLAYER	PINCH-HITS	YEAR	PLAYER	PINCH-HITS
1961	Julio Becquer	11	1983	Dave Engle.....	6	2003	Justin Morneau	5
1962	Don Mincher.....	9	1984	Darrell Brown.....	10	2004	Jose Offerman.....	12
1963	Jimmie Hall.....	5	1985	Roy Smalley.....	7	2005	Lew Ford	4
1964	Frank Kostr.....	10	1986	Randy Bush.....	13		Michael Ryan	4
1965	Sandy Valdespino	10	1987	Randy Bush.....	7	2006	3 tied.....	2
1966	Rich Rollins.....	8	1988	Randy Bush.....	6	2007	Jason Tyner.....	5
1967	Rich Reese.....	13		John Moses.....	6	2008	Jason Kubel.....	6
1968	Rich Rollins.....	8	1989	Carmelo Castillo.....	8	2009	Jose G. Morales.....	6
1969	Rick Renick.....	8		John Moses.....	8	2010	Jim Thome.....	7
1970	Charlie Manuel.....	9	1990	Shane Mack.....	7	2011	Ben Revere.....	3
1971	Steve Braun.....	7		John Moses.....	7		Jim Thome.....	3
1972	Charlie Manuel.....	7	1991	Randy Bush.....	13	2012	4 tied.....	2
	Jim Nettles.....	7	1992	Randy Bush.....	9	2013	3 tied.....	2
1973	Jim Holt.....	5	1993	Chip Hale.....	7	2014	Chris Parmelee.....	5
1974	Harmon Killebrew.....	12	1994	Chip Hale.....	11	2015	Shane Robinson.....	3
1975	Danny Walton.....	7	1995	Chip Hale.....	14	2016	Eduardo Escobar.....	3
1976	Tony Oliva.....	7	1996	Chip Hale.....	19	2017	Kennys Vargas.....	4
1977	Craig Kusick.....	10	1997	Greg Myers.....	7	2018	Mitch Garver.....	4
1978	Jose M. Morales.....	14	1998	Alex Ochoa.....	5	2019	Ehire Adrianza.....	4
1979	Jose M. Morales.....	9	1999	Corey Koskie.....	6	2020	Mitch Garver.....	2
1980	Jose M. Morales.....	13	2000	Midre Cummings.....	11	2021	Trevor Larnach.....	3
1981	Glenn Adams.....	6	2001	Jacque Jones.....	5	2022	Kyle Garlick.....	4
1982	Jesús Vega.....	5	2002	Bobby Kieley.....	8	2023	Donovan Solano.....	8



71

JOVANI MORÁN

NON-ROSTER INVITE

LHP

H/W: 6-1/195 **B/T:** L/L
OPENING DAY AGE: 26
BORN: 4/24/1997 in Mayaguez, PR
RESIDES: Sabana Grande, PR

ACQUIRED: 7th RD, 2015 MLB Draft
M.L. SERVICE: 1 year, 90 days
OPTIONS USED: 2 of 3
CONTRACT STATUS: Signed thru 2024

PERSONAL: Jovani Morán Moreno (joe-vah-nee mo-ran)...X: @JovaniPG...Instagram: @jmoran4240...was rated as the second-best prospect out of Puerto Rico, and the 300th overall prospect, by *Baseball America* entering the 2015 Draft...attended the Carlos Beltrán Baseball Academy in Puerto Rico and was recruited to play at the University of South Florida...has a cat...his favorite Puerto Rican foods are rice, pigeon beans and pork...if he wasn't a baseball player, would have become an electrical mechanic...participated in 2023 TwinsFest at Target Field in January...his favorite food to make is Mofongo with shrimp, which is a Puerto Rican plantain dish...if he had to choose another career, he would be an athletic trainer.

CAREER HIGHLIGHTS: Pitched for Team Puerto Rico in the 2023 World Baseball Classic...earned first career save June 5, 2022 at Toronto...posted 11.95 K/9.0 IP ratio in 2022, setting a Twins rookie record, also 11th best in club history among all pitchers...ranked as 24th-best prospect in Twins system by MLB.com, entering 2022...made major league debut September 12, 2021 vs. Kansas City, tossing 1.1 scoreless innings (2 H, 2 BB, 2 K)...entered in the fifth and fanned Nicky Lopez for his first career strikeout.

POSTSEASON CAREER: Has not appeared at major league level.

2023:

- ✦ Pitched for Team Puerto Rico during World Baseball Classic for first time in career...appeared in three games and went 1-0, 3.38 ERA (2.2 IP, 1 ER) with one hit allowed, two walks and five strikeouts.
- ✦ Made Opening Day roster for first time in career and spent first four months in bullpen with Twins.
- ✦ Allowed two home runs in first three appearances from April 2-8, but then posted a homerless streak of 32.2 innings in next 31 appearances from April 10-July 7.
- ✦ Became one of club's primary set-up men from early May to early June, posting an ERA of 1.26 (14.1 IP, 2 ER) with seven holds, five walks and 16 strikeouts from May 4-June 11.
- ✦ Posted 8.2-scoreless inning streak from May 16-June 3, the longest of career...finished May with a 1.50 ERA (12.0 IP, 2 ER) with 13 strikeouts in 12 games.
- ✦ Earned first major league win on June 21 vs. Boston, pitching 1.0 scoreless inning with no hits allowed, one walk and two strikeouts in a Twins 5-4 victory.
- ✦ Posted an 8.22 ERA (15.1 IP, 14 ER) in 18 appearances from June 15-August 5 and was optioned to Triple-A St. Paul on August 6.
- ✦ Placed on 7-day Injured List with St. Paul on August 31 with a left forearm strain and did not pitch again...recalled by Minnesota and placed on 60-day IL to get Chris Paddock back on 40-man roster on September 24.
- ✦ Posted career highs with Minnesota in games (43), innings pitched (42.1) and holds (9).
- ✦ Allowed just five of his 25 inherited runners to score for a 20.0 IRS%, the best on the Twins (min. 20 IR).
- ✦ Held left-handed hitters to a .190 batting average with a .562 OPS and one extra-base hit for Minnesota, while right-handers hit .247 with a .755 OPS and eight extra-base hits.
- ✦ Combined to go 2-2, 4.62 ERA (50.2 IP, 26 ER) with 36 walks, 56 strikeouts and a .227 opponent batting average in 49 games between St. Paul and Minnesota.
- ✦ Was not tendered a contract by Minnesota on November 17, but re-signed with Twins on a two-year minor league contract on November 18.

2022: Was in Twins spring training for first time in career and optioned to Triple-A St. Paul April 3...began season with Saints and struck out 14 batters in 7.1 innings pitched over first six appearances from April 6-28...recalled by Minnesota May 2, one of five different stints with the Twins during season...12 of his first 15 appearances with Minnesota were scoreless from May 4-July 17, posting a 0.96 ERA (18.2 IP, 2 ER) in that span...each of his first six appearances were scoreless with Twins from May 4-June 6 (6.2 IP)...earned first career save June 5 at Toronto, pitching 0.1 innings in a Twins 8-6 victory...set career-highs in innings pitched (3.0) and strikeouts (5) August 31 vs. Boston...struck out at least one batter in 24 of 31 games and multiple batters in 18 games with Twins...did not allow a home run on season (40.2 IP)...yet to allow a home run in career (36 games, 48.2 IP)...posted a 49.7% whiff rate on his changeup, while holding opponents to a .101 batting average on that pitch...posted a 11.95 strikeouts-per-9.0 innings pitched ratio, ranking 14th among AL relievers...that figure also set a Twins rookie record and is 11th-best in club history among all relievers...combined to go 1-3, 3.62 ERA (64.2 IP, 26 ER) with 32 walks, 97 strikeouts, a .208 opponent batting average and a .603 opponent OPS in 51 games between St. Paul and Minnesota...selected to pitch for Team Puerto Rico in the 2023 World Baseball Classic, marking first career selection.

CAREER HIGHS

IP: 3.0, 8/31/22 vs. BOS
Walks: 4, 9/18/21 at TOR
SO: 5, 8/31/22 vs. BOS
CG: --
Low-Hit CG: --
Win-Streak: 2, 6/21/23-present



2021: Began the year with Double-A Wichita, going 2-1, 1.91 ERA (37.2 IP, 8 ER), 14 walks, 64 strikeouts and a .112 opponent batting average (14-for-125) in 20 games for the Wind Surge...17 of his 20 Double-A outings lasted more than 1.0 inning, including 11 appearances of at least 2.0 innings...promoted to Triple-A St. Paul July 16 and made his first career appearance at that level July 17 vs. Columbus, tossing 2.2 scoreless innings (1 H, 1 BB, 5 K)...matched his career high with six strikeouts in 2.2 innings on August 28 at Toledo...went 2-1, 3.03 ERA (29.2 IP, 10 ER), 18 walks and 45 strikeouts in 15 relief appearances for the Saints...went 4-2, 2.41 ERA (67.1 IP, 18 ER), 32 walks and 109 strikeouts in 35 relief outings between Double-A and Triple-A...his ERA ranked fifth in the Twins' system (minimum 50.0 IP)...had his contract selected by the Twins September 11 and made his major league debut September 12 vs. Kansas City, tossing 1.1 scoreless innings (2 H, 2 BB, 2 K)...entered in the fifth and fanned Nicky Lopez for his first career strikeout...made five appearances for Minnesota, all in relief...entered games once in the fourth inning, twice in the fifth and twice in the sixth...worked a career-high 2.0 innings and recorded a career-best four strikeouts September 25 vs. Toronto...named reliever on Twins MiLB.com organizational All-Star team...ended the season ranked as the 24th-best prospect in the Twins' system, per MLB.com.

2020: Did not play in a professional game, as the minor league season was cancelled due to COVID-19.

2019: Split the season between GCL Twins and Double-A Pensacola, going 2-2 with a 4.54 ERA (37.2 IP, 19 ER), 25 walks and 55 strikeouts in 23 games as a reliever...spent the bulk of the year with the Blue Wahoos, going 2-2 with a 4.98 ERA (34.1 IP, 19 ER), 23 walks and 50 strikeouts...was on the 7-day Injured List twice (May 6-22, May 27-July 15) and appeared in three games on rehab assignment with the GCL Twins (3.1 IP, 2 H, 2 BB, 5 K)...struck out a season-high-tying five batters in a season-high 3.0 innings in relief on August 18 at Mississippi...following the minor league season, pitched for Salt River in the Arizona Fall League, going 0-1 with a 7.00 ERA (9.0 IP, 7 ER), 12 walks and 14 strikeouts in nine relief appearances.

2018: Spent the season with Low-A Cedar Rapids and High-A Fort Myers, going 9-3 with a 2.25 ERA (76.0 IP, 29 ER), 35 walks and 107 strikeouts in 37 games (1 start)...his 2.25 ERA ranked third in the organization (min. 50.0 IP) and his 107 strikeouts tied for eighth most...began the year with Cedar Rapids and was promoted to Fort Myers on July 11...earned the win in his first game with Fort Myers on July 11 (2.2 IP, 1 H, 0 R, 0 BB, 3 K).

2017: Spent entire season with Rookie-Elizabethton, going 3-1 with a 0.36 ERA (24.2 IP, 1 ER), six walks and 45 strikeouts in 11 relief appearances...earned first career win on June 30 at Kingsport (3.2 IP, 1 H, 4 K)...both of the runs he allowed (1 ER) occurred in the same game, on August 22...permitted 18 base runners and held opposing hitters to a .145 (12-for-83) batting average...fanned a career-high six batters twice, on June 25 vs. Pulaski and July 7 vs. Johnson City...retired all 12 batters he faced, striking out seven, while earning the save in both of his two playoff appearances.

2016: Missed the entire season recovering from left elbow surgery.

2015: Went 0-2 with a 4.12 ERA (19.2 IP, 9 ER), nine walks and 17 strikeouts in six starts for the Rookie GCL Twins in his first professional outings...made his pro debut on July 30, allowing two runs in 0.2 innings (2 BB, 1 K)...five of his six starts lasted at least 3.0 innings, with the lone exception being his pro debut...worked a career-high 5.0 innings on August 28 vs. the GCL Red Sox.

PROFESSIONAL: Selected by the Twins in the seventh round of the 2015 First-Year Player Draft out of the Carlos Beltrán Baseball Academy in Puerto Rico; signed by scout Freddie Thon.

MORÁN'S PITCHING RECORD

YEAR	CLUB	W-L	ERA	G	GS	CG	SH	SV	IP	H	R	ER	HR	HB	BB	SO	WP	K/9	BAA
2015	GCL Twins	0-2	4.12	6	6	0	0	0	19.2	16	9	9	0	1	9	17	2	7.8	.219
2016	GCL Twins	DID NOT PLAY - INJURED (left elbow surgery)																	
2017	Elizabethton	3-1	0.36	11	0	0	0	0	24.2	12	2	1	1	0	6	45	4	16.4	.145
2018	Cedar Rapids	3-2	2.03	22	1	0	0	4	44.1	25	11	10	1	1	27	70	6	14.2	.169
	Fort Myers	6-1	2.56	15	0	0	0	4	31.2	20	10	9	1	3	8	37	2	10.5	.179
2019	GCL Twins	0-0	0.00	3	0	0	0	0	3.1	2	0	0	0	0	2	5	0	14.0	.167
	Pensacola	2-2	4.98	20	0	0	0	0	34.1	27	19	19	3	4	23	50	4	13.1	.220
2020	NO MINOR LEAGUE SEASON - DID NOT PLAY																		
2021	Wichita	2-1	1.91	20	0	0	0	2	37.2	14	8	8	3	0	14	64	1	15.3	.112
	St. Paul	2-1	3.03	15	0	0	0	1	29.2	14	11	10	3	3	18	45	2	13.7	.140
	MINNESOTA	0-0	7.88	5	0	0	0	0	8.0	9	7	7	0	0	7	10	1	11.3	.290
2022	St. Paul	1-2	6.00	20	0	0	0	0	24.0	25	16	16	2	2	14	43	5	16.1	.260
	MINNESOTA	0-1	2.21	31	0	0	0	1	40.2	25	11	10	0	0	18	54	2	12.0	.172
2023	St. Paul	0-0	1.08	6	0	0	0	1	8.1	7	1	1	0	0	9	8	0	8.6	.233
	MINNESOTA	2-2	5.31	43	0	0	0	0	42.1	35	27	25	3	0	27	48	5	10.2	.226
Minor League Totals		19-12	2.90	138	7	0	0	12	257.2	162	87	83	14	14	130	384	26	13.4	.180
Major League Totals		2-3	4.15	79	0	0	0	1	91.0	69	45	42	3	0	52	112	5	11.1	.208

MORÁN'S WORLD BASEBALL CLASSIC RECORD

YEAR	CLUB	W-L	ERA	G	GS	CG	SHO	SV	IP	H	R	ER	HR	HB	BB	SO	WP	K/9	BAA
2023	Puerto Rico	1-0	3.38	3	0	0	0	0	2.2	1	1	1	1	1	2	5	0	16.9	.111

MORÁN'S CAREER FIELDING RECORD

POSITION	PCT	G	PO	A	E	TC	DP	PB
Pitcher	1.000	79	1	10	0	11	2	—

MORÁN'S PROFESSIONAL INJURED LIST HISTORY

DATES	INJURY	LEVEL
August 31-end of 2023 season	Left Forearm Strain	Triple-A St. Paul
May 27-July 15, 2019	Left Shoulder Impingement	Double-A Pensacola
May 6-22, 2019	Right Hamstring Strain	Double-A Pensacola
June 24-October 4, 2016	Left Elbow Surgery	GCL Twins



62

BRIAN O'KEEFE

NON-ROSTER INVITE

C

H/W: 6-1/221 **B/T:** R/R
OPENING DAY AGE: 30
BORN: 7/15/1993 in Albany, NY
RESIDES: Albany, NY

ACQUIRED: Signed as minor league free agent, 2/6/24
M.L. SERVICE: 53 days
OPTIONS USED: 0 of 3
CONTRACT STATUS: Signed thru 2024

PERSONAL: Brian James O'Keefe...resides in Albany, NY...graduated from South Colonie (NY) High School... in his senior season, hit a school record .561 with 12 doubles, 4 home runs and 35 RBI...played college baseball at Saint Joseph's (PA) University where his seventh round selection was the highest draft pick since Jamie Moyer (6th round, 1984, Chicago Cubs)...named First Team All-Atlantic 10 in 2014, scoring a school record 58 runs.

CAREER HIGHLIGHTS: Twins are third organization (St. Louis - 2014-20 & Seattle - 2021-23)...major league debut on October 1, 2022 vs. Oakland...recorded first major league hit on October 1, 2022, singling off JP Sears...named MiLB.com Organization All-Star in 2021...named Pacific Coast League Player of the Week on August 6, 2023.

POSTSEASON CAREER: Has not appeared at major league level.

2023:

- Was an invite to Mariners spring training but started season at Triple-A Tacoma.
- Had two multi-homer games for Triple-A Tacoma: April 2 at Oklahoma City and April 25 at Las Vegas...drove in a season-high five runs on April 2, while also tallying a season-high four hits.
- Hit safely in 11-consecutive games for Rainiers from June 20-July 8 with Triple-A Tacoma, batting .333 (16-for-48) with six doubles, five home runs, 12 RBI and a 1.167 OPS during the streak.
- Had season-best 12-game hitting streak with Tacoma from July 27-August 9, batting .314 (16-for-51) with six doubles, six home runs, 17 RBI and a 1.148 OPS during the streak.
- Earned Pacific Coast League Player of the Week honors after batting .357 (10-for-28) with four runs, five doubles, three home runs and 12 RBI with a 1.236 OPS in six games from August 1-6.
- Had contract purchased by Mariners on August 16...played in eight games for Seattle from August 17-September 11.
- Placed on Paternity List on September 12...reinstated September 15 and optioned to Triple-A Tacoma...finished season with Rainiers, playing in five games in September.

2022: Appeared in two games with Seattle...made his major league debut on October 1 vs. OAK, going 1-for-2 with one walk...singled off JP Sears in fifth inning for first major league hit...spent the majority of the season with Triple-A Tacoma, batting .253 (80x316) with 13 home runs and 40 RBI in 83 games.

2021: Split season between Double-A Arkansas (5/4-7/10) and Triple-A Tacoma (7/11-end of season)...combined to hit .269 (109-for-405) with 58 runs scored, 14 doubles, 1 triple, 24 home runs, 70 RBI...his 24 homers were third-most among Mariners farmhands in 2021.

2020: Did not play in a professional game, as the minor league season was cancelled due to COVID-19.

2019: Hit .229 (69x301) with 36 runs, 9 doubles, 13 home runs, 40 RBI, 37 walks and a .708 OPS (.319 OBP/.389 SLG) in 88 games with Double-A Springfield...made 78 appearances (76 starts) at catcher, posting a .996 fielding percentage (758 TC, 3 E).

2018: Played in 73 games, starting 62 at catcher...on the 7-day IL, August 29 – end of season (right elbow infection).

2017: Spent most of the year with Single-A Peoria, where he appeared in 101 games...also appeared with Single-A Palm Beach (3 G) and Double-A Springfield (1 G)...posted career-highs with 15 home runs and 102 hits...threw out 37.5% (33 CS/88 SB ATT) of attempted base stealers.

2016: Played in career-high 109 games between Single-A Peoria and Single-A Palm Beach.

2015: Reached base safely in 29-of-34 games with Single-A Peoria.

2014: Led New York-Penn League catchers in total chances (453) and putouts (408)...hit his first professional home run on Aug. 6 at Lowell while catching a 6-hit shutout.

PROFESSIONAL: Originally selected by St. Louis in seventh round of 2014 First-Year Player Draft...selected by Seattle in Triple-A phase of Rule 5 Draft from the Cardinals on December 12, 2019...signed a minor league contract with Seattle on December 4, 2021...re-signed a minor league contract with Seattle on December 27, 2022...signed minor league contract with Minnesota on February 6, 2024.

CAREER HIGHS	
Hits:	1, 3x, last 9/9/23
RBI:	2, 8/20/23 at HOU
HR:	--
GS:	--
SB:	--
Hit-Streak:	1, 3x, last 9/9/23
WALK-OFF HITS/PA	
	None
MULTI-HR GAMES	
	None




O'KEEFE'S PLAYING RECORD

YEAR	CLUB	AVG	G	AB	R	H	2B	3B	HR	RBI	SH	SF	HBP	BB	SO	SB	CS	OBP	OPS	
2014	State College	.239	47	155	23	37	8	0	3	17	1	0	15	16	23	2	0	.366	.714	
2015	State College	.143	13	49	2	7	1	0	1	4	0	1	2	1	10	0	3	.189	.413	
	Peoria	.280	34	125	16	35	8	0	5	21	0	2	3	13	31	0	0	.357	.821	
2016	Peoria	.258	101	357	50	92	25	2	13	63	0	4	7	52	78	1	1	.360	.808	
	Palm Beach	.167	8	24	3	4	2	0	0	1	0	0	0	8	5	0	0	.375	.625	
2017	Peoria	.260	97	373	43	97	20	0	15	46	0	3	1	34	89	7	3	.321	.756	
	Palm Beach	.250	3	12	0	3	1	0	0	1	0	0	0	3	0	0	0	.250	.583	
	Springfield	.400	1	5	1	2	1	0	0	1	0	0	0	0	2	0	0	.400	1.000	
2018	Palm Beach	.243	73	243	37	59	23	0	6	44	0	1	4	40	49	0	0	.358	.769	
2019	Springfield	.229	88	301	36	69	9	0	13	40	1	3	4	37	71	1	1	.319	.708	
2020	NO MINOR LEAGUE SEASON - DID NOT PLAY																			
2021	Arkansas	.286	49	189	24	54	7	1	11	40	0	0	2	17	59	3	1	.351	.859	
	Tacoma	.254	56	217	34	55	7	0	13	30	0	0	0	31	72	1	1	.347	.812	
2022	Tacoma	.253	83	316	42	80	19	2	13	40	0	0	4	32	80	1	1	.330	.779	
	SEATTLE	.333	2	3	0	1	0	0	0	0	0	0	0	1	2	0	0	.500	.833	
2023	Tacoma	.238	91	353	63	84	25	0	23	67	0	2	2	46	99	2	3	.328	.832	
	SEATTLE	.105	8	19	0	2	2	0	0	2	0	0	0	2	7	0	0	.191	.401	
Minor League Totals		.249	744	2719	374	678	156	5	116	415	2	16	44	327	671	18	14	.338	.776	
Major League Totals		.136	10	22	0	3	2	0	0	2	0	0	0	3	9	0	0	.227	.467	

O'KEEFE'S CAREER FIELDING RECORD

POSITION	PCT	G	PO	A	E	TC	DP	PB
Catcher	1.000	9	46	1	0	47	0	—

O'KEEFE'S PROFESSIONAL INJURED LIST HISTORY

DATES	INJURY	LEVEL
April 5-26, 2022	Left Hamate Fracture	Triple-A Tacoma
August 28-September 19, 2018	Right Elbow Surgery	Single-A Palm Beach

TWINS POSITION PLAYERS WHO HAVE PITCHED

PLAYER	DATE	OPP	IP	R	ER	BB	SO	P/K	PLAYER	DATE	OPP	IP	R	ER	BB	SO	P/K
Julio Becquer	9-10-61	at KC	1.1	3	3	1	0	N/A	Mitch Garver	8-6-18	at CLE	1.0	1	0	0	0	14/8
César Tovar*	9-22-68	OAK	1.0	0	0	1	1	N/A	Chris Gimenez	9-2-18	at TEX	1.0	5	5	0	1	29/21
Dan Gladden	6-27-88	at CAL	1.0	0	0	0	0	9/5	Ehire Adrianza	7-17-19	NYM	1.0	5	3	3	0	21/14
Dan Gladden	5-07-89	at CLE	1.0	1	1	1	0	18/11	Ehire Adrianza	8-19-20	MIL	1.0	1	1	0	0	18/12
John Moses	6-24-89	at BOS	1.0	0	0	1	0	13/7	Williams Astudillo	4-16-21	at LAA	1.0	0	0	0	0	7/5
John Moses	5-19-90	at BOS	1.0	1	1	0	0	15/9	Williams Astudillo	5-17-21	CWS	1.0	1	1	0	0	12/6
John Moses	7-31-90	CAL	1.0	2	2	2	0	30/15	Williams Astudillo	6-4-21	at KC	1.0	0	0	1	0	12/7
Michael Cuddyer	7-25-11	at TEX	1.0	0	0	1	0	16/9	Williams Astudillo	8-26-21	at BOS	1.0	0	0	1	0	20/8
Drew Butera	5-20-12	at MIL	1.0	0	0	1	1	17/9	Nick Gordon	5-11-22	vs. HOU	1.0	0	0	0	0	16/9
Jamey Carroll	8-5-13	at KC	1.0	0	0	0	0	9/7	Nick Gordon	7-14-22	vs. CWS	1.0	4	3	1	0	19/9
Shane Robinson	8-8-15	at CLE	1.0	0	0	1	1	14/7	Nick Gordon	7-29-22	at SD	1.0	0	0	1	0	20/9
Eduardo Escobar	8-11-16	HOU	1.0	0	0	0	0	16/10	Nick Gordon	9-3-22	at CWS	0.2	6	6	2	0	30/13
Chris Gimenez	5-23-17	DET	0.1	0	0	0	0	4/3	Jermaine Palacios	9-3-22	at CWS	0.1	0	0	0	1	4/3
Chris Gimenez	5-6-17	BOS	0.2	0	0	0	0	4/3	Willi Castro	4-20-23	at BOS	0.1	0	0	0	0	5/3
Chris Gimenez	5-31-17	HOU	1.0	2	2	0	0	15/9	Willi Castro	6-20-23	vs. BOS	1.0	1	0	0	0	9/4
Chris Gimenez	6-6-17	at SEA	1.0	0	0	0	0	9/5	Willi Castro	9-4-23	at CLE	1.0	3	3	2	0	22/10
Chris Gimenez	6-12-17	SEA	1.0	2	2	0	0	20/13	Jordan Luplow	8-11-23	at PHI	1.0	2	2	0	0	11/7
Chris Gimenez	6-22-17	CWS	1.0	0	0	0	0	12/9	Jordan Luplow	10-1-23	at COL	0.1	1	0	0	0	3/2
Ryan LaMarre	4-23-18	at NYY	0.2	1	1	0	0	5/4	* - started game								
Williams Astudillo	7-14-18	TB	1.0	5	5	0	0	35/20									

PLAYERS



17

BAILEY OBER

RHP

H/W: 6-9/260 **B/T:** R/R
OPENING DAY AGE: 28
BORN: 7/12/1995 in Huntersville, NC
RESIDES: Denver, CO

ACQUIRED: 12th RD, 2017 MLB Draft
M.L. SERVICE: 2 years, 93 days
OPTIONS USED: 2 of 3
CONTRACT STATUS: Signed thru 2024

PERSONAL: John Bailey Ober (pronounced OH-burr)...X: @baileyOB_17...Instagram: @oberbailey...married to Montana; the couple has four kids, including daughter, Blake, son, Jax, and twins born in November 2022 (Kollins and Olivia)...spent prep years at Charlotte Christian School in Charlotte, NC, where he was teammates on the baseball team with the Vikings' Garrett Bradbury and Kansas City Royals pitcher Jackson Kowar...member of North Carolina Independent Schools Athletic Association (NCISAA) state championship teams in 2012 and 2013...named 2013 Collegiate Baseball All-American second-team...named All-NCISAA first team...named Charlotte Area Pitcher of the Year...posted 10-0 record with 0.45 ERA and 99 strikeouts as a senior...led Charlotte Christian School to No. 22 national ranking by Collegiate Baseball in 2013...was 10-1 with a 1.00 ERA as a junior...also played prep basketball...attended College of Charleston from 2014-17, missing the 2015 season recovering from Tommy John surgery on right elbow...compiled a 24-9 record with a 2.91 ERA and 254 strikeouts in 259.2 innings over the course of his collegiate career at the College of Charleston...posted a 7-2 record with a 4.50 ERA and 73 strikeouts in 56.0 innings of work as a redshirt junior in 2017...in his freshman season compiled a 10-3 record with a 1.52 ERA and 85 strikeouts...named 2014 NCBWA National Freshman Pitcher of the Year...was also named the 2014 CAA Rookie of the Year and CAA Tournament Most Outstanding Player while helping the Cougars advance to the Super Regionals for the second time...the 2016 All-CAA Second Team selection is tied for second in the program record book with 24 career victories, and also ranks third in strikeouts, fourth in ERA, seventh in innings pitched and eighth in winning percentage (.727)...debuted with the Twins in 2021 wearing uniform number 82, switched to 17 for the first part of spring training of 2022, then switched again to 16 when the Twins acquired Chris Archer...switched back to number 17 when Archer departed after 2022 season...participated in 2023 and 2024 TwinsFest at Target Field in January...enjoys traveling and hanging out with family during offseason...favorite sport to play other than baseball is golf...favorite opposing ballpark is Fenway Park...packed meals and delivered gifts to kids over the 2022 and 2023 holiday seasons with Joe Mauer and Ryan Jeffers.

CAREER HIGHLIGHTS: Set career high with 10 strikeouts on September 27, 2022 vs. Chicago-AL, first career double-digit strikeout game...at 6-foot-9, is tied with Aaron Slegers for second-tallest player in Twins history, behind Jon Rauch (6-foot-11)...made major league debut May 18, 2021 vs. Chicago-AL...earned first career win July 5, 2021 vs. Chicago-AL (5.0 IP, 2 H, 0 R/ER, 3 BB, 7 K)...named 2021 winner of Bill Boni Award for Twins minor league Player of the Year.

POSTSEASON CAREER: 2023: Left off AL Wild Card Series roster vs. Toronto but added to ALDS roster vs. Houston...made Postseason debut and started Game 1 of ALDS on October 7 at Minute Maid Park, allowing three runs on four hits in 3.0 innings pitched, with no walks and two strikeouts and was dealt the loss in a Twins 6-4 defeat...made second appearance in relief in Game 3 of ALDS on October 10 at Target Field, allowing three runs on four hits in 1.1 inning pitched in a Twins 9-1 defeat...finished 2023 Postseason with four home runs allowed in 4.1 innings for a 8.31 HR/9.0 IP ratio after posting a 1.37 HR/9 IP ratio during regular season.

2023:

- * Pitched in Twins spring training and did not make Opening Day roster...was odd man out of club's starting rotation (Pablo López, Sonny Gray, Joe Ryan, Tyler Mahle, Kenta Maeda) and was optioned to Triple-A St. Paul on March 26.
- * Was Saints Opening Day starter on March 31 at Toledo, allowing three runs (2 earned) on five hits in 3.0 innings pitched and was dealt the loss.
- * Made four starts for the Saints from March 31-April 18, going 2-1, 2.55 ERA (17.2 IP, 5 ER) with 13 hits allowed, six walks and 22 strikeouts.
- * Named Twins minor league Pitcher of the Week on April 23, pitching 5.0 shutout innings with three hits allowed, one walk and six strikeouts in a start vs. Scranton/Wilkes-Barre.
- * Recalled by Minnesota on April 23 to make spot start that day vs. Washington, allowing one run on three hits in 5.2 innings pitched, earning the win...optioned back to St. Paul next day, April 24.
- * Did not appear during stint with St. Paul and recalled April 29 to fill starting rotation spot vacated by Kenta Maeda (IL).
- * Went 2-0, 1.82 ERA (24.2 IP, 5 ER) with four walks and 24 strikeouts in next four starts for Minnesota, striking out exactly six batters in each start.
- * Pitched 7.0 shutout innings twice on season: May 5 at Cleveland and July 1 at Baltimore.
- * Finished the first half with a record of 5-4, 2.61 ERA (82.2 IP, 24 ER), with opponents hitting .207, 18 walks and 79 strikeouts...ranked fifth in the AL in ERA pre-All-Star break and ninth in baseball.
- * Allowed three earned runs-or-fewer in 15 of first 16 starts with Twins from April 23-July 23, until allowing a career-high six runs on July 29 at Kansas City (4.0 IP).
- * Did not walk a batter in a career-long four-start stretch from July 18-August 4 (21.0 IP).

CAREER HIGHS

IP: 7.1, 9/27/22 vs. CWS
SO: 10, 9/27/22 vs. CWS
Walks: 3, 7x, last 9/20/23
CG: --
Low-Hit CG: --
Win-Streak: 4, 9/27/22-5/16/23



AL PITCHING LEADERS

xbOBA IN 2023

1. Pablo López, MIN	.269
2. Zach Eflin, TB	.270
3. Kutter Crawford, BOS	.280
4. Gerrit Cole, NYY	.289
5. Joe Ryan, MIN	.291
6. Bailey Ober, MIN	.295



- * Struck out season-high nine batters on August 9 at Detroit (5.0 IP).
- * Reached professional career high in innings pitched on August 27 vs. Texas, at 122.2.
- * Optioned to Triple-A St. Paul on August 28, to limit innings...made one start for the Saints and returned to Minnesota on September 15 where he finished season.
- * Set career-highs in wins (8), innings pitched (144.1), starts (26) and strikeouts (146).
- * Ranked fourth on Twins staff in starts, innings and strikeouts.
- * Left off AL Wild Card Series roster vs. Toronto but added to ALDS roster vs. Houston.
- * Made Postseason debut and started Game 1 of ALDS on October 7 at Minute Maid Park, allowing three runs on four hits in 3.0 innings pitched, with no walks and two strikeouts and was dealt the loss in a Twins 6-4 defeat.
- * Made second appearance in relief in Game 3 of ALDS on October 10 at Target Field, allowing three runs on four hits in 1.1 inning pitched in a Twins 9-1 defeat.

AL PITCHING LEADERS

WHIP SINCE 2022 (MINIMUM OF 200.0 INNINGS)

1. Justin Verlander.....	0.91
2. Gerrit Cole.....	1.00
3. Triston McKenzie.....	1.00
4. Nestor Cortes.....	1.02
5. Shane Bieber.....	1.03
6. Shohei Ohtani.....	1.03
7. Bailey Ober.....	1.06
8. Tyler Wells.....	1.06

the 91st percentile in baseball...walked just 11 of 227 batters faced...posted a 34.4 chase percentage, ranking in the 92nd percentile in baseball...held opponents to a .095 batting average on his curveball (102 pitches) and a .188 average on his slider (220 pitches)...posted a 37.0 whiff percentage on slider, fanning hitters 25 times in 71 plate appearances.

2021: Spent first spring training of career with Twins; optioned to alternate training site March 14...began season with Triple-A St. Paul and was the club's fifth starter, making his Triple-A debut May 8 at Omaha and allowing one run on three hits in 3.0 innings pitched, with two walks and three strikeouts...made one more start for the Saints May 13 and was recalled by Minnesota May 18...made major league debut May 18 vs. Chicago-AL, allowing four runs on five hits in 4.0 innings pitched, with two home runs allowed, one walk and four strikeouts in a 5-4 Twins victory...recorded first career strikeout in the first inning, fanning Adam Eaton...struck out a career-high seven batters in third start June 11 vs. Houston (5.0 IP)...matched career high two more times: July 5 vs. Chicago-AL (5.0 IP) and August 25 at Boston (5.0 IP)...earned first career win July 5 vs. Chicago-AL, pitching 5.0 scoreless innings with two hits allowed, three walks and seven strikeouts in a Twins 8-5 victory...recorded first career hit in first major league at-bat July 31 at St. Louis, singling off Jake Woodford...allowed three-or-fewer earned runs in 10-straight starts from July 20-September 12, going 1-1 with a 3.24 ERA (50.0 IP, 18 ER) in that span, which included his two quality starts on the season, August 17 vs. Cleveland (6.0 IP, 3 R/2 ER) and August 30 at Detroit (6.0 IP, 2 ER)...went 1-1, 2.30 ERA (27.1 IP, 7 ER) with three walks and 26 strikeouts in five August starts...his ERA for the month ranked third among AL rookies and his strikeouts ranked 12th...placed on 10-day Injured List September 28 with a right hip strain, ending his season...his 20 starts marked the most by a Twins rookie since Adalberto Mejia had 21 in 2017, while his 96 strikeouts were the most since Trevor May had 110 in 2015...96 strikeouts also matched Nick Blackburn (2008) and Gerry Arrigo (1964) for 10th most in a single season by a Minnesota rookie...held right-handed batters to a .235 (46-for-196) average with the Twins and left-handed batters to a .288 (46-for-160) average...posted a 5.05 strikeout-to-walk ratio, the highest single-season mark by a Twins/Senators rookie pitcher (min. 70.0 IP), and tops among all major league rookies (also min. 70.0 IP)...also posted a 1.1 WAR, per Baseball Reference...became the first Twins rookie pitcher to surpass 1.0 WAR in a single season since Tyler Duffey in 2015 (1.6 WAR)...finished the season with a record of 4-3, 3.99 ERA (108.1 IP, 48 ER), 24 walks, 117 strikeouts and a .252 opponent batting average in 24 starts combined between St. Paul and Minnesota...Twins went 12-8 in his starts for a .600 winning percentage, the best of any Twins starter...ranked sixth among American League rookies in ERA (4.19, minimum 90.0 IP) and 12th in innings pitched (92.1)...given Bill Boni Award as Twins Most Outstanding Rookie, given by the Twin Cities Chapter of the BBWAA.

PURPLE PRIDE

Bailey is a fan of the Carolina Panthers but visited Minnesota Vikings practice in August of 2023 with former teammate Sonny Gray. The Vikings were having a joint practice with the Tennessee Titans (who Gray is a fan of). Bailey met up with his old high school friend and teammate, Garrett Bradbury, who is the starting center for the Vikes. The Vikings marketing staff sent Bailey a custom made number 17 throwback jersey to thank him for stopping by.

2020: Spent spring training on minor league side of Lee County Sports Complex in Fort Myers, FL...was not part of Twins' 60-man Player Pool for season...added to Twins 40-man roster on November 20...ranked 30th-best prospect in Twins system by MLB.com in December.

2019: Split season between three levels of Twins organization, combining to go 8-0, 0.69 ERA (78.2 IP, 6 ER) with nine walks, 100 strikeouts and a .194 opponents batting average in 14 games (13 starts) for GCL Twins, High-A Fort Myers and Double-A Pensacola...led all Twins minor league pitchers (min. 75.0 IP) with a 0.69 ERA (78.2 IP, 6 ER) and 0.81 WHIP...became the first Twins minor league pitcher to allow six-or-fewer earned runs in 78.2-or-more innings pitched since at least 1961...named Florida State League Pitcher of the Week for Fort Myers on April 14 and Southern League Pitcher of the Week for Pensacola on September 2...named Twins minor league Pitcher of the Week twice on the season: once for Fort Myers on August 4 (6.1 IP, 0 ER, 6 H in 1 start) and again on August 25 with Pensacola (1-0, 7.0 IP, 0 ER, 3 H, 0 BB, 12 K)...held right-handed batters to a .183 (28-for-153) batting average and left-handed batters to .206 (27-for-131).

2022: Made Twins Opening Day roster for first time in career and was club's number three starter April 10 vs. Seattle, allowing four runs on four hits in 5.0 innings pitched, with two walks and four strikeouts, earning the win in a Twins 10-4 victory...made four starts for Twins from April 10-28, going 1-1, 2.75 ERA (19.2 IP, 6 ER), with five walks and 16 strikeouts before being placed on 10-day Injured List with a right groin strain on April 30...made one start on rehab assignment with Triple-A St. Paul May 15...returned from rehab assignment and reinstated from IL May 21...made three more starts for Twins from May 22-June 1, going 0-1, 5.79 ERA (14.0 IP, 9 ER) and was placed on 15-day Injured List with a right groin strain on June 6...transferred to 60-day IL on July 30...made three starts on rehab assignment from September 1-11, two with Low-A Fort Myers and one with St. Paul; reinstated from IL September 16...made four starts for the Twins after injury to finish the season, going 1-1, 2.01 ERA (22.1 IP, 5 ER) with four walks and 22 strikeouts in those four...set career-high with 10 strikeouts September 27 vs. Chicago-AL...also set career-high with 7.1 innings pitched, just the third Twins starter to reach the eighth inning on the season (Dylan Bundy and Joe Ryan once each)...posted a 4.8 walk percentage, ranking in the 92nd percentile in baseball...walked just 11 of 227 batters faced...posted a 34.4 chase percentage, ranking in the 92nd percentile in baseball...held opponents to a .095 batting average on his curveball (102 pitches) and a .188 average on his slider (220 pitches)...posted a 37.0 whiff percentage on slider, fanning hitters 25 times in 71 plate appearances.

17 AGAIN

Bailey debuted wearing uniform number 82. He switched to 17 prior to 2022 spring training and was occupying that number for about a month until the Twins signed Chris Archer, moving Ober to 16. After Archer departed via free agency following the 2022 season, Ober re-claimed number 17.

He likes the number because his dad wore it in college, playing Division III basketball at Champlain College in Burlington, VT.

SUNDAY RED

Bailey is an avid golfer; doesn't have much time, between baseball and his family, but played frequently when he was younger and was very good, even playing on a travel golf team growing up. Tries to squeeze in a round here and there on off-days during the baseball season.

2018: Made a career-high 14 starts for Low-A Cedar Rapids, going 7-1, 3.84 ERA (75.0 IP, 32 ER)...named Twins minor league Pitcher of the Week in consecutive weeks: July 7, going 1-0 with 7.0 shutout innings and 12 strikeouts vs. Wisconsin for the Kernels, and again July 14, going 1-0 with two runs allowed in 7.0 innings and 10 strikeouts vs. Fort Wayne...became first ever Twin to win the award twice in a season.

2017: Began his spring/summer baseball season playing at College of Charleston, going 7-2, 4.50 ERA (56.0 IP, 28 ER) with 11 walks and 73 strikeouts in 10 starts prior to beginning his professional career with Rookie-Elizabethton in late July, making six appearances (4 starts) for the E-Twins.

PROFESSIONAL: Selected by Twins in 12th round of 2017 First-Year Player Draft; signed by scout Seth Moir...originally selected by Los Angeles-NL in the 23rd round of the 2016 First-Year Player Draft, but elected to return to the College of Charleston for the 2017 season.

OBERS'S PITCHING RECORD

YEAR	CLUB	W-L	ERA	G	GS	CG	SH	SV	IP	H	R	ER	HR	HB	BB	SO	WP	K/9	BAA
2017	Elizabethton	2-2	3.21	6	4	0	0	0	28.0	24	10	10	2	2	3	35	2	11.3	.229
2018	Cedar Rapids	7-1	3.84	14	14	0	0	0	75.0	71	32	32	7	0	9	88	1	10.6	.249
2019	GCL Twins	1-0	0.00	2	1	0	0	0	9.0	6	2	0	0	1	1	13	1	13.0	.176
	Fort Myers	4-0	0.99	8	8	0	0	0	45.2	39	8	5	1	1	6	53	0	10.4	.231
	Pensacola	3-0	0.38	4	4	0	0	0	24.0	10	2	1	1	0	2	34	0	12.8	.123
2020	DID NOT PLAY - MINOR LEAGUE SEASON CANCELLED																		
2021	St. Paul	1-0	2.81	4	4	0	0	0	16.0	13	5	5	0	0	5	21	0	11.8	.217
	MINNESOTA	3-3	4.19	20	20	0	0	0	92.1	92	45	43	20	1	19	96	1	9.4	.258
2022	Fort Myers	0-0	1.29	2	2	0	0	0	7.0	4	1	1	1	0	1	6	0	7.7	.167
	St. Paul	0-1	4.66	2	2	0	0	0	9.2	5	6	5	2	1	2	13	1	12.1	.147
	MINNESOTA	2-3	3.21	11	11	0	0	0	56.0	48	22	20	4	2	11	51	0	8.2	.227
2023	St. Paul	2-1	2.38	5	5	0	0	0	22.2	16	7	6	1	0	6	25	0	9.9	.195
	MINNESOTA	8-6	3.43	26	26	0	0	0	144.1	125	58	55	22	7	29	146	1	9.1	.232
	Minor League Totals	20-5	2.47	47	44	0	0	0	237.0	188	73	65	15	5	35	288	5	10.9	.215
	Major League Totals	13-12	3.63	57	57	0	0	0	292.2	265	125	118	46	10	59	293	2	9.0	.240

OBERS'S DIVISION SERIES RECORD

YEAR	OPPONENT	W-L	ERA	G	GS	CG	SHO	SV	IP	H	R	ER	HR	HB	BB	SO	WP	K/9	BAA
2023	Houston	0-1	12.46	2	1	0	0	0	4.1	8	6	6	4	1	1	4	0	8.3	.381

OBERS'S CAREER FIELDING RECORD

POSITION	PCT	G	PO	A	E	TC	DP	PB
Pitcher	.975	57	12	27	1	40	2	—

OBERS'S CAREER BATTING RECORD

BATTING	AVG	AB	R	H	2B	3B	HR	RBI	SH	SF	HBP	BB	SO	SB	OBP	OPS
Career	.500	2	0	1	0	0	0	0	0	0	0	0	0	0	.500	1.000

OBERS'S PROFESSIONAL INJURED LIST HISTORY

DATES	INJURY	LEVEL
June 6-September 16, 2022	Right Groin Strain	Minnesota
April 30-May 21, 2022	Right Groin Strain	Minnesota
September 28-end of 2021 season	Right Hip Strain	Minnesota
September 8-16, 2019	Right Elbow Inflammation	Double-A Pensacola
April 29-July 12, 2019	Right Ulnar Nerve Subluxation	High-A Fort Myers
July 28-end of 2018 season	Right Elbow Strain	Low-A Cedar Rapids





16

STEVEN OKERT

LHP

H/W: 6-2/202 **B/T:** L/L
OPENING DAY AGE: 32
BORN: 7/9/1991 in Riverside, CA
RESIDES: Riverside, CA

ACQUIRED: Trade with MIA, 2/11/24
M.L. SERVICE: 3 years, 109 days
OPTIONS USED: 3 of 3
CONTRACT STATUS: Signed thru 2024

PERSONAL: Steven Chandler Okert (pronounced OH-kert)...X: @steven_okert...Instagram: @steven_okert...pitched one season at the University of Oklahoma...went 9-8 with a 3.07 ERA in 85.0 innings...began his collegiate career at Grayson Community College in Denison, Texas...he and his wife, Danielle, have two huskies, Blue and Luna.

CAREER HIGHLIGHTS Twins are third organization (San Francisco - 2012-19 & Miami - 2020-23)...in 2022, led Marlins bullpen with 19 holds and the lowest avg. against (.186), ranking 10th among NL relievers in BAA and seventh among lefty NL relievers in ERA (min. 40.0 IP)...in 2022, recorded at least one strikeout in 18 consecutive appearances (May 18 to June 22); tied for fourth-longest such streak by a reliever in 2022...made major league debut on April 19, 2016 vs. Arizona (with San Francisco)...2014 California League Midseason All-Star...2014 San Francisco MiLB Organizational All-Star...2014 Arizona Fall League Rising Star.


POSTSEASON CAREER: 2023: Made one appearance in the NL Wild Card Series vs. Philadelphia in Game 1, allowing one run on two hits in 1.0 inning with no walks and one strikeout at Citizens Bank Park.

2023:

- * Pitched in third season with Miami.
- * Missed 19 games to begin the season with a left adductor strain before returning from 15-day Injured List on April 21...in season debut on April 22 at Cleveland, pitched 1.0 inning, allowing 0 runs with one walk.
- * Made his first career start on July 16 at Baltimore, recording one out, allowing three runs on 18 pitches.
- * Had a career-high 10.0-inning scoreless streak (12 games) from May 2-24 before allowing one run on May 27 at Los Angeles-AL...during stretch, held opponents to a .094 (3-for-32) batting average with three walks and 16 strikeouts.
- * Struck out a career-high 73 batters (previous high: 63 - 2022).
- * Went 1-1 at loanDepot park with a 5.53 ERA (17 ER, 27.2 IP in 31 games, compared to 2-1 with a 3.48 ERA (12 ER, 31.0 IP) in 33 road games.
- * Held left-handed batters to a .241 (20-for-83) batting average with a .720 OPS while right-handed batters hit .222 (30-for-135) with a .747 OPS.
- * Was one of four left-handed relievers on the Marlins with 70+ strikeouts (others, Andrew Nardi, A.J. Puk, Tanner Scott)...marked first time in franchise history that two or more left-handed relievers finished with 70+ strikeouts in a season.
- * Recorded at least one strikeout in 48 of 64 appearances...had 18 multi-strikeout appearances.
- * Recorded 12 holds in 62 relief appearances, ranked fourth in Marlins bullpen.
- * Ranked in the 89th percentile in baseball in strikeout percentage (29.6%).
- * Ranked second on the Marlins staff in appearances (64), while also ranking eighth among all National League lefties in the same category.
- * Made an appearance in Game 1 of the NL Wild Card Series vs. Philadelphia at Citizens Bank Park, allowing one run on two hits in 1.0 inning.

CAREER HIGHS

IP: 2.1, 8/6/21 at COL
SO: 5, 8/6/21 at COL
Walks: 4, 7/28/21 at BAL
CG: - -
Low-Hit CG: - -
Win-Streak:



NL PITCHING LEADERS

GAMES AMONG LEFTIES IN 2023

1. Tanner Scott, MIA..... 74
2. Hoby Milner, MIL 73
3. A.J. Minter, ATL..... 70
4. Gregory Soto, PHI 69
5. Caleb Ferguson, LAD..... 68
- Kyle Nelson, ARI..... 68
7. Brooks Raley, NYM..... 66
- 8. Steven Okert, MIA..... 64**

NL PITCHING LEADERS

K/9.0 IP AMONG LEFTY RELIEVERS IN 2023 (MINIMUM OF 55.0 IP)

1. Josh Hader, SD..... 13.58
2. A.J. Puk, MIA 12.39
3. Tanner Scott, MIA..... 12.00
4. Andrew Nardi, MIA..... 11.46
5. A.J. Minter, ATL..... 11.41
- 6. Steven Okert, MIA..... 11.24**

2022: Made a career-high 60 appearances for Miami in 2022...his 5 wins, 2.98 ERA, and 1.169 WHIP all led the Marlins bullpen...set career highs in innings pitched (51.1) and strikeouts (63)...inherited 19 runners, the most among Marlins' relievers, with only 5 inherited runners scored...led Marlins bullpen with 19 holds and the lowest avg. against (.186), ranking 10th among NL relievers in BAA and 7th among lefty NL relievers in ERA (min. 40.0 IP)...recorded at least 1 strikeout in 18 consecutive appearances (May 18 to June 22); tied for 4th-longest such streak by a reliever in 2022...held right-handed hitters to a .152 (17x112) batting avg., allowing 18 walks and striking out 36...lefties batted .239 (17x71) against with 8 walks and 27 strikeouts...in his season debut on April 9 at San Francisco, faced 4 batters and struck out all of them in order.

2021: Signed with Miami prior to the start of Spring Training as a free agent after spending the first 8 years of his career with San Francisco...went 3-1 with a 2.75 ERA for Miami in 2021...worked 36.0 innings and struck out 40 batters...allowed just 22 hits but walked 15...joined the big league club on June 29, went 2-0 with a 1.80 ERA in 15 games (20.0 IP) for the Jumbo Shrimp...collected 4 saves in 4 opportunities...made his season debut on April 11 at New York Mets...pitched a scoreless 1.2 innings...worked 9.0 consecutive scoreless innings from August 9-September 10.

2020: Did not pitch in 2020 due to cancellation of minor league season (COVID 19 pandemic).

2019: Spent all of 2019 with Triple-A Sacramento in the San Francisco Giants organization...finished 8-2 with a 5.31 ERA in 50 games (4 starts)...struck out 75 in 57.2 innings.

2018: Pitched in 10 games for San Francisco in 2018...went 0-0 with a 1.23 ERA in 7.1 innings in the big leagues...held hitters to a .148 average...appeared in 33 games with Triple-A Sacramento, going 2-1 with a 4.55 ERA (31.2 IP/16 ER) prior to his September call-up.

2017: Was recalled from Triple-A Sacramento to the Major Leagues on four different occasions in 2017...went 1-1 with a 5.67 ERA in 44 relief appearances.

2016: Made his Major League debut on April 19, 2016 vs. Arizona and tossed 2.0 scoreless innings, allowing 1 hit with 2 strikeouts...pitched in 16 MLB games...finished without a decision and a 3.21 ERA in 14.0 innings pitched...went 4-3 with a 3.80 ERA in 41 games in Triple-A.

2015: Spent all of 2015 with Triple-A Sacramento...went 5-3 with a 3.82 ERA in 52 games and 61.1 innings of work.

2014: Combined for 57 games with Advanced-A San Jose and Double-A Richmond in 2014 going 2-2 with a 2.11 ERA and 24 saves...his 24 saves led the entire Giants' organization...named to the California League Mid-Season All-Star team...after the season, pitched for the Scottsdale Scorpions in the Arizona Fall League...selected to the AFL All-Prospect Team and was named to the Rising Stars Game after posting a 0.75 ERA (12.0 IP/1 ER) with 17 strikeouts in 10 games.

2013: Went 2-2 with a 2.97 ERA in 44 games for Single-A Augusta in 2013...worked 60.2 innings and struck out 59.

2012: Pitched for the Rookie-level Arizona League Giants and Short Season-A Salem-Keizer in his first professional season in 2012...worked 17 total games...allowed 7 earned runs in 28.2 innings (2.20 ERA).

PROFESSIONAL: Originally selected by Milwaukee in 43rd round of 2010 First-Year Player Draft from Grayson College (Denison, TX)...drafted again by Milwaukee in 33rd round of 2011 First-Year Player Draft from Grayson College...drafted again, but this time by San Francisco in fourth round of 2012 First-Year Player Draft from University of Oklahoma (Norman, OK)...signed by Miami as free agent on February 26, 2021...acquired via trade by Minnesota on February 11, 2024, in exchange for utility player Nick Gordon.

OKERT'S PITCHING RECORD

YEAR	CLUB	W-L	ERA	G	GS	CG	SH	SV	IP	H	R	ER	HR	HB	BB	SO	WP	K/9	BAA
2012	AZL Giants	0-0	0.00	2	0	0	0	0	2.0	2	0	0	0	0	1	6	1	27.0	.250
	Salem-Keizer	2-0	2.36	15	0	0	0	0	26.2	26	9	7	0	4	11	22	0	7.4	.255
2013	Augusta	2-2	2.97	44	0	0	0	2	60.2	55	27	20	3	1	24	59	2	8.8	.244
2014	San Jose	1-2	1.53	33	0	0	0	19	35.1	33	6	6	2	2	11	54	0	13.8	.241
	Richmond	1-0	2.73	24	0	0	0	5	33.0	24	11	10	3	0	11	38	0	10.4	.207
2015	Sacramento	5-3	3.82	52	0	0	0	3	61.1	62	32	26	7	2	29	69	1	10.1	.270
2016	Sacramento	4-3	3.80	41	0	0	0	3	47.1	53	27	20	2	0	11	60	2	11.4	.270
	SAN FRANCISCO	0-0	3.21	16	0	0	0	0	14.0	14	5	5	2	0	4	14	0	9.0	.259
2017	Sacramento	3-0	3.20	24	0	0	0	6	25.1	15	10	9	4	2	8	21	0	7.5	.179
	SAN FRANCISCO	1-1	5.67	44	0	0	0	0	27.0	24	18	17	3	3	11	22	0	7.3	.242
2018	Sacramento	2-1	4.55	33	0	0	0	1	31.2	37	20	16	3	3	8	43	1	12.2	.289
	SAN FRANCISCO	0-0	1.23	10	0	0	0	0	7.1	4	1	1	1	0	0	8	0	9.8	.148
2019	Sacramento	8-2	5.31	50	4	0	0	0	57.2	64	44	34	14	3	18	75	2	11.7	.272
2020	NO MINOR LEAGUE SEASON - DID NOT PITCH																		
2021	Jacksonville	2-0	1.80	15	0	0	0	4	20.0	13	4	4	1	2	4	29	2	13.1	.188
	MIAMI	3-1	2.75	34	0	0	0	0	36.0	22	12	11	5	4	15	40	4	10.0	.183
2022	MIAMI	5-5	2.98	60	0	0	0	0	51.1	34	19	17	7	7	26	63	1	11.0	.186
2023	Jacksonville	0-0	0.00	4	0	0	0	0	5.2	4	0	0	0	0	1	11	0	17.5	.190
	MIAMI	3-2	4.45	64	2	0	0	0	58.2	50	31	29	9	2	24	73	1	11.2	.229
Minor League Totals		30-13	3.36	337	4	0	0	43	406.2	388	190	152	39	19	137	487	11	10.8	.250
Major League Totals		12-9	3.70	228	2	0	0	0	194.1	148	86	80	27	16	80	220	6	10.2	.211

OKERT'S WILD CARD RECORD

YEAR	OPPONENT	W-L	ERA	G	GS	CG	SHO	SV	IP	H	R	ER	HR	HB	BB	SO	WP	K/9	BAA
2023	Philadelphia	0-0	9.00	1	0	0	0	0	1.0	2	1	1	0	0	0	1	0	9.0	.400

OKERT'S CAREER FIELDING RECORD

POSITION	PCT	G	PO	A	E	TC	DP	PB
Pitcher	.833	228	3	7	2	12	0	—

OKERT'S PROFESSIONAL INJURED LIST HISTORY

DATES	INJURY	LEVEL
March 27-April 21, 2023	Left Adductor Strain	Miami
September 26-end of 2022 season	Left Triceps Tightness	Miami
April 16-June 5, 2018	Left Back Strain	Triple-A Sacramento
July 23-August 1, 2016	Right Knee Strain	Triple-A Sacramento
April 15-26, 2013	Left Hamstring Strain	Single-A Augusta



20 CHRIS PADDOCK

RHP

H/W: 6-5/232 **B/T:** R/R
OPENING DAY AGE: 28
BORN: 1/8/1996 in Austin, TX
RESIDES: Crowley, TX

ACQUIRED: Trade with SD, 4/7/22
M.L. SERVICE: 5 years
OPTIONS USED: 0 of 3
CONTRACT STATUS: Signed thru 2025

PERSONAL: Christopher Joseph Paddock (pronounced pad-ICK)...Instagram: @paddock29...Padres fans began calling Paddock "the Sheriff" in Spring Training 2019 as an ode to his Texas roots and his cowboy hat and boots he wears on start days...the nickname took off when the Austin, TX native made his debut with the Padres by starting Game 4 of the 2019 season...Padres fans began wearing cowboy hats to his starts and badges with "Paddock's Posse" inscribed on them...had 40-plus family members and friends in attendance for his major league debut, and they too donned cowboy hats and boots in lieu of Paddock jerseys, which weren't yet available...had the word "Relentless" stitched on his glove...in an article in 2019, Paddock said "For me, it's just a reminder — what I'm doing, why I'm doing what I'm doing. If I catch myself with a lack of focus, that's just a focal point for me."...Paddock got a lion with blue eyes and the outline of the state of Texas tattooed on his left forearm following the 2019 season, and also has the number "236" tattooed on his right ribcage, referencing the number the Marlins selected him overall in the 2015 First-Year Player Draft...it serves as a reminder of how many players were taken before him...his pre-game rituals include eating an entire pizza the night before his start...is a fan of Texas A&M athletics...participated in 2023 TwinsFest at Target Field in January.

CAREER HIGHS

IP: 7.2, 2x, last 7/17/19 at MIA
SO: 11, 2x, last 6/18/21 vs. CIN
Walks: 4, 4/6/19 at STL
CG: --
Low-Hit CG: --
Win-Strike: 4, 8/29/19-8/3/20



CAREER HIGHLIGHTS Twins are third career organization (Miami - 2015-16 and San Diego - 2016-21)...looking to re-join starting rotation in 2024...missed almost entire 2022 season and first five-plus months of 2023 season recovering from Tommy John surgery on right elbow...made major league debut March 31, 2019 vs. San Francisco...named to *Baseball America's* Major League All-Rookie Team in 2019...among prospect rankings in the Padres system entering 2019, he was ranked No. 4 by ESPN.com, No. 5 by MLB Pipeline and No. 6 by *Baseball America*...underwent Tommy John surgery in 2016, missing the entire 2017 season...named 2018 Minor League Pitcher of the Year by Yahoo! Sports and Padres Pitching Prospect of the Year by MLB Pipeline...named to MiLB.com San Diego Organizational All-Star team in 2018.

POSTSEASON CAREER: 2023: Made two appearances during ALDS vs. Houston, pitching in Games 1 and 4, tossing 3.2 scoreless innings of relief with one hit allowed, no walks and six strikeouts...pitched 2.1 scoreless innings in decisive Game 4 at Target Field, fanning four of his seven batters faced...**2020:** Made first career Postseason start and appearance in Game 1 of the Wild Card Series vs. St. Louis on September 30, allowing six runs and eight hits in 2.1 innings pitched in San Diego's 7-4 defeat.

2023:

- Signed three-year contract extension on January 18.
- Placed on 60-day Injured List on February 23, recovering from Tommy John surgery on his right elbow.
- Appeared in three games on rehab assignment during most of September, going 0-1, 3.72 ERA (9.2 IP, 4 ER) with three walks and 15 strikeouts between Low-A Fort Myers, Double-A Wichita and Triple-A St. Paul; reinstated on September 24.
- Made return on September 24 vs. Los Angeles-AL...exited the bullpen and as he was approaching the infield dirt, the umpires called for the tarp and a 50-minute rain delay transpired...Paddock went straight to the dugout and did not pitch in the game but was officially in the boxscore.
- Made "official" return to major league mound on September 25 vs. Oakland, pitching 2.0 innings of relief, allowing three runs on four hits, with one walk and four strikeouts, marking his first major league appearance in 507 days...threw fastest pitch of career, a 99 mph four-seam fastball to Zack Gelof in the top of the sixth inning.
- Earned first and only win of season in final appearance on September 30 at Colorado...entered after Emilio Pagan in bullpen day for Twins, pitching 3.0 shutout innings, with two hits allowed, no walks and four strikeouts.
- Made two appearances during ALDS vs. Houston, pitching in Games 1 and 4, tossing 3.2 scoreless innings of relief with one hit allowed, no walks and six strikeouts...pitched 2.1 scoreless innings in decisive Game 4 at Target Field, fanning four of his seven batters faced...averaged 96.6 mph on fastball during Postseason.

TEXAS TWO-STEPS

Chris was born in Austin, Texas and makes his off-season home in Crowley, Texas, about 15 miles south of Fort Worth. He grew up on a ranch just outside of Austin and loves the laid back lifestyle outside the city. He jokes to his teammates that his cowboy boots are his Jordans and his cowboy hats are his version of Gucci accessories.

2022: Began season in Minnesota's starting rotation after being acquired the day before Opening Day, April 7, from San Diego in a trade, along with right-handed pitcher Emilio Pagan, in exchange for left-handed pitcher Taylor Rogers and outfielder Brent Rooker...was the club's number six starter as the Twins began the season with a six-man rotation...made first start on April 13 vs. Los Angeles-NL, allowing three runs on six hits in 4.0 innings pitched, with no walks and three strikeouts and was dealt the loss...set season-high in strikeouts (6) and innings pitched (5.2) in a start April 26 vs. Detroit...made five starts for the Twins before being placed on 10-day Injured List May 10 with right elbow inflammation...soon after it was diagnosed that he needed Tommy John surgery on right elbow...underwent surgery May 18, ending season...marked his second Tommy John surgery after having the procedure performed in 2016 with San Diego...signed three-year contract extension January 18, 2023, keeping him with the Twins through 2025.



HUNTING, FISHIN' & LOVIN' EVERY DAY

Chris, along with his friend and former minor leaguer Logan Campbell, are the founders of Mad Duck Outfitters, an outdoor & sporting goods company. They also host a podcast called "Under the Feathers," which blends their love for waterfowl hunting and baseball.

2021: Made San Diego's Opening Day roster for third consecutive season and was club's number four starter to begin season...did not allow a home run in his first three starts (April 4-15), tying his career-high, and posted another homerless three-start stretch from July 21-August 30...it was his first three-start stretch without allowing a home run since he did so during his rookie 2019 season when he began his career without allowing a homer in his first three starts and then did so again in his fifth through seventh career starts...was the only Padres starter to receive double-digit runs of support, getting 12 runs May 21 vs. Seattle and a franchise-high 19 runs July 16 at Washington in San Diego's record-setting 24-8 victory...it was the second-most runs any hurler received in the majors in 2021, behind only Toronto Steven Matz's 22 September 12 at Baltimore...among all pitchers who tossed at least 100.0 innings, his 7.89 run support average ranked first in the NL and second in the majors behind only Steven Matz's 7.94...struck out a career-high-tying 11 of the 22 batters he faced June 18 vs. Cincinnati in 5.0 innings pitched and 87 pitches...snapped a streak of 54 consecutive starts to begin his career, making his first relief appearance in the first half finale July 11 vs. Colorado due to Ryan Weathers' injury...tossed 2.0 innings of one-run ball with four hits allowed and four strikeouts...earned the win in three consecutive outings from July 16-27, tying a career-high from his rookie 2019 season (April 24-May 6, 2019; the 5th-7th starts of his career)...threw career-high 102 pitches across 6.0 innings July 27 vs. Oakland...threw 5.0-plus innings in 13 of his 22 starts...placed on 10-day Injured List July 30 with left oblique strain suffered in a bullpen session, one of his three IL stints on season...missed the club's next 25 games before being reinstated August 30...placed on the 10-day IL on September 13 with right elbow inflammation and did not return...held left-handed batters to a .214 (46-for-215) batting average and right-handed batters to a .325 (69-for-212) average...relied on three pitchers: 4-Seam Fastball (62%), Changeup (26%) and Curveball (12%)...threw 230 curveballs, with opponents hitting .163 off the pitch...among all pitchers who threw at least 100 curveballs in 2021, the average vertical movement of 61.6 inches was 13th highest...his 4.8 walk percentage was a career-low and ranked in the 95th percentile among all ML pitchers...since debut season in 2019 through the end of 2021, his 67.6 first pitch strike percentage was tied with Rick Porcello and Tyler Anderson for the highest percentage in the majors (min. 1,000 batters faced)...led the Padres staff with a 1.83 walks-per-9.0 innings ratio that also ranked tied for ninth in baseball (min. 100.0 IP) and tied for fourth in the NL.

2020: Made his first career Opening Day start July 24 vs. Arizona, tossing 6.0-shutout innings of four-hit ball...from his debut season in 2019 through 2020, posted a 69.8 first pitch strike percentage, which led the majors (min. 700 batters faced)...it ranked ahead of Madison Bumgarner (69.2%), Max Scherzer (68.9%) and Clayton Kershaw (67.8%)...posted 58 strikeouts to 12 walks for a 4.83 SO/BB ratio...among all major league pitchers who made at least 12 starts, his 4.83 SO/BB ratio ranked 10th in the majors and fifth in the NL...four of his 12 free walks came vs. right-handed batters, tied for the fifth-fewest in the majors (min. 100 RHH batters faced)...began the season 2-1 with a 3.18 ERA through his first four starts...went 2-4 with a 5.70 ERA through his final eight starts...with no runners on, opponents hit .296 (40-for-135)...when they got on base, limited opposition to a .213 clip (20-for-94)...allowed 14 home runs, tied for third most in the majors...made 35th career start September 5 vs. Oakland...with 201 career strikeouts through his first 35 starts, Paddock became the seventh Padre in club history to record 200+ strikeouts through his first 35 career starts.

2019: Broke camp with the Padres and spent the majority of the season with San Diego, ranking second on the club in wins (9) and strikeouts (153) and third in starts (26) and innings pitched (149.2)...became just the third pitcher since 1908 to allow five-or-fewer hits in each of his first nine career starts (min. 3.0 IP-per-start), tying New York-AL's Bill Burbach's nine in 1969 to begin his career and trailing only Milwaukee's Freddy Peralta's 10 such starts in 2018...his 10-straight starts (min. 4.0 IP) from April 12-June 11 allowing one-or-fewer walks tied with Ed Whitson (1984) for the longest streak in San Diego history and fifth longest overall in 2019...struck out a career-high 11 and earned his third consecutive win vs. New York-NL on May 6, tossing 7.2 scoreless IP of four-hit ball...optioned to High-A Lake Elsinore on June 12 and did not pitch before being recalled by San Diego June 22...went 1-3, 7.57 ERA across six starts from July 23 to August 23 before going 2-0, 0.77 ERA across his final four starts of the season from August 29-September 17...surrendered just two home runs through his first seven starts before going on to allow 23 total home runs on the season, including seven outings with two-plus homers allowed...became one of only 14 rookies in major league history to make 25-plus starts and have a sub-1.00 WHIP...his 2.4 pitching WAR was the fourth-highest among all rookie pitchers in 2019 and sixth among all San Diego rookies in a season...among Padres rookies who have made 25+ starts in a season, Paddock posted the lowest WHIP, ERA (3.33), opponent average (.204), opponent OBP (.255), OPS (.635), base runners/9.0 IP (9.21), BB/9.0 IP (1.98), hits/9.0 IP (6.85) and the best SO/BB ratio (4.94)...he led all rookies in 2019 in the preceding categories as well, trailing only Mike Soroka's ERA (2.86) and opponent OPS (.628)...ranked in the top 10 among all major league pitchers (min. 25 starts) in opponent OBP (3rd), WHIP (T-5th), base runners/9.0 IP (6th), opponent batting average (7th) and hits/9.0 IP (9th)...posted a 6.80 SO/BB ratio (68/10) in his 11 starts at home in 2019, the third-highest SO/BB ratio of any rookie in home starts since 1906 (min. 50.0 IP, 10 starts)...named to *Baseball America's* Major League All-Rookie Team.

COWBOY UP

Chris claims to have seven cowboy hats that he keeps in his rotation and doesn't necessarily prefer one over another. He says he wears one of his cowboy hats pretty much any time he's not at the ballpark and started wearing them from a young age while growing up in Texas.

IT'S ALL BUSINESS

Chris loves to wear a suit about ever fifth or sixth day, claiming it was just how he was raised. He's been doing it since the beginning of his career, saying it makes him feel more professional. Subscribes to the idea that if you look good you feel good, and if you feel good you play good.

2018: Split the season between High-A Lake Elsinore and Double-A San Antonio, striking out 120 while walking only eight (15.00 SO/BB) en route to being named Minor League Pitcher of the Year by Yahoo! Sports and Padres Pitching Prospect of the Year by MLB Pipeline...went 7-3, 2.10 ERA (90.0 IP, 21 ER) in 17 combined starts between both stops...promoted to San Antonio July 5...named California League Midseason All-Star...did not walk more than one batter in any of his 17 starts...among prospect rankings in the Padres system entering 2019, he was ranked No. 4 by ESPN.com, No. 5 by MLB Pipeline and No. 6 by *Baseball America*...named MiLB.com organizational All-Star for Padres...named MLB.com Staff Choice for Best Starting Pitcher...named *Baseball America* High Class-A All-Star.

2017: Missed the entire 2017 season recovering from Tommy John surgery in August 2016.

2016: Acquired by San Diego from Miami in exchange for right-handed pitcher Fernando Rodney June 30...went a combined 2-0, 0.85 ERA in nine starts between Low-A Greensboro and Low-A Fort Wayne...named South Atlantic League Pitcher of the Week June 26 with Greensboro...allowed just one run across his three starts and 14.0 IP (0.64 ERA) for Fort Worth from July 7-18 before undergoing Tommy John surgery in August.

2015: Made 11 appearances (7 starts) for GCL Marlins in 2015, going 4-3, 2.18 ERA (45.1 IP, 11 ER) and 39 strikeouts.

PROFESSIONAL: Originally selected by Miami in eighth round of 2015 First-Year Player Draft...acquired by San Diego via trade with Miami on June 30, 2016, in exchange for right-handed pitcher Fernando Rodney...acquired by Twins via trade with San Diego on April 7, 2022, along with right-handed pitcher Emilio Pagan and a PTBNL, in exchange for left-handed pitcher Taylor Rogers, outfielder Brent Rooker and cash considerations.

PADDACK'S PITCHING RECORD

YEAR	CLUB	W-L	ERA	G	GS	CG	SHO	SV	IP	H	R	ER	HR	HB	BB	SO	WP	K/9	BAA
2015	GCL Marlins	4-3	2.18	11	7	0	0	0	45.1	37	14	11	1	1	7	39	3	7.7	.219
2016	Greensboro	2-0	0.95	6	6	0	0	0	28.1	9	3	3	2	3	2	48	0	15.2	.098
	Fort Wayne	0-0	0.64	3	3	0	0	0	14.0	11	1	1	0	0	3	23	0	14.8	.212
2017																			
INJURED - DID NOT PLAY																			
2018	Lake Elsinore	4-1	2.24	10	10	0	0	0	52.1	43	13	13	3	4	4	83	0	14.3	.223
	San Antonio	3-2	1.91	7	7	1	0	0	37.2	23	8	8	1	2	4	37	2	8.8	.177
2019	SAN DIEGO	9-7	3.33	26	26	0	0	0	140.2	107	58	52	23	6	31	153	1	9.8	.204
2020	SAN DIEGO	4-5	4.73	12	12	0	0	0	59.0	60	33	31	14	2	12	58	0	8.8	.262
2021	SAN DIEGO	7-7	5.07	23	22	0	0	0	108.1	115	67	61	15	1	22	99	2	8.2	.269
2022	MINNESOTA	1-2	4.03	5	5	0	0	0	22.1	25	10	10	0	1	2	20	1	8.1	.284
2023	Fort Myers	0-0	6.75	1	1	0	0	0	2.2	2	2	2	0	0	2	4	0	13.5	.200
	Wichita	0-1	4.50	1	1	0	0	0	4.0	4	2	2	1	0	0	6	1	13.5	.267
	St. Paul	0-0	0.00	1	0	0	0	0	3.0	2	0	0	0	0	1	5	0	15.0	.182
	MINNESOTA	1-0	5.40	2	0	0	0	0	5.0	6	3	3	1	0	1	8	1	14.4	.286
Minor League Totals		13-7	1.92	40	35	1	0	0	187.1	131	43	40	8	10	23	245	6	11.8	.195
Major League Totals		22-21	4.21	68	65	0	0	0	335.1	313	171	157	53	10	68	338	5	9.1	.243

PADDACK'S WILD CARD RECORD

YEAR	OPPONENT	W-L	ERA	G	GS	CG	SH	SV	IP	H	R	ER	HR	HB	BB	SO	WP	K/9	BAA
2020	St. Louis	0-1	23.14	1	1	0	0	0	2.1	8	6	6	1	0	0	1	0	3.9	.571

PADDACK'S DIVISION SERIES RECORD

YEAR	OPPONENT	W-L	ERA	G	GS	CG	SH	SV	IP	H	R	ER	HR	HB	BB	SO	WP	K/9	BAA
2023	Houston	0-0	0.00	2	0	0	0	0	3.2	1	0	0	0	0	0	6	1	14.7	.083

PADDACK'S BATTING RECORD

BATTING	AVG	AB	R	H	2B	3B	HR	RBI	SH	SF	HBP	BB	SO	SB	OBP	OPS
Career	.078	77	3	6	0	0	0	2	9	0	1	1	45	0	.101	.179

PADDACK'S CAREER FIELDING RECORD

POSITION	PCT	G	PO	A	E	TC	DP	PB
Pitcher	.807	68	19	33	6	58	1	—

PADDACK'S PROFESSIONAL INJURED LIST HISTORY

DATES	INJURY	LEVEL
February 23-September 24, 2023	Recovering from Tommy John Surgery	Minnesota
May 10-end of 2022 season	Tommy John Surgery on Right Elbow	Minnesota
September 13-end of 2021 season	Right Elbow Inflammation	San Diego
July 31-August 30, 2021	Strained Left Oblique	San Diego
April 30-May 9, 2021	Undisclosed Injury	San Diego
July 27, 2016-April 30-2018	Tommy John Surgery on Right Elbow	Low-A Fort Wayne/High-A Lake Elsinore





70

ANTHONY PRATO NON-ROSTER INVITE

IF

H/W: 5-9/196 **B/T:** R/R
OPENING DAY AGE: 25
BORN: 5/11/1998 in Brooklyn, NY
RESIDES: Staten Island, NY

ACQUIRED: 7th RD, 2019 MLB Draft
M.L. SERVICE: None
OPTIONS USED: 0 of 3
CONTRACT STATUS: Signed thru 2024

PERSONAL: Anthony Prato...X: @2realAP...Instagram: @2real_ap...earned four varsity letters at Poly Prep under coach Matt Roventini...helped his team win three Ivy League Championships (2013, 2014, 2016)...member of 2014 WWBA National Championship All-Tourney Team...won three straight Poly Prep Herbert Bonet MVP awards (2014-2016)...selected to the 2015 IMG National Classic All-Tourney Team...named to the 2015 and 2016 MSG All New York City Baseball First Team...selected to the 2016 ABCA/Rowling High School All-Region team...earned the 2016 ABCA/Rowling Gold Glove Award.

POSTSEASON CAREER: Has not appeared at major league level.

2023:

- * Spent spring training on minor league side of Twins Fort Myers complex but came over occasionally to play in Minnesota exhibition games as depth player.
- * Began season with Double-A Wichita.
- * Played in 43 games for Wind Surge, hitting .171 (22-for-129) with 20 walks a .305 on-base percentage and a .553 OPS.
- * Promoted to Triple-A St. Paul on June 10 and finished season with Saints.
- * Hit safely in each of first 18 games for Saints from June 10-July 2, hitting .350 (21-for-60) with a .494 on-base percentage and a 1.110 OPS in that span.
- * Drew four walks in five plate appearances on July 27 vs. Toledo.
- * Named International League Player of the Week on July 30, hitting .550 (11-20) with six doubles, one home run, six RBI, and seven runs scored in six games for the Saints...he recorded multiple hits in five games and posted a .690 on-base percentage, a 1.000 slugging percentage and a 1.690 OPS.
- * Posted a streak of reaching safely multiple times in a game in seven-straight from July 25-August 1, posting a .647 on-base streak in that span (11 hits, 11 walks).
- * Named International League Player of the Week for second time of season on August 20, hitting .333 (6-for-18) with one triple, one home run, four RBI and a 1.040 OPS in five games.
- * Recorded first career multi-homer game in final game of season on September 22 vs. Toledo.
- * Finished second half with 50 walks, second-most in International League.
- * At both levels defensively combined, played 43 games (41 starts) at second base, 36 games (34 starts) at third base, 17 games (15 starts) at shortstop, 12 games (11 starts) in leftfield, six games (4 starts) in rightfield and two games (0 starts) at first base.
- * Between Double-A Wichita and Triple-A St. Paul, hit .255 (92-for-361) with 25 doubles, two triples, 12 home runs, 60 RBI, 70 runs scored, 79 walks, 18 stolen bases and an .837 OPS in 115 games...hit .351 (27-for-77) with a 1.107 OPS vs. left-handed pitching and .229 (65-for-284) with a .764 OPS vs. right-handed pitching.

2022: Split the season between High-A Cedar Rapids and Double-A Wichita, combining to hit .285 (136-for-477) with 30 doubles, eight triples, 10 home runs, 64 RBI, 97 runs scored and 22 stolen bases in 132 games...named Twins minor League Player of the Week on August 14...set professional career-highs in games (132), runs (97), hits (136), doubles (30), triples (8), home runs (10), RBI (64), stolen bases (22) and walks (67)...named MiLB.com organizational All-Star.

2021: Split the season between Rookie FCL Twins, Low-A Fort Myers and High-A Cedar Rapids, hitting .260 (38-for-146) with 24 runs scored, six doubles, 10 RBI, 29 walks, seven stolen bases and a .704 OPS in 47 games...played on 7-day Injured List on June 9 with a left hand fracture...played five games on rehab assignment for FCL Twins and reinstated on August 14...at both levels combined, played 20 games (19 starts) at second base, 16 games (14 starts) at shortstop, 10 games (9 starts) in leftfield.

2020: Did not play in a professional game, as the minor league season was cancelled due to COVID-19.

2019: Began professional career at the Rookie level...hit his first professional home run on June 29 at Greeneville, in his seventh career game...went 4-for-5 with a home run and two RBI on August 8...transferred to Low-A Cedar Rapids where he played in two games September 1-2.



AMATEUR CAREER: Played in 178 games (all starts) for the University of Connecticut from 2017-'19...slashed .317/.409/.403 for his collegiate career...named to the 2019 Big East First-Team All-Conference squad...reached base safely in his first 35 games of the year in 2019 and notched 20 multi-hit efforts the same season...while at UConn, was a 2019 First Team All-Big East selection, hitting .335 with a .902 OPS...earned the top spot on ESPN's SportsCenter Top 10 plays on June 1, 2019, making a sliding grab behind UConn's 3rd baseman, who was blinded by the sun, in foul territory in the Oklahoma City Regional in the 2019 NCAA Tournament...earned the 2016 ABCA/Rowling Gold Glove Award while at Poly Prep for his play at shortstop, one of only nine high school players in the country to receive the award that year.

PROFESSIONAL: Selected by Minnesota in seventh round of 2019 First-Year Player Draft out of the University of Connecticut; signed by scout John Wilson.

PRATO'S PLAYING RECORD


YEAR	CLUB	AVG	G	AB	R	H	2B	3B	HR	RBI	SH	SF	HBP	BB	SO	SB	CS	OBP	OPS
2019	Elizabethton	.267	45	161	20	43	7	1	2	17	0	3	10	19	24	3	2	.373	.733
	Cedar Rapids	.286	2	7	0	2	0	0	0	1	0	0	0	1	2	0	0	.375	.661
2020	NO SEASON - DID NOT PLAY																		
2021	FCL Twins	.222	5	18	4	4	0	0	0	2	0	0	2	3	5	1	0	.391	.613
	Fort Myers	.253	28	83	12	21	3	0	0	7	0	0	2	18	19	6	1	.398	.687
	Cedar Rapids	.289	14	45	8	13	3	0	0	1	0	0	2	8	13	0	1	.418	.774
2022	Cedar Rapids	.271	45	181	46	49	8	5	7	33	0	4	2	22	59	12	4	.349	.836
	Wichita	.294	87	296	51	87	22	3	3	31	1	3	11	45	71	10	2	.403	.822
2023	Wichita	.171	43	129	17	22	2	1	2	15	2	0	5	20	35	8	2	.305	.553
	St. Paul	.302	72	232	53	70	23	1	10	45	0	2	6	59	69	10	4	.452	.991
Minor League Totals		.270	341	1152	211	311	68	11	24	152	3	12	40	195	297	50	16	.390	.801

PRATO'S PROFESSIONAL INJURED LIST HISTORY

DATES	INJURY	LEVEL
June 9-August 14, 2021	Left Hand Fracture	High-A Cedar Rapids

TWINS MOST RUNS SCORED IN A GAME

RUNS	DATE/OPPONENT	RUNS	DATE/OPPONENT	RUNS	DATE/OPPONENT
24	4/24/96 at Detroit	17	5/25/65 at Boston	15	5/14/64 vs. Chicago-AL
23	6/4/02 vs. Cleveland		7/24/76 at Chicago-AL		7/2/64 at Boston
21	5/20/94 vs. Boston		7/25/83 vs. Milwaukee		5/15/76 at California
	6/4/94 at Detroit		5/29/92 vs. Detroit		7/10/77 vs. Seattle
20	4/27/80 vs. Oakland		8/10/94 vs. Boston		5/7/78 at Baltimore
	7/6/07 at Chicago-AL		7/2/16 vs. Texas		9/9/80 vs. Milwaukee
	5/21/09 at Chicago-AL		9/2/17 vs. Kansas City		5/22/88 at Texas
	8/22/14 vs. Detroit	16	9/7/69 at Oakland		5/24/92 at Detroit
	6/13/17 vs. Seattle		5/8/79 vs. Toronto		6/4/92 vs. Texas
	9/4/23 at CLE		6/30/79 vs. Chicago-AL		9/19/00 vs. Texas
19	6/26/77 vs. Chicago-AL		5/18/83 vs. Oakland		6/12/03 vs. Colorado
	5/20/89 at Texas		4/24/90 vs. Detroit		5/9/06 at Texas
	7/26/10 at Kansas City		5/25/90 vs. Boston		7/31/06 vs. Texas
	7/16/12 vs. Baltimore		4/3/96 vs. Detroit		5/21/10 vs. Milwaukee
18	9/5/76 vs. Chicago-AL		4/30/96 vs. Kansas City		5/8/13 at Boston
	9/10/76 vs. Kansas City		7/15/96 vs. Chicago-AL		8/20/15 at Baltimore
	4/15/79 at Seattle		7/25/96 vs. Boston		7/10/16 at Texas
	5/16/03 vs. Chicago-AL		6/19/03 at Kansas City		8/16/18 vs. Detroit
	9/4/12 at Chicago-AL		6/1/04 vs. Tampa Bay		7/5/19 at New York-NL
	5/18/19 at Seattle		5/20/06 at Milwaukee		4/5/21 at Detroit
			5/13/07 vs. Detroit		
			8/3/14 at Chicago-AL		
			9/12/17 vs. San Diego		
			4/20/19 at Baltimore		
			5/23/19 at Los Angeles-AL		
			5/14/23 vs. Chicago-NL		



MINNESOTA TWINS

ILLICOTT & GIBSON CO.
SILVER SLUGGER
AWARD
PRESENTED BY
JOE MAUER-C
MEMBER OF THE
AMERICAN LEAGUE OFFICIAL BALL
2024





90

EMMANUEL RODRIGUEZ

OF

H/W: 5-10/224 **B/T:** L/L
OPENING DAY AGE: 21
BORN: 2/28/2003 in Santiago, DR
RESIDES: Santiago, DR

ACQUIRED: Signed as international free agent, 7/2/19
M.L. SERVICE: None
OPTIONS USED: 0 of 3
CONTRACT STATUS: Signed through 2024

PERSONAL: Emmanuel Rodriguez...signed as 16-year-old out of Santiago, Dominican Republic in July of 2019...Instagram: e__rodriguez...if he wasn't a baseball player, he'd be an accountant...enjoys watching movies in his free time, especially horror movies; his favorite is "Chucky".

CAREER HIGHLIGHTS: Ranked No. 3 prospect in Twins organization entering 2024 by *Baseball America* and 53rd overall in baseball...ranked number three prospect in Twins organization entering 2023, by MLB.com; also named 42nd overall in baseball by Baseball Prospectus, 46th by *Baseball America* and 88th by MLB.com...drew 92 walks in 2023 at High-A Cedar Rapids, leading entire Twins organization...named Twins minor league Player of the Week five times in 2023, most ever for a Twins minor leaguer...named 2023 Midwest League Postseason All-Star...ranked as 18th-best prospect in Twins system by MLB.com, entering 2022...ranked as the 25th-best prospect in the Twins farm system by MLB.com in 2020.

POSTSEASON CAREER: Has never appeared at major league level.

2023:

- ✦ Was not official spring training invite but played in a few games for Minnesota during exhibition season...ranked as No. 3 prospect in Twins organization entering season, by MLB.com...also named 42nd overall in baseball by Baseball Prospectus, 46th by *Baseball America* and 88th by MLB.com.
- ✦ Spent entire season with High-A Cedar Rapids.
- ✦ Hit first career grand slam in fourth game of season on April 11 vs. Quad Cities.
- ✦ Placed on 7-day Injured List on April 18 with a left hip/pelvis (abdomen) strain; reinstated on May 6.
- ✦ Stole 10-straight bases successfully from May 19-July 14.
- ✦ Drew a walk in season-long 11-straight games from May 27-June 10, totaling 14 in that span (.423 OBP).
- ✦ Named Twins minor league Player of the Week five times on season, most ever for a Twins minor leaguer: June 25, July 23, August 6, September 10 and September 24.
- ✦ Drew professional career-high with four walks on July 1 at Peoria...walked multiple times in 26 of 99 games played.
- ✦ Reached base in season-long 24-straight games from August 9-September 9, posting a .427 on-base percentage in that span.
- ✦ Played in six Postseason games for Kernels, hitting three home runs during the MWL Championship series against Great Lakes...homered twice in Game 1 at Great Lakes and hit grand slam in decisive Game 3, helping guide Kernels to first championship since 1994.
- ✦ Hit .298 (28-for-94) vs. left-handed pitching and .219 (57-for-260) vs. right-handed pitching.
- ✦ Played all 94 games defensively (all starts) in centerfield, committing six errors in 253 total chances, including seven outfield assists.
- ✦ Named Midwest League Post-season All-Star.
- ✦ Led Twins organization in walks (92) and triples (9)...also tied for first in Midwest League and tied for 18th in all of Minor League Baseball.
- ✦ Named by *Baseball America* as being the best power hitter in the Twins system.
- ✦ Added to Twins' 40-man roster on November 14.
- ✦ Named outfielder on Twins MiLB.com organizational All-Star team.
- ✦ Ranked number three prospect in Twins organization entering 2024 by *Baseball America*.

2022: Ranked as 18th-best prospect in Twins system by MLB.com, entering 2022...spent entire season with Low-A Fort Myers, batting .272 (37-for-136) with five doubles, three triples, nine home runs, 25 RBI, 57 walks, 35 runs scored and 11 stolen bases in 47 games...recorded second professional multi-homer game on April 15 vs. Jupiter...named Florida State League Player of the Week on June 5...placed on 7-day Injured List with left knee sprain from June 9, which ended his season...transferred to 60-day IL on July 23.

2021: Spent the season with Rookie FCL Twins, hitting .214 (27-for-126) with 31 runs scored, five doubles, two triples, 10 home runs, 23 RBI, 23 walks and a .870 OPS in 37 games...hit first professional home run on July 3 vs. FCL Red Sox...had first career multi-homer game on July 30 at FCL Red Sox.

2020: Did not play professional due to COVID 19 pandemic cancelling minor league season...ranked as the 25th-best prospect in the Twins farm system by MLB.com.

PROFESSIONAL CAREER: Signed as international free agent on July 2, 2019; signed by scout Fred Guerrero.



RODRIGUEZ'S PLAYING RECORD

YEAR	CLUB	AVG	G	AB	R	H	2B	3B	HR	RBI	SH	SF	HBP	BB	SO	SB	CS	OBP	OPS
2020	DSL Twins																		
NO SEASON - DID NOT PLAY																			
2021	FCL Twins	.214	37	126	31	27	5	2	10	23	0	1	3	23	56	9	4	.346	.870
2022	Fort Myers	.272	47	136	35	37	5	3	9	25	0	2	4	57	52	11	5	.492	1.043
2023	Cedar Rapids	.240	99	354	87	85	13	9	16	55	0	4	5	92	134	20	5	.400	.863
Minor League Totals		.242	183	616	153	149	23	14	35	103	0	7	12	172	242	40	14	.413	.908

RODRIGUEZ'S PROFESSIONAL INJURED LIST HISTORY

DATES	INJURY	LEVEL
April 18-May 6, 2023	Left Hip/Pelvis Strain	High-A Cedar Rapids
June 9-end of 2022 season	Left Knee Sprain	Low-A Fort Myers

BASEBALL AMERICA - TOP 10 PROSPECTS

TWINS TOP 10 PROSPECTS FROM 2003-2024

2003

- Joe Mauer, C
- Justin Morneau, IF
- Michael Cuddyer, OF
- Michael Restovich, OF
- Denard Span, OF
- Scott Tyler, RHP
- J.D. Durbin, RHP
- Jason Kubel, OF
- Lew Ford, OF
- Adam Johnson, RHP

2007

- Matt Garza, RHP
- Glen Perkins, LHP
- Kevin Slowey, RHP
- Chris Parmelee, OF
- Anthony Swarzak, RHP
- Pat Neshek, RHP
- Alexi Casilla, IF
- Joe Benson, OF
- Paul Kelly, IF
- J.D. Durbin, RHP

2011

- Kyle Gibson, RHP
- Aaron Hicks, OF
- Miguel Sanó, IF
- Joe Benson, OF
- Ben Revere, OF
- Liam Hendriks, RHP
- Alex Wimmers, RHP
- Adrian Salcedo, RHP
- Oswaldo Arcia, OF
- Carlos Gutierrez, RHP

2015

- Byron Buxton, OF
- Miguel Sanó, IF
- José Berrios, RHP
- Kohl Stewart, RHP
- Alex Meyer, RHP
- Nick Gordon, IF
- Nick Burdi, RHP
- Jorge Polanco, IF
- Trevor May, RHP
- Eddie Rosario, OF

2019

- Royce Lewis, SS
- Alex Kirilloff, OF
- Brusdar Graterol, RHP
- Wander Javier, IF
- Trevor Larnach, OF
- Brent Rooker, OF
- Jhoan Duran, RHP
- Blayne Enlow, RHP
- Ryan Jeffers, C
- Yunior Severino, IF

2023

- Royce Lewis, SS
- Brooks Lee, SS
- Emmanuel Rodríguez, OF
- Edouard Julien, IF
- Connor Prielipp, LHP
- Matt Wallner, OF
- Marco Raya, RHP
- Louie Varland, RHP
- David Festa, RHP
- Siméon Woods Richardson, RHP

2004

- Joe Mauer, C
- Justin Morneau, IF
- Matt Moses, IF
- J.D. Durbin, RHP
- Jesse Crain, RHP
- Jason Bartlett, SS
- Denard Span, OF
- Jason Kubel, OF
- Grant Balfour, RHP
- Michael Restovich, OF

2008

- Nick Blackburn, RHP
- Joe Benson, OF
- Wilson Ramos, C
- Tyler Robertson, LHP
- Anthony Swarzak, RHP
- Ben Revere, OF
- Jason Pridie, OF
- Brian Duensing, LHP
- Jeff ManSHIP, RHP
- Trevor Plouffe, IF

2012

- Miguel Sanó, IF
- Joe Benson, OF
- Eddie Rosario, 2B/OF
- Aaron Hicks, OF
- Oswaldo Arcia, OF
- Levi Michael, IF
- Liam Hendriks, RHP
- Kyle Gibson, RHP
- Chris Parmelee, 1B/OF
- Brian Dozier, IF

2016

- Byron Buxton, OF
- José Berrios, RHP
- Max Kepler, OF/1B
- Nick Gordon, IF
- Tyler Jay, LHP
- Jorge Polanco, IF
- Byung Ho Park, 1B/DH
- Kohl Stewart, RHP
- Stephen Gonsalves, LHP
- Nick Burdi, RHP

2020

- Royce Lewis, SS
- Alex Kirilloff, OF
- Trevor Larnach, OF
- Brusdar Graterol, RHP
- Jordan Balazovic, RHP
- Jhoan Duran, RHP
- Ryan Jeffers, C
- Matt Canterno, RHP
- Blayne Enlow, RHP
- Misael Urbina, OF

2024

- Walker Jenkins, OF
- Brooks Lee, SS
- Emmanuel Rodríguez, OF
- David Festa, RHP
- Marco Raya, RHP
- Matt Canterno, RHP
- Tanner Schobel, INF
- C.J. Culpepper, RHP
- Austin Martin, IF/OF
- Charlee Soto, RHP

2005

- Joe Mauer, C
- Jason Kubel, OF
- Jesse Crain, RHP
- J.D. Durbin, RHP
- Francisco Liriano, LHP
- Kyle Waldrop, RHP
- Anthony Swarzak, RHP
- Matt Moses, IF
- Jason Bartlett, SS
- Scott Baker, RHP

2009

- Aaron Hicks, OF
- Ben Revere, OF
- Wilson Ramos, C
- José Mijares, LHP
- Danny Valencia, IF
- Anthony Swarzak, RHP
- Shooter Hunt, RHP
- Kevin Mulvey, RHP
- Carlos Gutierrez, RHP
- Angel Morales, OF

2013

- Miguel Sanó, IF
- Byron Buxton, OF
- Oswaldo Arcia, OF
- Kyle Gibson, RHP
- Aaron Hicks, OF
- José Berrios, RHP
- Eddie Rosario, 2B/OF
- Max Kepler, OF
- Danny Santana, IF
- Luke Bard, RHP

2017

- Nick Gordon, IF
- Stephen Gonsalves, LHP
- Alex Kirilloff, OF/1B
- Fernando Romero, RHP
- Tyler Jay, LHP
- Adalberto Mejia, LHP
- Kohl Stewart, RHP
- Felix Jorge, RHP
- Daniel Palka, OF
- Travis Blankenhorn, 3B/2B

2021

- Alex Kirilloff, OF
- Royce Lewis, SS
- Trevor Larnach, OF
- Ryan Jeffers, C
- Jhoan Duran, RHP
- Jordan Balazovic, RHP
- Aaron Sabato, 1B
- Matt Canterno, RHP
- Blayne Enlow, RHP
- Gilberto Celestino, OF

2006

- Francisco Liriano, LHP
- Jason Kubel, OF
- Matt Moses, IF
- Glen Perkins, LHP
- Anthony Swarzak, RHP
- Denard Span, OF
- Matt Garza, RHP
- Jay Rainville, RHP
- Trevor Plouffe, IF
- Kyle Waldrop, RHP

2010

- Aaron Hicks, OF
- Wilson Ramos, C
- Kyle Gibson, RHP
- Miguel Sanó, IF
- Ben Revere, OF
- Danny Valencia, IF
- Carlos Gutierrez, RHP
- Angel Morales, OF
- David Bromberg, RHP
- Max Kepler, OF

2014

- Byron Buxton, OF
- Miguel Sanó, IF
- Alex Meyer, RHP
- Kohl Stewart, RHP
- José Berrios, RHP
- Eddie Rosario, IF
- Lewis Thorpe, LHP
- Trevor May, RHP
- Danny Santana, IF
- Jorge Polanco, IF

2018

- Royce Lewis, IF
- Wander Javier, SS
- Alex Kirilloff, OF/1B
- Stephen Gonsalves, LHP
- Brusdar Graterol, RHP
- Fernando Romero, RHP
- Brent Rooker, OF
- Nick Gordon, IF
- Blayne Enlow, RHP
- Tyler Jay, LHP

2022

- Austin Martin, OF/SS
- Royce Lewis, SS
- Jordan Balazovic, RHP
- Joe Ryan, RHP
- Jose Miranda, 3B/2B
- Josh Winder, RHP
- Chase Petty, RHP
- Siméon Woods Richardson, RHP
- Matt Canterno, RHP
- Jhoan Duran, RHP

BOLD indicates has played at major league level



41

JOE RYAN

RHP

H/W: 6-2/209 **B/T:** R/R
OPENING DAY AGE: 27
BORN: 6/5/1996 in San Francisco, CA
RESIDES: San Anselmo, CA

ACQUIRED: Trade with TB, 7/22/21
M.L. SERVICE: 2 years, 33 days
OPTIONS USED: 0 of 3
CONTRACT STATUS: Signed thru 2024

PERSONAL: Joseph Philip Ryan...Instagram: @thejoeryanexperience...born and raised in Marin County, CA – family has lived there for five generations...father, Kurtis, is an extreme athlete and used to take him on week-long camping trips and hiking after school...growing up, his primary sport was water polo, which he played year-round, even during baseball season...went to water polo camp in fourth grade and was hooked on the sport...used the pandemic pause in 2020 to take Muay Thai training lessons via Zoom...selected by Tampa Bay in seventh round of 2018 First-Year Player Draft out of California State University Stanislaus...went 8-1 with a 1.65 ERA (98.1 IP, 18 ER) in 14 starts as a senior and led all divisions of collegiate baseball with 127 strikeouts...earned three selections to All-American teams, including First Team All-America honors by the Division II Conference Commissioners Association...pitched three seasons at California State University Northridge before transferring to Stanislaus...earned a silver medal with Team USA at the 2020 Tokyo Olympics, going 1-0 with a 1.74 ERA (10.1 IP, 2 ER), one walk and eight strikeouts in two starts; became the first Twins farmhand to record an Olympic victory since Brian Duenensing earned the win for Team USA over Team Canada August 16, 2008 at the Beijing Olympics...also pitched for Team USA in the World Baseball Softball Confederation (WBSC) Baseball Americas Qualifier in early June 2021; started once for Team USA against the Dominican Republic June 1, taking a no-decision after allowing three runs on four hits, with one walk and 10 strikeouts...two of those 10 K's were against former Toronto Blue Jays slugger José Bautista, who was punched out twice by Ryan; Team USA won that game, 8-6, and went on to win the qualifier and clinch an Olympic berth...was roommate with Twins pitcher and fellow 2021 trade acquisition Simeon Woods Richardson during the tournament...spent first major league season wearing uniform number 74, changing to 41 prior to 2022 season...has a passion for martial arts and boxing, mostly for the mental side...worked with Jason Park, a Muay Thai Coach and a UFC coach...enjoys the workout and says it's similar to pitching...participated in 2023 TwinsFest at Target Field in January...his mound warm-up song is "Fire on the Mountain" by the Grateful Dead.

CAREER HIGHS

IP: 9.0, 6/22/23 vs. BOS
Walks: 5, 5/10/22 vs. HOU
SO: 11, 9/22/21 at CHC
CG: 1, 6/22/23 vs. BOS
Low-Hit CG: 3, 6/22/23 vs. BOS
Win-Streak: 5, 4/2-25/23



CAREER HIGHLIGHTS: Twins are his second organization, after being selected by Tampa Bay in the seventh round of the 2018 draft...was main piece in Nelson Cruz trade in 2021 that sent Cruz to the Rays...posted a 0.74 WHIP in his first nine big league starts, the lowest WHIP by any pitcher in first nine career starts since Christy Mathewson (0.70) from 1900-01...set Twins rookie record for strikeouts with 151 in 2022...in 2022, he led all rookies in baseball in wins (13), innings pitched (147.0), tied for first in starts (27), second in opponent batting average (.211 - min. 125.0 IP), and third in ERA (3.55 - min. 125.0 IP) and strikeouts (151)...entered the 2022 season as the 86th-best prospect in baseball, per *Baseball America* and 97th by MLB.com (No. 4 in Twins system)...made his major league debut September 1, 2021 vs. Chicago-NL at Target Field (L, 5.0 IP, 3 H, 3 R/ER, 1 BB, 5 K)...earned first career win September 8, 2021 at Cleveland, tossing 7.0 shutout innings (1 H, 4 K); became the first pitcher in American League history to toss seven-or-more shutout innings and allow one-or-fewer base runners in his first two career starts (*Stats Perform*)...allowed just four baserunners in his third career start in Game 1 September 14, 2021 vs. Cleveland, becoming the first pitcher in American League/National League history to work at least 5.0 innings and allow four-or-fewer base runners in each of his first three career games...fanned career-high 11 batters September 22, 2021 at Chicago-NL; also struck out seven-consecutive batters, a Twins rookie record and one shy of the club record...worked at least 5.0 innings and allowed four-or-fewer base runners through his first four career starts, the only pitcher in AL/NL history (1901-present) to do so...also marked one of two pitchers in AL/NL history to toss at least 5.0 innings and allow three-or-fewer hits in each of his first four career games, alongside San Francisco's Matt Cain in 2005...ended 2021 season as the sixth-best prospect in the Twins organization, per MLB.com.

MLB PITCHING LEADERS

STRIKEOUTS-PER-9.0 IP IN 2023
(MINIMUM OF 150.0 INNINGS)

1. Spencer Strider, ATL..... 13.55
2. Blake Snell, SD..... 11.70
3. Kevin Gausman, TOR..... 11.53
4. Freddy Peralta, MIL..... 11.41
5. Joe Ryan, MIN..... 10.97

POSTSEASON CAREER: 2023: Started the decisive Game 4 of ALDS on October 11 vs. Houston, allowing one run on two hits in 2.0 innings pitched, with no walks and one strikeout, allowing a solo home run to Michael Brantley...five relievers followed and the Twins were defeated by a score of 3-2 and eliminated.

2023:

- Made Twins Opening Day roster for second time in career (second time consecutively) and was club's number three starter...made his season debut on April 2 at Kansas City, allowing one run on three hits in 6.0 innings pitched and earning the win in a Twins 7-4 victory.
- Struck out 10 batters in second start of season on April 8 vs. Houston (6.0 IP)...matched that five more times on season: April 13 at New York-AL (7.0 IP), May 13 vs. Chicago-NL (6.0 IP), July 9 vs. Baltimore (4.1 IP), July 21 vs. Chicago-AL (6.0 IP) and September 24 vs. Los Angeles-AL (6.0 IP).
- Began season 5-0, 2.37 ERA (38.0 IP, 10 ER) with six walks and 43 strikeouts in first six starts from April 2-May 2...this included 36 strikeouts and a 2.81 ERA in five April starts; tied for sixth-most strikeouts in the AL and 12th-best ERA.
- Became seventh pitcher in Twins/Senators franchise history to win each of his first five starts, joining Walter Johnson (7-straight in 1913), Joe Boehling (7-straight in 1913), Sad Sam Jones (6-straight in 1930), Jerry Koonsman (5-straight in 1979), Connie Marrero (5-straight in 1951) and Milo Candini (5-straight in 1943).

AL PITCHING LEADERS

xwOBA IN 2023

1. Pablo López, MIN..... .269
2. Zach Eflin, TB..... .270
3. Kutter Crawford, BOS..... .280
4. Gerrit Cole, NYY..... .289
5. Joe Ryan, MIN..... .291
6. Bailey Ober, MIN..... .295

WHAT'S MEANT TO BE

Joe started his college career with California State University, Northridge from 2015-17. During those summers, he pitched with the Orleans Firebirds in the Cape Cod League in 2015 and '16. He almost signed with the Twins after his junior season in 2017 after being spotted by Derek Falvey, while throwing bullpens in the Cape. The signing didn't work out, so Joe went to California State University, Stanislaus to finish his collegiate career, then was drafted by the Rays in the seventh round of the 2018 MLB Draft.

- Won eighth-straight decision on April 25 vs. New York-AL, a streak that spanned back to September 13, 2022 (9 starts)...marked longest winning streak by Twins starter since Michael Pineda went 8-0 in 16 starts from July 21, 2019-April 15, 2021.
- Went 2-2, 2.73 ERA (33.0 IP, 10 ER) with nine walks and 40 strikeouts in six May starts...tied for fourth in the AL in strikeouts.
- Pitched first career complete-game shutout on June 22 vs. Boston, allowing three hits, with no walks and nine strikeouts in a Twins 6-0 victory...threw 112 pitches, setting a new single-game career high and surpassing his prior high of 110...marked the first complete-game shutout by a Twin since José Berríos on June 7, 2018 vs. Chicago-AL, a span of 724 games between complete games.
- Allowed five home runs on June 27 at Atlanta in 3.0 innings pitched...tied club record for homers allowed in a game, matching his own start from July 29, 2022 at San Diego; Bert Blyleven on September 13, 1986 vs. Texas; and Carlos Silva on August 22, 2006 at Baltimore.
- Went 8-6, 3.70 ERA (107.0 IP, 44 ER) with 18 walks and 124 strikeouts in 18 starts pre-All-Star break...ranked fifth in the AL in strikeouts and 14th in innings pitched.
- Allowed just eight home runs in first 15 starts (93.2 innings pitched) from April 2-June 22, but allowed 17 in a seven-start stretch (32.1 innings pitched) from June 27-August 2.
- Placed on 15-day Injured List on August 3 with a left groin strain...made one start on rehab assignment with Triple-A St. Paul and was reinstated on August 26.
- Struck out Michael Stefanic on September 24 vs. Los Angeles-AL, the 1,462nd strikeout for Twins pitchers on season, setting a Twins/Senators franchise record.
- Went 7-4, 3.83 ERA (82.1 IP, 35 ER) in 14 home starts, compared to 4-6, 5.22 ERA (79.1 IP, 46 ER) in 15 road starts.
- Held left-handed hitters to a .222 average with a .640 OPS, compared to .269 with an .829 OPS vs. right-handers.
- Set career-highs in starts (29), innings pitched (161.2) and strikeouts (197).
- Posted a 1.78 home runs-per-9.0 innings pitched ratio, the fourth highest in baseball.
- Was supported with 97 runs of offense for a run support average of 5.40, 11th highest in the AL.
- Ranked second on Twins staff in strikeouts (147) and second in innings pitched (161.2) and starts (29).
- Ranked third in the AL and fourth in baseball in strikeouts-per-walk ratio at 5.79 (minimum of 150.0 innings pitched).
- Ranked eighth in the American League in strikeouts (197)...ranked second in the AL in strikeouts-per-9.0 innings pitched at 10.97, among pitchers with a minimum of 150.0 innings pitched.
- Ranked in the 92nd percentile in baseball in fastball run value (13)...ranked in the 88th percentile in strikeout percentage (29.3%) and in chance percentage (32.9%).
- Posted an expected batting average of .208 on his 4-seam fastball, fourth best in the AL and sixth best in baseball.
- Started the decisive Game 4 of ALDS on October 11 vs. Houston, allowing one run on two hits in 2.0 innings pitched, with no walks and one strikeout, allowing a solo home run to Michael Brantley...five relievers followed and the Twins were defeated by a score of 3-2 and eliminated.

2022: Made Twins Opening Day roster, the first of career...spent nearly all season with Minnesota...was club's Opening Day starter April 8 vs. Seattle, allowing two runs on two hits in 4.0 innings pitched with four walks and four strikeouts and was dealt the loss in a Twins 2-1 defeat...became second rookie in franchise history (since 1901) to start on Opening Day, joining Tom Hall on April 8, 1969...became third player in MLB's Expansion Era (since 1961 - the Twins' first season in Minnesota) to make an Opening Day start within the first six games of his career, joining Steve Busby for the Kansas City Royals in 1973 and José Guzman for the Texas Rangers in 1986...at age 25 years, 307 days old, Ryan was the eighth Twins Opening Day starting pitcher under age 26 in the last 30 years, joining: José Berríos in 2019 (age 24.305), Vance Worley in 2013 (age 25.188), Francisco Liriano in 2009 (age 25.162), Brad Radke in 1997 (age 24.156), Radke in 1996 (age 23.157) and Scott Erickson in 1992 (age 24.064)...posted 20.0-scoreless inning streak from April 15-May 3, longest for a Twins pitcher on season...struck out nine batters in fourth start April 27 vs. Detroit, allowing one run in 7.0 innings pitched...matched season-high with nine strikeouts two more times during season: August 3 vs. Detroit (5.0 IP) and September 13 vs. Kansas City (7.0 IP)...went 3-1, 1.17 ERA (23.0 IP, 3 ER) with six walks and 25 strikeouts in four April starts...his ERA ranked second in the AL and tied for fourth in baseball for the month (minimum 20.0 innings pitched), the lowest ERA for a rookie in March/April (min. 20 IP) in Twins/Senators history (since 1901) and fifth-lowest in any single month, trailing Jim Hughes (0.87 in May 1975), Milo Candini (0.88 in June 1943), Jim Shaw (0.91 in September 1914) and Francisco Liriano (1.13 in May 2006)...placed on COVID Injured List May 25...made one rehab start with Triple-A St. Paul June 9 and reinstated June 14...allowed five home runs July 29 at San Diego (also career-high 10 runs), matching a Twins/Senators franchise record, done three times previously (first since Carlos Silva in 2006)...first pitcher with 10-plus runs allowed since Rick Reed in 2003...prior to that start, had gone 7-3, 2.89 ERA (81.0 IP, 26 ER) in 15 starts...threw 100-plus pitches in seven of 27 starts, including a season-high of 110 August 9 at Los Angeles-AL...was also most for Twins starter in 2022...struck out 41 batters in 32.2 innings pitched (6 starts) in August...tied for fifth-most strikeouts in the AL and tied for ninth in baseball for that month...41 strikeouts were most by Twins rookie in one month since Francisco Liriano struck out 55 in July 2006 (41.2 IP)...pitched 7.0 no-hit innings September 13 vs. Kansas City, with two walks and nine strikeouts in a Twins 6-3 victory, throwing 106 pitches...relieved by Jovani Moran, who carried a no-hitter into the ninth inning, only to be broken-up by a Bobby Witt Jr. double...became first rookie in Twins/Senators history (1901-present) with an outing of at least 7.0 no-hit innings...the win over the Royals made him 4-0 against them on the season, becoming the first Twins rookie to earn four-plus wins against one team in a season (*Ellias*)...struck out his 145th batter of season September 30 at Detroit (Spencer Torkelson in the second inning), passing Francisco Liriano (144 - 2006) and setting a Twins rookie record for strikeouts...went 3-0, 1.09 ERA (24.2 IP, 3 ER) with eight walks and

DINERS, DRIVE-INS AND DIVES

Joe loves the restaurants as well as trying out new spots to eat around the Twin Cities area. Some of his favorites include Porzana, Sanjuan, Young Joni, Spoon and Stable, Mara, Martina, Brasa, Parlour and more.

AL PITCHING LEADERS

STRIKEOUTS SINCE 2022

1. Gerrit Cole	479
2. Kevin Gausman	442
3. Dylan Cease	441
4. Framber Valdez	394
5. Shohei Ohtani	386
6. Lucas Giolito	381
7. Logan Gilbert	363
8. Nick Pivetta	358
9. Cristian Javier	353
10. Joe Ryan	348

27 strikeouts in final four starts from September 13-20...struck out at least five batters in 18 of 27 starts, six-plus in 14 starts, seven-plus in 11 starts and eight-plus in six starts...finished with a 9.2 strikeouts-per-9.0 innings pitched ratio...went 7-4, 3.04 ERA (83.0 IP, 28 ER) in 15 home starts, compared to 6-4, 4.22 ERA (64.0 IP, 30 ER) in 12 road starts...went 6-3, 2.58 ERA (59.1 IP, 17 ER) in 11 day starts, compared to 7-5, 4.21 ERA (87.2 IP, 41 ER) in 16 night starts...held left-handed hitters to a .202 batting average, compared to .219 vs. right-handers...led Twins staff in wins (13), innings pitched (147.0) and strikeouts (151), and ranked second in starts (27)...finished first in club history in single-season rookie strikeouts (151), third in wins (13) and 17th in innings pitched (147.0)...held opponents to a .174 (54-for-310) batting average with 96 strikeouts vs. his four-seam fastball... threw his fastball 1,436 times, which equaled 60.1% of his pitches...ranked eighth in baseball in amount of four-seam fastballs thrown...also, 60.1% was the third-highest percentage in baseball (minimum 1,000 pitches thrown), trailing only Michael Kopec (61.8%) and Carlos Rodón (61.2%)... finished with a .211 opponent batting average, the best in club history among rookies with a minimum of 125.0 innings pitched...his 3.55 ERA was seventh-best under same criteria...led all rookies in baseball in wins (13) and innings pitched (147.0), and was tied for first in starts (27); also ranked second in opponent batting average (.211 - min. 125.0 IP), and third in ERA (3.55 - min. 125.0 IP) and strikeouts (151)...named to MLB.com/MLB Pipeline's 2022 All-Rookie First Team.

AL PITCHING LEADERS	
WINS SINCE 2022	
1. Framber Valdez.....	29
2. Gerrit Cole.....	28
3. Logan Gilbert.....	26
4. Shohei Ohtani.....	25
5. Justin Verlander.....	25
6. Joe Ryan.....	24
Kevin Gausman.....	24

PLAYERS

JOE COOL

Growing up in the bay area, Joe is a fan of the San Francisco 49ers. Prior to boarding the bus en route to Angel Stadium pre-game on May 21 of last season, Joe randomly bumped into one of his childhood heroes, Joe Montana, in the hotel lobby. He introduced himself to Montana and briefly snapped a picture with the NFL Hall of Famer.

2021: Was a non-roster invitee to Tampa Bay Rays spring training and made three appearances (1 start)...worked 3.0 scoreless innings (0 H, 0 BB, 4 K)...faced the Twins once, tossing a scoreless fourth inning March 10 at Charlotte Sports Park...optioned from major league camp March 16 and began the season at the Rays alternate training site, before being assigned to Triple-A Durham...made his season and Triple-A debut May 5 at Memphis, earning the win after striking out nine batters and walking none over 5.0 shutout innings (2 hits)...named the Triple-A East Pitcher of the Week for July 5-11; allowed one hit and one walk, with a season-high-tying nine strikeouts, over a career-high-tying 7.0 shutout innings July 11 at Norfolk...acquired by the Twins July 22, alongside minor league right-handed pitcher Drew Strotman, in exchange for designated hitter Nelson Cruz and minor league right-handed pitcher Calvin Faucher...traded while with Team USA in Tokyo, Japan, participating in the Olympics...pitched for Team USA at the 2020 Tokyo Olympics, going 1-0, 1.74 ERA (10.1 IP, 2 ER), one walk and eight strikeouts in two starts...became the first Twins farmhand to record an Olympic victory since Brian Duensing earned the win for Team USA over Team Canada August 16, 2008 at the Beijing Olympics...made his Twins organization debut for Triple-A St. Paul August 20 vs. Iowa, upon his return to the U.S....allowed just one hit — a fourth-inning solo homer — and walked one batter while striking out nine (including the first six batters he faced) in a 4.0-inning no-decision...his performance earned him the Twins minor league Pitcher of the Week award for that time frame...made two starts for the Saints, posting a 2.00 ERA (9.0 IP, 2 ER), two walks and 17 strikeouts in those outings...had his contract selected by the Twins on September 1 and made his major league debut that night vs. Chicago-NL...took the loss after allowing three runs on three hits, with one walk and five strikeouts in 5.0 innings...all four base runners occurred in the third inning, and all three runs allowed came on a Frank Schwindel two-out, three-run homer...earned his first career win on September 8 at Cleveland (7.0 IP, 1 H, 0 R, 0 BB, 4 K)...retired the first 19 batters he faced in the start, becoming the first Twins pitcher to do so since Francisco Liriano retired the first 19 Rangers on June 12, 2011 vs. Texas (*Elias Sports Bureau*)...also became the first pitcher in American League history to toss seven-or-more shutout innings and allow one-or-fewer base runners within his first two career starts (*Stats Perform*)...yielded just five total base runners combined in his first two career starts...took a no-decision in his third career start in the first game of a doubleheader September 14 vs. Cleveland (5.0 IP, 3 H, 1 R/ER, 1 HR, 1 BB, 5 K); the Twins lost, 3-1...allowed just four base runners (3 H, 1 BB) in the start, becoming the first pitcher in AL/NL history to work at least 5.0 innings and allow four-or-fewer base runners in each of his first three career games...made his fourth career start September 22 at Chicago-NL (W, 5.0 IP, 3 H, 2 R/ER, 1 BB, 11 K)...earned his second career win and fanned a career-high 11 batters, including the final seven batters he faced and six looking strikeouts...his seven-consecutive strikeouts set a Twins rookie record...also became the first pitcher in Twins history (1961-present) with 11 strikeouts in a complete outing of 5.0 innings-or-less... per *ESPN Stats & Info*, Ryan became the fourth starter in the Expansion Era (1961-present) to strike out the final seven batters he faced in an outing, joining New York-NL's Tom Seaver (1970), Washington's Stephen Strasburg (2010) and New York-NL's Jacob deGrom (2021)...worked at least 5.0 innings and allowed four-or-fewer base runners through his first four career starts, the only pitcher in AL/NL history (1901-present) to do so...became one of two pitchers in AL/NL history to toss at least 5.0 innings and allow three-or-fewer hits in each of his first four career games, alongside San Francisco's Matt Cain in 2005...made his final start of the season on September 30 vs. Detroit...took a no-decision after allowing a career-high six runs on six hits (2 HR), with two walks and five strikeouts in 4.2 innings...held opposing hitters to a .168 (16-for-95) batting average (LHB - .149, RHB - .188), fourth among major league rookies (min. 90 opp. AB) and the second-lowest single-season mark by a Twins rookie pitcher (same parameters, 1961-present), behind only Caleb Thielbar in 2013 (.154)...his 30 career strikeouts marked the most in Twins/Senators history through a pitcher's first five games...his 6.00 strikeout-to-walk ratio (30 K, 5 BB) is second in Twins/Senators history (min. 20.0 IP) through a pitcher's first five career games, behind Connie Marrero (6.50 in 1950)...ended the season ranked as the sixth-best prospect in the Twins organization, per MLB.com...ranked 97th-best prospect in baseball by MLB.com, entering 2022.

FIRE ON THE MOUNTAIN

Joe's mound warm-up song is "Fire on the Mountain" by the Grateful Dead and collaborated with the band and clothing company HOMAGE on a t-shirt, which features several different iterations of Joe pitching with a skull head and his long hair, including one with a surfboard. Joe's passion for The Grateful Dead began when he was a kid and has been bolstered over the years by a family legend involving his father, Kurt, and the late great Jerry Garcia. Per Kurt, as he went over a hill in Corte Madera, CA, he had to swerve to avoid Garcia, who was standing in the middle of the road next to his brand-new BMW, which was heavily smoking because it had overheated.

2020: Was part of the Rays' 60-man player pool and spent the summer at the alternate training site in Port Charlotte, Florida...ranked by *Baseball America* as the No. 12 prospect in the Rays system following the season.

NOT THE CIA JACK RYAN

Joe and his girlfriend (Clare) adopted their dog on Christmas Eve of 2023 while doing some last minute shopping. The dog's name was Bo but teammate Kyle Farmer had a newborn son named Bo at the time. So they changed the dog's name to Jack Ryan.

2019: Named Minor League Pitcher of the Year by the Rays Baseball Operations department after going 9-4 with a 1.96 ERA (123.2 IP, 27 ER), 27 walks and 183 strikeouts in 24 games (22 starts) between three levels of the system in his first full professional season...began the campaign with Single-A Bowling Green, promoted to Single-A Charlotte on May 13 and to Double-A Montgomery on August 12...his 183 strikeouts ranked second in the minors and ranked third all-time for a Rays minor leaguer behind Matt Moore in 2011 (210) and 2010 (208)...ranked fifth among Rays minor leaguers in ERA (min. 50.0 IP)...despite only 82.2 IP with the Stone Crabs, his 112 strikeouts tied for sixth in the Florida State League... named FSL Pitcher of the Week for June 17-23 and August 5-11...named the organization's Pitcher of the Month for both July and August, going 2-0 with a 1.49 ERA (48.1 IP, 8 ER) and 75 strikeouts in nine starts

over that stretch...yielded three runs-or-fewer in all but one of his 24 appearances, two runs-or-fewer 19 times and one run-or-fewer 14 times...named to the Rays organizational All-Star Team by MiLB.com...ranked by *Baseball America* as the No. 98 overall prospect in the minors following the season...was also the No. 10 prospect in the Rays system and No. 10 prospect in the FSL.

2018: Began his professional career with Short-A Hudson Valley...made his professional debut on June 22 vs. Vermont, earning the win after tossing 2.0 scoreless innings in relief (2 H, 3 K)...Twins retiring major league coach Bill Evers was his manager for that game, filling in...went 2-1 with a 3.72 ERA (36.1 IP, 15 ER), 14 walks and 51 strikeouts in 12 games (7 starts) that season...fanned 23 batters over his last three starts, from August 16-28.

PROFESSIONAL: Selected by Tampa Bay in the seventh round of the 2018 First-Year Player Draft out of California State University Stanislaus; signed by Rays scout Alan Hull...previously selected by San Francisco in the 39th round of the 2014 First-Year Player Draft out of Sir Francis Drake High School (CA) but did not sign.

THE RIDE

Joe was born in Marin County, California, also the birthplace of mountain biking. Joe's father, Kurt, who enjoys bike racing, was an influence on Joe's passion for the sport. In fact, Joe's love of bikes goes beyond mountain bikes as he rides an old used 1946 Schwinn to the ballpark. He says it's a good warm-up for his day and he lives close enough where he can usually get one song in before his arrival.

RYAN'S PITCHING RECORD

YEAR	CLUB	W-L	ERA	G	GS	CG	SH	SV	IP	H	R	ER	HR	HB	BB	SO	WP	K/9	BAA
2018	Hudson Valley	2-1	3.72	12	7	0	0	0	36.1	26	15	15	3	3	14	51	2	12.6	.202
2019	Bowling Green	2-2	2.93	6	6	0	0	0	27.2	19	13	9	2	1	11	47	1	15.3	.184
	Charlotte	7-2	1.42	15	13	0	0	0	82.2	47	16	13	3	5	12	112	5	12.2	.161
	Montgomery	0-0	3.38	3	3	0	0	0	13.1	11	5	5	2	0	4	24	0	16.2	.220
2021	Durham	4-3	3.63	12	11	0	0	0	57.0	35	25	23	8	3	10	75	3	11.8	.175
	St. Paul	0-0	2.00	2	2	0	0	0	9.0	5	2	2	1	0	2	17	0	17.0	.161
	MINNESOTA	2-1	4.05	5	5	0	0	0	26.2	16	12	12	4	0	5	30	1	10.1	.168
2022	St. Paul	0-0	0.00	1	1	0	0	0	3.0	1	0	0	0	0	0	4	0	12.0	.091
	MINNESOTA	13-8	3.55	27	27	0	0	0	147.0	115	60	58	20	10	47	151	2	9.2	.211
2023	St. Paul	0-0	2.25	1	1	0	0	0	4.0	1	1	1	1	0	2	7	0	15.8	.077
	MINNESOTA	11-10	4.51	29	29	1	1	0	161.2	155	83	81	32	6	34	197	3	11.0	.248
Minor League Totals		15-8	2.63	52	44	0	0	0	233.0	145	77	68	20	12	55	337	11	13.0	.175
Major League Totals		26-19	4.05	61	61	1	1	0	335.1	286	155	151	56	16	86	378	6	10.1	.226

RYAN'S DIVISION SERIES RECORD

YEAR	OPPONENT	W-L	ERA	G	GS	CG	SH	SV	IP	H	R	ER	HR	HB	BB	SO	WP	K/9	BAA
2023	Houston	0-0	4.50	1	1	0	0	0	2.0	2	1	1	1	0	0	1	0	4.5	.250

RYAN'S CAREER FIELDING RECORD

POSITION	PCT	G	PO	A	E	TC	DP	PB
Pitcher	.897	61	6	20	3	29	1	—

RYAN'S BATTING RECORD

BATTING	AVG	AB	R	H	2B	3B	HR	RBI	SH	SF	HBP	BB	SO	SB	OBP	OPS
Career	.000	2	0	0	0	0	0	0	0	0	0	0	2	0	.000	.000

RYAN'S PROFESSIONAL INJURED LIST HISTORY

DATES	INJURY	LEVEL
August 3-August 26, 2023	Left Groin Strain	Minnesota
May 25-June 14, 2022	COVID 19	Minnesota





H/W: 6-2/246 **B/T:** R/R
OPENING DAY AGE: 24
BORN: 6/4/1999 in Rye Brook, NY
RESIDES: Chapel Hill, NC

96

AARON SABATO

NON-ROSTER INVITE

ACQUIRED: 1st RD (27th overall), 2020 MLB Draft
M.L. SERVICE: None
OPTIONS USED: 0 of 3
CONTRACT STATUS: Signed thru 2024

PERSONAL: Aaron Chase Sabato (pronounced sah-BAH-toh)...Twitter: @SabatoAaron...Instagram: @aaron_sabato14...prefers the nickname "Bato"...hit .292 (19-for-65) with six doubles, seven home runs, 18 RBI, 20 runs scored, 22 walks and a .478 on-base percentage in 19 games as a sophomore for the University of North Carolina at Chapel Hill before the 2020 season was shortened due to COVID-19...in 2019, set a UNC freshman record for home runs in a season with 18 (8th most in UNC history); also led the team in batting average (.343), hits (79), doubles (25), RBI (63) and slugging percentage (.696), while posting a 1.149 OPS...named 2019 Collegiate Baseball Newspaper Co-National Freshman of the Year, First Team All-American and Freshman All-American; *Baseball America* and D1Baseball First Team Freshman All-American and Third Team All-American; NCBWA National Freshman Hitter of the Year; ABCA/Rawlings First Team All-American; Perfect Game First Team Freshman All-American; ACC Freshman of the Year and First Team All-ACC...Sabato was ranked as the 41st-best prospect in the 2020 Draft by MLB.com and 35th by *Baseball America*...prior to UNC, attended the Brunswick School in Greenwich, CT; was ranked as the fourth-best player in the state and the 35th-best shortstop in the country by Perfect Game...older brother, Teddy, also played baseball at UNC, while his father, Ted, played baseball at Mercy College...favorite movie is *The Dark Knight*, favorite TV show is *The Sopranos* and his favorite professional sports team is the Dallas Cowboys.

CAREER HIGHLIGHTS: Entered 2023 as the 27th-best prospect in the Twins organization, per MLB.com...entered 2022 as the 16th-best prospect in the Twins organization, per MLB.com...named first baseman on Twins 2021 MiLB.com organizational All-Star team.

POSTSEASON CAREER: Has never appeared at major league level.

2023:

- ✦ Was an invite to Twins spring training for second time in career...reassigned to minor league camp on March 14 and reported to Double-A Wichita where he spent the entire season.
- ✦ Reached safely in season-long 17-straight games from June 2-22, posting a .427 on-base percentage in that span (14 hits, 18 walks).
- ✦ Placed on 7-day Injured List from April 12-May 23 with a right hand contusion, after being hit on hand with pitch on April 11 vs. Northwest Arkansas.
- ✦ Posted an .876 OPS in 22 June games, recording eight doubles, one triple, three home runs and drew 19 walks in 95 plate appearances for the month.
- ✦ Drove in 14 runs in 21 August games.
- ✦ Played 55 games (all starts) at first base for Wind Surge and 21 games (all starts) at designated hitter...committed five errors at first base in 432 total chances.
- ✦ Played in 18 games for Glendale in the Arizona Fall League, hitting .215 (14-for-65) with three doubles, seven home runs, 10 RBI, 10 runs scored, nine walks and a .905 OPS...tied with teammate Kala'i Rosario for AFL lead in home runs.

2022: Was an invite to Twins spring training for the first time in career...reassigned to minor league camp March 26...named Midwest League Player of the Week twice June 5 and July 31...recorded season-high five RBI twice on season while playing for High-A Cedar Rapids: April 16 at Quad Cities and July 31 at Wisconsin...reached safely in season-long 15-straight games for the Kernels, posting a .344 on-base percentage in that span (12 hits and 9 walks)...homered six times in an eight-game span from July 23-31, including three straight from July 23-26, while amassing 16 RBI...recorded fifth career multi-homer game with Kernels on July 31 at Wisconsin...hit seven home runs with 18 RBI and a 1.084 OPS in 14 July games with Cedar Rapids...promoted to Double-A Wichita August 11...played in 23 games for Wind Surge from August 11-end of season, recording 18 RBI...combined to hit .215 (80-for-372) with 17 doubles, 22 home runs, 75 RBI and a .774 OPS in 103 games between Wichita and Cedar Rapids...hit .242 (24-for-99) vs. left-handed pitching, compared to .205 (56-for-273) vs. right-handed pitching...combined to play 82 games (all starts) at first base and 21 games (all starts) at designated hitter...made just five errors on season (635 total chances)...ranked as 27th-best prospect in Twins system by MLB.com after season.

2021: Was a non-roster depth player at major league spring training...appeared in 22 Grapefruit League games, going 2-for-18 with one RBI, two walks and three runs scored...saw his first professional action with Low-A Fort Myers and High-A Cedar Rapids, hitting a combined .202 (73-for-361) with 18 doubles, 19 home runs, 57 RBI, 69 runs scored in 107 games...began the year with Low-A Fort Myers...recorded his first career hit, a single in the top of the ninth, in his second career game on May 5 at Bradenton...hit his first career home run May 14 vs. Clearwater...recorded his first career multi-homer game August 10 at Bradenton (2 HR)...matched the feat thrice more over the final month of the season with Cedar Rapids: August 29 at Beloit, September 10 at Wisconsin and September 17 at Peoria...set a single-game career high with four RBI June 10, in the Mighty Mussels' 19-3 win at Jupiter...also recorded a career-high three hits in that contest...hit safely in a career-best six-straight games from August 10-18, batting .280 (7-for-25) with two doubles, four home runs, nine RBI and an .840 slugging percentage in that span...promoted to High-A Cedar Rapids August 23 and spent the remainder of the season with the Kernels...batted .202 (73-for-361) with 18 doubles, 19 home runs, 57 RBI, 69 runs scored, 92 walks and a .783 OPS in 107 combined games between the two levels...his 92 walks were second in the Twins system, while his 19 homers tied for sixth most among Twins farmhands...named first baseman on Twins MiLB.com organizational All-Star team...after the conclusion of the season, participated in Instructional League in Fort Myers...ranked 16th-best prospect in Twins system by MLB.com, entering 2022.

2020: Selected by the Twins in the first round (27th overall) of the First-Year Player Draft out of the University of North Carolina...did not appear in a professional game as the minor league season was cancelled due to COVID-19...participated in Instructional League in Fort Myers, FL in October...ranked as the eighth-best prospect in the Twins organization per MLB.com, and seventh best per *Baseball America*.

PROFESSIONAL: Selected by the Twins in the first round (27th overall) of the 2020 First-Year Player Draft; signed by scout Ty Dawson.

SABATO'S PLAYING RECORD

YEAR	CLUB	AVG	G	AB	R	H	2B	3B	HR	RBI	SH	SF	HBP	BB	SO	SB	CS	OBP	OPS
2020																			
NO SEASON - DID NOT PLAY																			
2021	Fort Myers	.189	85	286	48	54	15	0	11	42	0	1	7	73	117	1	0	.365	.722
	Cedar Rapids	.253	22	75	21	19	3	0	8	15	0	2	1	19	32	0	0	.402	1.015
2022	Cedar Rapids	.226	80	288	50	65	13	0	17	57	0	3	8	49	111	2	1	.351	.799
	Wichita	.179	23	84	13	15	4	0	5	18	0	2	3	10	31	2	0	.283	.688
2023	Wichita	.221	77	272	38	60	19	1	12	45	0	2	3	42	103	2	2	.329	.759
Minor League Totals		.212	287	1005	170	213	54	1	53	177	0	10	22	193	394	7	3	.348	.774

SABATO'S PROFESSIONAL INJURED LIST HISTORY

DATES	INJURY	LEVEL
April 12-May 23, 2023	Right Hand Contusion	Double-A Wichita
September 10-end of 2022 season	Left Pinky Finger Fracture	Double-A Wichita

MLB.COM'S TWINS TOP 30 PROSPECTS

PLAYERS 1-10

- Walker Jenkins, OF
- Brooks Lee, IF
- Emmanuel Rodriguez, OF
- Marco Raya, RHP
- Charlee Soto, RHP
- Connor Prielipp, LHP
- Tanner Schobel, IF
- Brandon Winokur, OF
- David Festa, RHP
- Danny De Andrade, IF

- Post 2023 season -

PLAYERS 11-20

- Luke Keaschall, IF
- Jose Rodriguez, OF
- Cory Lewis, RHP
- C.J. Culpepper, RHP
- Tanner Hall, RHP
- Simeon Woods Richardson, RHP
- Jose Salas, IF
- Matt Canterino, RHP
- Kala'i Rosario, OF
- Austin Martin, IF/OF

PLAYERS 21-30

- Ricardo Olivar, C/OF
- Yasser Mercedes, OF
- Noah Miller, IF
- Zebby Matthews, RHP
- Ben Ross, IF/OF
- Byron Chourio, OF
- Alejandro Hidalgo, RHP
- Yunior Severino, IF
- Noah Cardenas, C
- Andrew Morris, RHP

CYCLE PERFORMANCES

TWINS

PLAYER	DATE	TEAM	AT-BATS	INN	SCORE	PITCHERS
Rod Carew	5-20-70	at Kansas City	5	9	10-5	Johnson-Fitzmorris
César Tovar	9-19-72	Texas	5	9	5-3	Bosman-Lindblad
Larry Hisle	6-4-76	at Baltimore	5	10	8-6	Alexander-Flanagan
Lyman Bostock	7-24-76	at Chicago-AL	4	9	17-2	Vuckovich-Knapp-Odom
Mike Cabbage	7-27-78	Toronto	4	9	6-3	Clancy-Garvin
Gary Ward	9-18-80	at Milwaukee	4	9	8-9	Caldwell-Cleveland
Kirby Puckett	8-1-86	Oakland	5	9	10-1	Young-Akerfelds
Carlos Gómez	5-7-08	at Chicago-AL	6	9	13-1	Buehrle-Wasserman
Jason Kubel	4-17-09	Los Angeles-AL	5	9	11-9	Moseley-Rodriguez-Bulger
Michael Cuddyer	5-22-09	Milwaukee	5	9	11-3	Parra-Difelice-Julio
Jorge Polanco	4-5-19	at Philadelphia	5	9	4-10	Pivetta-Morgan

OPPONENTS

PLAYER	DATE	TEAM	AT-BATS	INN	SCORE	PITCHERS
Fred Patek	7-9-71	Kansas City	5	9	3-6	Perry
Fred Lynn	5-13-80	at Boston	5	9	5-10	Williams-Verhoeven-Marshall
Paul Molitor	5-15-91	Milwaukee	5	9	2-4	Tapani
Travis Hafner	8-14-03	Cleveland	5	9	3-8	Radke-Baldwin
Adrián Beltré	8-24-12	at Texas	4	9	0-8	Deduno-Waldrop



44 COLE SANDS

RHP

H/W: 6-3/234 **B/T:** R/R
OPENING DAY AGE: 26
BORN: 7/17/1997 in Tallahassee, FL
RESIDES: Tallahassee, FL

ACQUIRED: 5th RD, 2018 MLB Draft
M.L. SERVICE: 1 year, 17 days
OPTIONS USED: 2 of 3
CONTRACT STATUS: Signed thru 2024

PERSONAL: Bryson Cole Sands...goes by middle name, Cole...Instagram: @colesands_26...attended North Florida Christian High School in Tallahassee, FL, where he went 5-1 with a 0.32 ERA, 73 strikeouts and 32 hits allowed in 66.1 innings his senior season...as a senior in 2015, participated in the Under Armour All-American Game at Wrigley Field and was ranked as the 60th-best prospect by Perfect Game and named a First-Team All-American by Louisville Slugger...pitched three seasons at Florida State University, going 19-15, 4.73 ERA (228.1 IP, 120 ER), 87 walks and 210 strikeouts...father, David, also attended Florida State...his older brother, Carson, was selected by the Cubs in the fourth round of the 2014 First-Year Player Draft and played four seasons in the minors from 2014-17...switched from number 77 to 44 during 2023-24 offseason, when the Twins acquired Ryan Jensen off waivers...was one of four players in club history to wear uniform number 77, joining Tony Batista (2006), Fernando Romero (2018-19) and Andrew Alberts (2021)...claims his hidden talent is that he's "sneaky good" at golf.

CAREER HIGHLIGHTS: Made major league debut May 1, 2022 at Tampa Bay...recorded first major league save October 5, 2022 at Chicago-AL...entered 2022 as the 17th-best prospect in the Twins system, per MLB.com.

2023:

- Made Twins Opening Day roster for first time in career after pitching in second career spring training...spent most of season as long-man out of Twins bullpen.
- Had four different stints with the Twins on season, splitting the season between Minnesota and Triple-A St. Paul.
- Posted a 0.73 ERA (12.1 IP, 1 ER) in first seven appearances with Twins from April 3-May 30, an Anthony Rizzo home run on April 13 at New York-AL being only run allowed in that span.
- Tied career high by walking five batters on May 13 vs. Chicago-NL (2.0 IP).
- Struck out season-high four batters three times: May 22 vs. San Francisco (2.0 IP), May 30 at Houston (2.1 IP) and September 3 at Texas (2.0 IP).
- Placed on 15-day Injured List with Minnesota on June 4 with right shoulder impingement...pitched in two games on rehab assignment with St. Paul and reinstated on July 5.
- Optioned to Triple-A St. Paul on September 4, where he finished the season...spent the final week of the season throwing to rehabbing hitters (Buxton, Correa, Lewis, etc.) to be ready for Postseason.
- Allowed earned runs in just three of 15 appearances with Twins on season, finishing with a 3.74 ERA (21.2 IP, 9 ER) with Minnesota.
- Combined to go 0-2, 2.41 ERA (52.1 IP, 14 ER) with 23 walks, 62 strikeouts and a .191 opponent batting average in 34 games between St. Paul and Minnesota combined.

2022: Pitched in first career major league spring training after being added to Twins 40-man roster November 19, 2021...optioned to Triple-A St. Paul March 23...appeared in four games (3 starts) for the Saints from April 4-24 and was recalled by Minnesota April 30 (Bailey Ober - IL)...was the first of seven stints with the Twins on the season (2 of which were 29th man recalls)...Florida native made major league debut in relief May 1 at Tampa Bay, allowing two runs on three hits in 2.0 innings pitched...recorded first major league strikeout in that game, fanning Brandon Lowe...placed on Minnesota's 15-day Injured List August 24 with a right elbow contusion after being struck by a comebacker off the bat of Yuli Gurriel August 23 at Houston...reinstated September 8...earned first career save October 5 at Chicago-AL in the club's final game, allowing one unearned run on four hits in 4.0 innings pitched in a Twins 10-1 victory...went 0-0, 3.44 ERA (18.1 IP, 7 ER) in eight relief appearances for Minnesota and 0-3, 9.49 ERA (12.1 IP, 13 ER) in three starts...combined to go 3-9, 5.65 ERA (92.1 IP, 58 ER) with 37 walks and 100 strikeouts in 30 games (16 starts) between St. Paul and Minnesota on season...ranked in the 88th percentile in baseball in curveball spin rate at 2812 rpm...ranked as Twins 24th-best prospect in organization by MLB.com after season.

2021: Began the season with Double-A Wichita and spent the entire year with the Wind Surge...missed time on the 7-day Injured List from June 21-July 14 with a right elbow strain...matched his career high with 10 strikeouts August 14 at Tulsa (5.2 IP, 2 R/ER, 1 BB)...went 2-0, 0.00 ERA (17.0 IP) with seven walks and 14 strikeouts across his last three regular-season starts...started the first game of the Double-A Central Championship Series at Northwest Arkansas, taking the loss (5.0 IP, 7 H, 5 R/ER, 1 BB, 1 HB, 4 K)...held right-handed batters to a .167 (25-for-150) batting average in the regular season, while lefties hit .243 (34-for-140) against

CAREER HIGHS

IP: 4.2, 6/12/22 vs. TB
SO: 5, 6/12/22 vs. TB
Walks: 5, 2x, last 5/13/23 vs. CHC
CG: --
Low-Hit CG: --
Win-Streak: --



NEW NUMBER, WHO DIS

Sands switched jersey numbers from 77 to 44 in the 2023-24 offseason. While he said he likes double numbers, the change mainly came about because Sands just wanted a fresh start and a new number. He called equipment manager Rod McCormick in December 2023 and asked what numbers were available, 44 was the most appealing double, so he picked it. He wore 10 in high school (which is retired by the Twins in honor of Tom Kelly) and 26 in college (which is the number of teammate Max Kepler).

him...allowed three-or-fewer earned runs in 18 of 19 outings...also struck out at least six batters six times, including at least eight batters thrice... went 4-2, 2.46 ERA (80.1 IP, 22 ER) with 35 walks, 96 strikeouts and a .203 opponent batting average in 19 games (18 starts)...the Wind Surge went 12-7 when he pitched...finished the season as the 19th-best prospect in the Twins system, per MLB.com...entered 2022 ranked 17th...added to the Twins 40-man roster November 19.

2020: Did not play, as the minor league season was cancelled due to COVID-19...participated in Twins Instructional League during October in Fort Myers.

2019: Split his first professional season between Low-A Cedar Rapids, High-A Fort Myers and Double-A Pensacola, going 7-3 with a 2.68 ERA (97.1 IP, 29 ER), 19 walks and 108 strikeouts in 18 starts...struck out eight batters in 5.0 hitless innings in his professional debut on April 6...fanned 10 batters in 5.0 innings on May 18, allowing eight hits and one run...had two stints on the 7-day Injured List, from June 13-23 (blister) and August 5-12 (left calf strain).

2018: Selected by the Twins in the fifth round of the draft...missed the entire minor league season due to injury.

PROFESSIONAL: Selected by the Twins in the fifth round of the 2018 First-Year Player Draft out of Florida State University; signed by scout Brett Dowdy...originally selected by Houston in the 22nd round of the 2015 First-Year Player Draft but did not sign.

SANDS' PITCHING RECORD																			
YEAR	CLUB	W-L	ERA	G	GS	CG	SHO	SV	IP	H	R	ER	HR	HB	BB	SO	WP	K/9	BAA
2018																			
DID NOT PLAY - INJURED																			
2019	Cedar Rapids	2-1	3.05	8	8	0	0	0	41.1	41	14	14	0	4	11	49	5	10.7	.258
	Fort Myers	5-2	2.25	9	9	0	0	0	52.0	36	16	13	4	2	7	53	1	9.2	.199
	Pensacola	0-0	4.50	1	1	0	0	0	4.0	4	2	2	0	0	1	6	0	13.5	.267
2020																			
NO SEASON - DID NOT PLAY																			
2021	Wichita	4-2	2.46	19	18	0	0	0	80.1	59	27	22	6	5	35	96	0	10.8	.203
2022	St. Paul	3-6	5.55	19	13	0	0	0	61.2	78	42	38	9	3	24	72	4	10.5	.310
	MINNESOTA	0-3	5.87	11	3	0	0	1	30.2	35	21	20	4	5	13	28	1	8.2	.276
2023	St. Paul	0-2	1.47	19	0	0	0	4	30.2	17	6	5	2	0	10	41	3	12.0	.156
	MINNESOTA	0-0	3.74	15	0	0	0	0	21.2	20	10	9	4	0	13	21	3	8.7	.235
Minor League Totals		14-13	3.13	75	49	0	0	4	270.0	235	107	94	21	14	88	317	13	10.6	.234
Major League Totals		0-3	4.99	26	3	0	0	1	52.1	55	31	29	8	5	26	49	4	8.4	.259

SANDS' CAREER FIELDING RECORD								
POSITION	PCT	G	PO	A	E	TC	DP	PB
Pitcher	.875	26	3	4	1	8	0	—

SANDS' PROFESSIONAL INJURED LIST HISTORY		
DATES	INJURY	LEVEL
June 4-July 5, 2023	Right Shoulder Impingement	Minnesota
August 24-September 8, 2022	Right Elbow Contusion	Minnesota
May 13-24, 2022	Left Groin Strain	Triple-A St. Paul
June 21-July 14, 2021	Right Elbow Strain	Double-A Wichita
August 20-September 16, 2019	Right Elbow Inflammation	Double-A Pensacola
August 3-12, 2019	Left Calf Strain	High-A Fort Myers
June 11-23, 2019	Blisters	High-A Fort Myers
July 31-end of 2018 season	N/A	Rookie-Elizabethton

TWINS MILESTONE WINS (SINCE 1961)				
WIN	DATE	OPPONENT	SCORE	WINNING PITCHER
1	April 11, 1961	at New York-AL	6-0	Pedro Ramos
500	August 23, 1966	at Washington	7-0	Jim Kaat
1,000	July 12, 1972	vs. Milwaukee	7-1	Bert Blyleven
1,500	August 17, 1978	vs. Kansas City	6-5	Roger Erickson
2,000	September 25, 1985	at Texas	5-1	Bert Blyleven
2,500	September 28, 1991	at Toronto	5-0	Jack Morris
3,000	May 4, 1999	vs. New York-AL	8-4	Mike Lincoln
3,500	May 7, 2005	at Tampa Bay	8-1	Kyle Lohse
4,000	September 12, 2010	at Cleveland	6-2	Kevin Slowey
4,500	September 29, 2017	vs. Detroit	6-3	José Berrios



30

CARLOS SANTANA

1B/DH

H/W: 5-11/213 **B/T:** S/R
OPENING DAY AGE: 37
BORN: 4/8/1986 in Santo Domingo, DR
RESIDES: Tampa, FL

ACQUIRED: Signed as free agent, 2/7/24
M.L. SERVICE: 13 years, 115 days
OPTIONS USED: 2 of 3
CONTRACT STATUS: Signed thru 2024

PERSONAL: Carlos Santana...X: @TheRealSamtana...Instagram: @Stamtana_41...wife, Brittany...the couple has four children; sons Carlos David and Giancarlos, and daughters Savian Jazmin and Luna Star... was sworn in as a United States citizen on April 18, 2019...his wife, Brittany, were frequent visitors to the Providence House during his time in Cleveland, the nation's oldest crisis nursery, committed to child abuse prevention and family preservation...is wearing number 30 for the first time in career after wearing 41 for Cleveland, Kansas City, Pittsburgh, Seattle, Philadelphia and Milwaukee; 41 is occupied by Joe Ryan... claims his hidden talent is that he's good at basketball.

CAREER HIGHLIGHTS: Twins are eighth organization (Los Angeles-NL - 2005-08, Cleveland - 2008-17 & '19-20, Philadelphia - 2018, Kansas City - 2021-22, Seattle - 2022, Pittsburgh - 2023 and Milwaukee - 2023)...named 2019 American League All-Star...won 2019 AL Silver Slugger Award...participated in 2019 Home Run Derby at Progressive Field...named 2017 Wilson Defensive Player of the Year...named AL Player of the Week on July 28, 2014 and September 25, 2016...played for the World Baseball Classic champion Dominican Republic squad in 2013 and again in 2017...hit .308 (8-for-26) with two doubles and three RBI in the 2017 tournament...made major league debut on June 11, 2010 vs. Washington...recorded first major league hit on June 12, 2010 vs. Washington (double)...recorded first major league home run on June 12, 2010 off J.D. Martin...2009 Double-A Eastern League Most Valuable Player...2009 Eastern League All-Star (Mid- and Post-Season)...2009 SiriusXM All-Star Futures Game Participant...2009 Topps Eastern League Player of the Year...2008 High-A California League Most Valuable Player...2008 California League All-Star (Mid- and Post-Season)...2008 MiLB.com High-A Offensive Player of the Year.

POSTSEASON CAREER: Won American League pennant with Cleveland in 2016 and played all seven games in World Series against Chicago-NL...has played in 30 career Postseason games, hitting .205 (23-for-112) with four doubles, five home runs, 13 RBI, 11 runs scored, 16 walks, a .310 on-base percentage and a .685 OPS...**2023:** Played two games for Milwaukee in NLWCS vs. Arizona, going 2-for-7 with two walks...**2022:** Played five games for Seattle in ALWCS vs. Toronto and ALDS vs. Houston, hitting .227 (5-for-22) with a home run and four RBI...homered in Game 2 of ALWCS against Blue Jays reliever Tim Mayza...**2020:** Started at first base in both Wild Card round games vs. the New York Yankees...went hitless with a walk and a run scored...**2017:** Started in all five games of the Divisional Series vs. the Yankees, going 4-for-19 (.211)...reached base in four of the five contests...hit two-run homer off Luis Severino in Game 4 of series...**2016:** Helped Cleveland reach the World Series for the first time since 1997...batted .192 (10-for-52) with three homers, four RBI, six runs scored and eight walks in postseason play...tied for second among all MLB players in homers and walks...recorded three hits, including a solo homer, in Game 6 of the World Series vs. the Chicago Cubs...**2013:** In first postseason game, the AL Wild Card Game vs. Tampa Bay, went 2-for-4 with a double in Cleveland's 4-0 setback.

2023:

- Began season with Pittsburgh after signing one-year contract with Pirates on November 29, 2022.
- Recorded 16th career multi-homer game (both off Yu Darvish) on July 24 at San Diego.
- Acquired by Milwaukee at trade deadline on July 27, in exchange for minor league infielder Jhonny Severino.
- Reached safely in season-long 16-straight games from July 9-31, posting a .364 on-base percentage in that span.
- Hit safely in season-long 12-straight games (also second-longest of career) from August 18-September 3, hitting .348 (16-for-46) with three doubles, three home runs, 10 RBI, a .455 on-base percentage and a 1.063 OPS in that span.
- Recorded 17th career multi-homer game (both as left-handed batter) and second of season on September 15 vs. Washington...recorded 1,000th career RBI with second home run...also his 299th career home run...became 21st switch hitter in baseball history to reach 1,000 RBI.
- Hit 300th career home run on September 23 at Miami, a three-run shot off A.J. Puk...became 10th switch hitter in baseball history to reach 300 home runs.
- Played 135 games (134 starts) at first base for Pittsburgh and Milwaukee combined...committed just four errors in 1,081 total chances... led all MLB first basemen in defensive runs saved (11).

CAREER HIGHS

Hits: 5, 4/7/13 at TB
RBI: 5, 8x, last 9/19/22 at LAA
HR: 2, 17x, last 9/15/23 vs. WAS
GS: 5x, last 9/19/22 at LAA
SB: 1, 54x, last 6/22/23 at MIA
Hit-Streak: 14, 6/30-7/17/16

WALK-OFF HITS/PA

4/29/11 vs. DET (HR)
9/23/11 vs. MIN (HR)
5/17/12 vs. SEA (1B)
7/31/13 vs. CWS (HR)
6/17/16 vs. CWS (HR)
4/5/19 vs. TOR (HR)
8/12/19 vs. BOS (HR)
5/23/21 vs. DET (HR)
7/26/22 vs. TEX (SF)
6/30/23 vs. MIL (HR)
9/29/23 vs. CHC (2B)

MULTI-HR GAMES (17X)

9/13/11 at TEX
4/8/12 vs. TOR
9/23/12 at KC
7/25/14 at KC
7/27/14 at KC
8/15/19 at NYY
7/8/21 at CLE
7/10/22 vs. TOR
9/9/22 vs. ATL
9/16/22 at LAA
9/19/22 at LAA
7/24/23 at SD
9/15/23 vs. WAS



- * Hit .291 (46-for-158) with an .899 OPS with runners in scoring position.
- * Hit .316 (24-for-76) with a .929 OPS in close and late situations.
- * Hit .271 (38-for-140) with six home runs and an .815 OPS as a right-handed batter and .229 (94-for-410) with 17 home runs and a .724 OPS as a left-handed batter.
- * Elected free agency on November 2.
- * Signed one-year contract with Minnesota on February 7, 2024.

SANTANA HR - BOTH SIDES

September 13, 2011 at Texas
 July 27, 2014 at Kansas City
 June 12, 2016 at Los Angeles-AL
 July 24, 2017 vs. Cincinnati
 August 15, 2017 at Minnesota
 September 19, 2022 at Los Angeles-AL

Mariners on July 10 against Toronto...reached base safely in 17 of his 24 games during the month of July...recorded the 1,500th hit of his career on August 1 at Yankee Stadium with a single off Domingo Germán...connected for his fifth career grand slam and first as a member of the Mariners on Sept. 19 against the Angels...went 2-for-4 with a double, home run and three RBI in Game Two of the Wild Card Series on October 8 at Toronto.

2021: Finished tied for eighth in all of MLB in walks and tied for ninth in the American League in games played in his first season with Kansas City...made 136 starts at first base and 19 as the designated hitter...nine of his 19 home runs put Kansas City in front or gave the team the lead...drew his 1,000th career walk in the first game of a doubleheader vs. Toronto on April 17...became the fifth Dominican-born player to reach 250-plus home runs and 1000-plus walks on May 25, joining Albert Pujols, Manny Ramirez, David Ortiz and José Bautista...reached base safely in a season-high 17 consecutive games from May 6-25, marking his longest onbase streak since reaching base safely in 19 straight games from July 31 to August 18, 2019...singled off Minnesota's J.A. Happ on May 29 for his 500th career hit as a right-handed batter (along with his 868 career hits as a left-handed batter at that time, he became the 33rd player since 1974 with at least 500 hits from both sides of the plate).

2020: Led the American League in walks and finished tied for ninth in times on base (89) while playing in all 60 games in his final season with Cleveland...matched his career-high with five RBI on Aug. 18 at Pittsburgh (was his sixth career game with five RBI and first since Aug. 11, 2019)...drew a walk in nine straight games from Aug. 2-11, which was the second-longest streak of his career behind a 10-game run from May 14-24, 2019.

MLB BATTING LEADERS

WALKS AMONG ACTIVES

1. Joey Votto.....	1,365
2. Carlos Santana.....	1,213
3. Andrew McCutchen.....	1,058
4. Paul Goldschmidt.....	1,003
5. Mike Trout.....	964

Progressive Field (also participated in the Home Run derby but lost in the first round to eventual champ Pete Alonso)...hit .350 (35-for-100) with 26 runs scored, six doubles, eight homers and 22 RBI during the month of August (his highest average in any month in which he had at least 100 plate appearances)...connected for his sixth career walkoff home run on August 12 vs. Boston.

2018: Spent his only season with Philadelphia...established a career-high in games played while ranking second in the National League in walks and tied for sixth in sacrifice flies (his walk total was the highest by a switch hitter in Phillies history, passing Pete Rose's 95 walks in 1979)...recorded his 1,000th career hit in the fourth inning on April 7 vs. Miami with a double off Jacob Turner...recorded 13 RBI in a four-game series vs. San Francisco from May 7-10, tying the franchise record for most RBI in a series of any length...drew 28 walks during the month of June, which tied with Joey Votto for the MLB lead (was the most walks in a month by a Phillie since Ryan Howard walked 35 times in September of 2006).

2017: Was named a Wilson Defensive Player of the Year, leading the American League in assists (95) while ranking fifth in fielding percentage (.996)...ranked fourth in the American League in walks...was also a finalist for a Rawlings Gold Glove...homered from both sides of the plate on July 24 vs. Cincinnati and August 15 at Minnesota.

MLB ALL-TIME LEADERS

HOME RUNS BY SWITCH HITTERS

1. Mickey Mantle.....	536
2. Eddie Murray.....	504
3. Chipper Jones.....	468
4. Carlos Beltrán.....	435
5. Mark Teixeira.....	409
6. Lance Berkman.....	366
7. Chili Davis.....	350
8. Reggie Smith.....	314
9. Ruben Sierra.....	306
10. Carlos Santana.....	301

base in late May...was tied for second in the American League in RBI (48) following the All-Star break.

2022: Hit a combined .202 (87-for-431) with 18 doubles, 19 home runs, 60 RBI, 71 walks and a .316 on-base percentage in 131 games between Kansas City and Seattle...ranked eighth among all American League batters in walks...appeared in his 1,700th career game on June 19 (became one of 12 active players with 1,700-or-more games played)...was acquired by Seattle along with cash considerations on June 27 in exchange for pitcher Wyatt Mills and minor league pitcher William Fleming...hit .323 (21-for-65) with five doubles and a pair of home runs and 11 RBI in 20 games during the month of June...reached base safely in all five of his plate appearances on July 4 at San Diego after going 2-for-2 with three walks...hit back-to-back game-winning home runs against Toronto on July 9-10 (both homers came in the seventh inning or later)...recorded his first multi-homer game as a member of the Mariners on July 10 against Toronto...reached base safely in 17 of his 24 games during the month of July...recorded the 1,500th hit of his career on August 1 at Yankee Stadium with a single off Domingo Germán...connected for his fifth career grand slam and first as a member of the Mariners on Sept. 19 against the Angels...went 2-for-4 with a double, home run and three RBI in Game Two of the Wild Card Series on October 8 at Toronto.

MLB LEADERS

HOME RUNS BY ACTIVE SWITCH HITTERS

1. Carlos Santana.....	301
2. José Ramírez.....	216
3. Francisco Lindor.....	215
4. Yasmani Grandal.....	185
5. Eduardo Escobar.....	164

2019: Was selected to the All-Star team for the first time in his career while also being named a Louisville Silver Slugger Award-winner...established career highs in hits, runs, RBI, batting average, slugging percentage and OPS (.911)...ranked third in the American League in walks and on-base percentage and fourth in times reaching base (272)...led American League first basemen in OPS...was one of three players in MLB to record 30-plus doubles, 30-plus homers, 100-plus runs scored and 100-plus walks (was the fourth Cleveland player to reach those marks)...hit his fifth career walkoff home run on April 5 vs. Toronto...fell a single shy of hitting for the cycle while matching his career high in RBI on May 29 at Boston...reached base safely in a career-high 30 straight games from June 4 to July 12...served as the starting first baseman for the American League in the All-Star Game at the Home Run derby but lost in the first round to eventual champ Pete Alonso)...hit .350 (35-for-100) with 26 runs scored, six doubles, eight homers and 22 RBI during the month of August (his highest average in any month in which he had at least 100 plate appearances)...connected for his sixth career walkoff home run on August 12 vs. Boston.

2016: Recorded 68 extra base hits (68) and 34 home runs; the most home runs by a switch hitter since Mark Teixeira hit 39 for the Yankees in 2011...hit five leadoff home runs...recorded a career-high 14-game hitting streak from June 30 to July 17, batting .350 (21-for-60) with six doubles, four homers, 11 runs scored and nine RBI...doubled and tripled in consecutive games at Kansas City on Sept. 30 and 10/1, the fourth time an Indians player accomplished that since 1913 and the first to do so since Odell Hale in 1936.

2015: Ranked second in the American League in walks and fifth in all of Major League Baseball...made 132 starts at first base and 21 as the designated hitter...hit his second career grand slam on Sept. 18 vs. Chicago (AL) off Chris Sale.

2014: Led all of MLB in walks while setting the Cleveland franchise record for walks by a switch hitter...became the first switch hitter to lead the league in walks since Tony Phillips in 1993...began the year as the club's Opening Day third baseman, making 26 starts at that position before switching to first

MLB LEADERS

GAMES SINCE 2011

1. Carlos Santana.....	1,884
2. Freddie Freeman.....	1,865
3. Paul Goldschmidt.....	1,774
4. Elvis Andrus.....	1,766
5. Andrew McCutchen.....	1,745

2013: Ranked second in the American League in walks, third in pitches per plate appearance (4.29), tied for seventh in doubles and eighth in on-base percentage...made 81 starts at catcher, 47 as the designated hitter and 24 at first base...went 5-for-5 with three runs scored, two doubles, a home run and three RBI on April 7 at Tampa Bay.

2012: Signed a five-year contract extension through 2016 with a club option for 2017 on April 10...ranked third in the American League in walks...ranked seventh in the American League in the second half of the season in OBP (.389) and 10th in OPS (.887)...placed on the concussion injured list from May 26 to June 4 after taking a foul tip off his catcher's mask on May 25 at Chicago.

2011: Set the club record for most home runs by a switch hitter, which he matched in 2014 and passed in 2016...ranked third in the American League in walks...hit a walkoff grand slam on April 29 vs. Detroit off Joaquin Benoit for his first career slam (became the first Indians catcher to hit a walkoff slam)...hit a pinch-hit, walkoff home run on Sept. 23 off Minnesota's Matt Capps for his first career pinch-hit homer.

2010: Made his big league debut on June 11 vs. Washington, becoming the first Indians player to hit third in his debut since Jim Norris in 1977...recorded his first hit and RBI on June 12 vs. Washington with an RBI double in the second inning off J.D. Martin (also hit his first home run off Martin with a solo shot in the fifth inning)...suffered a season-ending injury on Aug. 2 at Boston after colliding with Ryan Kalish at home plate in the seventh inning; sustained damage to his lateral collateral ligament (LCL) and underwent surgery by Dr. Rick Parker on Aug. 6.

2005-09 MINOR LEAGUE HIGHLIGHTS: Led all minor leaguers in runs (125) while finishing second in RBI (117) in 2008 while being named the California League MVP despite being promoted to Double-A for the final five weeks of the season...was named the California League's MVP in 2009 while also being named to the league's Mid- and Postseason All-Star team...selected to play in the 2009 SiriusXM All-Star Futures Game...took home Eastern League MVP honors in 2009; was also named the Topps Eastern League Player of the Year.

PROFESSIONAL: Originally signed by Los Angeles-NL as undrafted free agent on August 13, 2004...acquired by Cleveland via trade along with right-handed pitcher Jon Meloan, in exchange for infielder Casey Blake and cash on July 26, 2008...signed with Philadelphia as free agent on December 20, 2017...acquired by Seattle along with infielder J.P. Crawford, in exchange for right-handed pitcher Juan Nicaso, left-handed pitcher James Pazos and infielder Jean Segura...subsequently acquired by Cleveland in a three-team trade...Tampa Bay sent cash to Seattle and outfielder Jake Bauers to Cleveland...Cleveland sent first baseman Edwin Encarnacion and a 2019 competitive balance pick to Seattle on December 13, 2018...signed by Kansas City as free agent on December 8, 2020...acquired by Seattle in exchange for right-handed pitchers Wyatt Mills and William Fleming on June 27, 2022...signed by Pittsburgh as free agent on November 29, 2022...acquired via trade by Milwaukee on July 27, 2023, in exchange for minor leaguer Jhonny Severino...granted free agency on November 2, 2023...signed one-year contract with Minnesota on February 7, 2024.

SANTANA'S PLAYING RECORD

YEAR	CLUB	AVG	G	AB	R	H	2B	3B	HR	RBI	SH	SF	HBP	BB	SO	SB	CS	OBP	OPS
2005	GCL Dodgers	.295	32	78	14	23	4	1	1	14	0	2	1	16	8	0	2	.412	.823
2006	Ogden	.303	37	132	31	40	5	1	7	27	0	5	1	30	19	4	0	.423	.938
	Vero Beach	.268	54	198	16	53	10	2	3	18	0	1	1	23	43	0	3	.345	.729
2007	Great Lakes	.223	86	292	32	65	20	1	7	36	1	0	1	40	45	5	3	.318	.688
2008	Inland Empire	.323	99	350	88	113	34	4	14	96	2	9	4	69	59	7	4	.431	.994
	Kinston	.352	29	105	34	37	5	1	6	19	0	1	0	20	24	3	0	.452	1.043
	Akron	.125	2	8	3	1	0	0	1	2	0	0	0	0	2	0	0	.125	.625
2009	Akron	.290	130	428	91	124	30	2	23	97	0	10	7	90	83	2	2	.413	.944
2010	Columbus	.316	57	196	39	62	14	1	13	51	0	2	3	45	39	6	0	.447	1.044
	CLEVELAND	.260	46	150	23	39	13	0	6	22	0	4	1	37	29	3	0	.401	.868
2011	CLEVELAND	.239	155	552	84	132	35	2	27	79	0	7	2	97	133	5	3	.351	.808
2012	Lake County	.250	1	4	1	1	0	0	1	2	0	0	0	0	0	0	0	.250	1.250
	CLEVELAND	.253	143	507	72	128	27	2	18	76	0	8	3	91	101	3	5	.365	.785
2013	CLEVELAND	.268	154	541	75	145	39	1	20	74	0	4	4	93	110	3	1	.377	.832
2014	CLEVELAND	.231	152	541	68	125	25	0	27	85	0	3	3	113	124	5	2	.365	.792
2015	CLEVELAND	.231	154	550	72	127	29	2	19	85	0	5	3	108	122	11	3	.357	.752
2016	CLEVELAND	.260	158	582	89	151	31	3	34	87	0	5	2	99	99	5	2	.366	.865
2017	CLEVELAND	.259	154	571	90	148	37	3	23	79	0	2	6	88	94	5	1	.363	.818
2018	PHILADELPHIA	.229	161	560	82	128	28	2	24	86	0	8	1	110	93	2	1	.352	.766
2019	CLEVELAND	.281	158	573	110	161	30	1	34	93	0	2	3	108	108	4	0	.397	.911
2020	CLEVELAND	.199	60	206	34	41	7	0	8	30	0	1	1	47	43	0	0	.349	.699
2021	KANSAS CITY	.214	158	565	66	121	15	0	19	69	0	5	3	86	102	2	0	.319	.660
2022	KANSAS CITY	.216	52	176	17	38	10	0	4	21	0	0	0	36	28	0	0	.349	.690
	SEATTLE	.192	79	255	35	49	8	0	15	39	0	2	2	35	60	0	0	.293	.693
2023	PITTSBURGH	.235	94	345	45	81	25	0	12	53	0	3	0	45	69	6	0	.321	.732
	MILWAUKEE	.249	52	205	33	51	8	1	11	33	0	1	0	20	35	0	0	.314	.773
	Minor League Totals	.290	527	1791	349	519	122	13	76	362	3	30	18	333	322	27	14	.401	.900
	Major League Totals	.242	1930	6879	995	1665	367	17	301	1011	0	60	34	1213	1350	54	18	.356	.787

SANTANA'S WILD CARD RECORD

YEAR	OPPONENT	AVG	G	AB	R	H	2B	3B	HR	RBI	SH	SF	HBP	BB	SO	SB	CS	OBP	OPS
2013	Tampa Bay	.500	1	4	2	1	0	0	0	0	0	0	0	0	1	0	0	.500	1.250
2020	New York-AL	.000	2	8	1	0	0	0	0	0	0	0	0	1	3	0	0	.111	.111
2022	Toronto	.250	2	8	1	2	1	0	1	3	0	0	0	1	4	0	0	.333	1.083
2023	Arizona	.286	2	7	1	2	0	0	0	1	0	0	0	2	2	0	0	.444	.730
	Wild Card Totals	.222	7	27	3	6	2	0	1	4	0	0	0	4	10	0	0	.323	.730

SANTANA'S DIVISION SERIES RECORD

YEAR	OPPONENT	AVG	G	AB	R	H	2B	3B	HR	RBI	SH	SF	HBP	BB	SO	SB	CS	OBP	OPS
2016	Boston	.182	3	11	1	2	0	0	0	0	0	0	1	0	2	0	0	.250	.432
2017	New York-AL	.211	5	19	2	4	0	0	1	4	0	0	0	3	4	0	0	.318	.687
2022	Houston	.214	3	14	0	3	1	0	0	1	0	0	0	1	4	0	0	.267	.552
Division Series Totals		.205	11	44	3	9	1	0	1	5	0	0	1	4	10	0	0	.286	.581

SANTANA'S LEAGUE CHAMPIONSHIP SERIES RECORD

YEAR	OPPONENT	AVG	G	AB	R	H	2B	3B	HR	RBI	SH	SF	HBP	BB	SO	SB	CS	OBP	OPS
2016	Toronto	.167	5	18	3	3	0	0	2	2	0	0	0	2	2	0	0	.250	.750

SANTANA'S WORLD SERIES RECORD

YEAR	OPPONENT	AVG	G	AB	R	H	2B	3B	HR	RBI	SH	SF	HBP	BB	SO	SB	CS	OBP	OPS
2016	Chicago-NL	.217	7	23	2	5	1	0	1	2	0	0	0	6	7	0	0	.379	.771

SANTANA'S ALL-STAR GAME RECORD

YEAR	HOST	AVG	G	AB	R	H	2B	3B	HR	RBI	SH	SF	HBP	BB	SO	SB	CS	OBP	OPS
2019	Cleveland	.000	1	3	0	0	0	0	0	0	0	0	0	0	1	0	0	.000	.000

SANTANA'S WORLD BASEBALL CLASSIC RECORD

YEAR	CLUB	AVG	G	AB	R	H	2B	3B	HR	RBI	SH	SF	HBP	BB	SO	SB	CS	OBP	OPS
2013	Dominican Republic	.273	8	22	5	6	1	0	2	3	0	0	0	9	6	0	1	.484	1.075
2017	Dominican Republic	.308	6	26	2	8	2	0	0	3	0	0	0	1	5	0	0	.333	.718
WBC Totals		.292	14	48	7	14	3	0	2	6	0	0	0	10	11	0	1	.414	.893

SANTANA'S CAREER FIELDING RECORD

POSITION	PCT	G	PO	A	E	TC	DP	PB
First Base	.994	1237	9513	742	66	10321	938	—
Catcher	.991	330	2241	173	21	2435	12	—
Third Base	.933	45	34	64	7	105	6	—
Outfield	1.000	9	11	1	0	12	1	—
Totals	.993	1621	11799	980	94	12873	957	—

SANTANA'S PROFESSIONAL INJURED LIST HISTORY

DATES	INJURY	LEVEL
May 3-13, 2022	Right Ankle Bursitis	Kansas City
May 26-June 6, 2014	Concussion	Cleveland
May 26-June 5, 2012	Concussion	Cleveland
August 3-end of 2010 season	Left Knee Sprain	Cleveland





87

YUNIOR SEVERINO

IF

H/W: 6-0/203

B/T: S/R

ACQUIRED: Signed as minor league free agent, 12/8/17

OPENING DAY AGE: 24

M.L. SERVICE: None

BORN: 10/3/1999 in Santo Domingo Este, DR

OPTIONS USED: 0 of 3

RESIDES: Santo Domingo Este, DR

CONTRACT STATUS: Signed thru 2024

PERSONAL: Yunior Severino Guerrero...Instagram: @severino4827...has an older sister and younger brother...if he wasn't a baseball player, he'd be an engineer, just like his brother...enjoys playing basketball in his free time.

CAREER HIGHLIGHTS: Ranked as 19th best prospect in Twins organization by *Baseball America* entering 2024...named Texas League Player of the Week three times in 2023...named Twins minor league Player of the Week twice in 2023...named Texas League Player of the Month in July of 2023...in 2023, tied for first among all minor leaguers in home runs (35) and led entire Twins organization...tied for 13th in all of MiLB in total bases (255)...named to Texas League's Postseason All-Star team in 2023...named *Baseball America's* Twins minor league Player of the Year in 2023... named third baseman on Twins MiLB.com organizational All-Star team.

POSTSEASON CAREER: Has never appeared at major league level.

2023:

- Was a depth camp player at Twins spring training with no official spring invite, playing on the major league side with Minnesota several times during exhibition season.
- Began season with Double-A Wichita, reaching safely in each of first 10 games, including three home runs in first six games.
- Hit multiple home runs five times on season: April 25 vs. Springfield, May 12 at Frisco, June 28 vs. Northwest Arkansas, July 29 vs. Frisco and August 20 vs. Indianapolis.
- Named Texas League Player of the Week three times on season for Wind Surge: May 14, July 30 and August 20.
- Named Twins minor league Player of the Week twice for Wind Surge: May 14 and July 30.
- Hit second career grand slam on May 31 vs. Tulsa.
- Hit safely in season-long 12-straight games for Wind Surge from June 8-22.
- Homered in five straight games with Wind Surge from July 25-29, driving in 10 runs in those five.
- Named Texas League Player of the Month for July after hitting .342 (26-for-76) with four doubles, nine home runs, 19 RBI and a 1.182 OPS in 20 games during the month.
- Promoted to Triple-A St. Paul on August 3...at the time of his promotion, was tied for first in Texas League in home runs (24), the ninth-most in Minor League baseball, and the most by any switch-hitter in the minors...24 home runs with Wichita in 2023 were the most in Wind Surge history.
- Hit solo home run on August 19 vs. Indianapolis, clearing the batters eye in centerfield at CHS Field, the fourth Saints player to do so.
- Combined to hit .272 (127-for-467) with 17 doubles, three triples, 35 home runs, 84 RBI, 80 runs scored, a .352 on-base percentage, a .546 slugging percentage and an .898 OPS in 120 games between Wichita and St. Paul...slashed .289/.366/.522 vs. left-handed pitching and .268/.349/.552 vs. right-handed pitching.
- Tied for first among all minor leaguers in home runs (35) and led entire Twins organization...tied for 13th in all of MiLB in total bases (255).
- Played 64 games (all starts) at third base, 21 games (all starts) at second base and 20 games (all starts) at designated hitter on season.
- Named to Texas League's Postseason All-Star team.
- Named *Baseball America's* Twins minor league Player of the Year.
- Added to Twins' 40-man roster on November 6.
- Played in 33 games with Lacey in Dominican Winter League following the season.
- Named third baseman on Twins MiLB.com organizational All-Star team.
- Ranked as 19th best prospect in Twins organization by *Baseball America* entering 2024.

2022: Split the season between High-A Cedar Rapids and Double-A Wichita, batting .278 (84-for-302) with 17 doubles, two triples, 19 home runs, 65 RBI, 39 walks, 49 runs scored and a .907 OPS in 83 games...missed time on 7-day Injured List with left thumb contusion from April 12-June 1...homered seven times in a 10-game span for the Kernels from July 17-August 2 and finished July with eight home runs in 20 games...promoted to Wichita on August 4...played 35 games at third base and 33 games at second base at both levels combined...hit .296 (66-for-223) vs. right-handed pitching and .228 (18-for-79) vs. left-handed pitching.

2021: Split the season between Low-A Fort Myers and High-A Cedar Rapids, hitting .273 (99-for-263) with 49 runs scored, 29 doubles, two triples, eight home runs, 70 RBI, 52 walks, three stolen bases and a .802 OPS in 98 games...named Twins minor league Player of the Week on August 15... hit first career grand slam on September 2 vs. Quad Cities...ranked as the 26th-best prospect in the Twins farm system by MLB.com.

2020: Did not play professionally due to COVID-19 Pandemic...ranked 24th-best prospect in the Twins minor league system by MLB.com.

2019: Entered season ranked the 10th-best prospect in the Twins system by *Baseball America*...split season between GCL Twins and Low-A Cedar Rapids, hitting .240 (24-for-100) with nine runs scored, eight doubles, one triple, one home run, 10 RBI, seven walks and a .657 OPS in 28 games... had two stints on the IL: April 12-August 3 with a left thumb fracture and August 22-end of season with left thigh strain.

2018: Spent entire season with Rookie-Elizabethton...in 49 games hit .263 (52-for-198) with 32 runs scored, eight doubles, eight home runs, 28 RBI and 17 walks.

2017: Split first professional season between GCL Braves and DSL Braves before signing with Twins organization during offseason.

PROFESSIONAL CAREER: Signed by Minnesota as minor league free agent on December 8, 2017...originally signed by Atlanta as undrafted free agent on July 2, 2016.

SEVERINO'S PLAYING RECORD

YEAR	CLUB	AVG	G	AB	R	H	2B	3B	HR	RBI	SH	HBP	BB	SO	SB	CS	OBP	OPS	
2017	DSL Braves	.189	10	37	6	7	2	1	0	2	0	0	1	8	6	0	0	.348	.645
	GCL Braves	.286	48	189	27	54	17	2	3	27	0	0	1	16	61	0	1	.345	.789
2018	Elizabethton	.263	49	198	32	52	8	0	8	28	0	2	1	17	52	0	1	.321	.745
2019	GCL Twins	.227	6	22	2	5	1	1	1	2	0	0	0	6	0	0	.227	.727	
	Cedar Rapids	.244	22	78	7	19	7	0	0	8	0	1	0	7	27	0	0	.302	.636
2020	NO SEASON - DID NOT PLAY																		
2021	Fort Myers	.245	63	229	30	56	17	1	5	53	0	2	5	32	75	2	0	.347	.740
	Cedar Rapids	.321	35	134	19	43	12	1	3	17	0	1	2	20	50	1	0	.414	.907
2022	Cedar Rapids	.283	46	159	30	45	9	2	11	40	0	1	6	25	43	0	0	.398	.970
	Wichita	.273	37	143	19	39	8	0	8	25	0	2	1	14	48	0	1	.338	.835
2023	Wichita	.287	84	334	56	96	15	2	24	62	0	0	5	36	117	3	4	.365	.925
	St. Paul	.233	36	133	24	31	2	1	11	22	0	2	3	15	56	0	0	.320	.832
Minor League Totals		.270	436	1656	252	447	98	11	74	286	0	11	25	190	541	6	7	.352	.828

SEVERINO'S PROFESSIONAL INJURED LIST HISTORY

DATES	INJURY	LEVEL
April 12-June 1, 2022	Left Thumb Contusion	High-A Cedar Rapids
August 22-end of 2019 season	Left Thigh Strain	High-A Cedar Rapids
April 12-August 3, 2019	Left Thumb Fracture	High-A Cedar Rapids

TWINS ALL-TIME LARGEST COME-FROM-BEHIND VICTORIES

DEFICIT/RUNS	DATE	OPPONENT	SCORE/DEFICIT	FINAL SCORE
7	5-10-00	Cleveland	1-8	10-9
6	5-9-64	Kansas City	1-7	10-8
6	8-5-77	Cleveland	1-7	14-10
6	6-26-79	Milwaukee	0-6	8-7
6	8-2-82	at California	0-6	9-7
6	9-11-87	at Cleveland	1-7	13-10
6	4-28-95	Baltimore	0-6	12-9
6	5-27-97	Seattle	0-6	11-10
6	9-23-98	Chicago-AL	0-6	7-6
6	4-17-99	at Cleveland	1-7	13-8
6	8-6-99	at Kansas City	1-7	9-8
6	4-5-00	Tampa Bay	1-7	10-7
6	5-2-02	Tampa Bay	0-6	7-6
6	7-15-02	Los Angeles-AL	1-7	10-8
6	5-4-08	Detroit	0-6	7-6
6	7-7-17	Baltimore	0-6	9-6
6	8-31-18	at Texas	0-6	10-7
6	5-22-22	at Kansas City	0-6	7-6



63

JOSH STAUMONT

RHP

H/W: 6-3/208 **B/T:** R/R
OPENING DAY AGE: 30
BORN: 12/21/1993 in La Habra, CA
RESIDES: La Habra Heights, CA

ACQUIRED: Signed as free agent on 12/27/23
M.L. SERVICE: 4 years, 72 days
OPTIONS USED: 1 of 3
CONTRACT STATUS: Signed thru 2024

PERSONAL: Joshua Tyler Staumont...X: JStaumont...Instagram: @staumont...wife, Angelina (Lina)...in 2020, the couple started the "Pitch for Pets" Initiative, partnering with Royals Charities to cover the adoption fees for 100 bully breed dogs through KC Pet Project...participated in Royals Rally 2023...in 2021, Josh and his wife, Angelina, joined forces again with the KC Pet Project for the "Get 'Em Home" Community Drive-Thru Pet Clinic, hosting 67 dogs from 44 different families at the Black Archives of Mid-America in the historic 18th and Vine District, helping pet owners provide vaccinations and pet identifications...attended Biola University in 2013 and Azusa Pacific University in California from 2014-15...during his final collegiate season, he went 6-2 with a 3.67 ERA in 13 outings (12 starts) and led the Pacific West Conference with 109 strikeouts, which tied him for sixth among all NCAA Division II pitchers...graduated from La Habra HS (CA) in 2012, when as a senior he went 8-2 with a 2.12 ERA (21 ER in 69.1 IP) and 87 strikeouts.

CAREER HIGHLIGHTS: Twins are second organization, after spending entire professional career with Kansas City (2015-23)...transitioned from starter to reliever during 2018 and 2019 seasons in Royals farm system...threw 54 pitches at least 100 mph since 2020, 17th most in AL during that time...recorded a 2.76 ERA (28 ER in 91.1 IP) from 2020-21, which was the second-best mark in the AL during that time (minimum 90 outings), trailing only Liam Hendriks (2.34)...his 10.21 K/9.0 IP ratio for KC ranks third on club's all-time list (minimum 150.0 IP), trailing Greg Holland (11.18) and Scott Barlow (10.73)...made big league debut on July 25, 2019 and tossed 2.0 scoreless innings (11th and 12th) vs. Cleveland.

POSTSEASON CAREER: Has never appeared at major league level.

2023:

- Began the season with Triple-A Omaha and made four scoreless appearances for Storm Chasers to begin the season.
- Recalled by Kansas City on April 14...nine of his first 10 appearances for Kansas City were scoreless.
- Recorded the final two outs in the sixth inning May 28 vs. the Nationals, then made his first major league start the next day on May 29 in St. Louis, where he spun a 1-2-3 frame with strikeouts of Paul Goldschmidt and Nolan Gorman, making him the first pitcher in Royals history to start a game on zero days' rest, a feat that James McArthur also achieved from August 15-16...in the May 29 start in St. Louis, combined with Mike Mayers to retire the first 21 batters of the game, matching the second-longest perfect game bid in franchise history, according to *Elias*.
- Allowed at least one run in five of his final 11 appearances for Royals, a stretch in which he was charged with 10 runs on 12 hits and nine walks in 10.0 innings from May 12-June 5.
- Placed on 10-day Injured List on June 6 with a neck strain and did not return in 2023...missed the Royals' final 101 games.
- Held left-handed hitters to a .219 batting average with a .574 OPS and righties to a .220 average with a .690 OPS.
- Posted a 51.0% ground ball percentage, the highest of career (previous high of 38.7% in 2021).
- Finished season in the 79th percentile in baseball in average fastball velocity at 95.8 mph.
- Held opponents to a .133 (2-for-15) batting average on slider and 0-for-4 on sinker.
- Designated for release or assignment by Royals after season on November 14 and elected free agency November 17.

2022: Made Royals Opening Day roster...endured two stints on the Injured List, from June 26-July 15 with a neck strain, and from August 24 through season's end with right biceps tendinitis...surrendered home run to Aaron Judge on May 1, snapping a 29.0-inning homerless streak that dated back to August 14, 2021, ending this run one out shy of matching his career-best homerless streak of 29.1 innings, set from September 9, 2020-May 19, 2021...had a 3.67 ERA (11 ER in 27.0 IP) in 30 appearances before the All-Star break, but had a 13.50 ERA (16 ER in 10.2 IP) in 12 outings after the break...threw career-high 42 pitches on August 23 vs. Arizona, in which he was charged with four runs on three hits and three walks, and was placed on the IL the following day.

2021: Set career bests in innings (65.2), strikeouts (72), games (64), saves (5), wins (4), holds (16), opponents' average (.183) and WHIP (1.07)...recorded a 2.03 ERA (7 ER in 31.0 IP) and .143 opponent average (15-for-105) after the All-Star break in 2021, the sixth-best ERA and second-best opponents' average in the American League during that time (min. 30 appearances)...earned his first three career saves in three consecutive appearances, on April 24 and April 26 at Detroit and April 28 at Pittsburgh...according to *Elias*, he was the seventh Royal to earn his first three career saves in consecutive appearances and the first since Mike Minor earned his first six saves in consecutive appearances in 2017.

2020: Made Royals Opening Day roster for the first time and recorded 37 strikeouts in 25.2 innings for a 12.97 K/9, which ranked sixth in the American League (min. 25.0 IP)...his 12.97 K/9 marked the fifth-best single season rate in franchise history (min. 25.0 IP)...accounted for five of

CAREER HIGHS

IP: 2.0, 9x last 6/28/21 at BOS
SO: 4, 8/29/19 vs. OAK
Walks: 3, 2x, last 6/3/23 vs. COL
CG: --
Low-Hit CG: --
Save-Streak: 7, 4/24/21-4/16/22



STUFF ON STAUMONT

Favorite non-baseball sport to watch: Football
Biggest fear: Heights
Weirdest thing he's eaten: Chicken hearts
Who would you want to trade lives with: Max Verstappen - "I've always wanted to an F1 driver"
Favorite ballplayer growing up: David Eckstein
Favorite meal to cook: Tacos
Favorite dessert: Crème Brûlée
Charitable cause most passionate about: Dogs, specifically pitbulls. Linked up with KC Pet Projects while pitching for Royals and hopes to do something similar in MN.

the top six highest velocity pitches in baseball, including a 102.2 mph pitch on Aug. 19 vs. Cincinnati...threw 36 pitches recorded at 100.0 mph or higher, which ranked third in baseball, and his 20 pitches at 101.0 mph or higher led the majors.

2019: Made big league debut on July 25 and tossed 2.0 scoreless innings (11th and 12th) vs. Cleveland...became the third Royals pitcher to debut in extra innings, joining Scott Bankhead on May 25, 1986 vs. the White Sox (14th inning) and George Throop on Sept. 7, 1975 at the Angels (11th inning)...did not allow a leadoff hit (0-for-16), while the first hitter reached just twice in the 18 innings he started (.111 OBP)...opened the year with Triple-A Omaha, where he went 1-5 with a 3.16 ERA (18 ER in 51.1 IP) in 32 appearances, being used as the 'opener' on 12 occasions.

2018: Made a career-high 41 appearances (5 starts) with Omaha, where he went 2-5 with a 3.51 ERA (29 ER in 74.1 IP) and 103 strikeouts (12.5 K/9)...recorded his second career save and first since 2015 on May 2 at Iowa, pitching a scoreless 10th inning in an 8-7 win...posted a 1.74 ERA (4 ER in 20.2 IP) through 17 relief appearances, before moving to the rotation for five starts from May 28-June 21.

2017: Recorded 138 strikeouts in 124.2 innings (10.0 K/9) in 2017, second most among Royals farmhands behind Foster Griffin (141)...split season between Triple-A Omaha and Double-A Northwest Arkansas and went 6-12 with a 5.56 ERA (77 ER in 124.2 IP) in 26 appearances (25 starts).

2016: Pitched at both Advanced-A Wilmington and Double-A Northwest Arkansas, going 4-11 with a 4.23 ERA (58 ER in 123.1 IP) in 29 outings (26 starts)...appeared in seven games (all starts) for Surprise in the Arizona Fall League.

2015: In professional debut, was named a Rookie League All-Star by *Baseball America*...went 3-1 with a 2.48 ERA (11 ER in 40.0 IP) between Surprise (Rookie) and Idaho Falls (Rookie) during his first pro season.

PROFESSIONAL: Originally selected by Kansas City in second round (64th overall) of 2015 First-Year Player Draft; signed by scout Colin Gonzales...designated for release or assignment by Kansas City on November 14, 2023 and elected free agency...signed by Minnesota on December 27, 2023.

STAUMONT'S PITCHING RECORD

YEAR	CLUB	W-L	ERA	G	GS	CG	SHO	SV	IP	H	R	ER	HR	HB	BB	SO	WP	K/9	BAA
2015	AZL Royals	0-0	0.00	4	3	0	0	0	8.2	3	0	0	0	1	8	7	0	7.3	.103
	Idaho Falls	3-1	3.16	14	1	0	0	1	31.1	18	11	11	0	2	24	51	9	14.6	.168
2016	Wilmington	2-10	5.05	18	15	0	0	0	73.0	62	49	41	3	7	67	94	16	11.6	.230
	Northwest Arkansas	2-1	3.04	11	11	0	0	0	50.1	42	18	17	2	4	37	73	8	13.1	.232
2017	Northwest Arkansas	3-4	4.44	10	10	0	0	0	48.2	42	25	24	2	4	34	45	6	8.3	.244
	Omaha	3-8	6.28	16	15	0	0	0	76.0	64	56	53	14	8	63	93	9	11.0	.227
2018	Omaha	2-5	3.51	41	5	0	0	1	74.1	59	31	29	4	2	52	103	15	12.5	.217
2019	Omaha	1-5	3.16	32	12	0	0	2	51.1	31	21	18	4	3	37	74	3	13.0	.172
	KANSAS CITY	0-0	3.72	16	0	0	0	0	19.1	21	13	8	4	1	10	15	0	7.0	.273
2020	KANSAS CITY	2-1	2.45	26	0	0	0	0	25.2	20	8	7	2	3	16	37	1	13.0	.215
2021	KANSAS CITY	4-3	2.88	64	0	0	0	5	65.2	43	24	21	6	2	27	72	4	9.9	.183
2022	Omaha	0-0	0.00	2	0	0	0	0	2.0	1	0	0	0	0	1	4	0	18.0	.143
	KANSAS CITY	3-3	6.45	42	0	0	0	3	37.2	37	28	27	3	1	29	43	5	10.3	.261
2023	Omaha	0-0	0.00	4	0	0	0	1	4.0	3	0	0	0	0	1	7	0	15.8	.200
	KANSAS CITY	0-0	5.40	21	1	0	0	0	20.0	16	12	12	1	2	13	24	3	10.8	.219
Minor League Totals		16-34	4.14	152	72	0	0	5	419.2	325	211	193	29	31	324	551	66	11.8	.215
Major League Totals		9-7	4.01	169	1	0	0	8	168.1	137	85	75	16	9	95	191	13	10.2	.221

STAUMONT'S CAREER FIELDING RECORD

POSITION	PCT	G	PO	A	E	TC	DP	PB
Pitcher	.944	169	6	11	1	18	0	—

STAUMONT'S PROFESSIONAL INJURED LIST HISTORY

DATES	INJURY	LEVEL
June 6-end of 2023 season	Neck Strain	Kansas City
August 24-October 6, 2022	Right Biceps Tendinitis	Kansas City
June 26-July 15, 2022	Neck Strain	Kansas City
August 26-27, 2021	Non-Disclosed Injury/Ailment	Kansas City
May 28-June 6, 2021	Left Knee Sprain	Kansas City
April 13-14, 2021	Non-Disclosed Injury/Ailment	Kansas City





61

BROCK STEWART

RHP

H/W: 6-3/222 **B/T:** L/R
OPENING DAY AGE: 32
BORN: 10/3/1991 in Normal, IL
RESIDES: Charlotte, NC

ACQUIRED: Signed as minor league free agent, 7/14/22
M.L. SERVICE: 2 years, 93 days
OPTIONS USED: 4 of 4
CONTRACT STATUS: Signed thru 2024

PERSONAL: Brock Allen Stewart...X: @Brock_A_Stewart...Instagram: @brockstew15...graduated from Normal West (IL) High School where he was an All-Conference and All-State selection as senior...set a school record with a .506 average as a junior...father, Jeff, is a former baseball coach at Illinois State and used to be a pro scout for Tampa Bay (is retired)...brother, Luke, played baseball at the University of Alabama at Birmingham and played two seasons in the New York-NL system (2011-12)...brother, Jake, played baseball at Illinois State and the University of Illinois...played four years of college ball at Illinois State, where he pitched and also played infield during his career...made just 12 pitching appearances in college (1 start), appearing in one game as a sophomore and 11 (1 start) as a senior, going 3-2 with a 2.36 ERA and limiting opponents to a .198 batting average...combined to hit .266 with 11 homers and 82 RBI in 123 collegiate games...favorite number is 15, which is the number he wore in college; 61 was issued to him when he was a spring training invite to Twins camp in 2023...is a Chicago Bears fan and Georgia Bulldogs football fan.

CAREER HIGHLIGHTS: Twins are fourth organization (Los Angeles-NL - 2014-19, '20-21; Toronto - 2019; Chicago-NL - 2020)...had Tommy John surgery on right elbow in May 2021...in 2016, became the first Dodger since Hideo Nomo in 1995 to begin the year in Single-A and start in a major league game in the same season...made major league debut June 29, 2016 at Milwaukee...named the Dodgers' 2016 Branch Rickey Minor League Pitcher of the Year...named a 2016 Texas League Midseason All-Star and a *Baseball America* minor league All-Star...named 2016 Dodgers MiLB.com organizational All-Star and Staff Choice for Best Starting Pitcher in organization...drafted by Dodgers in 2014 as an infielder from Illinois State University, but also pitched, played outfield, third base and second base for the Redbirds.

POSTSEASON CAREER: Has appeared in three career Postseason games, all in 2023 with the Twins, posting a 6.00 ERA (3.0 IP, 2 ER) with one walk and four strikeouts...made his Postseason debut in Game 2 of the American League Wild Card Series vs. Toronto on October 4, earning a hold after tossing a scoreless seventh inning...allowed two runs on one hit (1 HR) with one walk and one strikeout in Game 2 of the ALDS at Houston on October 4...also worked a scoreless third inning in ALDS Game 4 on October 11 at Target Field.

2023:

- Was an invite to Twins spring training after signing a minor league contract in July of 2022.
- Reassigned to minor league camp on March 22 and began season with Triple-A St. Paul.
- Appeared in seven games for Saints from April 1-23, striking out 17 batters with two walks in 8.2 innings pitched, while earning two saves.
- Had contract selected by Minnesota on April 25 (Trevor Megill DFA).
- Earned win in Twins debut on April 27 vs. Kansas City, pitching 2.0 shutout innings, with one hit allowed, no walks and three strikeouts.
- Struck out 100th career batter on May 23 vs. San Francisco, fanning LaMonte Wade Jr.
- Pitched 14.0 scoreless innings to begin Twins career, from April 27-May 27; 14 games was third-longest scoreless game streak to start Twins career, trailing Caleb Thielbar (17 in 2013) and Denny Reyes (16 in 2008)...first runs allowed of season came from Jose Altuve grand slam on May 29 at Houston (2 inherited runners and 2 of his runners).
- Became one of Twins primary set-up men, recording seven holds in a 20-game stretch from May 10-June 25.
- Recorded second career save on May 27 vs. Toronto, pitching 1.0 scoreless inning, relieving Jorge López, who did not record an out to start the ninth...was his first save since June 20, 2017 vs. New York-NL (with Los Angeles-NL)...hit a career-high 99.7 mph on a strikeout pitch to Brandon Belt, fastest pitch recorded in career.
- Placed on 15-day Injured List on June 27 with right elbow soreness...pitched in three games with Triple-A St. Paul on rehab assignment in September; reinstated on September 26.
- Made return to major league mound for first time in just over three months on September 26 vs. Oakland, pitching 1.0 scoreless inning with one hit allowed, no walks and two strikeouts.
- Held opponents scoreless in 26 of 27 appearances for Twins on season, lone blemish being aforementioned Altuve homer on May 29.
- Finished season with 13-straight scoreless outings (12.2 IP) from May 31-October 1, striking out 22 batters without issuing a walk.
- Twins went 21-7 in games in which he appeared, including winning nine of his last 10.
- Struck out at least one batter in 23 of 28 games and multiple batters in 11 games...set career-high in strikeout percentage (35.8%).
- Limited left-handed hitters to a .184 (7-for-38) batting average with four walks and 17 strikeouts...right-handed hitters batted .203 (12-for-59) with seven walks and 22 strikeouts.

CAREER HIGHS

IP: 5.1, 8/12/19 vs. TEX
SO: 8, 8/28/16 vs. CHC
Walks: 4, 3x, last 9/2/17 at SD
CG: --
Low-Hit CG: --
Win-Streak: 5, 8/17/19-4/27/23



MLB PITCHING LEADERS

ERA IN 2023
(MINIMUM OF 25.0 INNINGS)

- Brock Stewart, MIN 0.65
- Chris Martin, BOS 1.05
- Brusdar Graterol, LAD 1.20
- Josh Hader, SD 1.28
- Shawn Armstrong, TB 1.38

- * Allowed just one home run on season (Altuve - May 29 at HOU), one of just eight pitchers in baseball (minimum of 25.0 IP) to allow less than two home runs.
- * Finished season with a 0.65 ERA (27.2 IP, 2 ER), the lowest in Twins history (1961-) among pitchers with at least 25 appearances...his 12.69 strikeouts-per-9.0 innings ratio was the fourth-best single-season ratio in club history.
- * Led baseball in ERA among all pitchers with a minimum of 25.0 innings pitched...in fact, was the only pitcher in baseball with an ERA under 1.00 with those criteria.
- * Ranked in the 93rd percentile in baseball in average fastball velocity (97.2 mph)...ranked in the 99th percentile in fastball spin (2,604 rpm).
- * Posted opponent batting averages of .233 (7-for-30) on fastball, .194 (6-for-31) on sweeper, .071 (1-for-14) on cutter, .167 (2-for-12) on sinker and .300 (3-for-10) on changeup.

TWINS ALL-TIME LEADERS

SINGLE-SEASON ERA (MINIMUM OF 25.0 INNINGS)

1. Brock Stewart, 2023.....	0.65
2. Dennis Reyes, 2006.....	0.89
3. Matt Wisler, 2020.....	1.07
4. Joe Nathan, 2008.....	1.33
5. Al Worthington, 1964.....	1.37

2022: Signed minor league contract with Minnesota July 14 after spending first half of season recovering from Tommy John surgery on right elbow in May 2021...began season with FCL Twins and made first appearance August 23...transferred to High-A Fort Myers August 26 where he made three appearances for the Mighty Mussels from August 26-September 2...transferred to Triple-A St. Paul September 5 where he spent rest of season...made seven appearances for Saints in September, going 0-1, 6.14 ERA (7.1 IP, 5 ER) with one walk and 11 strikeouts...each of final four appearances were scoreless (4.0 IP).

2021: Signed minor league contract with Los Angeles-NL but did not pitch after having Tommy John surgery performed on right elbow...became free agent in November.

2020: Selected by Chicago-NL in minor league phase of Rule 5 Draft December 12, 2019...released by Cubs organization May 28 and did not pitch in affiliated baseball in season due to shortened major league season and cancellation of minor league season (COVID-19).

2019: Appeared in 13 major league contests between the Dodgers and Blue Jays, going 4-0 with a 9.82 ERA (25.2 IP, 28 ER)...claimed off waivers by Toronto July 31...pitched a career-high 5.1 innings in relief August 12 vs. Texas...allowed three runs on five hits...earned the win in Toronto's 19-4 victory...went 3-0 with a 3.14 ERA (14.1 IP, 5 ER) in his first three outings with the Blue Jays from August 7-24...also appeared in 19 games between Triple-A Oklahoma City in the Dodgers system and Triple-A Buffalo in the Blue Jays organization.

2018: Appeared in nine games (2 starts) in the majors for the Dodgers, going 0-1 with a 6.11 ERA (17.2 IP, 12 ER) and striking out 14 batters against nine walks...spent the remainder of the season with the Triple-A Oklahoma City Dodgers, making 19 starts with an ERA of 2.99 (96.1 IP, 32 ER)...struck out 80 batters against 29 walks while holding hitters to a .232 average...effective against left-handed batters, holding them to a .184 average in 19 games with Oklahoma City...ended the season on the 60-day IL with a right oblique strain.

TWINS ALL-TIME LEADERS

SINGLE-SEASON K/9.0 IP

1. Taylor Rogers, 2021.....	13.17
2. Ryan Pressly, 2018.....	13.03
3. Pat Neshek, 2006.....	12.89
4. Tyler Duffey, 2019.....	12.80
5. Trevor May, 2018.....	12.79
6. Brock Stewart, 2023.....	12.69

ended the season on the 40-man roster after landing on

IT'S WHAT'S FOR DINNER

Brock's nickname is "Beef Stew." Not much to the nickname other than his last name being shortened. The nickname started with Brock's close friends from back home calling him "Beef Stew" then eventually shortening it to just "Beef" - a nickname that he's embraced.

2017: Appeared in 17 games (4 starts) over five stints with the Dodgers, collecting one save, posting a 3.41 ERA (34.1 IP, 13 ER) and striking out 29 batters against 19 walks in 34.1 innings...held hitters to a .226 average and was effective against hitters from both sides of the plate, limiting righties to a .217 mark and holding lefties to a .236 average...as a starter he posted a 5.27 ERA (13.2 IP, 8 ER) in four starts, working for a save and posting a 2.18 ERA (20.2 IP, 5 ER) in 13 relief appearances...picked up his first big league save June 20 against New York-NL, pitching 3.0 scoreless innings with four strikeouts and a walk...made a combined six starts with High -A Rancho Cucamonga and Triple-A Oklahoma City, going 0-2 with a 4.08 ERA (17.2 IP, 8 ER) and struck out 26 batters against four walks in 17.2 innings...started the season on the 10-day Injured List (March 30) with right shoulder tendinitis and was transferred to the 60-day IL May 29...reinstated from the IL June 7.

2016: Made major league debut after beginning the season with High-A Rancho Cucamonga in the Dodgers' system...became the first Dodger since Hideo Nomo in 1995 to begin the year in Single-A and start in a major league game in the same season...made major league debut June 29 at Milwaukee in a start, allowing five runs on eight hits in 5.0 innings pitched, with two walks and seven strikeouts...earned first major league win September 7 vs. Arizona, allowing one run on five hits in 5.0 innings pitched...named the Dodgers' 2016 Branch Rickey Minor League Pitcher of the Year after combining to go 9-4 with a 1.79 ERA, a .200 opponent batting average and a 0.88 WHIP in 21 starts at Rancho Cucamonga, Double-A Tulsa and Triple-A Oklahoma City...named a Texas League Midseason All-Star and a *Baseball America* minor league All-Star...named Dodgers MLB.com organizational All-Star and Staff Choice for Best Starting Pitcher in organization.

2015: Went a combined 4-6 with a 4.46 ERA (101.0 IP, 50 ER) in 25 games (19 starts) between Low-A Great Lakes and High-A Rancho Cucamonga.

2014: Made his pro debut with Rookie-Ogden, going 3-2 with a 3.41 ERA (34.1 IP, 13 ER) in 17 appearances...named MLB.com Pioneer League Player of the Month in August while with Ogden.

PROFESSIONAL: Originally selected by the New York-NL out of high school in the 40th round of the 2010 draft, but did not sign...selected by Los Angeles-NL in sixth round of 2014 First-Year Player Draft; signed by scout Chet Sergio...claimed off waivers by Toronto July 31, 2019...outrighted off Blue Jays roster October 30, 2019...selected by Chicago-NL in minor league phase of Rule 5 draft December 12, 2019 but released by Cubs May 28, 2020...on December 11, 2020, signed minor league contract with the Dodgers organization...signed two-year minor league contract with Twins on July 14, 2022.

THE OL' COLLEGE TRY

Was a position player in college at Illinois State, a University in his hometown. He mostly played third base and corner outfield during his first few seasons. He wanted to get drafted but was hitting a little over .250 in his junior season. He knew he threw hard and figured his best bet was to transition to a pitcher if he wanted to play pro ball. He was drafted as a pitcher by the Dodgers in the sixth round of the 2014 Draft.

STEWART'S CAREER FIELDING RECORD

POSITION	PCT	G	PO	A	E	TC	DP	PB
Pitcher	.929	74	1	12	1	14	1	—

STEWART'S PITCHING RECORD

YEAR	CLUB	W-L	ERA	G	GS	CG	SHO	SV	IP	H	R	ER	HR	HB	BB	SO	WP	K/9	BAA
2014	Ogden	3-2	3.41	17	1	0	0	3	34.1	36	20	13	1	2	17	45	10	11.8	.259
2015	Great Lakes	2-2	2.84	7	7	0	0	0	38.0	38	13	12	4	1	6	38	4	9.0	.262
	Rancho Cucamonga	2-4	5.43	18	12	0	0	0	63.0	75	39	38	6	4	18	65	3	9.3	.291
2016	Rancho Cucamonga	2-0	0.82	2	2	0	0	0	11.0	5	1	1	0	0	2	10	1	8.2	.135
	Tulsa	3-4	1.37	10	10	1	0	0	59.1	41	12	9	0	2	11	65	1	9.9	.196
	Oklahoma City	4-0	2.49	9	9	0	0	0	50.2	41	14	14	4	0	6	54	0	9.6	.217
	LOS ANGELES-NL	2-2	5.79	7	5	0	0	0	28.0	33	18	18	7	0	12	25	0	8.0	.292
2017	Rancho Cucamonga	0-1	54.00	1	1	0	0	0	0.1	3	3	2	0	0	1	1	1	27.0	.600
	Oklahoma City	0-1	3.12	5	5	0	0	0	17.1	19	6	6	2	1	3	25	0	13.0	.279
	LOS ANGELES-NL	0-0	3.41	17	4	0	0	1	34.1	28	18	13	4	1	19	29	0	7.6	.226
2018	Oklahoma City	3-3	2.99	19	19	0	0	0	96.1	83	34	32	7	2	29	80	2	7.5	.232
	LOS ANGELES-NL	0-1	6.11	9	2	0	0	0	17.2	23	15	12	4	2	9	14	1	7.1	.303
2019	Oklahoma City	5-7	7.34	17	16	0	0	0	76.0	97	67	62	19	9	40	67	7	7.9	.310
	LOS ANGELES-NL	0-0	18.00	3	0	0	0	0	4.0	9	8	8	2	0	2	3	1	6.8	.529
	Buffalo	1-1	7.56	2	1	0	0	0	8.1	13	7	7	3	1	3	6	0	6.5	.371
	TORONTO	4-0	8.31	10	0	0	0	0	21.2	28	21	20	9	3	6	16	1	6.6	.304
2020	Chicago (Ind)	1-1	3.38	6	3	0	0	0	21.1	22	8	8	2	3	4	23	1	9.7	--
2021	Oklahoma City	INJURED - DID NOT PITCH																	
2022	GCL Twins	0-1	9.00	1	1	0	0	0	2.0	3	2	2	0	0	0	2	0	9.0	.333
	Fort Myers	0-0	9.64	3	1	0	0	0	4.2	3	5	5	2	1	3	3	2	5.8	.188
	St. Paul	0-1	6.14	7	0	0	0	0	7.1	9	6	5	2	1	1	11	1	13.5	.290
2023	St. Paul	0-0	1.54	10	0	0	0	2	11.2	7	3	2	0	1	4	22	1	17.0	.171
	MINNESOTA	2-0	0.65	28	0	0	0	1	27.2	19	2	2	1	1	11	39	1	12.7	.196
	Minor League Totals	25-27	3.93	128	85	1	0	5	480.1	473	232	210	50	25	144	494	33	9.3	.255
	Major League Totals	8-3	4.93	74	11	0	0	2	133.1	140	82	73	27	7	59	126	4	8.5	.270

STEWART'S WILD CARD RECORD

YEAR	OPPONENT	W-L	ERA	G	GS	CG	SH	SV	IP	H	R	ER	HR	HB	BB	SO	WP	K/9	BAA
2023	Toronto	0-0	0.00	1	0	0	0	0	1.0	0	0	0	0	0	0	2	0	18.0	.000

STEWART'S DIVISION SERIES RECORD

YEAR	OPPONENT	W-L	ERA	G	GS	CG	SH	SV	IP	H	R	ER	HR	HB	BB	SO	WP	K/9	BAA
2023	Houston	0-0	9.00	2	0	0	0	0	2.0	1	2	2	1	0	1	2	0	9.0	.143

STEWART'S PROFESSIONAL INJURED LIST HISTORY

DATES	INJURY	LEVEL
June 27-September 26, 2023	Right Elbow Soreness	Minnesota
May 6-end of 2021 season	Right UCL Injury/"Tommy John" Surgery	Triple-A Oklahoma City
May 20-June 10, 2019	Left Calf Bruise	Triple-A Oklahoma City
September 2-end of 2018 season	Right Oblique Strain	Los Angeles-NL
March 30-June 7, 2017	Right Shoulder Tendinitis	Los Angeles-NL
July 9-17, 2015	Left Quad Strain	High-A Rancho Cucamonga





56

CALEB THIELBAR

LHP

H/W: 6-0/219 **B/T:** R/L
OPENING DAY AGE: 37
BORN: 1/31/1987 in Northfield, MN
RESIDES: Brookings, SD

ACQUIRED: Signed as minor league free agent, 11/29/19
M.L. SERVICE: 5 years, 131 days
OPTIONS USED: 2 of 3
CONTRACT STATUS: Signed thru 2024

PERSONAL: Caleb John Thielbar (pronounced THEEL-bar)...X: @cthielbar56...wife, Carissa is an assistant basketball coach at South Dakota State University in Brookings, SD...couple has a son, Joshua...2005 graduate of Randolph (MN) High School...2009 graduate of South Dakota State University with a degree in Wildlife and Fisheries Management...went 13-16, 5.79 ERA (196.0 IP, 126 ER) with 60 walks and 152 strikeouts in 49 career games (29 starts) for the Jackrabbits from 2006-09...went 5-8, 5.44 ERA (87.2 IP, 53 ER) with 31 walks and 100 strikeouts in 22 games (12 starts) during his senior season in 2009...ended career as the Jackrabbits all-time leader in starts (44) and innings pitched (274.0), and ranked second in strikeouts (196)...enjoys hunting in South Dakota in spare time and offseason...went on Twins Winter Caravan in 2023, visiting Hitchcock and Brookings, SD, and Luverne and Mankato, MN... participated in 2023 TwinsFest at Target Field in January...enjoys fishing and hunting in spare time...participated in the 2024 Twins Winter Caravan, visiting Cedar Rapids, IA; Randolph, MN; the Mayo Clinic in Rochester, MN; and Treasure Island Resort and Casino...at the Randolph caravan stop, he threw wiffle balls to his old high school baseball coach and signed hundreds of autographs while re-visiting his hometown.

CAREER HIGHLIGHTS: Most senior member of the Twins roster in 2023 and is the Player Representative...

is one of 32 Minnesota natives to play for the Twins...was one of three Minnesota natives on 2023 roster at one point (also, Matt Wallner and Louie Varland)...Twins mark sixth major league organization (Milwaukee - 2009-10, Minnesota - 2011-15 & '20-23, San Diego - 2015, Miami Spring Training - 2017, Detroit - 2018-19 and Atlanta - 2019)...finished 2021 season with a record of 7-0, and became the second Twins pitcher with at least seven wins, no losses and no starts in a season, joining Joe Nathan (7-0 in 64 relief appearances in 2006)...pitched for the St. Paul Saints in the American Association from 2016-17...made 2020 season debut August 4 vs. Pittsburgh, which marked first major league appearance since April 30, 2015...span of five years, three months and three days marked the fourth-longest appearance hiatus in Twins history, trailing Bert Blyleven (9 years, 64 days), Carlos Pulido (9 years, 22 days) and Craig Breslow (7 years, 322 days)...earned the win September 1, 2020 vs. Chicago-AL, which marked his first win since May 4, 2014 at Cleveland, a span of six years and 119 days between wins, the eighth-longest span between victories in Twins/Senators franchise history (Harry Kelley, 4/16/25-6/21/38 - 13 years, 66 days; Mike Fornieles, 9/19/52-6/30/63 - 10 years, 284 days; Bert Blyleven, 5/23/76-8/8/85 - 9 years, 77 days; Nick Altrock, 7/17/1909-6/6/18 - 8 years, 324 days; Joey Haynes, 7/4/40-5/21/49 - 8 years, 321 days; Craig Breslow, 5/14/09-4/28/17 - 7 years, 349 days and Andrew Albers, 8/12/13-8/27/21 - 8 years, 15 days)...started MLB career in 2013 in Minnesota with 19.2-consecutive scoreless innings May 20-July 6, setting a Twins record and tying him with the Mets' Joe Smith (April 1-May 5, 2007) for sixth-longest streak in baseball history to begin a career...allowed just five hits during the streak and struck out 17...during the streak, retired 31-consecutive batters faced without allowing a hit; according to the *Elias Sports Bureau*, it tied Joe Nathan (2006) for the fifth-longest streak in club history...was given the 2013 Bill Boni Award as Twins Most Outstanding Rookie, voted on by the Twin Cities Chapter of the BBWAA.

POSTSEASON CAREER: Has appeared in five career Postseason games, going 0-1, 8.10 ERA (3.1 IP, 3 ER) with one walk and two strikeouts...**2023:** Appeared in four games for Twins, two in the ALWCS vs. Toronto and two in the ALDS vs. Houston...pitched 1.2 combined scoreless innings and earned holds in each game vs. Toronto...induced inning-ending ground ball double play to Matt Chapman with bases loaded in the sixth inning to lead 2-0 lead in Game 2 vs. Toronto...allowed a home run in each ALDS appearance against Houston, one to Yordan Alvarez in Game 1 at Minute Maid Park (solo) and one to José Abreu in decisive Game 4 at Target Field (2-run) — dealt loss in Game 4...**2020:** Made first career Postseason appearance September 29 in Game 1 of AL Wild Card Series vs. Houston, pitching 0.1 scoreless inning with one hit allowed.

2023:

- ✦ Made Twins Opening Day roster for fourth time in career (also 2022, '21 and '14) and pitched out of club's bullpen.
- ✦ Held opponents scoreless in nine of first 11 games from March 30-May 2, posting a 1.80 ERA (10.0 IP, 2 ER) with two walks and 10 strikeouts in that span.
- ✦ Placed on 15-day Injured List on May 5 with a right oblique strain...pitched in two games on rehab assignment with Triple-A St. Paul and reinstated on June 4.
- ✦ Appeared in just one game upon return from IL and placed back on 10-day Injured List with same injury June 9...pitched in two games on rehab assignment with Saints and reinstated on July 30.
- ✦ Did not allow an earned run for an 11-game stretch from April 10-August 4 (10.0 IP).
- ✦ Posted 10.0-scoreless inning streak over 10 appearances from August 27-September 19, allowing just two hits with one walk and 11 strikeouts in that span.
- ✦ Walked just six batters on season in 30.2 innings pitched, posting a 1.76 walks-per-9.0 innings pitched ratio, the best on staff.
- ✦ Left-handed batters hit .130 (6-for-46) with a .348 OPS and zero home runs, compared to right-handed batters hitting .254 (17-for-67) with a .927 OPS and seven home runs.

CAREER HIGHS

IP: 2.1, 3x, last 4/14/21 vs. BOS
SO: 5, 2x, last 4/14/21 vs. BOS
Walks: 2, 12x, last 6/19/22 at ARI
CG: --
Low-Hit CG: --
Win-Streak: 9, 6/16/21-6/13/22



AL PITCHING LEADERS

GAMES AMONG LHP SINCE 2021

1. Jake Diekman	200
2. Tim Lincecum	193
3. Aroldis Chapman	165
Wandy Peralta	165
5. Caleb Thielbar	162

- * Ranked tied for 10th in the AL in holds among lefties (14), despite appearing in just 36 games.
- * Ranked seventh among AL lefties in strikeouts-per-9.0 innings pitched at 10.57 (minimum of 30.0 innings pitched)...ranked third among same group in strikeouts-per-walk at 6.00.
- * Held opponents to batting averages of .197 (13-for-66) on fastball, .182 (4-for-22) on sweeper, .167 (3-for-18) on curveball and .429 (3-for-7) on slider.
- * Threw curveball under 75.0 mph 66 times, the 19th most times in baseball, fourth among primary relievers.
- * Appeared in four Postseason games for Twins, two in the ALWCSS vs. Toronto and two in the ALDS vs. Houston, allowing three runs on four hits in 3.0 innings pitched, with one walk and two strikeouts.
- * Pitched 1.2 combined scoreless innings and earned holds in each game vs. Toronto...induced inning-ending ground ball double play to Matt Chapman with bases loaded in the sixth inning to hold 2-0 lead in Game 2 vs. Toronto.
- * Allowed a home run in each ALDS appearance against Houston, one to Yordan Alvarez in Game 1 at Minute Maid Park (solo) and one to José Abreu in decisive Game 4 at Target Field (2-run) — dealt loss in Game 4.

2022: Made Twins Opening Day roster for third time in career (also 2021 and 2014)...made 200th career appearance May 15 vs. Cleveland...placed on Restricted List June 3-6...earned first career save June 13 at Seattle, pitching 1.0 scoreless inning in a Twins 3-2 victory...placed on 15-day Injured List July 23 with a strained left hamstring...made one appearance on rehab assignment with Triple-A St. Paul July 31 and was reinstated from Injured List August 3...26 of his final 31 appearances were scoreless, from July 10-end of season, posting a 1.27 ERA (28.1 IP, 4 ER) in that span...the stretch included a 12.0-inning scoreless streak from July 10-August 19...posted ERAs of 2.45 (71.2 IP, 2 ER) in eight July games, 0.75 ERA (12.0 IP, 1 ER) in 13 August games and 2.25 ERA (12.0 IP, 3 ER) in 14 September/October games...threw fastest pitch of career September 15 vs. Kansas City, a 95.4 mph fastball, striking out Kyle Isbel...set career-high with 18 holds, nine coming from August 3-end of season...tied for most holds on club and tied for sixth-most among AL left-handed relievers...allowed just five home runs on the season, four to right-handed batters (Jorge Mateo, Emmanuel Rivera, Buddy Kennedy, Yasmani Grandal) and one to a lefty (Corey Seager)...struck out multiple batters in 25 of 67 appearances...struck out season-high three batters nine times...went 2-3, 2.25 ERA (36.0 IP, 9 ER) in 41 home games, compared to 2-0, 5.40 ERA (23.1 IP, 14 ER) in 26 road games...held left-handed batters to a .225 average with just two extra-base hits and 25 strikeouts, compared to .226 vs. right-handers, with 11 extra-base hits and 55 strikeouts...allowed just eight of 43 inherited runners to score for a 18.6 IRS%, the fourth-best percentage in the AL and seventh-best in baseball...set career-highs in games (67), strikeouts (80), strikeouts-per-9.0 IP (12.1), strikeouts-to-walk ratio (4.4) and holds (18)...led the Twins in appearances (67) and ranked third in relief strikeouts (80)...posted a 12.13 strikeouts-per-9.0 IP ratio, best on the club and eighth-best in Twins history (since 1961)...ranked ninth among AL relievers in strikeouts-per-9.0 IP, 11th in relief strikeouts and tied for 11th in appearances...ranked second in games in the AL among lefties, trailing only Jake Diekmann (70)...averaged 73.0 mph on his curveball, which he threw 24.7% of the time (246 total pitches)...had 22.7 inches of movement on that pitch...the 73.0 mph ranked seventh slowest in baseball (min. 200 pitches)...threw fastball at average speed of 92.8 mph, a 1.5 mph increase compared to 2021 (91.3 mph), the 12th-highest in baseball...opponents hit .176 (9-for-51) off his slider, .234 (15-for-64) off his curveball and .245 (27-for-110) off his fastball...his curveball generated a 33.0 whiff percentage (246 pitches)...posted a 25.9 opponent hard hit percentage, ranking in the 100th percentile in baseball...also ranked in the 99th percentile in average exit velocity (84.9 mph), in the 92nd percentile in xBA (.193) and 93rd percentile in strikeout percentage (32.7%).

AL PITCHING LEADERS

K/9.0 IP AMONG LHP SINCE 2021 (MINIMUM OF 125.0 INNINGS)

1. Aroldis Chapman.....	14.48
2. Aaron Bummer.....	11.65
3. Jake Diekmann.....	11.62
4. Carlos Rodón.....	11.38
5. Caleb Thielbar.....	11.28

average in 25 road games...held left-handed batters to a .217 (18-for-83) batting average with a .653 OPS and right-handed hitters to a .240 (37-for-154) average with a .721 OPS...set career highs in games (59), innings pitched (64.0), strikeouts (77), holds (13), strikeouts-per-9.0 IP (10.8) and wins (7)...finished tied for second on the club in wins and tied for third in games...finished 7-0, and became the second Twins pitcher with at least seven wins, no losses and no starts in a season, joining Joe Nathan (7-0 in 64 relief appearances in 2006)...was one of nine American League pitchers and 18 pitchers in baseball with at least seven wins and at least 10 holds...also one of 15 players in club history to do so...was the only pitcher in baseball with a 1.000 winning percentage (minimum of 7 decisions)...ranked 11th in the AL in games among left-handed pitchers

2020: Was an invite to Twins spring training and eventually began the season on Twins taxi squad...contract selected by Minnesota August 3...made season debut August 4 vs. Pittsburgh, allowing two runs on five hits in 2.1 innings pitched with two walks and three strikeouts...marked first major league appearance since April 30, 2015...a span of five years, three months and three days, fourth-longest appearance hiatus in Twins history, trailing Bert Blyleven (9 years, 64 days), Carlos Pulido (9 years, 22 days) and Craig Breslow (7 years, 322 days)...became second player to wear #72 (Pat Neshek '06)...after his first outing, his next 10 were scoreless from August 7-September 8, pitching 11.0 innings with three walks and 14 strikeouts...earned the win September 1 vs. Chicago-AL, pitching 1.0 scoreless inning, holding a 2-2 tie in the seventh inning (Twins took lead in bottom half)...the 3-2 win snapped a six-game losing streak and kept them from falling 3.5 back in the division...it marked his first win since May 4, 2014 at Cleveland, a span of six years and 119 days between wins, then the seventh-longest span between victories in Twins/Senators franchise history (Harry Kelley, 4/16/25-6/21/38 - 13 years, 66 days; Mike Fomiele, 9/19/52-6/30/63 - 10 years, 284 days; Bert Blyleven, 5/23/76-8/8/85 - 9 years,

AL PITCHING LEADERS

OPPONENT OBP IN 2023 (MINIMUM OF 30.0 INNINGS)

1. Robert Stephenson, TB.....	.187
2. Jacob deGrom, TEX.....	.200
3. Bowden Francis, TOR.....	.228
4. Tyler Holton, DET.....	.232
5. Tarik Skubal, DET.....	.242
6. Caleb Thielbar, MIN.....	.244

JUST CALL HIM BO JACKSON

Caleb was a two-sport star at Randolph High School from 2002-05, excelling in both baseball and basketball. Many on the team have claimed that Thielbar is the "sneaky best athlete on the team." In fact, in a *Star Tribune* article his late, great mother Janet said: "If you had asked me when he was in the eighth grade, I would've said Caleb would play basketball in college. He was a very good shooter and a tremendous leaper."

SET THE HOOK

Caleb loves fishing on his off-days and fishes on the St. Croix river at the Minnesota-Wisconsin border. Enjoys catching walleyes, bringing them to the clubhouse kitchen and having chef Mac (clubhouse chef) cook them up.

77 days; Nick Altrock, 7/17/1909-6/6/18 - 8 years, 324 days; Joey Haynes, 7/4/40-5/21-49 - 8 years, 321 days; Craig Breslow, 5/14/09-4/28/17 - 7 years, 349 days)...Andrew Albers (8 years, 15 days) became sixth in 2021...set season-high with four strikeouts August 30 at Detroit (2.0 IP)...recorded 100th career strikeout September 23 vs. Detroit, fanning Victor Reyes...went 0-0, 0.00 ERA (7.1 IP) in eight road games and 2-1, 3.55 ERA (12.2 IP, 5 ER) in nine home games...held left-handed batters to a .136 (3-for-22) batting average and right-handed batters to a .216 (11-for-51) average...allowed just one of his 11 inherited runners to score for a 9.1 IRS%, tied with Trevor May for first on club...made Postseason debut September 29 in Game 1 of AL Wild Card Series vs. Houston, pitching 0.1 scoreless inning with one hit allowed.

2019: Spent nearly entire season with Triple-A Toledo (Detroit)...finished in Atlanta organization...appeared in 51 games on the season, 50 with Toledo and one with Triple-A Gwinnett (Atlanta) after being traded to Atlanta organization August 30...23 of final 29 appearances were scoreless beginning June 8, posting a 1.25 ERA (50.1 IP, 7 ER) and a .198 opponent batting average in that span...led Mud Hens in games (50) and ranked second in International League (51)...declared free agency November 4 and signed with Minnesota on minor league contract November 29.

2018: Signed with Detroit organization January 22 on minor league contract...began season with Triple-A Toledo...split season between Mud Hens and Double-A Erie, making three stints with Toledo and four stints with Erie...combined to go 7-1, 2.05 ERA (57.0 IP, 13 ER) with five walks, 51 strikeouts and a .225 opponent batting average in 39 games.

2017: Signed with Miami organization November 11, 2016 and was a non-roster invite to Marlins spring training...appeared in three games for the Marlins that spring, allowing five runs on eight hits in 1.2 innings pitched...released March 30...signed back with St. Paul Saints of the independent American Association, appearing in 17 games, going 2-1, 2.01 ERA (22.1 IP, 5 ER), four walks and 23 strikeouts with one save.

TWINS ALL-TIME LEADERS

GAMES AMONG LEFTIES

1. Eddie Guardado.....	648
2. Jim Kaat.....	468
3. Glen Perkins.....	409
4. Brian Duensing.....	354
5. J.C. Romero.....	327
6. Taylor Rogers.....	319
7. Caleb Thielbar.....	288

TWINS ALL-TIME LEADERS

RELIEF APPEARANCES

1. Eddie Guardado.....	623
2. Rick Aguilar.....	460
Joe Nathan.....	460
4. Matt Guerrier.....	417
5. Juan Rincon.....	383
6. Jesse Crain.....	376
7. Glen Perkins.....	365
8. Mike Trombley.....	329
9. Al Worthington.....	327
10. Taylor Rogers.....	319
11. J.C. Romero.....	305
12. Brian Duensing.....	293
13. Caleb Thielbar.....	288

2016: Pitched for the St. Paul Saints of the independent American Association, second time in career after starting 2011 season there...appeared in 42 games, going 5-2, 2.39 ERA (64.0 IP, 17 ER), with 15 walks, 56 strikeouts and four saves...led Saints in games and was fourth in strikeouts.

2015: Spent third-straight spring training with the Twins...optioned to Triple-A Rochester April 1...made three appearances for the Red Wings and was recalled by the Twins April 17...appeared in six games for the Twins before being optioned May 1...designated for assignment July 31 when the Twins acquired Kevin Jepsen from Tampa Bay...acquired off waivers by San Diego August 8...made nine appearances with Triple-A El Paso to finish season.

2014: Made first career Opening Day roster and was in Twins bullpen all season...earned the win in second appearance April 3 at Chicago-AL...posted 12-game scoreless streak (9.0 IP) April 6-May 13, allowing just five hits and two walks with six strikeouts...allowed just one home run in final 38 games (35.2 IP), a homer by Alex Gordon August 17 vs. Kansas City...set career highs in games (54) and innings pitched (47.2)...inherited bases loaded six times, the most in baseball and only three of 18 total runners in those instances scored.

2013: Optioned from Twins spring training on March 14...began season at Triple-A Rochester...recalled by Minnesota May 20...started MLB career with 19.2-consecutive scoreless innings May 20-July 6, setting a Twins record and tying him with the New York Mets' Joe Smith (April 1-May 5, 2007) for sixth-longest streak in baseball history to begin a career...allowed just five hits during the streak and struck out 17...during the streak, retired 31-consecutive batters without allowing a hit; according to the *Elias Sports Bureau*, it tied Joe Nathan (2006) for the fifth-longest streak in club history; had streak snapped by a Ben Zobrist home run July 8 at Tampa Bay; the streak was the second longest in club history for a rookie, short of Gerry Arrigo's 33 straight in 1964...earned first major league win June 1 vs. Seattle, tossing 1.0 scoreless inning of relief...posted a .154 opponent batting average, the lowest in Twins history and second lowest in Twins/Senators franchise history (since 1901) behind Johnny Niggeling's 1943 average of .153...posted a 1.76 ERA (46.0 IP, 9 ER), the sixth lowest in Twins history...his 49 games tied for eighth most for a rookie in Twins history...ranked sixth in AL in ERA (minimum 40.0 IP), second among rookies...tied for fifth among AL rookies in appearances...was given the Bill Boni Award as Twins Most Outstanding Rookie, voted on by the Twin Cities Chapter of the BBWAA.

2012: Began season with Single-A Fort Myers, going 1-1, 0.00 ERA (12.1 IP) with four hits allowed, two walks and 16 strikeouts in seven games...transferred to Double-A New Britain April 30...transferred to Triple-A Rochester June 20...recorded first career Triple-A win with 2.0 scoreless innings July 1 vs. Scranton-Wilkes-Barre...recorded first career Triple-A save with 0.1 scoreless inning July 5 vs. Pawtucket...pitched for Peoria Javelinas in the Arizona Fall League, going 1-0, 11.08 ERA (13.0 IP, 16 ER) in 11 games...added to Twins 40-man roster in November.

2011: Started season with the St. Paul Saints in the independent American Association...went 3-3, 2.54 ERA (49.2 IP, 14 ER) with 15 walks and 62 strikeouts in 43 games for the Saints...signed by Minnesota as a minor league free agent August 18 and reported to Single-A Fort Myers...appeared in three games (1 start) tossing 7.1 scoreless innings.

2010: Started season with Single-A Wisconsin (Milwaukee)...transferred to Rookie-Helena August 3...released by Milwaukee December 13.

2009: Began professional career with AZL Brewers, going 6-1, 1.59 ERA (45.1 IP, 8 ER) in 14 appearances (2 starts)...transferred to Single-A Helena August 31 and made two scoreless relief appearances.

PROFESSIONAL: Selected by Milwaukee in 18th round of 2009 First-Year Player Draft; signed by scout Harvey Kuenn Jr...signed by Minnesota as minor league free agent on August 19, 2011...claimed off waivers by San Diego on August 8, 2015...signed as minor league free agent with Miami on November 11, 2016...signed with Detroit as minor league free agent on January 24, 2018...traded from Detroit to Atlanta on August 31, 2019 in exchange for cash considerations...signed as minor league free agent by Minnesota on December 19, 2019.

WE GOT NEXT

Caleb's wife, Carissa, is in her 10th season as a woman's basketball coach at Caleb's alma matter, South Dakota State University. She was promoted from assistant coach to associate head coach in July of 2023. Carissa has helped the program reach six NCAA Tournaments and win 12 Summit League titles - seven regular season crowns and five conference tournament championships. In total, with Thielbar on the bench, SDSU has posted a .761 win%.

THIELBAR'S CAREER FIELDING RECORD

POSITION	PCT	G	PO	A	E	TC	DP	PB
Pitcher	.947	288	13	23	2	38	0	—

THIELBAR'S PITCHING RECORD

YEAR	CLUB	W-L	ERA	G	GS	CG	SHO	SV	IP	H	R	ER	HR	HB	BB	SO	WP	K/9	BAA
2009	AZL Brewers	6-1	1.59	14	2	0	0	0	45.1	44	16	8	1	0	7	46	3	9.1	.246
	Helena	0-0	0.00	2	0	0	0	0	1.2	0	0	0	0	0	1	2	0	10.8	.000
2010	Helena	0-0	3.68	9	0	0	0	0	14.2	16	7	6	2	0	0	9	1	5.5	.286
	Wisconsin	0-2	5.60	30	0	0	0	3	53.0	65	41	33	6	0	14	43	0	7.3	.294
2011	Fort Myers	1-0	0.00	3	1	0	0	0	7.1	1	0	0	0	0	5	5	1	6.1	.042
2012	Fort Myers	1-1	0.00	7	0	0	0	1	12.1	4	1	0	0	2	2	16	0	11.7	.100
	New Britain	2-0	1.80	16	0	0	0	4	25.0	18	5	5	1	0	3	26	0	9.4	.198
	Rochester	3-1	3.57	25	1	0	0	1	40.1	42	19	16	5	1	16	32	3	7.1	.266
2013	Rochester	1-1	3.76	17	0	0	0	1	26.1	27	13	11	1	1	8	34	2	11.6	.260
	MINNESOTA	3-2	1.76	49	0	0	0	0	46.0	24	11	9	4	0	14	39	1	7.6	.154
2014	MINNESOTA	2-1	3.40	54	0	0	0	0	47.2	51	19	18	3	1	16	35	0	6.6	.280
2015	Rochester	5-3	2.81	29	0	0	0	0	32.0	30	10	10	1	1	18	19	0	5.3	.252
	El Paso	0-0	0.73	9	0	0	0	0	12.1	9	1	1	1	1	5	7	0	5.1	.196
	MINNESOTA	0-0	5.40	6	0	0	0	0	5.0	5	3	3	0	0	0	5	1	9.0	.263
2018	Erie	3-0	1.42	27	0	0	0	0	38.0	28	7	6	1	0	3	40	1	9.5	.201
	Toledo	4-1	3.32	12	0	0	0	0	19.0	20	9	7	2	1	2	11	0	5.2	.270
2019	Toledo	2-1	3.30	50	0	0	0	4	76.1	74	29	28	7	2	16	92	3	10.8	.254
	Gwinnett	0-0	0.00	1	0	0	0	1	2.0	1	0	0	0	0	0	2	0	9.0	.143
2020	MINNESOTA	2-1	2.25	17	0	0	0	0	20.0	14	6	5	0	0	9	22	2	9.9	.192
2021	MINNESOTA	7-0	3.23	59	0	0	0	0	64.0	55	24	23	8	3	20	77	3	10.8	.232
2022	St. Paul	0-0	0.00	1	0	0	0	0	1.0	0	0	0	0	0	0	1	0	9.0	.000
	MINNESOTA	4-3	3.49	67	0	0	0	1	59.1	51	26	23	5	0	18	80	1	12.1	.226
2023	St. Paul	1-0	0.00	4	0	0	0	0	4.0	1	0	0	0	0	1	5	0	11.3	.077
	MINNESOTA	3-1	3.23	36	0	0	0	0	30.2	23	12	11	7	0	6	36	1	10.6	.204
	Minor League Totals	29-11	2.87	256	4	0	0	15	410.2	380	158	131	28	9	101	390	14	8.6	.242
	Major League Totals	21-8	3.04	288	0	0	0	1	272.2	223	101	92	27	4	83	294	9	9.7	.222

THIELBAR'S WILD CARD RECORD

YEAR	OPPONENT	W-L	ERA	G	GS	CG	SH	SV	IP	H	R	ER	HR	HB	BB	SO	WP	K/9	BAA
2020	Houston	0-0	0.00	1	0	0	0	0	0.1	1	0	0	0	0	0	0	0	0.0	.500
2023	Toronto	0-0	0.00	2	0	0	0	0	1.2	1	0	0	0	0	0	0	0	0.0	.200
	Wild Card Totals	0-0	0.00	3	0	0	0	0	2.0	2	0	0	0	0	0	0	0	0.00	.286

THIELBAR'S DIVISION SERIES RECORD

YEAR	OPPONENT	W-L	ERA	G	GS	CG	SH	SV	IP	H	R	ER	HR	HB	BB	SO	WP	K/9	BAA
2023	Houston	0-1	20.25	2	0	0	0	0	1.1	3	3	3	2	0	1	2	0	13.5	.500

THIELBAR'S PROFESSIONAL INJURED LIST HISTORY

DATES	INJURY	LEVEL
June 9-July 30, 2023	Right Oblique Strain	Minnesota
May 5-June 4, 2023	Right Oblique Strain	Minnesota
July 23-August 3, 2022	Strained Left Hamstring	Minnesota
June 3-16, 2021	Left Groin Strain	Minnesota
April 20-24, 2021	COVID IL	Minnesota





48

JUSTIN TOPA

RHP

H/W: 6-4/236 **BT:** R/R
OPENING DAY AGE: 33
BORN: 3/7/1991 in Binghamton, NY
RESIDES: West Chester, PA

ACQUIRED: Trade with SEA, 1/29/24
M.L. SERVICE: 3 years, 44 days
OPTIONS USED: 1 of 3
CONTRACT STATUS: Signed thru 2024

PERSONAL: Justin Robert Topa (pronounced TOW-pah)...X: @Justin_Topa...Instagram: @justtopa27...wife, Trisha...graduated from Chenango Valley High School (NY), where he played baseball, golf and hockey...graduated from Long Island University-Brooklyn and is one of nine LIU-Brooklyn products to appear in an MLB game along with National Baseball Hall of Famer Larry Doby and former Mariners outfielder James Jones...enjoys golfing and spending time with friends and family.

CAREER HIGHLIGHTS: Twins are fifth organization (Pittsburgh - 2013-16, Texas - 2018, Milwaukee - 2019-22 and Seattle - 2023)...75 appearances in 2023 were tied for second-most in baseball...recorded first career major league save on May 7, 2023 vs. Houston...earned first major league win on May 31, 2023 vs. New York-AL...on August 23, 2023 at Chicago-AL became the first pitcher in MLB history to face zero batters and allow zero baserunners while recording a loss...he entered the game in the 10th inning with Tim Anderson as the "ghost" runner on second base...Anderson stole third base and scored on a throwing error by J.P. Crawford, ending the game by a score of 5-4...made his major league debut on September 1, 2020 for Milwaukee vs. Detroit.

POSTSEASON CAREER: Made one appearance with the Brewers in Game 1 of the National League Wild Card Series on September 30, 2020 at Dodger Stadium (2.0 IP, 1 H, 0 R, 1 BB).

2023:

- ✦ Began the season with Triple-A Tacoma and pitched in three games before he was recalled by Seattle on April 9, spending the rest of the season on the active roster...first season with Mariners.
- ✦ Recorded first career major league save on May 7 vs. Houston, tossing a scoreless inning with one strikeout.
- ✦ Earned first major league win on May 31 vs. New York-AL, pitching 1.0 inning of relief...became the first NY-born reliever to record his first career win against the Yankees since Minnesota's Don Cooper on September 2, 1981.
- ✦ On August 23 at Chicago-AL became the first pitcher in MLB history to face zero batters and allow zero baserunners while recording a loss...he entered the game in the 10th inning with Tim Anderson as the "ghost" runner on second base...Anderson stole third base and scored on a throwing error by J.P. Crawford, ending the game by a score of 5-4.
- ✦ In 27 combined games in the months of July and August, went 3-1 with one save, 9 holds and a 0.77 ERA (23.1 IP, 2 ER) with four walks and 23 strikeouts...held opponents to a .473 OPS in that stretch...posted a career-high 13.1 scoreless inning stretch during that span from July 24-August 22.
- ✦ Recorded a win at New York-NL on September 2, becoming the first Seattle pitcher who was born in New York to record a win *in* New York since John Halama on August 7, 2000 at the Yankees.
- ✦ Went 13-for-13 in stranding inherited baserunners.
- ✦ Held left-handed batters to a .216 average, compared to .253 vs. right-handed batters.
- ✦ Ranked in the 97th percentile in barrel percentage (3.0%) and 94th percentile in both expected ERA (2.97) and ground ball percentage (57.4%).
- ✦ His 75 appearances were tied for second most in baseball with Arizona's Miguel Castro and Cleveland's Emmanuel Clase, trailing only teammate Matt Brash (78 G)...the 75 games were tied for fourth most in Mariners history with Mark Lowe (2009), trailing Brash (2023) and Ed Vande Berg (2x, 78 G in 1982 and 76 G in 1985).

2022: Began season on 15-day Injured List with a right forearm flexor strain; reinstated on August 12...made season debut with Milwaukee on September 9...prior to joining Brewers, made 17 appearances for Triple-A Nashville, going 2-0, 4.34 ERA (18.2 IP, 9 ER) with eight walks and 17 strikeouts.

2021: Spent most of season on the Injured List with a right elbow injury...placed on the 10-day Injured List on April 1 and transferred to the 60-day IL on April 6...appeared in four games with Milwaukee, posting a 29.70 ERA...made first and only career plate appearance on August 12 at Chicago-NL, striking out against Jake Jewell...returned to the 60-day Injured List on September 4 and underwent right elbow surgery on September 14, performed by Dr. David Altchek.

2020: Selected from the Brewers alternate training site on August 31...went 0-1 with a 2.35 ERA in six relief appearances with Milwaukee...made his major league debut on September 1 vs. Detroit...optioned back to the training site on September 4...recalled September 14 and optioned September 15 before being recalled for the final time on September 16.

2019: In first season in Brewers organization went 0-6 with three saves and a 3.38 ERA in 33 games between High-A Carolina and Double-A Biloxi.

CAREER HIGHS

IP: 2.0, 2x, last 9/27/20 at StL
SO: 4, 9/24/20 at StL
Walks: 2, 4x, last 8/20/23 vs. MIL
CG: --
Low-Hit CG: --
Win-Streak: 2, 2x, last 8/30-9/2/23



MLB PITCHING LEADERS

GAMES IN 2023

1. Matt Brash, SEA	78
2. Justin Topa, SEA	75
Miguel Castro, ARI	75
Emmanuel Clase, CLE	75
5. Ian Gibaut, CIN	74
Tanner Scott, MIA	74



2018: Appeared in four more games with Rockland in the Canadian-American Association before returning to affiliated ball with the Rangers organization, going 2-4 with a 6.85 ERA in 10 games (7 starts) between High-A Down East and Double-A Frisco.

2017: Pitched in Independent ball for the Rockland Boulders (Pomona, NY) of the Canadian-American Association, going 14-3 with one save and a 3.50 ERA in 20 games (19 starts).

2016: Went 2-0 with a 2.13 ERA in 10 appearances between the Gulf Coast League Pirates and High-A Bradenton (Pittsburgh).

2015: Missed entire season after undergoing his second Tommy John surgery in April, performed by Dr. David Altchek...underwent his first Tommy John surgery while at LIU-Brooklyn in May 2011, also performed by Dr. Altchek.

2014: Went 4-8 with one save and a 6.09 ERA with Class-A West Virginia (Pittsburgh).

2013: Made professional debut with Low-A Jamestown (Pittsburgh), going 5-2 with a 2.19 ERA in 19 relief appearances, striking out 33 in 37.0 innings.

PROFESSIONAL: Originally selected by Cincinnati in 33rd round of 2012 First-Year Player Draft but did not sign, electing to remain in college to pitch for Long Island University...selected by Pittsburgh in 17th round of 2013 First-Year Player Draft; signed by scout Chris Kline...released by Pittsburgh organization on March 29, 2017...signed with Texas as free agent on June 17, 2018...elected minor league free agency on November 2, 2018...signed with Milwaukee as free agent on March 28, 2019...acquired by Seattle in trade with Milwaukee on January 7, 2023, in exchange for minor league right-handed pitcher Joseph Hernandez...acquired by Minnesota via trade with Seattle on January 29, 2024, along with right-handed pitchers Anthony DeSclafani and Darren Bowen, and outfielder Gabriel Gonzalez, in exchange for infielder Jorge Polanco.

TOPA'S PITCHING RECORD

YEAR	CLUB	W-L	ERA	G	GS	CG	SHO	SV	IP	H	R	ER	HR	HB	BB	SO	WP	K/9	BAA
2013	Jamestown	5-2	2.19	19	0	0	0	0	37.0	33	11	9	1	0	10	33	1	8.0	.237
2014	West Virginia	4-8	6.09	25	14	0	0	1	81.1	109	60	55	8	8	20	50	2	5.5	.330
2015		INJURED - DID NOT PITCH																	
2016	GCL Pirates	2-0	1.13	6	0	0	0	0	8.0	3	1	1	0	0	2	6	1	6.8	.111
	Bradenton	0-0	3.86	4	0	0	0	0	4.2	6	2	2	0	1	1	2	0	3.9	.316
2017	Rockland (Ind.)	14-3	3.50	20	19	1	1	0	110.2	104	52	43	8	3	26	80	3	6.5	
2018	Rockland (Ind.)	1-1	4.43	4	3	0	0	0	20.1	24	13	10	1	0	4	15	2	6.6	
	Down East	0-1	19.64	1	1	0	0	0	3.2	7	8	8	2	1	1	4	0	9.8	.412
	Frisco	2-3	5.71	9	6	0	0	0	41.0	53	26	26	4	2	13	34	4	7.5	.319
2019	Carolina	0-3	4.50	15	0	0	0	3	16.0	14	8	8	1	0	2	19	0	10.7	.226
	Biloxi	0-3	2.63	18	0	0	0	0	24.0	22	9	7	0	2	8	22	2	8.3	.244
2020	MILWAUKEE	0-1	2.35	6	0	0	0	0	7.2	7	3	2	1	0	0	12	0	14.1	.233
2021	Brewers Blue	0-0	0.00	2	0	0	0	0	2.0	1	0	0	0	1	0	5	0	22.5	.143
	Biloxi	0-0	2.25	4	0	0	0	0	4.0	2	1	1	0	0	2	2	0	4.5	.154
	Nashville	1-0	3.00	10	0	0	0	0	9.0	7	3	3	0	0	2	9	1	9.0	.206
	MILWAUKEE	0-0	29.7	4	0	0	0	0	3.1	12	11	11	2	0	1	1	0	2.7	.545
2022	Brewers Gold	1-0	0.00	1	0	0	0	0	1.0	0	0	0	0	1	0	1	0	9.0	.000
	Nashville	2-0	4.34	17	0	0	0	0	18.2	23	9	9	0	3	8	17	2	8.2	.307
	MILWAUKEE	0-0	4.91	7	0	0	0	0	7.1	9	6	4	0	0	4	4	0	4.9	.290
2023	Tacoma	1-0	3.38	3	0	0	0	0	2.2	2	1	1	0	0	1	3	1	10.1	.222
	SEATTLE	5-4	2.61	75	0	0	0	3	69.0	61	26	20	4	3	18	61	0	8.0	.240
Independent League Totals		15-4	3.64	24	22	1	1	0	131.0	128	65	53	9	3	30	95	5	6.5	--
Minor League Totals		18-20	4.62	134	21	0	0	4	253.0	282	139	130	16	19	70	207	14	7.4	.285
Major League Totals		5-5	3.81	92	0	0	0	3	87.1	89	46	37	7	3	23	78	0	8.0	.264

TOPA'S WILD CARD RECORD

YEAR	OPPONENT	W-L	ERA	G	GS	CG	SH	SV	IP	H	R	ER	HR	HB	BB	SO	WP	K/9	BAA
2020	Los Angeles-NL	0-0	0.00	1	0	0	0	0	2.0	1	0	0	0	0	1	0	0	0.0	.167

TOPA'S CAREER FIELDING RECORD

POSITION	PCT	G	PO	A	E	TC	DP	PB
Pitcher	.929	92	8	18	2	28	0	—

TOPA'S PROFESSIONAL INJURED LIST HISTORY

DATES	INJURY	LEVEL
October 3-end of 2022 season	Left Ankle Contusion	Milwaukee
April 4-August 12, 2022	Right Elbow Tear	Milwaukee
September 4-end of 2021 season	Right Forearm Strain	Milwaukee
March 29-August 11, 2021	Right Forearm Strain	Milwaukee
August 10-end of 2018 season	Right Forearm Strain	Double-A Frisco
July 25-August 1, 2018	Right Calf Strain	Double-A Frisco
August 27-end of 2016 season	Right Triceps Strain	Single-A Bradenton
April 9, 2015-August 15, 2016	"Tommy John" Surgery on Right Elbow	Single-A Bradenton



37

LOUIE VARLAND

RHP

H/W: 6-1/216 **BT:** L/R
OPENING DAY AGE: 26
BORN: 12/9/1997 in St. Paul, MN
RESIDES: Maplewood, MN

ACQUIRED: 15th RD, 2019 MLB Draft
M.L. SERVICE: 108 days
OPTIONS USED: 1 of 3
CONTRACT STATUS: Signed thru 2024

PERSONAL: Louie Dennis Varland...X: @LouieVarland...Instagram: @louievarland...engaged to fiancée Maddie Hentges - the two are longtime college sweethearts...Maddie's father played for the Montreal Canadiens... Louis is a St. Paul native who attended North St. Paul High School, where he wrestled and played football, in addition to baseball...attended Concordia University, St. Paul...helped out at his father Wade's drywall business when he was younger...his aunts, Denise and Sue, were legendary softball pitchers at North St. Paul...his older brother, Gus, is a pitcher in the Los Angeles Dodgers organization; the duo played together at North St. Paul and Concordia, and train together in the offseason...favorite movie is Rocky I, favorite musical artist is the Red Hot Chili Peppers and favorite food is sushi...enjoys fishing during the offseason... favorite sports team is the Minnesota Vikings...favorite opposing ballpark is Guaranteed Rate Field...his favorite pregame meal is Chipotle...participated in the 2023 Twins Winter Caravan, visiting Welch and Rochester, MN, and Mason City, IA...was a featured guest at the Baseball Old Timers Hot Stove League over the winter of 2022-23 at the Southview Country Club in St. Paul...participated in 2023 TwinsFest at Target Field in January and went on Twins Winter Caravan with Matt Wallner, Cory Provus and LaTroy Hawkins.

CAREER HIGHS

IP: 7.0, 5/31/23 at HOU
SO: 8, 4/14/23 at NYY
Walks: 4, 6/6/23 at TB
CG: --
Low-Hit CG: --
Win-Streak: 3, 10/5/22-5/20/23



CAREER HIGHLIGHTS:

One of 32 Minnesota natives to play for the Twins and one of 16 to pitch...was one of three Minnesota natives on the Twins roster at one point in 2022 and 2023 (also, Caleb Thielbar and Matt Wallner)...named Jim Rantz Award winner as Twins minor league Pitcher of the Year in 2021 and 2022, one of two pitchers to ever win the award twice, joining José Berrios (2014-15)... in 2022, led all Twins minor leaguers in strikeouts (146) and innings pitched (126.1), tied for first in games started (23) and was second in ERA (3.06), second in winning percentage (.615), fourth in opponent batting average (.242) and WHIP (1.26), and tied for fifth in wins (8)...made major league debut September 7, 2022 at Yankee Stadium and struck out seven batters in 5.1 innings pitched...recorded first career strikeout, fanning Aaron Judge...earned first major league win October 5, 2022 at Chicago-AL...named starting pitcher on Twins' 2021 MiLB.com Organizational All-Star team...debuted wearing uniform number 49, but switched to 37 during 2022-23 offseason when the Twins acquired Pablo López from Miami.

POSTSEASON CAREER: 2023: Appeared in both games of the ALWCS vs. Toronto, pitching 0.1 inning in Game 1, holding a 3-1 lead...appeared in Game 2, throwing another 0.1 inning, holding a 2-0 lead...was on the ALDS roster vs. Houston but did not appear in the series.

2023:

- * Pitched in first career spring training with Twins and was optioned to Triple-A St. Paul on March 19, where he started season.
- * Made just one start for the Saints on April 7 and was recalled by Minnesota on April 14.
- * Made one start with Twins during this stint...inserted into rotation one time through to give the staff an extra day of rest and push everyone back a game...started on April 14 at New York-AL, allowing three runs on six hits in 6.0 innings pitched, with one walk and a career-high eight strikeouts in a Twins 4-3 victory.
- * Optioned back to St. Paul on April 16.
- * Named Twins minor league Pitcher of the Week on April 30 - the first of two honors on season.
- * Made two starts for the Saints from April 22-27 and was recalled by Minnesota for second time on May 3 (Tyler Mahle - IL).
- * Earned first win of season on May 14 vs. Chicago-NL, allowing three runs on four hits in 6.1 innings pitched leading to a Twins 16-3 victory.
- * Pitched career-high 7.0 shutout innings with four hits allowed, one walk and five strikeouts on May 31 at Houston in a Twins 8-2 victory.
- * Went 3-1, 3.34 ERA (35.0 IP, 13 ER) with seven walks and 31 strikeouts in six May starts for Minnesota, leading the staff in innings for the month.
- * Went 0-2, 10.20 ERA (15.0 IP, 17 ER) with five home runs allowed and eight walks in a three-start stretch from June 6-18 and was optioned to St. Paul on June 20 (Kenta Maeda reinstated from IL).
- * Named Twins minor league Pitcher of the Week on August 13...pitched a professional career high 7.1 shutout innings on August 11 vs. Louisville, allowing three hits with one walk and six strikeouts.
- * Went 5-0, 3.68 ERA (58.2 IP, 24 ER) with 56 strikeouts in an 11-start stretch for Saints from June 23-August 16.
- * Made first relief appearance of season while at St. Paul on August 31 vs. Columbus, allowing one run on three hits in 4.0 innings pitched.
- * Recalled by Minnesota on September 4, where he remained the rest of season, pitching out of Twins' bullpen.
- * Threw hardest pitch of career at 100.4 mph on September 9 vs. New York-NL, a foul ball by Daniel Vogelbach...was throwing in the upper 90s when pitching in relief for Minnesota in second half of September...joined Joao Duran as the only Twins to reach triple digits on season.

AL PITCHING LEADERS

**K/9.0 AMONG ROOKIES IN 2023
(MINIMUM OF 65.0 IP)**

1. Taj Bradley, TB.....	11.09
2. Alec Marsh, KC.....	10.29
3. Hunter Brown, HOU.....	10.29
4. Bryan Woo, SEA.....	9.55
5. Grayson Rodriguez, BAL.....	9.52
6. Shintaro Fujinami, OAK/BAL.....	9.46
7. Louie Varland, MIN.....	9.40



- Went 1-0, 1.50 ERA (12.0 IP, 2 ER) with two holds, one walk and 17 strikeouts in seven relief appearances for Minnesota from September 6-28.
- Held opponents to a .225 (9-for-40) batting average on slider, a pitch he threw 143 times.
- Ranked in the 83rd percentile in baseball in walk percentage (6.0%).
- Combined to go 11-4, 4.27 ERA (149.2 IP, 71 ER) with 43 walks and 159 strikeouts in 33 appearances (25 starts) between Minnesota and Triple-A St. Paul.
- Appeared in both games of the ALWCS vs. Toronto, pitching 0.1 inning in Game 1, holding a 3-1 lead...appeared in Game 2, throwing another 0.1 inning, holding a 2-0 lead.
- Was on the ALDS roster vs. Houston but did not appear in the series.

THE MORE LOU KNOW

Favorite non-baseball sport to watch: Hockey, specifically the Wild
 Biggest fear: "I don't have a fear"
 Weirdest thing you've eaten: Cooked deer heart or snapping turtle soup
 Favorite ballplayer growing up: Mauer
 One thing couldn't live without: Fiance, Maddie
 Favorite dessert: Tres leches that Correa orders when the club's in Houston
 Favorite charitable cause: Wounded Warrior Project

2022: Began season with Double-A Wichita...struck out minor league season-high 10 batters in second start April 14 at Northwest Arkansas (5.2 IP)...promoted to Triple-A St. Paul August 9...made four starts for the Saints from August 12-31, going 1-1, 1.69 ERA (21.1 IP, 4 ER) with three walks and 27 strikeouts...named Twins minor league Pitcher of the Week four times: June 12 with Wichita, July 3 with Wichita, August 14 with St. Paul and August 28 with St. Paul...contract selected as 29th man for doubleheader September 7, one of four stints with the Twins (2 as a 29th player)...made major league debut in game one of doubleheader September 7 at New York-AL, allowing two runs on three hits in 5.1 innings pitched, with one walk and seven strikeouts...became the fourth pitcher in Twins history (1961-present) with at least seven strikeouts and one-or-fewer walks allowed in his major league debut, joining Hall of Famer Bert Blyleven (7 K, 1 BB June 5, 1970), Yohan Pino (7 K, 1 BB June 9, 2014) and Devin Smeltzer (7 K, 0 BB May 28, 2019)...first career strikeout victim was Aaron Judge in the first inning...earned first career win in final game of season October 5 at Chicago-AL, pitching 5.0 shutout innings with four hits allowed, no walks and five strikeouts in a Twins 10-1 victory...led all Twins minor leaguers in strikeouts (146) and innings pitched (126.1), was tied for first in games started (23) and was second in ERA (3.06), second in winning percentage (.615), fourth in opponent batting average (.242) and WHIP (1.26), and tied for fifth in wins (8)...combined to go 9-7, 3.19 ERA (152.1 IP, 54 ER) with 48 walks and 167 strikeouts in 29 games (28 starts) between Minnesota, St. Paul and Wichita...went 8-5, 3.06 ERA (126.1 IP, 43 ER), 42 walks, 146 strikeouts, a 1.26 WHIP and a .242 (117-for-484) opponent batting average in 24 minor league games (23 starts)...named Jim Rantz Award winner as Twins Minor League Pitcher of the Year for the second consecutive season, joining José Berrios (2014-15) as the only pitcher to win the award in back-to-back seasons...ranked as 10th-best prospect in Twins organization by MLB.com after season and entering 2023...ranked as having best control in Twins system by *Baseball America*, entering 2023.

LOU WORLD ORDER

Louie was a three-sport athlete at North St. Paul High School, earning letters in baseball, wrestling and football. He was a two-time MSHSL State Tournament wrestler, two-time MVP, Most Improved, Rookie of the Year, two-time section runner up and four-time captain of the wrestling team. In seventh grade he was 90 pounds and wrestled juniors and seniors in high school in the 112-pound class. He didn't win much but said that he learned a lot.

2021: Began season with Low-A Fort Myers...named Low-A Southeast Pitcher of the Week June 13 while at Fort Myers, making one start at Jupiter, pitching 6.0 shutout innings with two hits allowed, two walks and 11 strikeouts...promoted to High-A Cedar Rapids July 13...recorded double-digit strikeouts four times on season: 10 on May 4 at Bradenton, 11 June 9 at Jupiter, 10 July 9 at St. Lucie and 11 September 15 at Peoria...named Twins minor league Pitcher of the Week July 25 while at Cedar Rapids, making one start vs. Beloit, pitching 5.0 shutout innings with one hit allowed, two walks and nine strikeouts...named Twins minor league Pitcher of the Week again at Cedar Rapids September 19, making one start at Peoria, allowing two runs (1 earned) on four hits in 6.0 innings pitched with no walks and a season-high 11 strikeouts...combined to go 10-4, 2.10 ERA (103.0 IP, 24 ER) with 30 walks, 142 strikeouts, a .214 opponent batting average and a 1.09 WHIP in 20 games (18 starts) between both levels...held right-handed batters to a .225 (34-for-151) average and left-handed batters to a .250 (28-for-112) average...led all Twins minor leaguers in ERA, strikeouts and WHIP...ranked second in ERA (minimum 100.0 IP)...named starting pitcher on MLB.com organizational All-Star team...named Jim Rantz Award winner as Twins minor league Pitcher of the Year.

MEDIUM WELL

Did you know that at Mac's Diner, located on 7th Ave East in North St. Paul, soon plans on having a burger called the Louie Varland Burger, and some of the proceeds will go to Wounded Warrior Project, a charity that Louie is very passionate about.

MORNING ROUTINES

Louie's fiance, Maddie, is a dental student at the University of Minnesota and she's given him a lot of oral hygiene tips over the years. One of the best so far is that he now brushes his teeth before drinking coffee, because the fluoride in toothpaste coats your teeth and protects them from damage caused by coffee.



2020: Did not pitch due to the cancellation of the minor league season (COVID 19).

2019: Made his professional debut with Rookie-Elizabethhton...made three appearances, one start...struck out 10 batters in 8.2 innings pitched...made professional debut with 2.0 scoreless innings of relief June 22 at Kingsport, walking two and striking out four.

PROFESSIONAL: Selected by Twins in 15th round of 2019 First-Year Player Draft; signed by scout Joe Bisenius.

VARLAND'S PITCHING RECORD

YEAR	CLUB	W-L	ERA	G	GS	CG	SHO	SV	IP	H	R	ER	HR	HB	BB	SO	WP	K/9	BAA
2019	Elizabethhton	0-1	2.08	3	1	0	0	0	8.2	9	2	2	1	0	4	10	1	10.4	.257
2020	NO SEASON - DID NOT PLAY																		
2021	Fort Myers	4-2	2.09	10	8	0	0	0	47.1	41	14	11	2	3	16	76	5	14.5	.228
	Cedar Rapids	6-2	2.10	10	10	0	0	0	55.2	41	14	13	4	2	14	66	2	10.7	.202
2022	Wichita	7-4	3.34	20	19	0	0	0	105.0	102	46	39	14	2	39	119	4	10.2	.251
	St. Paul	1-1	1.69	4	4	0	0	0	21.1	15	5	4	1	2	3	27	0	11.4	.192
	MINNESOTA	1-2	3.81	5	5	0	0	0	26.0	26	11	11	4	1	6	21	1	7.3	.263
2023	St. Paul	7-1	3.97	16	15	0	0	0	81.2	84	48	36	8	4	26	88	1	9.7	.265
	MINNESOTA	4-3	4.63	17	10	0	0	0	68.0	66	35	35	16	1	17	71	2	9.4	.252
Minor League Totals		25-11	2.96	63	57	0	0	0	319.2	292	129	105	30	13	102	386	13	10.9	.240
Major League Totals		5-5	4.40	22	15	0	0	0	94.0	92	46	46	20	2	23	92	3	8.8	.255

VARLAND'S WILD CARD RECORD

YEAR	OPPONENT	W-L	ERA	G	GS	CG	SH	SV	IP	H	R	ER	HR	HB	BB	SO	WP	K/9	BAA
2023	Toronto	0-0	0.00	2	0	0	0	0	0.2	2	0	0	0	0	0	1	0	13.5	.500

VARLAND'S CAREER FIELDING RECORD

POSITION	PCT	G	PO	A	E	TC	DP	PB
Pitcher	1.000	22	4	6	0	10	1	—

VARLAND'S CAREER INJURED LIST HISTORY

DATES	INJURY	LEVEL
None.....		





8

CHRISTIAN VÁZQUEZ

C

H/W: 5-9/216 **B/T:** R/R
OPENING DAY AGE: 33
BORN: 8/21/1990 in Bayamón, PR
RESIDES: Davie, FL

ACQUIRED: Signed as free agent, 12/16/22
M.L. SERVICE: 9 years, 31 days
OPTIONS USED: 3 of 3
CONTRACT STATUS: Signed thru 2025

PERSONAL: Christian Rafael Vázquez (pronounced VASS-kez)...Instagram: @1990colo - 1990 for his birth year and 'colo' for color as reference to his red hair color...wife, Gabriela (married in 2018)...the couple has two sons, Diego (born in November 2019) and Daniel (born April 2022), and are expecting their third child in September 2024...graduated from Puerto Rico Baseball Academy High School in 2008...on January 6, 2018 (Three Kings Day), he helped hand out toys to children in some of the island's poor communities...in January 2018, helped deliver nearly 10 tons of supplies to aid Hurricane Maria recovery efforts...the jetBlue plane cargo included medical supplies and vaccines, water filtration systems, first aid kits, flashlights, and diapers...in Caguas, he helped distribute food, water and supplies to nearly 300 families, as well as baseball equipment to roughly 100 children...signed autographs and posed for pictures with fans at Red Sox Winter Weekend in 2015, '16, '18, and '20...along with his wife, spearheaded the Red Sox' Players Favorite Things basket auction in 2021 that benefitted The BASE...played minor league ball with Twins Vice President of Hitting Development and Procurement, Alex Hassan, while at Short-A Lowell in Boston's organization...Hassan shared a story that one day he sat behind Vázquez on the bus during a team roadtrip and Hassan could see Christian's laptop on AOL Instant Messenger in the seat in front of him and Vázquez's screen name was mboneday...chose uniform No. 8 for Minnesota because he wanted 7 (retired - Joe Mauer) and 9 (worn by Trevor Larnach), so settled in the middle...he wore No. 7 for Boston and No. 9 for Houston...enjoys Starbucks coffee (lattes) and passes on other coffee shop options...participated in 2023 TwinsFest at Target Field in January...if he wasn't a baseball player, he would be an athletic trainer.

CAREER HIGHLIGHTS: Two-time World Series champion (2018 with Boston and 2022 with Houston)...Twins are third organization (Boston - 2008-22, Houston - 2022)...selected to play in the 2023 World Baseball Classic with Team Puerto Rico, marking first career selection...was behind the plate for the Astros' combined no-hitter in Game 4 of the 2022 World Series (pitchers: Cristian Javier, Bryan Abreu, Rafael Montero, Ryan Pressly), becoming the second catcher in MLB history to catch a no-hitter in the World Series (joining the Yankees' Yogi Berra, who caught Don Larsen's perfect game in Game 5 of the 1956 World Series)...named a finalist for the 2019 American League Rawlings Gold Glove Award® at catcher...hit walk-off homer for Red Sox in 13th inning of 2021 ALDS Game 3 vs. Tampa Bay...caught final pitch of the 2018 World Series, a swinging third strike to Manny Machado...earned the Unsung Hero Award from the Boston Chapter of the BBWAA following the 2017 season...missed entire 2015 season recovering from Tommy John surgery performed on his right elbow...made his major league debut in 2014 and his first Opening Day roster in 2017...played in the Puerto Rican Winter League following the 2011 (Mayaguez), 2012 (Manati), 2013 (Santurce), 2014 (San Juan), 2015 (Mayaguez & Santurce), 2016 (Santurce) and 2021 (Santurce) seasons...named an International League Midseason All-Star and was selected to the 2014 SiriusXM All-Star Futures Game at Target Field...named Red Sox top defensive catcher by *Baseball America* entering the 2012, 2013 and 2014 seasons...played for Surprise in the Arizona Fall League in 2012...in 2013, was named MVP of Double-A Portland as well as Eastern League Midseason All-Star...named *Baseball America's* best defensive catcher in his primary league in four-straight years: 2011 - South Atlantic, 2012 - Carolina, 2013 - Eastern, and 2014 - International...named 2011 Red Sox Minor League Defensive Player of the Year...named a 2012 Carolina League Postseason All-Star.

POSTSEASON CAREER: Two-time World Series champion (2018 with Boston and 2022 with Houston) has hit .250 (23-for-92) with two doubles, two home runs, 11 RBI, 11 runs scored, five walks and a .633 OPS in 31 career Postseason games...ranks second in Red Sox franchise history in Postseason games played at catcher (25 games, 19 starts), trailing only Jason Varitek (62)...**2023:** Did not appear in six games for Twins during ALWCs vs. Toronto (2 games) or ALDS vs. Houston (4 games)...**2022:** Played in six Postseason games for the Astros, including two ALDS games vs. Seattle, one ALCS game vs. New York-AL and three World Series games vs. Philadelphia...hit .235 (4-for-17) with one walk and three RBI...went 2-for-7 with one RBI in three World Series games...drove in two runs with a single in Game 3 of the ALCS at New York-AL...was behind the plate for Houston's combined no-hitter in Game 4 of the World Series (pitchers: Cristian Javier, Bryan Abreu, Rafael Montero, Ryan Pressly), becoming the second catcher in MLB history to catch a no-hitter in the World Series (joining Yogi Berra, who caught Don Larsen's perfect game in Game 5 of the 1956 World Series)...**2021:** Played in 11 Postseason games, making seven starts and hitting .281 (9-for-32) with one home run and six RBI...hit a walk-off, two-run homer in the 13th inning of Game 3 of the ALDS vs. Tampa Bay...**2018:** Played in 12 of the Red Sox' 14 Postseason games...Boston went 9-1 in his 10 starts...hit a solo homer in Game 4 of the ALDS at New York-AL, becoming the sixth Red Sox catcher to homer in the Postseason...made his first career appearance at first base in Game 3 of the World Series at Los Angeles-NL, switching to the position in the 12th inning and remaining there for the rest of the game...according to *ELIAS*, became the fifth non-pitcher ever to appear in a World Series game at a position he had never previously played, joining Boston's Patsy Dougherty (RF in 1903), Washington's Buddy Myer (3B in 1925), Chicago-NL's Stan Hack (SS in 1935) and New York-AL's Alfonso Soriano (RF in 2003)...caught the final pitch of the World Series, as Chris Sale struck out Manny Machado swinging...posted a five-game hit streak in 2018 from ALCS-G4 through WS-G4...tied the longest Postseason hitting streak ever by a Red Sox catcher (also Carlton Fisk in 1975, Rich Gedman in 1986-88 and Jason Varitek in 2003-04)...**2017:** Made his second career Postseason roster and first Postseason appearances, starting Games 2 and 4 of the ALDS

CAREER HIGHS

Hits: 4, 6x, last 8/18/22 vs. CWS

RBI: 5, 9/15/19 at PHI

HR: 2, 3x, last 7/22/22 vs. TOR

GS: 2, last 9/26/20 at ATL

SB: 2, 9/18/20

Hit-Strike: 11, 6/11-25/19

WALK-OFF HITS/PA

8/1/17 vs. CLE (HR)

6/21/19 vs. TOR (HR)

MULTI-HR GAMES

9/15/19 at PHI

7/30/20 at NYM

7/22/22 vs. TOR



PICKLEBALL - ALL THE RAGE

Vázquez arrived at spring training in great shape, thanks in part to an offseason regime that included a popular fitness trend. Over the offseason, Vázquez started playing pickleball daily at a court he had installed in his home in Davie, Florida. Vasky called pickleball a fun way for him to get his conditioning work in outside of the gym.

vs. Houston...reached base in four of eight plate appearances (2-for-6, 2 BB), including a 2-for-3 effort with a run scored and walk in Game 2... became the first major league catcher to reach base three times in his Postseason debut since Boston's Jarrod Saltalamacchia in Game 1 of the 2013 ALDS vs. Tampa Bay... **2016:** Named to the Red Sox' ALDS roster vs. Cleveland but did not appear in a game.

2023:

- * Played for Team Puerto Rico during World Baseball Classic, hitting .333 (5-for-15) with two doubles, one home run, three RBI and one walk in four games.
- * Was Twins Opening Day catcher on March 30 at Kansas City after signing three-year contract with Minnesota in December...recorded first hit as Twin with a fifth-inning single and finished the day 2-for-4.
- * Hit .379 (11-for-29) with a .471 on-base percentage and a .953 OPS in first nine games.
- * Reached base safely a season-high four times on May 15 at Los Angeles-NL, going 3-for-5 with a walk.
- * Hit first home run as Twin against former team on June 19 vs. Boston, snapping streak of 161 plate appearances to go homerless to start season.
- * Hit safely in season-long five-straight games from August 13-22.
- * Played in 800th career game on July 26 vs. Seattle.
- * Recorded 300th career RBI on July 29 at Kansas City.
- * Played one inning at second base on September 4 at Cleveland in a Twins 20-6 victory...seventh career game at second base and first since July 22, 2022 vs. Toronto.
- * Recorded 700th career hit on September 12 vs. Tampa Bay, a single off Andrew Kittredge.
- * Hit .250 (18-for-72) with five home runs and a .776 OPS vs. left-handed pitching, compared to .217 (55-for-254) with one home run and a .547 OPS vs. right-handed pitching.
- * Posted a 1.45 second "pop time" from behind the plate, sixth best among MLB catchers.
- * Posted a 4.09 catcher ERA, seventh best in the American League among qualified catchers and second on team (Jeffers - 3.64).
- * Hit .270 (10-for-37) with runners in scoring position and two outs...hit .260 (19-for-73) with runners in scoring position.
- * Did not appear in any of six Twins Postseason games, two ALWCs vs. Toronto and four ALDS vs. Houston...served as back-up catcher to Ryan Jeffers, who started all six games.

MLB FIELDING LEADERS	
GAMES CAUGHT AMONG ACTIVES	
1. Salvador Pérez.....	1,200
2. Mike Zunino.....	874
3. Christian Vázquez.....	775
4. Martin Maldonado.....	752
5. Yan Gomes.....	629
James McCann.....	629

2022: Made Opening Day roster for Boston for sixth time in career and was Opening Day catcher April 8 at New York-AL...fifth-straight Opening Day start at catcher for Red Sox...placed on COVID Injured List from April 19-20...hit .356 (26-for-73) with eight doubles, one home run, 16 RBI and a .919 OPS in 22 May games...his average ranked eighth in the AL and his doubles were tied for sixth...drove in 19 runs in a 23-game span from May 8-June 7...span included a .337 (28-for-83) batting average, an .845 OPS and three three-hit games...hit 50th career home run June 21 vs. Detroit, a solo shot off Andrew Chafin...recorded third career multi-homer game July 22 vs. Toronto, both solo shots...acquired by Houston via trade August 1, in exchange for minor league outfielder Wilyer Abreu and infielder Emmanuel Valdez...went 4-for-6 with two RBI and three runs scored August 18 at Chicago-AL, tying single-game career high in hits...hit first home run as an Astro in Houston's final game of season October 5 vs. Philadelphia...finished with nine home runs, second-most for single season in career (23 in 2019)...also second most RBI with 52 (72 in 2019)...combined to hit .274 (109-for-398) with 23 doubles, nine home runs, 52 RBI, 22 walks and a .315 on-base percentage in 119 games between the Red Sox and Astros...hit .304 (31-for-102) with an .823 OPS vs. left-handed pitching, compared to .264 (78-for-296) vs. righties...while playing catcher, hit .266 (97-for-364) with 23 doubles, seven home runs and 47 RBI with a .308 on-base percentage...ranked second among AL catchers in batting average and hits, and third in on-base percentage and doubles...finished tied for first in the AL in catcher caught stealings (16) and tied for fourth among all major league catchers with 11 defensive runs saved (per FanGraphs)...played in six Postseason games for the Astros, including two ALDS games vs. Seattle, one ALCS game vs. New York-AL and three World Series games vs. Philadelphia...hit .235 (4-for-17) with one walk and three RBI...went 2-for-7 with one RBI in three World Series games...drove in two runs with a single in Game 3 of the ALCS at New York-AL...was behind the plate for the Astros' combined no-hitter in Game 4 of the World Series, becoming the second catcher in MLB history to catch a no-hitter in the World Series, joining Yogi Berra, who caught Don Larsen's perfect game in Game 5 of the 1956 World Series...selected to play in the 2023 World Baseball Classic with Team Puerto Rico, marking first career selection.

2021: Made fourth consecutive Opening Day start at catcher for Boston...hit .283 with .721 OPS in 29 games from Opening Day-May 8...stole a base and caught a baserunner stealing on April 6 vs. Tampa Bay...was the second time Vázquez has done both of those things in the same game (also June 27, 2017 vs. MIN)...matched a career-high with 138 games played...led baseball in innings caught (1,051.1), the most by a Red Sox catcher since Jason Varitek in 2008 (1,064.1)...appeared in 132 games at catcher, making 119 starts...also started three games at designated hitter and appeared in two games at third base, two at second base and one at first base...threw out 18 attempted base stealers, tied for the fourth most in baseball (18-for-73, 24.7%)...recorded three pickoffs, most in the AL and tied for third most in baseball...led Red Sox with eight stolen bases (8-for-12), most among AL catchers and tied for second most by any catcher (Realmut-13, Alfaro-8)...four of his six home runs tied for second or gave the Sox a lead...played in 11 Postseason games, making seven starts hitting .281 (9-for-32) with one home run and six RBI...hit a walk-off two-run homer in the 13th inning of Game 3 of the ALDS vs. Tampa Bay.

2020: Played in 47 of the Sox' 60 games...made 41 starts at catcher and four at designated hitter...also played 0.2 innings at home base on Aug. 13 vs. Tampa Bay...threw out seven of 28 attempted base stealers (25%)...ranked T-2nd in the AL and T-4th in MLB in runners caught stealing (7)...set career highs in OBP (.344) and OPS (.801)...his .283 batting average and .457 slugging percentage were the second-best marks of his career (.290 AVG in 2017, .477 SLG in 9)...hit .309 with an .861 OPS and 16 RBI in 24 road games (29-for-94, 9 XBH)...of his seven home runs, three gave the Sox a lead and one tied the score.

MLB BATTING LEADERS	
HITS AS CATCHER SINCE 2019	
1. J.T. Realmuto.....	552
2. Christian Vázquez.....	441
3. Will Smith.....	376
4. Willson Contreras.....	372
5. Elias Diaz.....	368

2019: Set career highs in games (138), runs scored (66), hits (133), doubles (26), home runs (23), RBI (72), walks (33), extra-base hits (50), slugging percentage (.477) and OPS (.798)...appeared at catcher in 119 games (103 starts), becoming the first Red Sox with 100+ games at catcher since Jarrod Saltalamacchia in 2013 (119)...led the AL in games caught (119) and led the majors in catcher

pickoffs (4)...also led AL catchers in hits, extra-base hits, multi-hit games and doubles (tied)...became the first Red Sox catcher to hit 20+ home runs in a season since Jarrod Saltalamacchia in 2012 (25)...made seven starts at first base and one at second base, the first of his career at both positions...also appeared in four games at third base...was one of four players to appear at catcher, first base, second base and third base in 2019 (also Austin Nola, Kyle Farmer, and Williams Astudillo).

2018: Made 66 starts at catcher in his fourth major league season...missed nearly two months of the season on the Injured List from July 8-Aug. 31 (right fifth finger fracture)...threw out 10 of 32 attempted base stealers (31.3%)...posted a 3.84 catcher's ERA, the sixth lowest among AL backstops with at least 75 games played...placed on the 10-day IL with a right fifth finger fracture on July 8...on July 10, underwent a pinning procedure (ORIF) of his fractured finger...the surgery was performed by Dr. Matt Leibman at Newton-Wellesley Hospital...appeared in four rehab games between Double-A Portland (1 G) and Triple-A Pawtucket (3 G) from 8/27-30...reinstated from the IL on Sept. 1 and appeared in 20 of the Red Sox' final 26 games (12 starts)...scored his 100th career run on Sept. 5 at Atlanta...appeared at third base in both games of a doubleheader on Sept. 26 vs. Baltimore...were his third and fourth career appearances at third base and his only two of 2018...played 12 of the Red Sox' 14 Postseason games...Boston went 9-1 in his 10 starts...hit a solo HR in Game 4 of the ALDS at New York-AL, becoming the sixth Red Sox catcher to homer in the Postseason...made his first career appearance at first base in Game 3 of the World Series at Los Angeles-NL, switching to the position in the 12th inning and remaining there for the rest of the game...according to *Elias*, became the fifth non-pitcher ever to appear in a World Series game at a position he had never previously played, joining BOS's Patsy Dougherty (RF in 1903), WSH's Buddy Myer (3B in 1925), CHC's Stan Hack (SS in 1935), and NYY's Alfonso Soriano (RF in 2003)...caught the final pitch of the World Series, as Chris Sale struck out Manny Machado swinging.

2017: Earned the Unsung Hero Award from the Boston Chapter of the Baseball Writers Association of America...recorded more runs (43), hits (94), triples (2), home runs (5) and stolen bases (7) than he did in his first three major league seasons combined...hit 18 doubles and recorded 32 RBI, doubling his career totals in each category...led AL catchers with a .290 batting average (94-for-324), the second-highest mark among major league backstops (min. 250 AB)...threw out 19 of 48 attempted base stealers (39.6%), the fourth-highest rate among major league catchers (min. 20 G)...finished second in the AL with a .348 home batting average (54-for-155), trailing only Adrian Beltre (.362, min. 100 AB)...finished second in the AL (3rd in the majors) with a .275 batting average with two strikes (47-for-171)...reached base in each of his first seven plate appearances of the season (5-for-5, 2 HBP)...according to *Elias*, became the first Red Sox hitter to reach base safely in his first seven plate appearances of any season since Ted Cox in 1977 (7 PA)...recorded his first career walk-off RBI on Aug. 1 vs. Cleveland, turning a 10-9 deficit into a 12-10 win with a three-run HR...made his second career Postseason roster and first Postseason appearances, starting Games 2 and 4 of the ALDS vs. Houston...reached base in four of eight plate appearances (2-for-6, 2 BB), including a 2-for-3 effort with a run scored and walk in Game 2...became the first major league catcher to reach base three times in his Postseason debut since BOS's Jarrod Saltalamacchia in Game 1 of the 2013 ALDS vs. Tampa Bay.

2016: Returned after missing the entire 2015 season recovering from Tommy John surgery...appeared in 57 major league games (49 starts) over a pair of stints with the Red Sox...also appeared in 42 games with Triple-A Pawtucket...began the season on the IL recovering from Tommy John surgery...played in five rehab games with Pawtucket...activated from the 15-day IL on April 15...optioned to Pawtucket on July 5 and remained with the PawSox until being recalled to the major league club on Sept. 5...caught all 10 innings of the Sox' 3-2 win at Tampa Bay on Sept. 25, when Boston set a then-franchise record with 23 strikeouts...the Sox set a major league record by striking out 11 consecutive batters faced from the fourth-seventh innings...following the season, played for Santurce in the Puerto Rican Winter League...named to the Red Sox' ALDS roster vs. Cleveland but did not appear in a game.

2015: Missed the season recovering from Tommy John surgery (right elbow) performed on April 2 by Dr. James Andrews in Pensacola, FL...placed on the 60-day IL on March 30 with a right elbow sprain...sustained the injury in spring training...returned to game action in the Fall Instructional League in September/October...served only as a designated hitter...also played for Mayaguez and Santurce of the Puerto Rican Winter League; served only as a designated hitter.

2014: Named an International League Midseason All-Star and was selected to the 2014 SiriusXM All-Star Futures Game...did not participate in either due to his call-up...threw out 51.7% of base stealers in 2014 (15 of 29), the best rate in the majors (min. 50 G)...was the best such mark in Red Sox history (since CS began being tracked in the AL in 1920).

YOU'VE GOT MAIL!

Christian played minor league ball with Twins Vice President of Hitting Development and Procurement, Alex Hassan while at Short-A Lowell in Boston's organization. Hassan shared a story that one day he sat behind Vázquez on the bus during a team roadtrip and Hassan could see Christian's laptop on AOL Instant Messenger in the seat in front of him and Vázquez's screen name was milboneday.

2013: Led Double-A Portland with a .289 batting average (99-for-342) and was named team MVP...tapped an Eastern League Midseason All-Star...led EL backstops by throwing out 47% of attempted base stealers (47 of 101)...named Red Sox Minor League Defensive Player of the Month for April (11 CS in 16 G)...started behind the plate for the Eastern Division in the EL All-Star Game on July 10 in New Britain...promoted to Triple-A Pawtucket on Sept. 1 and made his Triple-A debut the next day in the PawSox' regular season finale...hit .273 (3-for-11) in three Pawtucket playoff games...after the season, played for Santurce of the Puerto Rican Winter League and led the league with 32 games behind the plate...threw out a league-best 63% (17 of 27) of attempted base stealers.

2012: Played the majority of the year with High-A Salem, where he was a Carolina League Postseason All-Star...Also made his Double-A debut with 20 games for Portland...combined to throw out 49 of 122 base stealers (40%), including a CL-best 42% (44 of 105)...named Red Sox Minor League Defensive Player of the Month for June...following the season, played 10 games for Surprise in the Arizona Fall League...also played nine games for Manati of the Puerto Rican Winter League.

2011: Named Red Sox Minor League Defensive Player of the Year...spent the entire season with Low-A Greenville...posted career highs in home runs (18) and RBI (84)...his 84 RBI led the Drive and ranked fourth among Sox minor leaguers...named South Atlantic League Player of the Week from June 20-26 (.467, 7-for-15, 4 HR) and Aug. 29-Sept. 4 (.381, 8-for-21, 3 HR)...selected as the Red Sox Minor League Defensive Player of the Month for July...after the season, played three games with Mayaguez of the Puerto Rican Winter League...added to the Red Sox' 40-man roster on Nov. 20.

2010: Played his first full season with Low-A Greenville...led the club with 60 games at catcher...threw out 31 of 76 (41%) attempted base stealers...made his first pro appearances at first base (3 games) and second base (1)...hit his first career grand slam on April 17 at Lexington...recorded three doubles and two RBI in six Drive playoff games.

2009: Split the year between the Rookie-level Gulf Coast League Red Sox and Short-A Lowell...his first hit for the Spinners was a game-tying, pinch hit homer in the ninth inning on July 9 vs. Tri-City.

VASKY FACTS

Favorite non-baseball sports to watch: Any sports if it's the playoffs
 Favorite ballplayer growing up: Iván Rodríguez
 "He was the best catcher in the league and from Puerto Rico. That's why I wore #7 in Boston. It was a cool moment, meeting him my second year in the big leagues. We went to Texas and he signed my jersey."
 One thing can't live without: Starbucks
 Favorite meal to cook: Rice, beans and chicken
 Favorite dessert: Crumbl cookies

2008: Led the Gulf Coast League Red Sox with 21 games caught in his pro debut.

PROFESSIONAL: Originally selected by Boston in ninth round of 2008 First-Year Player Draft; signed by scout Edgar Perez...traded by Boston to Houston on August 1, 2022, in exchange for minor league outfielder Wilyer Abreu and infielder Emmanuel Valdez...signed three-year contract with Minnesota on December 16, 2022.

VÁZQUEZ'S PLAYING RECORD

YEAR	CLUB	AVG	G	AB	R	H	2B	3B	HR	RBI	SH	SF	HBP	BB	SO	SB	CS	OBP	OPS
2008	GCL Red Sox	.190	21	58	7	11	1	0	0	5	1	0	0	6	17	0	0	.266	.473
2009	GCL Red Sox	.278	10	36	5	10	5	0	7	0	0	0	1	4	7	0	0	.366	.783
	Lowell	.123	21	65	4	8	2	0	2	9	0	0	0	11	16	0	0	.250	.496
2010	Greenville	.263	79	270	34	71	11	0	3	32	0	2	4	23	62	3	1	.328	.665
2011	Greenville	.283	105	392	71	111	27	3	18	84	0	4	5	43	84	1	1	.358	.863
2012	Salem	.266	81	293	43	78	17	0	7	41	3	2	4	40	70	2	2	.360	.756
	Portland	.206	20	73	11	15	4	0	0	5	0	1	0	8	9	0	0	.281	.541
2013	Portland	.290	96	342	48	99	19	1	5	48	3	4	3	47	44	7	5	.376	.771
	Pawtucket	.000	1	3	0	0	0	0	0	0	0	0	0	1	0	0	0	.250	.250
2014	Pawtucket	.279	66	244	35	68	17	0	3	20	2	2	1	21	52	0	1	.336	.721
	BOSTON	.240	55	175	15	42	9	0	1	20	3	4	0	19	33	0	0	.308	.617
2015																			
2016	Pawtucket	.270	42	152	19	41	9	0	2	16	0	1	3	15	31	2	0	.345	.713
	BOSTON	.227	57	172	21	39	9	1	1	12	0	0	2	10	39	0	0	.277	.585
2017	BOSTON	.290	99	324	43	94	18	2	5	32	0	1	3	17	64	7	2	.330	.735
2018	Portland	.500	1	2	1	1	0	0	0	3	0	1	0	0	0	0	0	.333	.833
	Pawtucket	.273	3	11	1	3	0	0	0	1	0	0	0	1	1	0	0	.333	.606
	BOSTON	.207	80	251	24	52	10	0	3	16	1	0	4	13	41	4	1	.258	.540
2019	BOSTON	.276	138	482	66	133	26	1	23	72	3	3	0	33	101	4	2	.321	.798
2020	BOSTON	.283	47	173	22	49	9	0	7	23	0	0	0	16	43	4	3	.344	.801
2021	BOSTON	.258	138	458	51	118	23	1	6	49	1	4	2	33	84	8	4	.308	.659
2022	BOSTON	.282	84	294	33	83	20	0	8	42	0	3	3	18	51	1	2	.327	.759
	HOUSTON	.250	35	104	8	26	3	0	1	10	0	0	0	4	18	0	2	.278	.585
2023	MINNESOTA	.223	102	327	34	73	13	0	6	32	1	1	1	25	82	1	0	.280	.598
	Minor League Totals	.266	546	1941	279	516	112	4	40	271	9	17	21	220	393	15	10	.344	.734
	Major League Totals	.257	835	2760	317	709	140	5	61	308	9	16	15	188	556	29	16	.306	.684

VÁZQUEZ'S WILD CARD RECORD

YEAR	OPPONENT	AVG	G	AB	R	H	2B	3B	HR	RBI	SH	SF	HBP	BB	SO	SB	CS	OBP	OPS
2021	New York-AL	.000	1	1	0	0	0	0	0	0	0	0	0	0	1	0	0	.000	.000
2023	Toronto																		

VÁZQUEZ'S DIVISION SERIES RECORD

YEAR	OPPONENT	AVG	G	AB	R	H	2B	3B	HR	RBI	SH	SF	HBP	BB	SO	SB	CS	OBP	OPS
2017	Houston	.333	2	6	1	2	0	0	0	0	0	0	0	2	2	0	0	.500	.833
2018	New York-AL	.333	3	9	2	3	0	0	1	2	0	0	0	1	2	0	0	.400	1.067
2021	Tampa Bay	.375	4	16	3	6	0	0	1	4	1	0	0	0	3	0	0	.375	.938
2022	Seattle	.143	2	7	0	1	0	0	0	0	0	0	0	0	3	0	0	.143	.286
2023	Houston																		
	Division Series Totals	.316	11	38	6	12	0	0	2	6	1	0	0	3	10	0	0	.366	.840

VÁZQUEZ'S LEAGUE CHAMPIONSHIP SERIES RECORD

YEAR	OPPONENT	AVG	G	AB	R	H	2B	3B	HR	RBI	SH	SF	HBP	BB	SO	SB	CS	OBP	OPS
2018	Houston	.154	5	13	1	2	1	0	0	0	0	0	0	0	3	0	0	.154	.385
2021	Houston	.200	6	15	2	3	1	0	0	2	0	0	0	1	3	0	0	.250	.517
2022	New York-AL	.333	1	3	1	1	0	0	0	2	0	0	0	1	0	0	0	.500	.833
	LCS Totals	.194	12	31	4	6	2	0	0	4	0	0	0	2	6	0	0	.242	.500

VÁZQUEZ'S WORLD SERIES RECORD

YEAR	OPPONENT	AVG	G	AB	R	H	2B	3B	HR	RBI	SH	SF	HBP	BB	SO	SB	CS	OBP	OPS
2018	Los Angeles-NL	.200	4	15	1	3	0	0	0	0	0	0	0	0	3	0	0	.200	.400
2022	Philadelphia	.286	3	7	0	2	0	0	0	1	0	0	1	0	3	0	0	.375	.661
	World Series Totals	.227	7	22	1	5	0	0	0	1	0	0	1	0	6	0	0	.261	.488

VÁZQUEZ'S WORLD BASEBALL CLASSIC RECORD

YEAR	CLUB	AVG	G	AB	R	H	2B	3B	HR	RBI	SH	SF	HBP	BB	SO	SB	CS	OBP	OPS
2023	Puerto Rico	.333	4	15	2	5	2	0	1	3	--	--	--	1	5	0	0	.375	1.042

VÁZQUEZ'S CAREER FIELDING RECORD

POSITION	PCT	G	PO	A	E	TC	DP	PB
Catcher	.994	775	6463	348	44	6855	42	68
First Base	.990	20	94	9	1	104	7	—
Third Base	1.000	10	0	1	0	1	0	—
Second Base	1.000	6	2	4	0	6	1	—
Totals	.994	813	6577	362	45	6984	53	68

VÁZQUEZ'S PROFESSIONAL INJURED LIST HISTORY

DATES	INJURY	LEVEL
April 19-20, 2022	COVID 19	Boston
July 8-September 1, 2018	Right Fifth Finger Fracture	Boston
March 25-end of 2015 season	Tommy John Surgery	Boston



MINNESOTA NATIVES TO PLAY FOR TWINS

PLAYER	BIRTHPLACE	SEASONS	PLAYER	BIRTHPLACE	SEASONS
Fred Bruckbauer, rhp	New Ulm	1961	Jack Morris, rhp	St. Paul	1991
Tom Burgmeier, lhp	St. Paul	1974-77	Greg Olson, c	Marshall	1989
Cole De Vries, rhp	St. Louis Park	2012-13	Glen Perkins, lhp	St. Paul	2006-17
Jim Eisenreich, cf	St. Cloud	1982-84	Mike Poesching, rf	Little Falls	1975
Bob Gebhard, rhp	Lamberton	1971-72	Tom Quinlan, 3b	St. Paul	1996
Paul Giel, rhp	Winona	1961	Brian Raabe, 2b	New Ulm	1995-96
Dave Goltz, rhp	Pelican Rapids	1972-79	Michael Restovich, of	Rochester	2002-04
Kent Hrbek, 1b	Minneapolis	1981-94	Terry Steinbach, c	New Ulm	1997-99
Tom Johnson, rhp	St. Paul	1974-78	Dick Stigman, lhp	Nimrod	1962-65
Tom Kelly, 1b	Graceville	1975	Jerry Terrell, ss	Waseca	1973-77
Jerry Kindall, 2b	St. Paul	1964-65	Caleb Thielbar, lhp	Northfield	2013-15, '20-23
Jerry Koonsman, lhp	Appleton	1979-81	George Thomas, lf	Minneapolis	1971
Mike Mason, lhp	Faribault	1988	Louie Varland, rhp	St. Paul	2022-23
Joe Mauer, c/1b	St. Paul	2004-18	Matt Wallner, of	Forest Lake	2022-23
Paul Molitor, dh-1b	St. Paul	1996-98	Charley Walters, rhp	Minneapolis	1969
Mike Morin, rhp	Andover	2019	Dave Winfield, of	St. Paul	1993-94



Twins

38

MATT WALLNER

OF

H/W: 6-4/246 **B/T:** L/R
OPENING DAY AGE: 26
BORN: 12/12/1997 in Forest Lake, MN
RESIDES: Forest Lake, MN

ACQUIRED: 1st RD (39th overall), 2019 MLB Draft
M.L. SERVICE: 111 days
OPTIONS USED: 1 of 3
CONTRACT STATUS: Signed thru 2024

PERSONAL: Matthew John Wallner...X: @Matt_Wallner...Instagram: @matt_wallner...married in December of 2023 at The Venue at Southern Oaks Farm in Mississippi to now wife, Sydnie, who is an ICU nurse... Forest Lake, MN native who attended Forest Lake High School...named 2016 Minnesota Mr. Baseball... played collegiately at the University of Southern Mississippi for three seasons, hitting .337 (232-for-689) with 39 doubles, 58 home runs and 190 RBI in 189 games...in 2019, named to the Baton Rouge Regional All-Tournament Team, leading the Golden Eagles to the championship round after hitting .308 (4-for-13) with two home runs and five RBI...played for the 2018 USA Baseball Collegiate National Team...in 2017, named the *Baseball America* Freshman of the Year and was selected to BA All-America Second Team and Freshman All-America First Team...makes offseason home in Mississippi...enjoys watching college football during offseason...favorite non-baseball team is the Minnesota Vikings...favorite vacation spot is the beach... participated in 2023 TwinsFest at Target Field in January and went on Twins Winter Caravan with Louie Varland, Cory Provus and LaTroy Hawkins.

CAREER HIGHLIGHTS: Named to MLB.com Pipeline's 2023 All-Rookie Second Team...one of 32 Minnesota natives to play for the Twins...was one of three Minnesota natives on Twins roster at one point in 2022 and 2023 (also, Caleb Thielbar and Louie Varland)...named Sherry Robertson Award winner as 2022 Twins minor league Player of the Year...made major league debut on September 17, 2022 at Cleveland and recorded his first major league hit in that game, a solo home run off Shane Bieber; became 12th Twin to homer in his first major league game...selected to start in 2022 SiriusXM All-Star Futures Game at Dodger Stadium... entered 2022 as the 14th-best prospect in the Twins organization, per MLB.com.

POSTSEASON CAREER: 2023: Played in five of the Twins' six Postseason games, making five starts in leftfield...went 0-for-8 with three walks and one run scored...made Postseason debut on October 3 in Game 1 of the ALWCS vs. Toronto, going 0-for-2 with a walk...played in both games of ALWCS vs. Toronto and went 0-for-3...played in three of four games of ALDS vs. Houston, going 0-for-5 with two walks...joined Edouard Julien and Royce Lewis as the first rookie trio in Twins history to start in the same Postseason lineup.

2023:

- * Was in Twins spring training for first time in career...optioned to Triple-A St. Paul on March 18 where he began season.
- * Played in five games for Saints from March 30-April 7, going 6-for-20 with a home run and two walks and was recalled by Minnesota on April 8 (Max Kepler - IL).
- * Played in just six games for Twins from April 9-14, going 0-for-8 with one walk and two HBP and was optioned back to St. Paul on April 15.
- * Played in 27 games for Saints from April 15-May 23, slashing .264/.398/.440 with three home runs and 17 walks and was recalled by Minnesota for second time on season on May 23 (Trevor Larnach - IL).
- * Recorded career high four hits with Minnesota on May 27 vs. Toronto, including a home run and three RBI.
- * Played in five games for Twins from May 23-28, hitting .636 (7-for-11) with one double, one home run, four RBI, two walks and a 1.714 OPS and was optioned to St. Paul again on May 29 (Kepler reinstated from IL).
- * Named Twins minor league Player of the Week twice on season on June 4 and July 2.
- * Played in 36 games during third and final stint with Saints from May 30-July 14, hitting .308 (44-for-143) with 11 doubles, two triples, seven home runs, 31 RBI, 20 walks and a .975 OPS.
- * Recalled by Minnesota for final time on July 15 (Jose Miranda - IL) and remained with Twins through end of season.
- * Tied career high reaching base four times on July 23 vs. Chicago-AL, going 2-for-2 with a hit-by-pitch and walk.
- * Had first career multi-homer game on July 26 vs. Seattle, both solo shots.
- * Recorded an outfield assist from leftfield on August 1 at St. Louis, a throw that registered at 100.4 mph, the third-hardest outfield assist thrown by a Twin in the Statcast era (since 2015), trailing Aaron Hicks (101.9 mph on 6/12/15) and Eddie Rosario (100.6 mph on 8/23/18).
- * Hit first career walk-off home run on August 6 vs. Arizona, a two-run shot off Paul Sewald in the ninth inning, capping a Twins 5-3 victory.
- * Hit first career grand slam on August 15 vs. Detroit, a go-ahead shot off Will Vest, leading to a Twins 5-3 victory...the homer was measured at 450 feet, the longest grand slam by a Twin in the Statcast Era...four RBI marked a career high.

CAREER HIGHS

Hits: 4, 5/27/23 vs. TOR
RBI: 4, 2x, last 9/26/23
HR: 2, 7/26/23 vs. SEA
GS: 2, last, 9/26/23 vs. OAK
SB: 1, 3x, last 8/16/23 vs. DET
Hit-Streak: 6, 9/12-17/23

WALK-OFF HITS/PA

8/6/23 vs. ARI (HR)

MULTI-HR GAMES

7/26/23 vs. SEA



TWINS ALL-TIME LEADERS

OPS AMONG ROOKIES (MINIMUM 250 PLATE APPEARANCES)

1. Tony Oliva, 1964916
2. Miguel Sanó, 2015916
3. Bobby Kielty, 2002890
4. Matt Wallner, 2023877
5. Jimmie Hall, 1963863

- Hit a double that registered at 116.4 mph exit velocity on September 24 vs. Los Angeles-AL, the hardest hit ball of career and third-hardest for Twin in 2023.
- Reached safely in career-long six-straight games from September 12-17.
- Hit second career grand slam on September 26 vs. Oakland, off Paul Blackburn...the homer was measured at 463 feet, the third-longest for a Twin on season...longest grand slam by a Twin in the Statcast Era (since 2015).
- Hit .354 (17-for-48) with five doubles, three home runs, 12 RBI and a 1.102 OPS in his final 17 games from September 12-October 1.
- Hit .290 (9-for-31) with runners in scoring position and two outs with Twins...hit .375 (3-for-8) with two grand slams with the bases loaded for Minnesota.
- Hit .281 (48-for-171) with 10 doubles, 12 home runs, 38 RBI and a .970 OPS against right-handed pitching for Minnesota, compared to a .119 (5-for-42) average with one double, two home runs, three RBI and a .481 OPS vs. left-handed pitching.
- Hit .368 (14-for-38) with a .684 slugging percentage against overspeed pitches.
- Among all MLB rookies with a minimum of 250 plate appearances, he ranked second in OPS (.877) and third in slugging percentage (.507).
- Ranked in the 100th percentile in baseball in arm strength, posting a 97.8 mph average throw velocity.
- Played in five of the Twins' six Postseason games, making five starts in leftfield...went 0-for-8 with three walks and one run scored.
- Made Postseason debut on October 3 in Game 1 of the ALWCs vs. Toronto, going 0-for-2 with a walk...played in both games of ALWCs vs. Toronto and went 0-for-3.
- Played in three of four games of ALDS vs. Houston, going 0-for-5 with two walks.
- Named to MLB.com Pipeline's All-Rookie Second Team.

MLB BATTING LEADERS

OPS AMONG ROOKIES

(MINIMUM 250 PLATE APPEARANCES)	
1. Nolan Jones, COL.....	.931
2. Matt Wallner, MIN.....	.877
3. Corbin Carroll, ARI.....	.868
4. Matt McLain, CIN.....	.864
5. Triston Casas, BOS.....	.856

MLB BATTING LEADERS

SLG AMONG ROOKIES
(MINIMUM 250 PLATE APPEARANCES)

1. Nolan Jones, COL.....	.542
2. Yainer Diaz, HOU.....	.538
3. Matt Wallner, MIN.....	.507
4. Matt McLain, CIN.....	.507
5. Corbin Carroll, ARI.....	.506

2022: Began season with Double-A Wichita...recorded four hits three times for the Wind Surge: May 6 vs. Tulsa, June 4 vs. Frisco and July 13 vs. Arkansas...recorded four multi-homer games while at Wichita: April 30 at Arkansas, June 21 vs. San Antonio, June 30 at Springfield and July 4 vs. Amarillo... named Twins minor league Player of the Week three times: June 26 and July 10 with Wind Surge, and September 4 with Saints...named Texas League Hitter of the Week June 27...led the league with 1.508 OPS, three home runs and six RBI; batted .429 with five walks...hit .345 (29-for-84) with five doubles, one triple, eight home runs, 17 RBI, 24 runs scored and a 1.214 OPS in 27 June games at Wichita...promoted to Triple-A St. Paul July 14...at time of promotion, ranked first in the Texas League in RBI (64) and intentional walks (5), tied for first in extra base hits (37), second in home runs (21) and walks (62), third in number of pitches seen (1393), tied for third in runs (61), fourth in on base percentage (.436), slugging (.597), OPS (1.033), and extra-base hits (37), and 10th in hits (80)...selected to start in the SiriusXM All-Star Futures Game at Dodger Stadium July 16...batted fifth and played rightfield, going 1-for-2 with a home run, two RBI and one run scored...hit walk-off single in 10th inning for Saints August 21 vs. Scranton/Wilkes-Barre...recorded first cycle in 30-season Saints franchise history, going 5-for-6 with two doubles, a triple, a homer, six RBI and two runs scored September 1 vs. Omaha...five hits and six RBI tied minor league career highs... had contract selected by Minnesota September 17...made major league debut in Game 1 of a doubleheader September 17 at Cleveland...recorded first career hit in that game, a solo home run off Shane Bieber...became 12th Twin to homer in first career major league game...recorded first career three-hit game September 21 at Kansas City, hitting one double and two singles...hit home run September 27 vs. Chicago-AL, off Lance Lynn, a ball that registered at 113.8 mph exit velocity, the fifth-hardest hit ball by a Twin on season and 48th hardest in baseball in 2022...the hit was measured at a 45.0° launch angle, one of nine players in baseball to hit a home run at that sharp of launch angle on season...also tied Eduardo Escobar (June 18, 2016 vs. New York-AL) for highest launch angle on a home run in club history in the Statcast Era...recorded three RBI for Twins September 28 vs. Chicago-AL...combined to hit .273 (140-for-512) with 35 doubles, four triples, 29 home runs, 105 RBI, 94 runs scored, 102 walks, a .404 on-base percentage, a .527 slugging percentage and a .931 OPS in 146 games between Minnesota, St. Paul and Wichita...ranked first among all Twins minor leaguers in RBI (95), doubles (32) and total bases (248), second in home runs (27) and walks (97), and third in hits (127), runs scored (90) and games played (128)...named an outfielder on Minor League Baseball's Texas League All-Star team... named winner of Sherry Robertson Award as Twins minor league Player of the Year...hit .277 (127-for-458) with 32 doubles, four triples, 27 home runs, 95 RBI, 90 runs scored and a .953 OPS in 128 minor league games...became fourth Minnesota native to win award, joining Kent Hrbek (1981), Michael Restovich (1999) and Joe Mauer (2003)...named 'outfielder on Twins' MLB.com organizational All-Star team...ranked as Twins fifth-best prospect in organization by MLB.com after season...ranked as sixth-best prospect, best power hitter and best outfield arm in Twins system by *Baseball America*, entering 2023...ranked as seventh-best prospect in Twins system by MLB.com, entering 2023.

MINNESOTA MADE

Growing up in Minnesota, Matt would come to Target Field and the Metrodome to watch games as a kid, looking up to players like Michael Cuddyer, Johan Santana, Torii Hunter and Francisco Lirio. His two favorites were Justin Morneau and Joe Mauer. Said that he would love for his game to emulate Mauer's but realizes his potential is more similar to a skill-set of Morneau.

2021: Spent the entirety of his first full season with Low-A Cedar Rapids, except for a two-game rehab stint with the GCL Twins...notched his first career two-homer game on May 5 vs. Peoria, the second game of the season...went 3-for-4 with a career-high six RBI in the game...went 4-for-5 with one triple and one home run on May 20 vs. Beloit, setting a single-game career high in hits...missed time on the 7-day Injured List from May 26-July 20 with a right wrist sprain...later examinations revealed a broken hamate bone that required surgery...appeared in two games on rehab assignment with the GCL Twins, going 2-for-6 with two runs scored...recorded back-to-back three-hit games July 27-28 at Wisconsin, going a combined 6-for-9 with four runs scored, two doubles, three home runs and four RBI...had his second career two-homer game on July 27...overall, batted .264/.350/.508 (68-for-258) with 14 doubles, two triples, 15 home runs, 47 RBI, 28 walks and 39 runs scored in 66 games for the Kernels...played for Scottsdale in the Arizona Fall League after the season...batted .303 (20-for-66) with two doubles, six home runs, 15 RBI, nine walks, 11 runs scored, a .405 on-base percentage, a .606 slugging percentage and a 1.011

BYE BUDDY, HOPE YOU FIND YOUR DAD

For rooky dress up in 2023, Matt dressed up as Buddy the Elf. He wore yellow tights, a green coat, green hat and the outfit even came with black slippers.

MORE ON MATT.....

Matt Favorite childhood cartoon: Spongebob
Go-to breakfast: Bacon, eggs and hashbrowns
Role model: Dad

Favorite workout: Dumbbell bench
Hidden talent: "I don't think I have one of those"
Best subject in school: Math
Who would play you in a movie: Adam Sandler

OPS in 18 games...ranked among the AFL league leaders in home runs (T-4th), slugging percentage (7th) and OPS (10th).

2020: Ranked by MLB.com as the 13th-best prospect in the Twins system...did not appear in a professional game as the minor league season was cancelled due to COVID-19...participated in instructional league in Fort Myers, FL in October.

2019: Made professional debut for Rookie-Elizabethton, playing in his first game June 20 vs. Bluefield...singled in his first career at-bat...hit safely in each of his first eight career games, batting .314 (11-for-35) with one homer and two RBI in that span...promoted to Low-A Cedar Rapids August 21 and finished the season with the Kernels...batted .258/.357/.452 (65-for-252) with 21 doubles, two triples, eight homers, 34 RBI, 42 runs scored and 24 walks in 65 games combined between Elizabethton and Cedar Rapids.

PROFESSIONAL: Selected by the Twins in the first round (39th overall) of the 2019 First-Year Player Draft; signed by scout Derrick Dunbar...originally selected by the Twins in the 32nd round of the 2016 First-Year Player Draft but opted to play college baseball...became the second player in Southern Mississippi history to be drafted by the Twins (Brian Dozier), and the highest Southern Mississippi player to be selected in the draft.

WALLNER'S PLAYING RECORD

YEAR	CLUB	AVG	G	AB	R	H	2B	3B	HR	RBI	SH	SF	HBP	BB	SO	SB	CS	OBP	OPS
2019	Elizabethton	.269	53	208	35	56	18	1	6	28	0	0	11	19	66	1	1	.361	.813
	Cedar Rapids	.205	12	44	7	9	3	1	2	6	0	0	4	5	14	0	0	.340	.794
2020		NO SEASON - DID NOT PLAY																	
2021	GCL Twins	.333	2	6	2	2	0	0	0	0	0	0	0	0	2	0	0	.333	.667
	Cedar Rapids	.264	66	258	39	68	14	2	15	47	0	1	7	28	98	0	1	.350	.858
2022	Wichita	.299	78	268	61	80	15	1	21	64	0	5	7	62	107	8	5	.436	1.033
	St. Paul	.247	50	190	29	47	17	3	6	31	0	0	4	35	63	1	0	.376	.839
	MINNESOTA	.228	18	57	4	13	3	0	2	10	0	0	2	6	25	1	0	.323	.709
2023	St. Paul	.291	67	254	50	74	20	3	11	47	0	2	10	39	87	0	0	.403	.927
	MINNESOTA	.249	76	213	42	53	11	1	14	41	0	0	13	28	80	2	1	.370	.877
Minor League Totals		.274	328	1228	223	336	87	11	61	223	0	8	43	188	437	10	7	.387	.898
Major League Totals		.244	94	270	46	66	14	1	16	51	0	0	15	34	105	3	1	.361	.842

WALLNER'S WILD CARD RECORD

YEAR	OPPONENT	AVG	G	AB	R	H	2B	3B	HR	RBI	SH	SF	HBP	BB	SO	SB	CS	OBP	OPS
2023	Toronto	.000	1	3	0	0	0	0	0	0	0	0	0	1	1	0	0	.250	.250

WALLNER'S DIVISION SERIES RECORD

YEAR	OPPONENT	AVG	G	AB	R	H	2B	3B	HR	RBI	SH	SF	HBP	BB	SO	SB	CS	OBP	OPS
2023	Houston	.000	3	5	1	0	0	0	0	0	0	0	1	2	4	0	0	.375	.375

WALLNER'S CAREER FIELDING RECORD

POSITION	PCT	G	PO	A	E	TC	DP	PB
Outfield	.977	92	126	2	3	131	0	—

WALLNER'S PROFESSIONAL INJURED LIST HISTORY

DATES	INJURY	LEVEL
May 26-July 20, 2021	Right Wrist Sprain	Low-A Cedar Rapids





57

ZACK WEISS

RHP

H/W: 6-3/220 **B/T:** L/R
OPENING DAY AGE: 31
BORN: 6/16/1992 in Irvine, CA
RESIDES: Irvine, CA

ACQUIRED: Claimed off waivers from BOS, 2/7/24
M.L. SERVICE: 91 days
OPTIONS USED: 2 of 3
CONTRACT STATUS: Signed thru 2024

PERSONAL: Zachary D. Weiss...X: @zackweiss32...Instagram: @zackweiss32...has dual citizenship in the United States and Israel and is a member of the Israeli national baseball team...pitched collegiately at UCLA, from 2011-13...was a 2011 Freshman All-American...had a career-best 2.25 ER as a reliever on the Bruins 2013 National Championship squad...was a Geography/Environmental Studies major...was a 2013 Jewish Sports Review Division I College Baseball All-American, along with Alex Bregman and Brad Goldberg...played in the 2011 Cape Cod League for the Yarmouth-Dennis Red Sox...attended Northwood HS (Irvine, CA) where as a senior he was second-team All-CIF Southern Section Division II and second-team All-Sea View League...academically, had a 4.0 GPA.

CAREER HIGHLIGHTS: Twins mark one of five organizations he's pitched for (Cincinnati - 2013-18, Minnesota - 2019, Seattle - 2021, Los Angeles-AL - 2022-23 & Boston (2023)...major league debut on April 12, 2018 vs. St. Louis (with Cincinnati)...pitched for Team Israel during 2023 World Baseball Classic (2 games)...missed entire 2016 season following December 2015 arthroscopic surgery to remove scar tissue in his right elbow...pitched in Independent Leagues in 2019 (Long Island Ducks - Atlantic League), 2020 (Sugar Land Skeeters)...in 2015, was a Cincinnati MLB.com Organization All-Star and Southern League Post-Season All-Star.

POSTSEASON CAREER: Has never appeared at major league level.

2023:

- ✦ Made four appearances in Spring Training for Los Angeles-AL, allowing seven earned runs in 3.0 innings pitched.
- ✦ Pitched for Team Israel in the WBC, pitched 2.0 perfect innings on March 12 vs. Nicaragua (3 SO), then allowed one run in 1.1 IP on March 15 vs. Venezuela (2 H, BB, 2 SO).
- ✦ Began the season with Salt Lake City, pitching in 10 games before first recall (6.75 ERA, 9 ER/12.0 IP, 18 SO).
- ✦ Recalled by Angels on May 14...earned his first career win on May 19 vs. Minnesota, his season debut (0.1 IP, BB, SO).
- ✦ Recalled by Angels a second time on July 5...appeared in three games and allowed one run (solo HR) over 3.0 IP.
- ✦ Recalled a third time on July 27 and made his final appearance for the Angels that day at Detroit (0.2 IP, 1 ER, HBP, BB, SO).
- ✦ Optioned to Salt Lake City on July 28...recalled by Angels on August 7 but did not appear in a game before getting optioned on August 11.
- ✦ Designated for assignment on August 22 and claimed off waivers by Boston on August 25 and optioned to Worcester.
- ✦ Recalled by Boston on September 9 and made Red Sox debut on the same day vs. Baltimore (2.0 IP, 2 ER, 2 SO, 2 HR).
- ✦ 11 of his 15 strikeouts in the majors came on his slider...opponents hit .121 against the pitch (4-for-33, 3 XBH).
- ✦ Designated for release or assignment by Boston on January 31, 2024 and claimed off waivers by Minnesota on February 7.

2022: Began season with Triple-A Salt Lake and pitched in 43 games...his 65 strikeouts led Bees bullpen, while holding opponents to a .226 (44/195) average for the season...had contract selected by Angels Sept. 1 and made Angels debut Sept. 2 vs. Houston, retiring all four batters...faced in first MLB appearance since Major League debut with Reds Apr. 12, 2018...began Angels tenure with 7.0 consecutive scoreless innings pitched across parts of six outings, before allowing a home run to Seattle's Ty France to snap streak...was not charged with a run in nine of 12 games for Angels and compiled 18 strikeouts in 13.1 innings.

2021: Began season with one appearance for Kansas City Monarchs in independent American Association...after signing with Seattle, May 22, totaled 30 games for Triple-A Tacoma...ranked fourth on Rainiers staff with 30 appearances and averaged 12.7 strikeouts per nine innings (39.2 IP -56 SO)...during the summer, also pitched for Israel at the Tokyo 2020 Olympic Games...pitched in three games (7 IP) during the tournament and was the winning pitcher in a Knockout Stage game vs. Mexico.

2020: Pitched for Sugar Land (Independent) in the Constellation Energy League under manager Pete Incaviglia...appeared in just five games, allowing four runs on nine hits in 6.2 innings pitched, with two walks and seven strikeouts.

2019: Started season with Triple-A Rochester, pitching from May 14-June 2, then transferred to Double-A Pensacola from June 6-July 11...pitched for Long Island (Independent) in the Atlantic League, appearing in 16 games.

2018: Pitched in Cincinnati's organization at four different levels...made major league debut on April 12 vs. St. Louis, allowing four runs on two hits, with two walks in 0.0 innings pitched...was on the Injured List for both Pensacola and Louisville before being released by Reds organization on September 1.

CAREER HIGHS

IP: 2.0, 4x, last 9/16/23 at TOR
SO: 4, 7/16/23 vs. HOU
Walks: 3, 9/11/22 at HOU
CG: --
Low-Hit CG: --
Win-Streak: 1, 5/19/23-present



2017: In 34 apps at Class A Daytona and Class AA Pensacola combined to finish 4-5, 2.63 with 10 saves in 15 opps...began the season at Daytona and on 5/31 made his first professional appearance since the 2015 season...on 6/30 was promoted to Pensacola and ranked second on the staff in saves (9, Jimmy Herget 16)...on 11/20 was added to the 40-man roster.

2016: Missed the season following December 2015 arthroscopic surgery to remove scar tissue in his right elbow...was rated by *Baseball America* the 27th-best prospect in the organization.

2015: In 54 relief apps at Class A Daytona and Class AA Pensacola combined to finish 1-3, 1.98 and led all Reds minor leaguers with 30 saves in 32 chances...was a Southern League All-Star...led the SL in saves (25) and games finished (39)...was the organization's Minor League Pitcher of the Month for April (4sv, 10.2ip, 2h, 0r, 1bb, 20k) and August (12sv, 16ip, 5h, 1er, 5bb, 24k)...following the season played for Peoria in the prestigious Arizona Fall League (9g, 1-0, 6.00, 9ip, 11h, 1bb, 11k)...in December had arthroscopic surgery to remove scar tissue in his right elbow.

2014: While at Class A Dayton recorded 80 strikeouts in 63.1 innings, the fifth-best strikeout ratio in the Midwest League (11.37 per 9ip)...in May and June missed time with tendinitis in his right elbow.

PROFESSIONAL: Originally selected by Pittsburgh in 10th round of 2010 First-Year Player Draft (did not sign)...selected by Cincinnati in sixth round of 2013 First-Year Player Draft...signed by Minnesota as a minor league free agent on November 19, 2018...signed by Cleveland as minor league free agent on February 21, 2020...signed by Seattle as minor league free agent on May 22, 2021...signed by Los Angeles as minor league free agent on November 21, 2022...claimed off waivers by Boston on August 25, 2023...claimed off waivers by Minnesota on February 7, 2024.

WEISS' PITCHING RECORD

YEAR	CLUB	W-L	ERA	G	GS	CG	SHO	SV	IP	H	R	ER	HR	HB	BB	SO	WP	K/9	BAA
2013	AZL Reds	0-0	0.00	2	0	0	0	0	2.0	1	1	0	0	1	1	2	0	9.0	.143
	Billings	2-4	4.39	10	5	0	0	0	26.2	30	21	13	7	4	4	18	3	6.1	.275
2014	Dayton	2-4	2.42	34	0	0	0	3	63.1	50	18	17	4	3	21	80	8	11.4	.217
2015	Daytona	0-0	0.00	9	0	0	0	5	11.2	2	0	0	0	0	1	22	2	17.0	.056
	Pensacola	1-3	2.42	45	0	0	0	25	52.0	40	16	14	5	0	14	68	2	11.8	.214
2016	Pensacola	INJURED - DID NOT PITCH																	
2017	Daytona	2-1	2.08	10	0	0	0	1	13.0	8	6	3	1	0	2	19	1	13.2	.178
	Pensacola	2-4	2.89	24	0	0	0	9	28.0	22	15	9	2	1	11	37	5	11.9	.210
2018	AZL Reds	0-1	4.26	5	1	0	0	0	6.1	6	4	3	0	0	1	6	0	8.5	.240
	Pensacola	1-0	1.17	5	0	0	0	0	7.2	5	2	1	0	0	4	9	2	10.6	.192
	Louisville	2-2	9.00	11	1	0	0	1	11.0	13	14	11	3	0	15	11	0	9.0	.283
	CINCINNATI	0-0	INF	1	0	0	0	0	0.0	2	4	4	2	0	2	0	0	0.0	1.000
2019	Pensacola	1-2	5.94	10	0	0	0	0	16.2	18	13	11	3	0	12	20	3	10.8	.305
	Rochester	0-1	9.28	6	0	0	0	0	10.2	19	11	11	2	0	3	10	4	8.4	.380
	Long Island (Ind)	4-1	4.68	16	0	0	0	1	25.0	23	14	13	2	0	12	34	3	12.2	--
2020	Sugar Land (Ind)	1-0	5.40	5	0	0	0	0	6.2	9	4	4	2	0	2	7	1	9.5	--
2021	Tacoma	2-3	4.31	30	1	0	0	1	39.2	34	29	19	5	3	24	56	2	12.7	.225
	Kansas City (Ind)	0-0	4.50	1	0	0	0	0	2.0	1	1	1	0	0	1	5	1	22.5	--
2022	Salt Lake	2-3	4.50	43	0	0	0	3	50.0	44	29	25	6	2	21	65	4	11.7	.226
	LOS ANGELES-AL	0-1	3.38	12	0	0	0	0	13.1	7	6	5	2	1	7	18	2	12.2	.152
2023	Salt Lake	2-1	6.03	30	0	0	0	2	37.1	42	25	25	6	0	24	50	2	12.1	.290
	LOS ANGELES-AL	1-0	5.06	6	0	0	0	0	5.1	6	3	3	2	1	2	7	0	11.8	.273
	Worcester	0-0	0.00	4	0	0	0	0	4.0	2	0	0	0	0	2	6	0	13.5	.154
	BOSTON	0-0	2.08	6	0	0	0	0	8.2	3	3	2	2	0	4	8	0	8.3	.107
Minor League Totals		19-29	3.84	278	8	0	0	50	380.0	336	204	162	44	14	160	479	38	11.3	.235
Major League Totals		1-1	4.61	25	0	0	0	0	27.1	18	16	14	8	2	15	33	2	10.9	.184

WEISS' WORLD BASEBALL CLASSIC RECORD

YEAR	CLUB	W-L	ERA	G	GS	CG	SHO	SV	IP	H	R	ER	HR	HB	BB	SO	WP	K/9	BAA
2023	Israel	0-0	2.70	2	0	0	0	0	3.1	2	1	1	1	0	1	5	--	13.5	.167

WEISS' CAREER FIELDING RECORD

POSITION	PCT	G	PO	A	E	TC	DP	PB
Pitcher	.667	25	1	1	1	3	0	--

WEISS' PROFESSIONAL INJURED LIST HISTORY

DATES	INJURY	LEVEL
April 4-May 12, 2019	Left Oblique Strain	Triple-A Rochester
August 15-end of 2018 season	Left Oblique Strain	Double-A Pensacola
April 30-July 4, 2018	Left Oblique Strain	Triple-A Louisville
April 6-May 30, 2017	Right Elbow Injury	Double-A Pensacola
April 7-end of 2016 season	Right Elbow Sprain	Double-A Pensacola
May 19-June 19, 2014	Right Elbow Tendinitis	High-A Dayton



86

CHRIS WILLIAMS NON-ROSTER INVITE

C/1B

H/W: 5-11/216 **B/T:** R/R
OPENING DAY AGE: 27
BORN: 11/23/1996 in Garden Grove, CA
RESIDES: Garden Grove, CA

ACQUIRED: 8th RD, 2018 MLB Draft
M.L. SERVICE: None
OPTIONS USED: 0 of 3
CONTRACT STATUS: Signed thru 2024

PERSONAL: Chris Kenichi Williams...X. @chrisw316...Instagram: @ckw27...attended Garden Grove High School and named All-State and league MVP as a senior...named All-League selection as a sophomore, junior and senior...named team MVP as a sophomore, junior and senior...member of the conference championship-winning teams as a junior and senior...lettered four times in baseball...began collegiate career with Golden West College in the California Community College Athletic Association and was team MVP in 2015...played three seasons for Clemson University from 2016-18, majoring in management...became Tigers starting catcher in 2017; did not start at catcher late in the season due to his second injury of the year...became the everyday first baseman in 2018...in 2018: named Johnny Bench Award Watch List member...named Third-Team All-ACC selection...hit .281 with 54 runs, 12 doubles, 18 homers, 72 RBIs, a .562 slugging percentage, .401 on-base percentage, 43 walks, seven hit-by-pitches and three steals in 63 games (63 starts, including 59 at first base, three at catcher and one as the DH)...tied for 12th in the nation in RBI, tied for 17th in homers and tied for 22nd in RBI-per-game (1.14)...selected as preseason second-team All-American by Collegiate Baseball Newspaper...No. 5 catcher in the nation in the preseason by D1Baseball and No. 6 senior in the nation in the preseason by Perfect Game...one of the top-75 seniors in the nation in the preseason by D1Baseball...No. 20 ACC prospect for the 2018 draft in the preseason by *Baseball America*...No. 24 ACC prospect for the 2018 draft in the preseason by D1Baseball...No. 29 ACC prospect for the 2018 draft in the preseason by Perfect Game...named two-time Clemson Regional All-Tournament selection...enjoys golfing in spare time.

CAREER HIGHLIGHTS: Named Twins minor league Player of the Month in June of 2023...named International League Player of the Week on June 19 2023... hit three home runs on June 13, 2023 at Louisville, while driving in seven runs; became fourth Saints player to homer three times in a game...set St. Paul Saints single-season franchise record with 21st home run on September 20, 2023...also tied franchise record with seven RBI... named first baseman on Twins' 2022 MiLB.com organizational All-Star team...named 2019 Midwest League Midseason All-Star.

POSTSEASON CAREER: Has never appeared at major league level.

2023:

- Was invite to Twins spring training, his first official invite to Twins camp...reassigned to minor league camp on March 16 and spent entire season with Triple-A St. Paul.
- Reached base safely in season-long 17-straight games from May 21-June 16, which included a season-long 12-game hitting streak from June 1-16.
- Hit three home runs on June 13 at Louisville, while driving in seven runs...became fourth Saints player to homer three times in a game... also tied franchise record with seven RBI.
- Named International League Player of the Week on June 19, hitting .368 (7-for-19) with six home runs and 14 RBI in five games for the Saints...was part of a stretch in which he homered at least once in five of seven games from June 13-21, including eight total in that span.
- Named Twins minor league Player of the Month in June, hitting .352 (25-for-71) with one double, 10 home runs, 29 RBI, 24 runs scored, 17 walks, a .378 on-base percentage, a .789 slugging percentage and a 1.267 OPS in 20 games for the Saints.
- Hit 21st home run of season on September 20 vs. Toledo, setting St. Paul Saints single-season home run record, passing previous record set by Brent Rooker (20) in 2021.
- Played 60 games (57 starts) at first base and 25 games (all starts) at catcher...committed just one error at first base in 441 total chances... threw out 17% of runners attempting to steal (29 steals, 6 caught).
- Hit .246 (57-for-232) with 17 home runs and a .907 OPS against right-handed pitching, compared to .208 (16-for-77) with four home runs and a .662 OPS vs. left-handed pitching.
- Led Saints in RBI (75), tied for first in home runs (21), second in walks (51) and runs (58), third in total bases (153) and fifth in hits (73).

2022: Played a few games with Twins in spring training as minor league depth player, coming over from minor league side occasionally...began season with Double-A Wichita...recorded season-long 12-game hitting streak for Wind Surge from May 10-29, hitting .395 (17-for-43) with a 1.207 OPS in that span...hit .327 (18-for-55) with a 1.011 OPS in 16 May games for the Wind Surge...named Texas League Player of the Week for July 19, hitting .462 (12-for-26) with three doubles, six home runs, a .500 on-base percentage, a 1.269 slugging percentage and a 1.769 OPS for Wind Surge...also hit grand slam July 14 vs. Arkansas...recorded multiple hits in five-straight games from July 13-17, a stretch that included 11 hits, two doubles, six home runs and 18 RBI...hit .303 (27-for-89) with 11 home runs, 30 RBI and a 1.130 OPS in 24 July games for the Wind Surge...promoted to Triple-A St. Paul August 11 where he finished season...at time of promotion, ranked fourth in the Texas League in slugging percentage (.542), sixth in OPS (.914) and seventh in homers (18)...recorded three four-RBI games for Saints in August, including consecutive games August 28 at Iowa and August 30 vs. Omaha...played 83 games (81 starts) at first base, 24 games (21 starts) at catcher, seven games (all starts) at designated hitter and six games (all starts) in leftfield for both levels combined...combined to hit .246 (104-for-422) with 21 doubles, one triple, 28 home runs, 89 RBI, a .343 on-base percentage, a .500 slugging percentage and an .843 OPS in 117 games between St. Paul and Wichita...hit .289 (28-for-97) with six homers and a .908 OPS vs. left-handed pitching, compared to .234 (75-for-321) with 21 homers and an .818 OPS vs. righties...led Twins minor leaguers in home runs (28), second in RBI (89) and slugging percentage (.500), fifth in total bases (211), sixth in walks (67), 10th in hits (104) and tied for 10th in doubles (21)...named first baseman on Twins' MiLB.com organizational All-Star team.

2021: Split season between High-A Cedar Rapids and Double-A Wichita...spent some time on major league side of spring training during March as depth player...played 33 games (32 starts) at catcher and six games (all starts) at first base for both Cedar Rapids and Wichita combined.

2020: Did not play professionally with minor league season cancelled due to COVID-19.

2019: Spent most of season with Low-A Cedar Rapids and was promoted to High-A Fort Myers for 15 games from July 26-August 28...placed on 7-day Injured List with Kernels from July 13-25 with a right ankle sprain...named Midwest League Midseason All-Star...led Kernels in slugging percentage (.473) and OPS (.830)...combined to hit 12 doubles, 11 home runs with 32 RBI in 74 games between Cedar Rapids and Fort Myers.

2018: Began professional career with Rookie-Elizabethton and hit 15 home runs with 51 RBI in 62 games for E-Twins...led club in homers, RBI, runs (39) and walks (40), and ranked second in hits (54)...named Appy League Postseason All-Star.

PROFESSIONAL: Selected by Twins in eighth round of 2018 First-Year Player Draft; signed by scout Matt Williams...originally selected by Tampa Bay in 31st round of 2017 First-Year Player Draft out of Clemson University but decided to continue to play collegiately.

WILLIAMS' PLAYING RECORD

YEAR	CLUB	AVG	G	AB	R	H	2B	3B	HR	RBI	SH	SF	HBP	BB	SO	SB	CS	OBP	OPS
2018	Elizabethton	.252	62	214	39	54	6	1	15	51	0	4	3	40	52	2	1	.372	.872
2019	Cedar Rapids	.218	59	188	33	41	12	3	10	30	0	3	0	42	57	0	0	.356	.830
	Fort Myers	.073	15	41	3	3	0	0	1	2	0	1	1	8	20	1	0	.235	.382
2020		NO SEASON - DID NOT PLAY																	
2021	Cedar Rapids	.100	17	50	4	5	3	0	0	0	0	0	0	13	27	1	0	.286	.446
	Wichita	.225	28	89	17	20	5	1	3	15	0	3	1	13	33	0	0	.321	.725
2022	Wichita	.277	75	271	41	75	16	1	18	58	0	3	1	42	90	2	2	.372	.915
	St. Paul	.192	42	151	21	29	5	0	10	31	0	3	1	21	54	0	0	.290	.714
2023	St. Paul	.236	95	309	58	73	13	2	21	75	0	7	8	51	122	3	0	.352	.847
Minor League Totals		.229	393	1313	216	300	60	8	78	262	0	24	15	230	455	9	3	.345	.809

WILLIAMS' PROFESSIONAL INJURED LIST HISTORY

DATES	INJURY	LEVEL
July 13-25, 2019	Right Ankle Sprain	Low-A Cedar Rapids

HOME RUN IN FIRST MLB GAME

PLAYER	DATE	AT-BAT	COUNT	OPPONENT	PITCHER
Rick Renick	7-11-68	1st	3-1	Detroit	Mickey Lolic
Hal Haydel	9-7-70 (G2)	2nd	0-0	Milwaukee	Al Downing
Eric Soderholm	9-3-71 (G1)	2nd	1-1	Oakland	Diego Segui
Dave McKay	8-22-75	1st	1-1	Detroit	Vern Ruhle
Kent Hrbek	8-24-81	5th	2-2	at New York-AL	George Frazier
Tim Laudner	8-28-81	3rd	0-1	Detroit	Dave Rozema
Gary Gaetti	9-20-81	1st	1-1	at Texas	Charlie Hough
Andre David	6-29-84 (G1)	1st	1-2	at Detroit	Jack Morris
Luke Hughes	4-28-10	1st	2-2	at Detroit	Max Scherzer
Eddie Rosario	5-6-15	1st	0-0	Oakland	Scott Kazmir
Jake Cave	5-19-18	2nd	0-0	Milwaukee	Freddy Peralta
Matt Wallner	9-17-22 (G1)	3rd	0-0	at Cleveland	Shane Bieber

TWINS - 20 HR/20 SB IN THE SAME SEASON

YEAR	PLAYER	POS	HR	SB
1977	Larry Hisle	OF	28	21
1986	Kirby Puckett	OF	31	20
1995	Marty Cordova	OF	24	20
2001	Corey Koskie	3B	26	27
2002	Torii Hunter	OF	29	23
2004	Torii Hunter	OF	23	21
2014	Brian Dozier	2B	23	21



74

JOSH WINDER

RHP

H/W: 6-5/248 **B/T:** R/R
OPENING DAY AGE: 27
BORN: 10/11/1996 in Richmond, VA
RESIDES: Chesterfield, VA

ACQUIRED: 7th RD, 2018 MLB Draft
M.L. SERVICE: 1 year, 65 days
OPTIONS USED: 2 of 3
CONTRACT STATUS: Signed thru 2024

PERSONAL: Josh Stewart Winder (pronounced WINE-der)...Instagram: @j.winder36...got engaged to his fiancée, Kat in February of 2024 ...selected by Twins in seventh round of 2018 First-Year Player Draft out of Virginia Military Institute...went 16-16 with six complete games, a 4.53 ERA (274.1 IP, 138 ER), 51 walks and 273 strikeouts in 42 starts over three seasons at VMI, including 5-6 with a 5.40 ERA (85.0 IP, 51 ER), 19 walks and 91 strikeouts his junior season...ranked by *Baseball America* as the No. 2 prospect in the Southern Conference and the Preseason SoCon Pitcher of the Year, and was named Second-Team All-SoCon in 2017...graduated from James River High School in Richmond, VA; was First-Team All-Conference and Second-Team All-Region as a senior...spends his offseasons living in Virginia, hanging out with friends, prepping for baseball season and watching the NFL...participated in 2023 TwinsFest at Target Field in January.

CAREER HIGHLIGHTS: Made Twins Opening Day roster for first time in 2022...fourth player/coach in club history to wear uniform number 74, joining Ronald Torreyes (2019), Travis Blankenhorn (2020) and Joe Ryan (2021)...made major league debut April 12, 2022 vs. Los Angeles-NL...earned first major league win on May 1, 2022 at Tampa Bay...entered 2022 as the seventh-best prospect in the Twins organization, per MLB.com...selected to the American League side in the 2021 SiriusXM All-Star Futures Game...participated in Twins Instructional League in fall 2020...named 2019 Midwest League Midseason All-Star.

2023:

- Began season on Minnesota's 15-day Injured List with right shoulder strain...pitched in five games on rehab assignment, three with Low-A Fort Myers and two with Triple-A St. Paul; reinstated on April 27.
- Had four different stints with Twins, going from Minnesota to St. Paul regularly during season...used with Twins mostly as longman out of bullpen.
- Pitched season-high of 4.0 innings with Minnesota on July 26 vs. Seattle.
- Earned first career save on August 28 vs. Cleveland, pitching 3.0 perfect innings, with one strikeout to close a Twins 10-6 victory.
- Optioned to Triple-A St. Paul on September 24 (Brock Stewart - IL return) and joined a "Stay Hot" group (to be ready for Postseason) at St. Paul after their season concluded that same day.
- Combined to go 7-5, 4.89 ERA (70.0 IP, 38 ER) with 35 walks, 74 strikeouts and a .287 opponent batting average in 40 games between Minnesota and St. Paul...held left-handed batters to a .252 batting average, compared to .314 vs. right-handed batters.
- Opponents hit just .174 (8-for-46) with one home run and 12 strikeouts against his slider at the major league level.
- Placed on 60-day Injured List with a scapular stress fracture on February 26, 2024 to make room on club's 40-man roster when Minnesota acquired outfielder Manuel Margot a week into spring training.

2022: Made Twins Opening Day roster for first time in career and began season in bullpen...made major league debut in relief April 12 vs. Los Angeles-NL, allowing one run in 1.0 inning pitched...struck out first career batter, fanning Will Smith in the fifth inning...made three appearances out of the Twins 'pen before making first major league start May 1 at Tampa Bay...earned the win vs. the Rays, pitching 6.0 shutout innings with two hits allowed, one walk and seven strikeouts...became first pitcher in Twins history (since 1961) with 6.0-plus shutout innings and two-or-fewer hits allowed in his first major league start...fifth in Twins/Senators franchise history (since 1901) — the others: Mike Forneioles (1952), Wally Holborow (1945), Claude Thomas (1916) and George Dumont (1915)...also became eighth pitcher in club history to throw 6.0-plus scoreless innings in his first MLB start — the others: Devin Smeltzer (2019), Andrew Albers (2013), Anthony Swarzak (2009), Benj Sampson (1998), Eric Milton (1998), Rick Lysander (1983) and Jim Roland (1963)...made second start May 6 vs. Oakland, earning second win, pitching 6.0 innings with one unearned run allowed, no walks and a career-high eight strikeouts...placed on 15-day Injured List May 21 with right shoulder impingement...made three starts on rehab assignment with Triple-A St. Paul from June 10-22...reinstated by Minnesota June 23 and optioned to St. Paul...recalled as 27th man for doubleheader at Cleveland June 28 and made the start in game two, pitching 6.0 shutout innings with four hits allowed and earned the win...stayed with Minnesota for three more starts until July 12 then optioned back to St. Paul...placed on Saints' 7-day Injured List with right shoulder impingement syndrome July 22...rehabbed in Fort Myers and made one start for the Low-A Mighty Mussels August 25...reinstated by St. Paul August 30...made two starts for the Saints from August 30-September 4 and was recalled by Minnesota September 11, where he finished the season...held left-handed hitters to a .238 average while at Minnesota, compared to .282 vs. right-handed hitters...combined to go 4-7, 4.76 ERA (85.0 IP, 45 ER) with 26 walks and 61 strikeouts in 21 games (17 starts) between Minnesota, St. Paul and Fort Myers on season.

2021: Was a non-roster depth player at Twins spring training...appeared in four games (1 start), going 0-1 with a 4.76 ERA (5.2 IP, 3 ER), three walks and five strikeouts in his first major league spring action...assigned to Double-A Wichita to start the season...matched his career high with nine strikeouts June 8 at Tulsa (ND, 5.0 IP, 6 H, 2 R/ER, 1 HR, 1 BB), doing so for the third time...went 3-0, 1.98 ERA (54.2 IP, 12 ER) with 10 walks and 65 strikeouts in 10 starts for the Wind Surge...promoted to Triple-A St. Paul June 28 and finished the season with the Saints...made his first career Triple-A appearance July 2 vs. Omaha, starting and earning the win after tossing 5.2 innings of one-run, one hit ball (2 BB, 8 K)...selected

CAREER HIGHS

IP: 6.0, 4x, last 9/22/22 at KC
SO: 8, 5/6/22 vs. OAK
Walks: 3, 2x, last 9/11/23 vs. TB
CG: - -
Low-Hit CG: - -
Win-Strike: 2, 3x, last 6/13-8/24/23



to the American League team in the SiriusXM All-Star Futures Game at Coors Field...tossed 0.1 inning (1 R/ER, 1 HR, 1 K, 1 WP)...made four starts for the Saints, going 1-0, 4.67 ERA (17.1 IP, 9 ER) with three walks and 15 strikeouts...placed on the 7-day Injured List August 7 with right shoulder impingement syndrome and missed the rest of the season...went a combined 4-0, 2.63 ERA (72.0 IP, 21 ER) with 13 walks, 80 strikeouts and a .211 (55-for-261) opponent batting average in 14 starts between Wichita and St. Paul...added to Twins 40-man roster November 19...ranked as seventh-best prospect in Twins system by MLB.com, entering 2022.

2020: Did not play in a professional game, as the minor league season was cancelled due to COVID-19...was not part of Twins' 60-man player pool...participated in instructional league in October in Fort Myers, FL...ranked as the 28th-best prospect in the Twins system per MLB.com.

2019: Spent the season with Low-A Cedar Rapids, going 7-2, 2.65 ERA (125.2 IP, 37 ER) with 30 walks and 118 strikeouts in 21 starts...went 5-1, 2.50 ERA (68.1 IP, 19 ER) with 19 walks and 56 strikeouts prior to the All-Star Game, earning a spot on the Midwest League Midseason All-Star team...tossed 0.2 scoreless inning (2 K) for the West All-Stars...missed time on the 7-day IL between July 30 and August 6 with a right hamstring strain...struck out a career-high nine batters twice: April 13 vs. Burlington and August 19 at Quad Cities...recognized as having the best curveball in the Twins minor league system by *Baseball America*.

2018: Made professional debut with Rookie-Elizabethton, after being drafted...went 3-1, 3.72 ERA (38.2 IP, 16 ER) with six walks and 42 strikeouts in nine starts...first game occurred June 30 at Danville (ND, 3.0 IP, 1 H, 1 UER, 0 BB, 3 K).

PROFESSIONAL: Selected by the Twins in the seventh round of the 2018 First-Year Player Draft out of Virginia Military Institute; signed by scout Matt Williams.

WINDER'S PITCHING RECORD

YEAR	CLUB	W-L	ERA	G	GS	CG	SH	SV	IP	H	R	ER	HR	HB	BB	SO	WP	K/9	BAA
2018	Elizabethton	3-1	3.72	9	9	0	0	0	38.2	37	17	16	1	0	6	42	2	9.8	.248
2019	Cedar Rapids	7-2	2.65	21	21	2	0	0	125.2	93	43	37	10	5	30	118	5	8.5	.205
2020		NO SEASON - DID NOT PITCH																	
2021	Wichita	3-0	1.98	10	10	0	0	0	54.2	41	12	12	5	0	10	65	2	10.7	.208
	St. Paul	1-0	4.67	4	4	0	0	0	17.1	14	9	9	4	0	3	15	0	7.8	.219
2022	Fort Myers	0-1	18.00	1	1	0	0	0	2.0	3	4	4	1	0	2	3	0	13.5	.333
	St. Paul	0-0	3.38	5	5	0	0	0	16.0	11	7	6	3	1	6	11	0	6.2	.186
	MINNESOTA	4-6	4.70	15	11	0	0	0	67.0	69	37	35	11	5	18	47	2	6.3	.264
2023	Fort Myers	0-1	1.93	3	0	0	0	0	4.2	5	1	1	0	0	2	7	1	13.5	.263
	St. Paul	5-3	6.16	18	0	0	0	2	30.2	39	22	21	5	1	19	39	4	11.5	.312
	MINNESOTA	2-1	4.15	19	0	0	1	1	34.2	36	16	16	3	0	14	28	1	1	.267
	Minor League Totals	19-8	3.29	71	50	2	0	2	289.2	243	115	106	29	7	78	300	14	9.3	.226
	Major League Totals	6-7	4.51	34	11	0	0	1	101.2	104	53	51	14	5	32	75	3	6.6	.265

WINDER'S CAREER FIELDING RECORD

POSITION	PCT	G	PO	A	E	TC	DP	PB
Pitcher	1.000	34	2	5	0	3	1	—

WINDER'S PROFESSIONAL INJURED LIST HISTORY

DATES	INJURY	LEVEL
March 30-April 27, 2023	Right Shoulder Soreness	Minnesota
July 22-August 30, 2022	Right Shoulder Impingement Syndrome	Triple-A St. Paul
May 18-June 23, 2022	Right Shoulder Impingement	Minnesota
August 7-end of 2021 season	Right Shoulder Impingement Syndrome	Triple-A St. Paul
July 30-August 6, 2019	Right Hamstring Strain	Low-A Cedar Rapids

EARNED RUNS RULE

The determination of earned-runs is as follows:

An earned-run is a run for which the pitcher is held accountable. In determining earned-runs, the inning should be reconstructed without the errors and passed balls, and the benefit of the doubt should always be given to the pitcher in determining which bases would have been reached with errorless play.

Until 1969, a reliever could not be charged with an earned-run if he entered the game after the side could have been retired but for an error, no matter how many runs he subsequently gave up in that inning. Now, runs scored by batters who reach base off the reliever are charged as earned on that pitcher's record. They are not, however, charged as earned against the team as a whole. Therefore, a discrepancy may occur between the total earned-runs charged against a team and the sum total of the earned-runs charged against the individual pitchers of that team.



94

PAT WINKEL

NON-ROSTER INVITE

C

H/W: 6-0/217 **B/T:** L/R
OPENING DAY AGE: 24
BORN: 1/27/2000 in New Haven, CT
RESIDES: Orange, CT

ACQUIRED: 9th RD, 2021 MLB Draft
M.L. SERVICE: None
OPTIONS USED: 0 of 3
CONTRACT STATUS: Signed thru 2024

PERSONAL: Patrick Winkel...also goes by Pat...X: @patrick_winkel...attended Amity Regional High School and was four-year letter winner...was a two-time member of Connecticut Baseball Class LL State Championship teams and a three-time CHSCA All-State selection...named 2018 Connecticut Baseball Gatorade Player of the Year...CHSCA 2018 Player of the Year...Collegiate Baseball Newspaper 2018 First Team High School All-American... participated twice in Area Code Games in Long Beach, CA, featuring the top high school players in the country...member of National Honor Society and earned first honors every semester in high school...favorite food is steak, favorite music genre is country and favorite movie is Lord of the Rings.

POSTSEASON CAREER: Has never appeared at major league level.

2023:

- ✦ Was in Twins minor league spring training but appeared on major league side with Twins for several exhibition games as depth camp player.
- ✦ Spent entire season with Double-A Wichita.
- ✦ Hit safely in professional-high 10-straight games from June 10-25.
- ✦ Reached base safely in professional-high 13-straight games from August 1-20, posting a .458 on-base percentage in that span (18 hits, 9 walks).
- ✦ Recorded at least one RBI in eight-straight games from August 4-16 (10 in that span).
- ✦ Hit .333 (23-for-69) with seven doubles, four home runs, 16 RBI and a 1.023 OPS in 19 August games for Wind Surge.
- ✦ Hit .272 (73-for-268) with a .798 OPS against right-handed pitching and .222 (8-for-36) with a .703 OPS vs. left-handed pitching.
- ✦ Caught 79 games (77 starts) for the Wind Surge, posting a caught stealing percentage of 19% (84 steals, 20 caught)...led club in games caught.
- ✦ Ranked sixth on Wind Surge in games (88).
- ✦ Set professional career-highs in games (88), hits (81), doubles (16), RBI (48), walks (45) and runs scored (43).

2022: Spent the season the season with High-A Cedar Rapids, batting .254 (50-for-197) with nine doubles, six home runs, 30 RBI, 23 walks, 21 runs scored and a .721 OPS in 54 games...placed on 7-day Injured List with a stress reaction in back from April 8-May 23...caught 46 games (45 starts), posting a caught stealing percentage of 18% (55 steals, 12 caught).

2021: Spent first professional season with Low-A Fort Myers catching nine games, while playing three at first base...made professional debut on August 17 at Dunedin, recording first career hit (single) and RBI.

AMATEUR CAREER: Played two seasons collegiately for University of Connecticut from 2010-21...2021 ABCA First Team Northeast All-Region and All-BIG EAST Second Team...earned 2019 NCAA Oklahoma City Regional All-Tournament Team and Second Team ABCA All-Region honors...hit .320 in 13 games with the Bristol Blues in the Futures Collegiate Baseball League in 2018...played in 30 games for the Harwich Mariners in the Cape Cod Baseball League in 2019; hit .300 in the Cape Cod League Playoffs with three home runs and seven RBI in six games.

PROFESSIONAL: Selected by Minnesota in ninth round of 2021 First-Year Player Draft out of the University of Connecticut; signed by scout John Wilson...originally selected in 31st round by New York-AL but elected to attend college.

WINKEL'S PLAYING RECORD

YEAR	CLUB	AVG	G	AB	R	H	2B	3B	HR	RBI	SH	SF	HBP	BB	SO	SB	CS	OBP	OPS
2021	Fort Myers	.243	21	70	7	17	5	0	1	11	0	0	1	13	22	0	0	.369	.726
2022	Cedar Rapids	.254	54	197	21	50	9	0	6	30	0	1	0	23	62	1	0	.330	.721
2023	Wichita	.266	88	304	43	81	16	1	10	48	0	4	3	45	86	3	1	.362	.786
Minor League Totals		.259	163	571	71	148	16	1	10	48	0	5	4	81	170	4	1	.353	.757

WINKEL'S PROFESSIONAL INJURED LIST HISTORY

DATES	INJURY	LEVEL
April 8-May 23, 2022	Back Stress Reaction	High-A Cedar Rapids



78

SIMEON WOODS RICHARDSON

RHP

H/W: 6-3/227 **B/T:** R/R
OPENING DAY AGE: 23
BORN: 9/27/2000 in Sugar Land, TX
RESIDES: Houston, TX

ACQUIRED: Trade with TOR, 7/30/21
M.L. SERVICE: 6 days
OPTIONS USED: 1 of 3
CONTRACT STATUS: Signed thru 2024

PERSONAL: Simeon Woods Richardson...X: @simeon_woods...Instagram: @simeon_woods10...attended Kempner High School in Sugar Land, TX...on the Team USA roster at the 2021 World Baseball Softball Confederation (WBSC) Baseball Americas Qualifier – where he was roommates with Twins pitcher and fellow 2021 trade deadline acquisition Joe Ryan – prior to the 2020 Tokyo Olympics; was scheduled to start for Team USA against Puerto Rico, but game was cancelled due to weather...also won silver medal with Team USA at Tokyo Olympics; did not pitch in tournament...learned he was traded from Toronto to Minnesota when the Blue Jays' general manager called him at 3 a.m. Tokyo time...is friends with fellow trade deadline acquisition Austin Martin; the two were roommates in 2021 in Wichita...likes to cook, fish and draw in his spare time; claims he can cook almost anything...likes to draw his surroundings, from portraits to landscapes and anything else he sees around him...participated in 2023 TwinsFest at Target Field in January.

CAREER HIGHLIGHTS: Ranked as 29th best prospect in Twins organization by *Baseball America* entering 2024...made one appearance in 2023 and one in 2022 for Minnesota...Twins are third organization (New York-NL - 2018-19 and Toronto - 2019-21) after being acquired by Minnesota via trade with the Blue Jays at the 2021 trade deadline, in a deal that sent José Berrios to Toronto...also part of a trade that brought Marcus Stroman from Toronto to the Mets in 2019...made major league debut in a start October 2, 2022 at Detroit...in 2022, ranked second among all Twins minor leaguers in WHIP (minimum of 70.0 IP), third in strikeouts, innings pitched and ERA (minimum of 70.0 IP) and was also tied for third in starts...finished 2022 as the sixth-best prospect in the Twins system, per MLB.com.

CAREER HIGHS

IP: 5.0, 10/2/22 at DET
SO: 5, 4/22/23 vs. WAS
Walks: 3, 4/22/23 vs. WAS
CG: - -
Low-Hit CG: - -
Win-Streak: - -



2023:

- * Pitched in Twins spring training for first time in career and optioned to Triple-A on March 11.
- * Made two starts for Saints from April 9-15 and was recalled by Minnesota on April 21 and made one relief appearance for Twins on April 22 vs. Washington, allowing five runs on seven hits in 4.2 innings pitched, with three walks and five strikeouts.
- * Optioned back to St. Paul one day later on April 23.
- * Pitched a season-high 7.0 innings on April 28 at Rochester.
- * Earned first win of season on July 2 vs. Gwinnett, the start of a four-game winning streak that went to August 8.
- * Struck out a season-high seven batters in July 8 at Iowa (5.0 IP).
- * Named Twins minor league Pitcher of the Week on September 10, allowing one run in 6.0 innings pitched with four hits allowed, one walk and five strikeouts in a start at Louisville.
- * Went 7-1, 3.03 ERA (71.1 IP, 24 ER) with 35 walks, 60 strikeouts and a .205 opponent batting average in final 14 games (12 starts) from June 20-September 20.
- * Made 22 starts for Saints and three relief appearances, going 5-6, 5.21 ERA (103.2 IP, 60 ER) as a starter and 2-0, 4.30 ERA (14.2 IP, 7 ER) as a reliever.
- * Ranked second on Saints' staff in innings pitched (113.2) and starts (22), and third in strikeouts (96).
- * Ranked as 29th best prospect in Twins organization by *Baseball America* entering 2024.

2022: Began season with Double-A Wichita...named Texas League Pitcher of the Month in April, going 2-0, 0.00 ERA (21.2 IP) with one unearned run, seven walks and 18 strikeouts in four starts for the Wind Surge...set minor league career-high with 10 strikeouts (5.0 IP) in final start for Wind Surge on August 16 vs. Tulsa...promoted to Triple-A St. Paul August 17...made Triple-A debut in a start August 21 vs. Scranton/Wilkes-Barre, allowing three runs on four hits in 3.0 innings pitched, with no walks and four strikeouts...went 1-0, 1.29 ERA (28.0 IP, 4 ER) with nine walks and 26 strikeouts in a five-start span from September 2-26 for Saints and had contract selected by Minnesota October 2...made major league debut in a start October 2 at Detroit, allowing three runs (2 earned) on three hits in 5.0 innings pitched, with two walks and three strikeouts and was dealt the loss in a Twins 5-2 defeat...allowed two unearned runs in the bottom of the first...struck out first career batter in the second inning, fanning Victor Reyes...became 13th Twin to debut in 2022, second-most in club history (14 in 2017)...at 22 years and five days old, he became youngest pitcher to debut in 2022 in all of baseball...optioned by Minnesota October 5 with one game remaining, making room on 28-man roster for Cole Sands...combined to go 5-4, 2.72 ERA (112.2 IP, 34 ER) with 38 walks, 118 strikeouts and a .199 opponents batting average in 24 games (23 starts) between Wichita, St. Paul and Minnesota...held left-handed batters to a .183 average, compared to .211 vs. right-handers...ranked second among all Twins minor leaguers in WHIP (minimum of 70.0 IP), third in strikeouts, innings pitched and ERA (minimum of 70.0 IP) and was also tied for third in starts...ranked as Twins sixth-best prospect in organization by MLB.com after season...ranked as Twins 10th-best prospect in Twins system by *Baseball America*, entering 2023...named right-handed starting pitcher on Twins' MiLB.com organizational All-Star team...ranked as eighth-best prospect in Twins system by MLB.com, entering 2023.



2021: Was a non-roster invite to Toronto spring training, his first spring invite...pitched 8.0 scoreless innings (4 H, 2 BB, 8 K) over three games (1 start)...assigned to Double-A New Hampshire to begin the season...struck out seven-or-more batters in each of his first four starts, going 1-0, 2.37 ERA (19.0 IP, 5 ER) with eight walks and 31 strikeouts in that span...set a new single-game career high with nine strikeouts on June 20 vs. Hartford (5.0 IP)...matched that total on July 15 at Hartford (4.2 IP)...on the Temporary Inactive List from May 25-June 9 to join Team USA for the WBSC Baseball Americas Qualifier...did not pitch in the tournament but Team USA qualified for the Olympics...placed on the Temporary Inactive List again on July 20 to join Team USA for the Tokyo Olympics...won a silver medal, but did not pitch...acquired by the Twins alongside IF/OF Austin Martin in exchange for RHP José Berrios on July 30...was in Tokyo with Team USA at the time of the deal, alongside Team USA teammate and fellow Twins trade acquisition Joe Ryan...returned to the U.S. and made his first appearance for Double-A Wichita on September 4 at Arkansas...started and tossed 1.1 scoreless innings (3 BB, 2 K)...fanned five batters in 3.0 scoreless innings (2 H, 0 BB) on September 14 vs. Arkansas...overall went 3-5, 5.91 ERA (53.1 IP, 35 ER) with 34 walks and 77 strikeouts in 15 games (14 starts) combined between New Hampshire and Wichita...this included 1-1, 6.75 ERA (8.0 IP, 6 ER) with eight walks and 10 strikeouts in four games (3 starts) for the Wind Surge.

2020: Participated in summer camp at Rogers Centre in July...spent the regular season at the club's alternate training site in Rochester, NY.

2019: Started 2019 with Low-A Columbia in the Mets' system, going 3-8, 4.25 ERA (78.1 IP, 37 ER) with 17 walks and 97 strikeouts in 20 starts...dealt to Toronto in the Marcus Stroman trade on July 28...finished his campaign with six starts for High-A Dunedin...at 18 years old, was the youngest pitcher in the Florida State League...went 3-2, 2.54 ERA (28.1 IP, 8 ER) with seven walks and 29 strikeouts in six starts for Dunedin.

2018: Selected by New York-NL in the second round of the 2018 First-Year Player Draft and made his professional debut for the Rookie GCL Mets on July 22; tossed 1.0 scoreless inning (1 K)...posted five scoreless outings (2 starts, 11.1 IP, 2 UER) for the GCL Mets before being transferred to Rookie-Kingsport to finish the season...started twice for Kingsport, posting a 4.50 ERA (6.0 IP, 3 ER), no walks and 11 strikeouts...yielded three earned runs in his final outing of the season on August 29 at Johnson City, the only earned runs he allowed on the year...overall went a combined 1-0, 1.56 ERA (17.1 IP, 3 ER) with four walks, 26 strikeouts and a 1.10 WHIP in seven games (4 starts).

PROFESSIONAL: Acquired by Minnesota on July 30, 2021 along with IF/OF Austin Martin in exchange for RHP José Berrios...traded to the Toronto Blue Jays along with LHP Anthony Kay in exchange for RHP Marcus Stroman and cash considerations on July 28, 2019...selected by the New York Mets in the second round of the 2018 First-Year Player Draft out of Kempner High School (TX); signed by scout Ray Corbett.

WOODS RICHARDSON'S PITCHING RECORD

YEAR	CLUB	W-L	ERA	G	GS	CG	SH	SV	IP	H	R	ER	HR	HB	BB	SO	WP	K/9	BAA
2018	GCL Mets	1-0	0.00	5	2	0	0	1	11.1	9	2	0	0	0	4	15	0	11.9	.209
	Kingsport	0-0	4.50	2	2	0	0	0	6.0	6	3	3	1	0	0	11	0	16.5	.250
2019	Columbia	3-8	4.25	20	20	0	0	0	78.1	78	44	37	5	1	17	97	5	11.1	.256
	Dunedin	3-2	2.54	6	6	0	0	0	28.1	18	8	8	1	0	7	29	0	9.2	.182
2020	SPENT SEASON AT TOR ALTERNATE TRAINING SITE IN ROCHESTER, NY																		
2021	New Hampshire	2-4	5.76	11	11	0	0	0	45.1	42	33	29	5	1	26	67	7	13.3	.246
	Wichita	1-1	6.75	4	3	0	0	0	8.0	6	6	6	0	0	8	10	0	11.3	.207
2022	Wichita	3-3	3.06	16	15	0	0	0	70.2	56	25	24	4	3	26	77	5	9.8	.217
	St. Paul	2-0	2.21	7	7	0	0	0	36.2	21	10	9	2	0	10	38	1	9.3	.165
	MINNESOTA	0-1	3.60	1	1	0	0	0	5.0	3	3	2	1	0	2	3	1	5.4	.167
2023	St. Paul	7-6	4.91	24	22	0	0	0	113.2	109	68	62	13	1	61	96	3	7.6	.253
	MINNESOTA	0-0	9.64	1	0	0	0	0	4.2	7	5	5	1	0	3	5	0	9.6	.350
Minor League Totals		22-24	4.02	95	88	0	0	0	398.1	345	199	178	31	6	159	440	21	9.9	.232
Major League Totals		0-1	6.52	2	1	0	0	0	9.2	10	8	7	2	0	5	8	1	7.5	.263

WOODS RICHARDSON'S CAREER FIELDING RECORD

POSITION	PCT	G	PO	A	E	TC	DP	PB
Pitcher	1.000	2	0	1	0	1	0	—

WOODS RICHARDSON'S PROFESSIONAL INJURED LIST HISTORY

DATES	INJURY	LEVEL
June 23-July 26, 2022	COVID IL	Double-A Wichita

ROOKIE QUALIFICATIONS

A player shall be considered a rookie unless, during a previous season, he had (a) exceeded 130 at-bats or 50 innings pitched in the major leagues; or (b) accumulated more than 45 days on the active roster of a major league club, or clubs, during the period of 26-man limit (excluding time in military service and time on the Injured List).



2023 YEAR
IN REVIEW



TWINS FINAL CLUB STATISTICS 2023

BATTING: (10TH IN A.L.)

PLAYER	AVG	G	AB	R	H	2B	3B	HR	RBI	SH	SF	HB	BB	SO	SB	CS	GDP	OBP
Buxton, B	.207	85	304	49	63	17	1	17	42	0	4	4	35	109	9	0	3	.294
Castro, W	.257	124	358	60	92	18	5	9	34	2	3	12	34	99	33	5	5	.339
Correa, C	.230	135	514	60	118	29	2	18	65	0	3	4	59	131	0	0	30	.312
De León, J	.000	13	0	0	0	0	0	0	0	0	0	0	0	0	0	0	0	.000
Farmer, K	.253	120	336	49	85	14	2	11	46	0	2	8	23	86	2	4	7	.314
Gallo, J	.177	111	282	39	50	9	1	21	40	0	0	2	48	142	1	1	3	.301
Garlick, K	.179	14	28	2	5	1	0	2	4	0	0	0	2	11	0	0	0	.233
Gordon, N	.176	34	91	13	16	5	1	2	7	1	0	0	1	11	0	0	1	.185
Jeffers, R	.276	96	286	46	79	15	2	14	43	4	2	10	33	93	3	2	6	.369
Julien, E	.263	109	338	60	89	16	1	16	37	1	3	2	64	128	3	0	8	.381
Kepler, M	.260	130	438	72	114	22	2	24	66	0	4	4	45	106	1	1	9	.332
Kirilloff, A	.270	88	281	35	76	14	1	11	41	0	3	7	28	80	1	0	2	.348
Larnach, T	.213	58	183	26	39	7	3	8	40	0	2	0	27	72	1	1	2	.311
Lewis, R	.309	58	217	36	67	7	0	15	52	0	0	2	20	55	6	1	5	.372
Luplow, J	.206	32	63	10	13	3	0	2	4	0	0	1	9	19	2	1	1	.315
Miranda, J	.211	40	142	12	30	4	0	3	13	0	0	1	9	24	0	0	8	.263
Moran, J	.000	43	0	0	0	0	0	0	0	0	0	0	0	0	0	0	0	.000
Paddack, C	.000	3	0	0	0	0	0	0	0	0	0	0	0	0	0	0	0	.000
Pagán, E	.000	66	0	0	0	0	0	0	0	0	0	0	0	0	0	0	0	.000
Polanco, J	.255	80	302	38	77	18	0	14	48	0	3	2	36	88	4	0	2	.335
Sands, C	.000	15	0	0	0	0	0	0	0	0	0	0	0	0	0	0	0	.000
Solano, D	.282	134	394	43	111	26	1	5	38	0	1	15	40	100	0	0	8	.369
Stevenson, A	.189	25	37	4	7	1	0	0	1	0	0	1	2	8	4	1	0	.250
Taylor, M	.220	129	355	48	78	14	1	21	51	3	1	3	26	130	13	1	7	.278
Vázquez, C	.223	102	327	34	73	13	0	6	32	1	1	1	25	82	1	0	11	.280
Wallner, M	.249	76	213	42	53	11	1	14	41	0	0	13	28	80	2	1	1	.370
MINNESOTA	.243	162	5489	778	1335	264	24	233	745	12	32	92	594	1654	86	19	119	.326

PITCHING: (4TH IN A.L.)

PITCHER	W	L	ERA	G	GS	C6	SHO	SV	IP	H	R	ER	HR	HB	BB	SO	WP	BK	AVG
Alcala, J	0	1	6.23	11	0	0	0	0	17.1	14	13	12	5	1	10	16	0	0	.222
Balazovic, J	1	0	4.44	18	0	0	0	0	24.1	26	13	12	5	0	12	17	3	0	.274
Castro, W	0	0	11.57	3	0	0	0	0	2.1	3	3	3	0	0	2	0	0	0	.375
De León, J	0	1	4.67	12	1	0	0	0	17.1	16	10	9	2	1	5	17	0	0	.250
Duran, J	3	6	2.45	59	0	0	0	27	62.1	46	25	17	6	4	25	84	8	0	.207
Flores, D	2	1	5.29	19	0	0	0	0	17.0	22	10	10	1	2	6	17	0	0	.324
Funderburk, K	2	0	0.75	11	0	0	0	0	12.0	6	1	1	1	1	5	19	0	0	.146
Gray, S	8	8	2.79	32	32	0	0	0	184.0	156	59	57	8	6	55	183	6	1	.226
Headrick, B	3	0	6.31	14	0	0	0	1	25.2	27	18	18	7	4	10	30	1	0	.267
Jax, G	6	10	3.86	71	0	0	0	4	65.1	58	30	28	5	4	19	68	1	0	.232
Keuchel, D	2	1	5.97	10	6	0	0	0	37.2	45	25	25	3	2	18	25	2	0	.298
López, J	4	2	5.09	37	0	0	0	3	35.1	34	22	20	7	8	11	27	2	0	.256
López, P	11	8	3.66	32	32	1	1	0	194.0	176	81	79	24	9	48	234	7	0	.238
Luplow, J	0	1	13.50	2	0	0	0	0	1.1	1	3	2	1	1	0	0	1	0	.200
Maeda, K	6	8	4.23	21	20	0	0	0	104.1	94	50	49	17	3	28	117	2	0	.239
Mahle, T	1	2	3.16	5	5	0	0	0	25.2	22	11	9	5	0	5	28	0	0	.227
Moran, J	2	2	5.31	43	0	0	0	0	42.1	35	27	25	3	0	27	48	2	0	.226
Ober, B	8	6	3.43	26	26	0	0	0	144.1	125	58	55	22	7	29	146	1	0	.232
Ortega, O	0	1	4.30	10	0	0	0	0	14.2	11	7	7	2	1	7	14	1	0	.204
Paddack, C	1	0	5.40	2	0	0	0	0	5.0	6	3	3	1	0	1	8	1	0	.286
Pagán, E	5	2	2.99	66	1	0	0	1	69.1	45	26	23	5	1	21	65	2	0	.181
Rodríguez, D	0	0	13.50	1	0	0	0	0	0.2	1	1	1	0	0	1	0	0	0	.500
Ryan, J	11	10	4.51	29	29	1	1	0	161.2	155	83	81	32	6	34	197	3	0	.248
Sands, C	0	0	3.74	15	0	0	0	0	21.2	20	10	9	4	0	13	21	3	0	.235
Stewart, T	2	0	0.65	28	0	0	0	1	27.2	19	2	2	1	1	11	39	1	0	.196
Thielbar, C	3	1	3.23	36	0	0	0	0	30.2	23	12	11	7	0	6	36	1	0	.204
Varland, L	4	3	4.63	17	10	0	0	0	68.0	66	35	35	16	1	17	71	2	0	.252
Winder, J	2	1	4.15	19	0	0	0	1	34.2	35	16	16	3	0	14	28	1	0	.267
Woods Richardson, S	0	0	9.64	1	0	0	0	0	4.2	7	5	5	1	0	3	5	0	0	.350
MINNESOTA	87	75	3.87	162	162	2	12	38	1451.1	1294	659	624	194	63	443	1560	51	1	.236

TWINS FINAL CLUB STATISTICS 2023

	HOME		ROAD		TOTALS	
	W	L	W	L	W	L
AMERICAN LEAGUE						
VS. BALTIMORE	0	3	2	1	2	4
VS. BOSTON	2	2	1	2	3	4
VS. NEW YORK	2	1	2	2	4	3
VS. TAMPA BAY	1	2	0	3	1	5
VS. TORONTO	1	2	2	1	3	3
TOTALS VS. EAST	6	10	7	9	13	19
VS. CHICAGO	5	1	4	3	9	4
VS. CLEVELAND	3	4	3	3	6	7
VS. DETROIT	2	4	3	4	5	8
VS. KANSAS CITY	6	1	3	3	9	4
TOTALS VS. CENTRAL	16	19	13	13	29	23
VS. HOUSTON	2	1	2	1	4	2
VS. LOS ANGELES	2	1	1	2	3	3
VS. OAKLAND	3	0	2	1	5	1
VS. SEATTLE	1	2	2	2	3	4
VS. TEXAS	3	1	2	1	5	2
TOTALS VS. WEST	10	6	10	6	20	12
TOTALS VS. A.L.	32	26	30	28	62	54
NATIONAL LEAGUE						
VS. ARIZONA	3	0	-	-	3	0
VS. ATLANTA	-	-	0	3	0	3
VS. CHICAGO	2	1	-	-	2	1
VS. CINCINNATI	2	1	-	-	2	1
VS. COLORADO	-	-	2	1	2	1
VS. LOS ANGELES	-	-	1	2	1	2
VS. MIAMI	-	-	1	2	1	2
VS. MILWAUKEE	2	0	0	2	2	2
VS. NEW YORK	2	1	-	-	2	1
VS. PHILADELPHIA	-	-	2	1	2	1
VS. PITTSBURGH	2	1	-	-	2	1
VS. ST. LOUIS	-	-	2	1	2	1
VS. SAN DIEGO	2	1	-	-	2	1
VS. SAN FRANCISCO	1	2	-	-	1	2
VS. WASHINGTON	1	2	-	-	1	2
TOTALS VS. N.L.	15	8	10	13	25	21
OVERALL TOTALS	47	34	40	41	87	75
DOUBLEHEADERS (HOME)	WON 0	LOST 0	SPLIT 0			
DOUBLEHEADERS (ROAD)	WON 0	LOST 0	SPLIT 0			
ADDITIONAL STATISTICS						
	HOME		ROAD		TOTALS	
	W	L	W	L	W	L
SHUTOUTS	5	3	7	8	12	11
SHO - INDIVIDUAL	2	0	0	2	2	2
EXTRA INNINGS	7	2	5	6	12	8
ONE-RUN DECISIONS	12	10	7	17	19	27
TWO-RUN DECISIONS	12	7	7	5	21	12
VS. LH STARTERS	9	6	12	11	21	17
VS. RH STARTERS	38	28	27	30	65	58
GRASS FIELDS	47	34	35	34	82	68
ARTIFICIAL FIELDS	0	0	5	7	5	7
DAY GAMES	21	17	13	18	34	35
NIGHT GAMES	26	17	27	23	53	40
ATTENDANCE						
HOME	1,974,124 (81 DATES)		24,372 AVG			
ROAD	2,207,176 (81 DATES)		27,173 AVG			

TWINS VS LEFT-HANDERS 2023

BATTER	AB	H	2B	3B	HR	RBI	BB	IBB	SO	AVG	OBP	SLG
Byron Buxton	78	14	6	0	3	9	9	1	29	.179	.256	.372
Willi Castro	114	27	6	0	1	7	11	0	26	.237	.320	.316
Carlos Correa	117	29	7	0	5	14	17	2	19	.248	.346	.436
Kyle Farmer	114	33	8	1	2	16	10	0	27	.289	.352	.430
Joey Gallo	50	9	2	0	3	3	8	0	24	.180	.305	.400
Kyle Garlick	21	3	0	0	1	2	1	0	10	.143	.182	.286
Nick Gordon	10	3	1	0	0	1	0	0	1	.300	.300	.400
Ryan Jeffers	76	20	4	0	6	16	14	1	23	.263	.387	.553
Edouard Julien	46	9	1	0	0	1	2	0	16	.196	.229	.217
Max Kepler	88	22	2	1	4	9	8	0	22	.250	.320	.432
Alex Kiriloff	48	6	0	0	2	6	4	0	17	.125	.232	.250
Trevor Larnach	21	2	0	0	1	3	2	0	12	.095	.174	.238
Royce Lewis	51	16	2	0	1	2	5	0	12	.314	.375	.412
Jordan Luplow	38	9	3	0	2	3	7	0	12	.237	.356	.474
Jose Miranda	31	7	0	0	1	1	1	0	6	.226	.250	.323
Jorge Polanco	87	27	3	0	4	16	3	0	18	.310	.341	.483
Donovan Solano	140	40	10	0	2	15	11	0	32	.286	.346	.400
Andrew Stevenson	6	1	0	0	0	0	0	0	1	.167	.167	.167
Michael A. Taylor	103	26	7	1	9	21	8	0	35	.252	.313	.602
Christian Vázquez	72	18	3	0	5	10	3	0	23	.250	.276	.500
Matt Wallner	42	5	1	0	2	3	3	0	15	.119	.196	.286

PITCHER	AB	H	2B	3B	HR	RBI	BB	SO	BAA	OBP	SLG	OPS
Jorge Alcala	24	3	0	0	1	2	4	4	.125	.241	.250	.491
Jordan Balazovic	39	11	2	0	2	3	6	6	.282	.378	.487	.865
Willi Castro	2	1	0	0	0	2	1	0	.500	.500	.500	1.000
José De León	25	7	1	0	2	6	3	7	.280	.357	.560	.917
Jhoan Duran	112	23	3	0	0	7	14	51	.205	.291	.232	.523
Dylan Floro	29	12	2	0	1	9	3	8	.414	.455	.586	1.041
Kody Funderburk	16	3	0	0	1	3	1	6	.188	.235	.375	.610
Sonny Gray	326	76	20	1	4	24	28	81	.233	.301	.337	.638
Brent Headrick	40	13	2	0	3	8	2	4	.325	.404	.600	1.004
Griffin Jax	105	25	5	2	2	14	11	35	.238	.316	.381	.697
Dallas Keuchel	37	10	1	0	0	4	4	7	.270	.341	.297	.638
Jorge López	45	8	1	0	4	10	6	13	.178	.321	.467	.788
Pablo López	373	101	17	1	13	40	27	104	.271	.328	.426	.754
Jordan Luplow	2	0	0	0	0	0	0	0	.000	.000	.000	.000
Kenta Maeda	187	45	9	0	6	19	18	53	.241	.306	.385	.691
Tyler Mahle	39	5	1	0	2	3	1	11	.128	.150	.308	.458
Jovani Moran	58	11	0	1	0	8	13	22	.190	.338	.224	.562
Bailey Ober	272	62	13	1	6	26	17	63	.228	.280	.349	.629
Oliver Ortega	30	6	0	0	1	2	1	6	.200	.250	.300	.550
Chris Paddack	5	1	0	0	1	2	0	3	.200	.200	.800	1.000
Emilio Pagan	107	22	8	0	2	15	11	33	.206	.275	.336	.611
Dereck Rodriguez	1	0	0	0	0	1	0	0	1.000	.500	1.000	1.500
Joe Ryan	288	64	11	1	9	30	20	80	.222	.279	.361	.640
Cole Sands	46	12	4	0	3	6	8	11	.261	.370	.543	.913
Brock Stewart	38	7	3	0	0	1	4	17	.184	.262	.263	.525
Caleb Thielbar	47	6	2	1	0	3	0	14	.128	.128	.213	.341
Louie Varland	91	19	1	2	5	9	7	28	.209	.265	.429	.694
Josh Winder	55	13	3	1	0	5	5	13	.236	.290	.327	.617
Simeon Woods Richardson	10	3	0	0	1	4	1	1	.300	.364	.600	.964

TWINS ALL-TIME LEADERS IN GAMES BY POSITION

POS	PLAYER	GAMES	NEXT
P	Eddie Guardado (1993-03, '08)	648	Rick Aguilera (1989, 96-99), 490
C	Joe Mauer (2004-13, '18)	921	Earl Battey (1961-67), 831
1B	Kent Hrbek (1981-94)	1,609	Justin Morneau (2003-13), 1,124
2B	Rod Carew (1967-78)	1,128	Chuck Knoblauch (1991-97), 999
SS	Greg Gagne (1983-92)	1,112	Zoilo Versalles (1961-67), 1,062
3B	Gary Gaetti (1981-90)	1,311	Rich Rollins (1961-68), 771
LF	Dan Gladden (1987-91)	621	Eddie Rosario (2015-20), 581
CF	Kirby Puckett (1984-95)	1,433	Torii Hunter (1998-2007), 1,172
RF	Tony Oliva (1962, 64-72)	1,137	Max Kepler (2015-2023), 824
DH	Paul Molitor (1996-98)	380	Randy Bush (1982-93), 347

TWINS VS RIGHT-HANDERS 2023

BATTER	AB	H	2B	3B	HR	RBI	BB	IBB	SO	AVG	OBP	SLG
Byron Buxton	226	49	11	1	14	33	26	1	80	.217	.307	.460
Willi Castro	244	65	12	5	8	27	23	1	73	.266	.348	.455
Carlos Correa	397	89	22	2	13	51	42	1	112	.224	.302	.388
Kyle Farmer	222	53	6	1	9	30	13	0	59	.239	.299	.396
Joey Gallo	232	41	7	1	18	37	40	1	118	.177	.300	.448
Jose Garrick	7	2	1	0	1	2	1	0	1	.286	.375	.857
Nick Gordon	81	13	4	1	2	6	1	0	10	.160	.171	.309
Ryan Jeffers	210	59	11	2	8	27	19	0	70	.281	.361	.467
Edouard Julien	292	80	15	1	16	36	62	0	112	.274	.401	.497
Max Kepler	350	92	20	1	20	57	37	0	84	.263	.335	.497
Alex Kirilloff	233	70	14	1	9	35	24	1	63	.300	.373	.485
Trevor Larnach	162	37	7	3	7	37	25	1	60	.228	.328	.438
Royce Lewis	166	51	5	0	14	50	15	0	43	.307	.372	.590
Jordan Luplow	25	4	0	0	0	1	2	0	7	.160	.250	.160
Jose Miranda	111	23	4	0	2	12	8	0	18	.207	.267	.297
Jose Polanco	215	50	15	0	10	32	33	0	70	.233	.333	.442
Donovan Solano	254	71	16	1	3	23	29	1	68	.280	.380	.386
Andrew Stevenson	31	6	1	0	0	1	2	0	7	.194	.265	.226
Michael A. Taylor	252	52	7	0	12	30	18	0	95	.206	.264	.377
Christian Vazquez	255	55	10	0	1	22	22	1	59	.216	.281	.267
Matt Wallner	171	48	10	1	12	38	25	1	65	.281	.409	.561

PITCHER	AB	H	2B	3B	HR	RBI	BB	SO	BAA	OBP	SLG	OPS
Jorge Alcala	39	11	3	0	4	10	6	12	.282	.391	.667	1.058
Jordan Balazovic	56	15	1	1	3	12	6	11	.268	.333	.482	.815
Willi Castro	6	2	0	0	0	1	1	0	.333	.429	.333	.762
Jose De Leon	39	9	0	0	0	1	2	10	.231	.286	.231	.517
Jhoan Duran	110	23	5	0	6	16	11	33	.209	.304	.418	.722
Dylan Floro	39	10	0	0	0	6	3	9	.256	.341	.256	.597
Kody Funderburk	25	3	1	0	0	0	4	13	.120	.267	.160	.427
Sonny Gray	363	80	14	2	4	24	27	102	.220	.277	.303	.580
Brent Headrick	61	14	5	1	4	11	8	26	.230	.314	.541	.855
Griffin Jax	145	33	4	0	3	12	8	33	.228	.282	.317	.599
Dallas Keuchel	114	35	12	1	3	19	14	18	.307	.389	.509	.898
Jorge Lopez	88	26	8	0	3	12	5	14	.295	.357	.489	.846
Pablo Lopez	365	75	9	4	11	31	21	130	.205	.254	.342	.596
Jordan Luplow	3	1	0	0	1	2	0	0	.333	.500	1.333	1.833
Kenta Maeda	207	49	13	1	11	29	10	64	.237	.279	.469	.748
Tyler Mahle	58	17	3	0	3	8	4	17	.293	.339	.500	.839
Jovani Moran	97	24	3	2	3	18	14	26	.247	.342	.412	.754
Bailey Ober	267	63	11	0	16	30	12	83	.236	.278	.457	.735
Oliver Ortega	24	5	1	0	1	5	6	8	.208	.355	.375	.730
Chris Paddock	16	5	1	0	0	1	1	5	.313	.353	.375	.728
Emilio Pagan	141	23	4	2	3	16	10	32	.163	.224	.284	.508
Dereck Rodriguez	1	0	0	0	0	0	1	0	.000	.500	.000	.500
Joe Ryan	338	91	19	0	23	47	14	117	.269	.300	.530	.830
Cole Sands	39	8	1	0	1	1	5	10	.205	.295	.308	.603
Brock Stewart	59	12	1	0	1	7	7	22	.203	.299	.271	.570
Caleb Thielbar	66	17	3	0	7	15	6	22	.258	.319	.621	.940
Louie Varland	171	47	6	2	11	22	10	43	.275	.317	.526	.843
Josh Winder	76	22	6	1	3	12	9	15	.289	.365	.513	.878
Simeon Woods Richardson	10	4	2	0	0	1	2	4	.400	.500	.600	1.100

DID YOU Know?

...that during his career, Kirby Puckett's .318 career batting average was the third-highest among his peers, trailing only Wade Boggs (.333) and Tony Gwynn (.337).

TWINS DAY-BY-DAY 2023

Date	Opp.	Score	W/L	Rcd.	Pos.	GB	Attendance	Hm Att.	Date	Winner/Loser/Save
MARCH/APRIL (17-12)										
		Batting: .237 (228-for-964)				Pitching: 17-12-9, 3.48 (258.2 IP, 100 ER)				
30	---- at KC	2-0	W	1-0	T-1st	+0.0	38,351			P. López/Greinke/Duran
31	---- OFF DAY			1-0	1st	+0.5				
1	---- at KC	2-0	W	2-0	1st	+0.5	16,633			Gray/Lyles/J. López
2	---- at KC	7-4	W	3-0	1st	+0.5	14,589			Ryan/Keller
3	---- at MIA	11-1	W	4-0	1st	+0.5	8,898			Mahle/Cueto
4	---- at MIA	0-1	L	4-1	1st	+0.5	10,668			Alcantara/Maeda
5	---- at MIA	2-5	L	4-2	2nd	-0.5	8,981			Floro/Jax
6	---- HOU#	# - postponed due to inclement weather - cold temperatures and lingering snow								
7	---- HOU	^3-2	W	5-2	1st	+0.5	38,465*	38,465	1	J. López/Stanek
8	---- HOU	9-6	W	6-2	1st	+0.5	26,330	64,795	2	Ryan/Martinez/Duran
9	---- HOU	1-5	L	6-3	1st	+0.5	14,316	79,111	3	Brown/Mahle
10	---- CWS	3-4	L	6-4	2nd	-0.5	12,078	91,189	4	Cease/Maeda/J. López
11	---- CWS	^4-3	W	7-4	1st	+0.5	16,153	107,342	5	Jax/Scholtens
12	---- CWS	3-1	W	8-4	1st	+1.5	17,658	125,000	6	Gray/Giolito/Duran
13	---- at NYY	11-2	W	9-4	1st	+2.0	39,024			Ryan/Brito
14	---- at NYY	4-3	W	10-4	1st	+2.0	41,039			Pagán/Holmes/Duran
15	---- at NYY	1-6	L	10-5	1st	+1.0	38,363			German/Mahle
16	---- at NYY	0-2	L	10-6	1st	+1.0	39,342			Cole/P. López
17	---- OFF DAY			10-6	1st	+1.0				
18	---- at BOS	^4-5	L	10-7	1st	+1.5	28,132			Schreiber/Moran
19	---- at BOS	10-4	W	11-7	1st	+1.5	30,027			Ryan/Kluber/Headrick
20	---- at BOS	5-11	L	11-8	1st	+1.0	34,427			Houck/Maeda
21	---- WSH	2-3	L	11-9	1st	+0.5	12,469	137,469	7	Ramirez/Jax
22	---- WSH	4-10	L	11-10	1st	+1.0	23,045	160,514	8	Thompson/P. López
23	---- WSH	1-3	W	12-10	1st	+1.0	14,763	175,277	9	Ober/Corbin/Duran
24	---- NYY	6-1	W	13-10	1st	+2.0	16,242	191,519	10	Gray/Brito
25	---- NYY	6-2	W	14-10	1st	+3.0	19,201	210,720	11	Ryan/Cortes
26	---- NYY	6-12	L	14-11	1st	+2.0	20,511	231,231	12	German/Maeda
27	---- KC	7-1	W	15-11	1st	+2.5	12,862	244,093	13	Stewart/Greinke
28	---- KC	8-6	W	16-11	1st	+2.5	11,754	255,847	14	P. López/Lyles/J. López
29	---- KC	2-3	L	16-12	1st	+2.5	22,883	278,730	15	Chapman/Duran/Bartlow
30	---- KC	8-4	W	17-12	1st	+3.5	17,150	295,880	16	Gray/Singer/Duran
MAY (12-15)										
		Batting: .230 (215-for-933)				Pitching: 12-15-3, 3.45 (245.1 IP, 94 ER)				
1	---- OFF DAY			17-12	1st	+3.0				
2	---- at CWS	^2-3	L	17-13	1st	+3.0	13,094			Lambert/Thielbar
3	---- at CWS	4-6	L	17-14	1st	+3.0	11,468			Santos/Jax/Middleton
4	---- at CWS	^7-3	W	18-14	1st	+3.5	14,650			Pagán/Colomé
5	---- at CLE	2-0	W	19-14	1st	+4.0	17,849			Ober/Battenfield/Duran
6	---- at CLE	3-4	L	19-15	1st	+3.0	20,795			Stephan/Alcala/Clase
7	---- at CLE	0-2	L	19-16	1st	+2.5	17,477			Quantrell/Ryan/Clase
8	---- OFF DAY			19-16	1st	+2.5				
9	---- SDP	1-6	L	19-17	1st	+2.0	16,882	312,762	17	Wacha/Jax
10	---- SDP	^4-3	W	20-17	1st	+2.5	18,467	331,229	18	Jax/Tapia
11	---- SDP	5-3	W	21-17	1st	+3.0	23,365	354,594	19	Pagán/Honeywell/J. López
12	---- CHC	2-6	L	21-18	1st	+3.0	30,037	384,631	20	Smyly/Jax
13	---- CHC	11-1	W	22-18	1st	+3.0	32,270	416,901	21	Ryan/Wesneski
14	---- CHC	16-3	W	23-18	1st	+3.5	33,419	450,320	22	Varland/Stroman
15	---- at LAD	^8-9	L	23-19	1st	+3.0	49,749			Bickford/J. López
16	---- at LAD	5-1	W	24-19	1st	+3.5	52,159			Ober/Kershaw
17	---- at LAD	3-7	L	24-20	1st	+3.5	36,434			Grateron/Pagán
18	---- OFF DAY			24-20	1st	+3.5				
19	---- at LAA	4-5	L	24-21	1st	+2.5	31,079			Weiss/Jax/Estévez
20	---- at LAA	6-2	W	25-21	1st	+3.5	35,688			Varland/Sandoval
21	---- at LAA	2-4	L	25-22	1st	+3.5	42,138			Devenski/P. López/Estévez
22	---- SF	1-4	L	25-23	1st	+2.5	16,627	466,947	23	Manaea/Ober/Alexander
23	---- SF	3-4	L	25-24	1st	+2.5	20,790	487,737	24	Cobb/J. López/Doval
24	---- SF	7-1	W	26-24	1st	+2.5	23,464	511,201	25	Ryan/DeSclafani
25	---- OFF DAY			26-24	1st	+2.0				
26	---- TOR	1-3	L	26-25	1st	+2.0	25,061	536,262	26	Gausman/Varland/Romano
27	---- TOR	9-7	W	27-25	1st	+2.0	29,111	565,373	27	P. López/Bassitt/Stewart
28	---- TOR	0-3	L	27-26	1st	+1.0	31,025	596,398	28	Berrios/Ober/Romano
29	---- at HOU	^7-5	W	28-26	1st	+2.0	40,744			Duran/Abreu
30	---- at HOU	1-5	L	28-27	1st	+2.0	34,604			Bielak/Ryan
31	---- at HOU	8-2	W	29-27	1st	+2.0	37,127			Varland/Brown

TWINS DAY-BY-DAY 2023

JUNE (12-15)		Batting: .229 (205-for-897)		Pitching: 12-15-5, 4.08 (238.0 IP, 108 ER)								
1	----	CLE	7-6	W	30-27	1st	+2.5	16,788	613,186	29	Jax/Morgan	
2	----	CLE	1-0	W	31-27	1st	+3.5	26,818	640,004	30	Stewart/Sandlin/Duran	
3	----	CLE	2-4	L	31-28	1st	+3.5	27,153	667,157	31	Allen/Gray/Clase	
4	----	CLE	1-2	L	31-29	1st	+3.5	23,629	690,786	32	Karinchak/Ryan/Clase	
5	----	OFF DAY			31-29	1st	+3.5					
6	----	at TB	0-7	L	31-30	1st	+3.5	14,689			Eflin/Varland	
7	----	at TB	1-2	L	31-31	1st	+2.5	10,846			Adam/Duran	
8	----	at TB	2-4	L	31-32	1st	+1.5	12,584			Chirinos/Ober/Adam	
9	----	at TOR	^3-2	W	32-32	1st	+1.5	35,222			Duran/Cimber	
10	----	at TOR	9-4	W	33-32	1st	+2.5	41,990			J. López/Cimber	
11	----	at TOR	6-7	L	33-33	1st	+1.5	41,673			Pearson/Pagán/Romano	
12	----	OFF DAY			33-33	1st	+1.5					
13	----	MIL	7-5	W	34-33	1st	+2.5	34,514	725,300	33	Winder/Williams	
14	----	MIL	4-2	W	35-33	1st	+3.5	32,222	757,522	34	Ober/Rea/Jax	
15	----	DET	4-8	L	35-34	1st	+2.5	27,570	785,092	35	Boyd/Moran	
16	----	DET	1-7	L	35-35	1st	+2.5	27,170	812,262	36	Englert/Ryan	
17	----	DET	2-0	W	36-35	1st	+3.5	26,950	839,212	37	Headrick/Wentz/Duran	
18	----	DET	4-6	L	36-36	1st	+2.5	31,221	870,433	38	White/Varland/Foley	
19	----	BOS	3-9	L	36-37	1st	+2.0	22,081	892,514	39	Paxton/P. López	
20	----	BOS	4-10	L	36-38	1st	+1.0	22,650	915,164	40	Crawford/Ober/Kluber	
21	----	BOS	^5-4	W	37-38	1st	+1.0	23,912	939,076	41	Moran/Ort	
22	----	BOS	6-0	W	38-38	1st	+1.0	28,553	967,629	42	Ryan/Garza	
23	----	at DET	4-1	W	39-38	1st	+2.0	19,782			Maeda/Wentz/Duran	
24	----	at DET	2-3	L	39-39	1st	+1.0	24,403			Olson/P. López/Lange	
25	----	at DET	^3-6	W	40-39	1st	+2.0	21,585			Jax/White/Duran	
26	----	at ATL	1-4	L	40-40	1st	+1.5	40,884			Strider/Gray/Yates	
27	----	at ATL	2-6	L	40-41	1st	+0.5	42,635			Elder/Ryan	
28	----	at ATL	0-3	L	40-42	2nd	-0.5	38,260			Yates/Maeda/Iglesias	
29	----	OFF DAY			40-42	T-1st	+0.0					
30	----	at BAL	8-1	W	41-42	1st	+1.0	34,792			P. López/Kremer	
JULY (13-11)		Batting: .256 (210-for-820)		Pitching: 13-11-6, 4.62 (216.1 IP, 111 ER)								
1	----	at BAL	1-0	W	42-42	1st	+1.0	40,012			Ober/Bradish/Duran	
2	----	at BAL	1-2	L	42-43	1st	+0.0	16,299			Pérez/Duran/Bautista	
3	----	KC	8-4	W	43-43	1st	+1.0	28,218	995,847	43	Headrick/Clarke	
4	----	KC	9-3	W	44-43	1st	+1.0	25,033	1,020,880	44	Maeda/Greinke	
5	----	KC	5-0	W	45-43	1st	+2.0	19,692	1,040,572	45	P. López/Marsh	
6	----	OFF DAY				1st	+1.5					
7	----	BAL	^1-3	L	45-44	1st	+0.5	32,724	1,073,296	46	Bautista/Duran	
8	----	BAL	2-6	L	45-45	2nd	-0.5	27,617	1,100,913	47	Wells/Gray	
9	----	BAL	2-15	L	45-46	2nd	-0.5	27,100	1,128,013	48	Gibson/Ryan	
10	----	ALL STAR BREAK										
11	----	ALL STAR GAME	National League - 3, American League - 2									Doval/Bautista/Kimble
12	----	ALL STAR BREAK										
13	----	ALL STAR BREAK										
14	----	at OAK	5-4	W	46-46	1st	+0.5	7,923			Jax/Fujinami/Duran	
15	----	at OAK	10-7	W	47-46	1st	+1.5	10,534			Moran/Tarnok/Duran	
16	----	at OAK	5-4	W	48-46	1st	+2.5	9,335			J. López/Erceg/Duran	
17	----	at SEA	6-7	L	48-47	1st	+1.5	25,770			Gilbert/Gray/Sewald	
18	----	at SEA	10-3	W	49-47	1st	+1.5	28,141			Ober/Woo	
19	----	at SEA	6-3	W	50-47	1st	+2.5	25,825			Pagán/Muñoz/Duran	
20	----	at SEA	0-5	L	50-48	1st	+2.0	29,443			Kirby/P. López	
21	----	CWS	9-4	W	51-48	1st	+2.0	31,339	1,159,352	49	Ryan/Lynn	
22	----	CWS	3-2	W	52-48	1st	+2.0	30,894	1,190,246	50	Balazovic/Middleton/Duran	
23	----	CWS	^5-4	W	53-48	1st	+3.0	29,001	1,219,247	51	Pagán/Scholtens	
24	----	SEA	^4-3	W	54-48	1st	+4.0	22,969	1,242,216	52	J. López/Sewald	
25	----	SEA	7-9	L	54-49	1st	+3.0	26,824	1,269,040	53	Brash/Ortega/Sewald	
26	----	SEA	7-8	L	54-50	1st	+2.0	25,728	1,294,768	54	Miller/Ryan/Muñoz	
27	----	OFF DAY			54-50	1st	+1.5					
28	----	at KC	^5-8	L	54-51	1st	+1.5	23,022			Clarke/Duran	
29	----	at KC	7-10	L	54-52	1st	+1.5	20,643			Lyles/Ober/Barlow	
30	----	at KC	1-2	L	54-53	1st	+0.5	13,752			Yarbrough/Maeda/Hernández	
31	----	OFF DAY			54-53	1st	+1.0					
AUGUST (15-12)		Batting: .248 (225-for-909)		Pitching: 15-12-8, 4.19 (242.2 IP, 121 ER)								
1	----	at STL	3-2	W	55-53	1st	+2.0	37,162			P. López/Mikolas/Duran	
2	----	at STL	3-7	L	55-54	1st	+2.0	34,332			Hudson/Ryan	
3	----	at STL	5-3	W	56-54	1st	+2.5	36,949			Gray/Liberatore/Duran	
4	----	ARI	3-2	W	57-54	1st	+2.5	29,408	1,324,176	55	Theilbar/McGough/Duran	
5	----	ARI	12-1	W	58-54	1st	+3.5	34,044	1,358,220	56	Maeda/Nelson	
6	----	ARI	5-3	W	59-54	1st	+4.5	24,778	1,382,998	57	Theilbar/Sewald	
7	----	at DET	9-3	W	60-54	1st	+5.5	13,779			P. López/Wentz	
8	----	at DET	0-6	L	60-55	1st	+4.5	16,588			Rodriguez/Gray	
9	----	at DET	5-9	L	60-56	1st	+4.5	16,570			Holton/Ober/Cisnero	

TWINS DAY-BY-DAY 2023

AUGUST (15-12)		Batting: .248 (225-for-909)			Pitching: 15-12-8, 4.19 (242.2 IP, 121 ER)			
10	---- at DET	0-3	L 60-57	1st	+3.5	18,709	Olson/Maeda/Brieske	
11	---- at PHI	2-13	L 60-58	1st	+3.5	33,071	Sánchez/Keuchel	
12	---- at PHI	8-1	W 61-58	1st	+4.5	40,117	P. López/Walker	
13	---- at PHI	3-0	W 62-58	1st	+4.5	40,111	Gray/Suárez/Duran	
14	---- OFF DAY			1st	+4.5			
15	---- DET	5-3	W 63-58	1st	+4.5	30,150	Floro/Cisnero/Duran	
16	---- DET	7-8	L 63-59	1st	+4.5	26,716	Holton/Jax	
17	---- OFF DAY			1st	+4.5			
18	---- PIT	5-1	W 64-59	1st	+5.0	30,687	López/Jackson	
19	---- PIT	1-3	L 64-60	1st	+5.0	23,822	Keller/Gray/Bednar	
20	---- PIT	2-0	W 65-60	1st	+6.0	25,987	Keuchel/Bido/Duran	
21	---- OFF DAY			1st	+6.0			
22	---- at MIL	3-7	L 65-61	1st	+5.0	38,688	Wilson/Floro	
23	---- at MIL	^6-7	L 65-62	1st	+4.5	38,164	Pegueró/Duran	
24	---- TEX	7-5	W 66-62	1st	+6.0	23,333	Winder/Sborz/Jax	
25	---- TEX	12-2	W 67-62	1st	+6.0	25,144	Gray/Dunning	
26	---- TEX	2-6	L 67-63	1st	+6.0	25,843	Burke/Jax	
27	---- TEX	^7-6	W 68-63	1st	+6.0	24,431	Floro/Hernández	
28	---- CLE	10-6	W 69-63	1st	+7.0	20,323	Funderburk/Curry/Winder	
29	---- CLE	1-4	L 69-64	1st	+6.0	23,433	Gaddis/López/Clase	
30	---- CLE	^2-5	L 69-65	1st	+5.0	20,169	Stephan/Pagán/Clase	
31	---- OFF DAY			1st	+5.0			
SEPT/OCT (18-10)		Batting: .261 (252-for-966)			Pitching: 18-10-7, 3.56 (250.1 IP, 99 ER)			
1	---- at TEX	5-1	W 70-65	1st	+5.0	26,940	Ryan/Burke	
2	---- at TEX	^9-7	W 71-65	1st	+5.0	36,555	Headrick/Chapman/Duran	
3	---- at TEX	5-6	L 71-66	1st	+5.0	35,531	Bradford/Winder	
4	---- at CLE	20-6	W 72-66	1st	+6.0	17,359	López/Giolito	
5	---- at CLE	8-3	W 73-66	1st	+7.0	20,224	Jax/Stephan	
6	---- at CLE	1-2	L 73-67	1st	+6.0	16,148	Williams/Ryan/Clase	
7	---- OFF DAY			1st	+6.5			
8	---- NYM	5-2	W 74-67	1st	+6.5	26,154	Thielbar/Reid-Foley/Duran	
9	---- NYM	8-4	W 75-67	1st	+7.5	30,673	Maeda/Peterson	
10	---- NYM	2-0	L 75-68	1st	+7.5	22,890	Raley/Jax/Ottavino	
11	---- TB	4-7	L 75-69	1st	+7.5	18,683	Glasnow/Gray/Fairbanks	
12	---- TB	3-2	W 76-69	1st	+7.5	24,390	Varland/Littel/Duran	
13	---- TB	4-5	L 76-70	1st	+7.5	18,342	Kelly/Jax/Stephenson	
14	---- at CWS	10-2	W 77-70	1st	+8.0	13,233	Maeda/Ureña	
15	---- at CWS	10-2	W 78-70	1st	+8.0	18,001	Ober/Scholtens	
16	---- at CWS	6-7	L 78-71	1st	+7.0	24,964	Toussaint/López/Banks	
17	---- at CWS	4-0	W 79-71	1st	+7.0	17,641	Gray/Cease	
18	---- at CIN	3-7	L 79-72	1st	+7.0	15,364	Phillips/Ryan	
19	---- at CIN	7-0	W 80-72	1st	+8.0	24,186	Maeda/Cruz	
20	---- at CIN	5-3	W 81-72	1st	+9.0	22,306	Duran/Díaz/Jax	
21	---- OFF DAY			1st	+8.5			
22	---- LAA	8-6	W 82-72	1st	+8.5	32,006	P. López/Daniel/Duran	
23	---- LAA	0-1	L 82-73	1st	+8.5	31,403	Rosenberg/Gray/Estévez	
24	---- LAA	9-3	W 83-73	1st	+9.5	24,232	Ryan/Fulmer	
25	---- OFF DAY			1st	+9.5			
26	---- OAK	11-3	W 84-73	1st	+10.0	22,329	Ober/Blackburn	
27	---- OAK	6-4	W 85-73	1st	+10.5	20,520	Keuchel/Jiménez/Jax	
28	---- OAK	1-2	L 85-74	1st	+9.0	19,466	Erceg/Maeda/May	
29	---- at COL	7-6	W 86-74	1st	+10.0	47,272	Funderburk/Kinley/Pagán	
30	---- at COL	14-6	W 87-74	1st	+10.0	40,264	Paddack/Kauffman	
1	---- at COL	^2-3	L 87-75	1st	+9.0	33,375	Hollowel/Luplow	

^ - Denotes Extra-Innings (Twins went 12-8 in extras in 2023)

* - Denotes Sellout (1 in 2023)

- PPD, to be made up on 4/7



HOME GAMES



ROAD GAMES

TWINS HOME RUNS 2023

HOME RUNS BY POSITION

C	1B	2B	3B	SS	LF	CF	RF	DH	PH	TOTAL
17	22	27	20	23	20	25	38	35	7	233

BYRON BUXTON (17)

No.	Date	Opp.	Runs	Pitcher
1	4/8	HOU	2	Ronel Blanco
2	4/11	CWS	2	Lance Lynn
3	4/22	WAS	1	Chad Kuhl
4	4/25	NYG	2	Nestor Cortes
5	4/27	KC	3	Zack Greinke
6	4/29	KC	1	Taylor Clarke
7	4/30	KC	3	Brady Singer
8	5/4	@ CWS	1	Reynaldo López
9	5/17	@ LAD	1	Dylan Covey
10	5/23	SF	2	Alex Cobb
11	6/20	BS	2	Corey Kluber
12	6/22	BOS	1	Justin Garza
13	6/22	BOS	1	Brandon Walter
14	6/30	@ BAL	3	Bruce Zimmermann
15	7/4	KC	1	Zack Greinke
16	7/21	CWS	3	Lance Lynn
17	7/21	CWS	1	Lance Lynn

WILLI CASTRO (9)

No.	Date	Opp.	Runs	Pitcher
1	4/20	@ BOS	2	Tanner Houck
2	5/19	@ LAA	1	Tucker Davidson
3	5/27	TOR	2	Chris Bassitt
4	5/27	TOR	1	Adam Cimber
5	6/4	CLE	1	Enyel De Los Santos
6	9/9	NYM	1	Jeff Brigham
7	9/12	TB	2	Zack Littell
8	9/19	@ CIN	2	Ben Lively
9	9/20	@ CIN	1	Hunter Greene

CARLOS CORREA (18)

No.	Date	Opp.	Runs	Pitcher
1	4/13	@ NYY	1	Colten Brewer
2	4/14	@ NYY	1	Nestor Cortes
3	4/27	KC	1	Zack Greinke
4	5/4	@ CWS	1	Lucas Giolito
5	5/6	@ CLE	1	Trevor Stephan
6	5/13	CHC	1	Brandon Hughes
7	6/8	@ TB	1	Yonny Chirinos
8	6/10	@ TOR	4	Adam Cimber
9	6/13	MIL	2	Dustin Williams
10	6/22	BOS	1	Justin Garza
11	6/24	@ DET	1	Reese Olson
12	7/18	@ SEA	1	Ty Adcock
13	8/7	@ DET	3	Joey Wentz
14	8/9	@ DET	1	Alex Faedo
15	8/12	@ PHI	1	Gregory Soto
16	8/25	TEX	1	Martin Pérez
17	9/4	@ CLE	1	Lucas Giolito
18	9/8	NYM	1	Kodai Senga

KYLE FARMER (11)

No.	Date	Opp.	Runs	Pitcher
1	4/8	HOU	3	Luis Garcia
2	5/11	SD	1	Yu Darvish
3	5/16	@ LAD	2	Justin Bruhl
4	6/13	MIL	1	Corbin Burnes
5	7/15	@ OAK	1	Freddy Tarnok
6	7/18	@ SEA	1	Ty Adcock
7	8/23	@ MIL	1	Corbin Burnes
8	8/24	TEX	1	Andrew Heaney
9	9/4	@ CLE	3	David Fry
10	9/13	TB	1	Taj Bradley
11	9/14	@ CWS	2	José Ureña

JOEY GALLO (21)

No.	Date	Opp.	Runs	Pitcher
1	4/2	@ KC	1	Amir Garrett
2	4/2	@ KC	3	Dylan Covey
3	4/3	@ MIA	3	Johnny Cueto
4	4/19	@ BOS	3	Corey Kluber
5	4/21	WAS	1	Trevor Williams
6	4/24	NYG	1	Greg Weissert
7	4/26	NYG	2	Domingo Germán
8	5/13	CHC	3	Hayden Wesneski
9	5/14	CHC	2	Michael Rucker

10	5/17	@ LAD	1	Dylan Covey
11	5/20	@ LAA	1	Zack Weiss
12	6/24	@ DET	1	Chasen Shreve
13	6/26	@ ATL	1	Spencer Strider
14	6/30	@ BAL	1	Dean Kremer
15	7/1	@ BAL	1	Kyle Bradish
16	7/14	@ OAK	2	Shintaro Fujimori
17	7/17	@ SEA	1	Gabe Speier
18	8/9	@ DET	2	Alex Faedo
19	8/12	@ PHI	1	Taijuan Walker
20	8/12	@ PHI	3	Yunior Marte
21	9/4	@ CLE	2	David Fry

KYLE GARLICK (2)

No.	Date	Opp.	Runs	Pitcher
1	4/14	@ NYY	1	Nestor Cortes
2	5/22	SF	1	Tristan Beck

NICK GORDON (2)

No.	Date	Opp.	Runs	Pitcher
1	5/2	@ CWS	1	Alex Colomé
2	5/3	@ CWS	1	Dylan Cease

RYAN JEFFERS (14)

No.	Date	Opp.	Runs	Pitcher
1	4/3	@ MIA	1	Jacob Stallings
2	5/24	SF	1	Anthony DeSclafani
6	3/29	@ HOU	2	Bryan Abreu
4	7/5	KC	1	Taylor Clarke
5	7/21	CWS	1	Lance Lynn
6	8/3	@ STL	2	Matthew Liberatore
7	8/5	ARI	2	Ryne Nelson
8	8/5	ARI	1	Tyler Gilbert
9	8/7	@ DET	3	Joey Wentz
10	8/24	TEX	2	Will Smith
11	9/19	@ CIN	1	Alex Young
12	9/24	LAA	1	Jose Marte
13	9/27	OAK	2	Kyle Muller
14	9/29	@ COL	1	Gavin Hollowell

EDOUARD JULIEN (16)

No.	Date	Opp.	Runs	Pitcher
1	4/13	@ NYY	1	Colten Brewer
2	4/19	@ BOS	2	Corey Kluber
3	5/24	SF	1	Anthony DeSclafani
4	5/27	TOR	1	Yimi Garcia
5	7/3	KC	1	Taylor Clarke
6	7/5	KC	1	Alec Marsh
7	7/9	BAL	1	Kyle Gibson
8	7/18	@ SEA	1	Bryan Woo
9	7/19	@ SEA	1	Luis Castillo
10	7/26	SEA	1	Bryce Miller
11	8/25	TEX	3	Grant Anderson
12	9/12	TB	1	Zack Littell
13	9/14	@ CWS	1	José Ureña
14	9/17	@ CWS	3	Dylan Cease
15	9/27	OAK	1	Joey Estes
16	9/30	@ COL	2	Tommy Doyle

MAX KEPLER (24)

No.	Date	Opp.	Runs	Pitcher
1	4/3	@ MIA	1	Johnny Cueto
2	4/18	@ BOS	1	Josh Winkowski
3	4/28	KC	1	Jordan Lyles
4	5/5	@ CLE	2	Peyton Battenfield
5	5/10	@ CLE	2	Logan Allen
6	5/10	SD	1	Seth Lugo
7	6/10	@ TOR	3	Mitch White
8	6/20	BOS	1	Corey Kluber
9	6/21	BOS	1	Garrett Whitlock
10	6/23	@ DET	2	Joey Wentz
11	6/30	@ BAL	2	Dean Kremer
12	7/4	KC	3	Zack Greinke
13	7/17	@ SEA	3	Ty Adcock
14	7/19	@ SEA	3	Luis Castillo
15	7/29	@ KC	1	Jose Cuas
16	8/4	ARI	1	Merrill Kelly
17	8/5	ARI	1	Tyler Gilbert

18	8/6	ARI	1	Paul Sewald
19	8/11	@ PHI	1	Cristopher Sánchez
20	8/16	DET	1	Jason Foley
21	8/25	TEX	1	Austin Hedges
22	9/11	TB	1	Tyler Glasnow
23	9/24	LAA	2	José Marte
24	9/30	@ COL	3	Tommy Doyle

ALEX KIRILLOFF (11)

No.	Date	Opp.	Runs	Pitcher
1	5/13	CHC	1	Hayden Wesneski
2	5/13	CHC	1	Hayden Wesneski
3	5/21	@ LAA	1	Matt Moore
4	6/16	DET	1	Mason Englert
5	7/16	@ OAK	1	JP Sears
6	7/18	@ SEA	2	Bryan Woo
7	7/19	@ SEA	2	Devin Sweet
8	7/21	CWS	2	Lance Lynn
9	9/18	@ CIN	1	Connor Phillips
10	9/22	LAA	1	Daniel Davis
11	9/26	OAK	2	Mason Miller

TREVOR LARNACH (8)

No.	Date	Opp.	Runs	Pitcher
1	4/3	@ MIA	2	Andrew Nardi
2	4/19	@ BOS	3	Ryan Brasier
3	4/25	NYG	2	Ron Marinaccio
4	5/14	CHC	3	Marcus Stroman
5	5/15	@ LAD	3	Yency Almonte
6	6/10	@ TOR	1	Bowden Francis
7	9/29	@ COL	1	Gavin Hollowell
8	9/30	@ COL	4	Karl Kauffmann

ROYCE LEWIS (15)

No.	Date	Opp.	Runs	Pitcher
1	5/29	@ HOU	3	J.P. France
2	6/1	@ BOS	2	Trevor Stephan
3	6/20	BOS	1	Corey Kluber
4	6/23	@ DET	1	Joey Wentz
5	8/23	@ MIL	2	Corbin Burnes
6	8/24	TEX	1	Chris Stratton
7	8/27	TEX	4	Chris Stratton
8	8/28	CLE	4	Xzavien Curry
9	8/29	CLE	1	Hunter Gaddis
10	9/3	@ TEX	3	Jon Gray
11	9/4	@ CLE	4	Lucas Giolito
12	9/11	TB	3	Tyler Glasnow
13	9/14	@ CWS	1	José Ureña
14	9/15	@ CWS	4	Jesse Scholtens
15	9/18	@ CIN	1	Connor Phillips

JORDAN LUPLUP (2)

No.	Date	Opp.	Runs	Pitcher
1	8/13	@ PHI	1	Ranger Suárez
2	9/1	@ TEX	2	Brock Burke

JOSE MIRANDA (3)

No.	Date	Opp.	Runs	Pitcher
1	4/26	NYG	1	Domingo Germán
2	4/26	NYG	2	Domingo Germán
3	4/28	KC	1	Josh Taylor

JORGE POLANCO (14)

No.	Date	Opp.	Runs	Pitcher
1	4/23	WAS	1	Patrick Corbin
2	4/28	KC	3	Jordan Lyles
3	5/13	CHC	2	Hayden Wesneski
4	5/15	@ LAD	1	Noah Syndergaard
5	6/3	CLE	1	Logan Allen
6	8/4	ARI	1	Merrill Kelly
7	8/11	@ PHI	1	Cristopher Sánchez
8	8/16	DET	2	Jason Foley
9	8/26	CLE	1	Max Scherzer
10	8/28	TEX	3	Daniel Norris
11	9/1	@ TEX	2	Josh Sborz
12	9/4	@ CLE	1	Lucas Giolito
13	9/17	@ CWS	1	Luis Patiño
14	9/24	LAA	1	Carson Fulmer

TWINS HOME RUNS 2023

DONOVAN SOLANO (5)

No.	Date	Opp.	Runs	Pitcher
1	6/11	@ TOR	1	Kevin Gausman
2	6/15	DET	3	Matthew Boyd
3	6/25	@ DET	2	Michael Lorenzen
4	7/4	KC	1	Zack Greinke
5	9/2	@ TEX	1	Jordan Montgomery

CHRISTIAN VÁZQUEZ (6)

No.	Date	Opp.	Runs	Pitcher
1	6/19	BOS	3	James Paxton
2	7/16	@ OAK	1	JP Sears
3	7/26	SEA	1	Bryce Miller
4	8/22	@ MIL	2	Wade Miley
5	9/1	@ TEX	1	Brook Burke
6	9/5	@ CLE	1	Matt Moore

MICHAEL A. TAYLOR (21)

No.	Date	Opp.	Runs	Pitcher
1	4/11	CWS	1	Lance Lynn
2	4/13	@ NYY	2	Jhony Brito
3	4/13	@ NYY	2	Colten Brewer
4	4/23	WAS	1	Patrick Corbin
5	5/14	CHC	2	Miles Mastobuoni
6	5/23	SF	1	Alex Cobb
7	6/1	CLE	1	Tanner Bibee
8	6/8	@ TB	1	Colin Poche
9	6/9	@ TOR	2	Yusei Kikuchi
10	6/13	MIL	1	Devin Williams
11	7/15	@ OAK	1	Hogan Harris
12	7/25	SEA	1	Paul Sewald
13	8/3	@ STL	2	Matthew Liberatore
14	8/4	ARI	1	Scott McCough
15	8/5	ARI	1	Joe Mantiplay
16	8/18	PIT	2	Andre Jackson
17	8/23	@ MIL	2	Corbin Burnes
18	8/24	TEX	1	Andrew Heaney
19	8/24	TEX	1	Andrew Heaney
20	8/29	CLE	1	Emmanuel Clase
21	9/29	@ COL	2	Ty Blach

MATT WALLNER (14)

No.	Date	Opp.	Runs	Pitcher
1	5/27	TOR	1	Chris Bassitt
2	7/25	SEA	2	George Kirby
3	7/26	SEA	1	Bryce Miller
4	7/26	SEA	1	Bryce Miller
5	7/30	@ KC	1	Ryan Yarbrough
6	8/2	@ STL	3	Dakota Hudson
7	8/6	ARI	2	Paul Sewald
8	8/12	@ PHI	1	Taijuan Walker
9	8/15	DET	4	Will Vest
10	8/28	CLE	1	Daniel Norris
11	9/4	@ CLE	2	David Fry
12	9/13	TB	1	Taj Bradley
13	9/26	OAK	4	Paul Blackburn
14	9/30	@ COL	1	Tommy Doyle

HIGHEST EXIT VELOCITY

Jeffers.....	117.4, 5/29 at HOU (HR)
Buxton.....	116.9, 8/1 at STL (2B)
Wallner.....	116.4, 9/24 vs. LAA (2B)
Jeffers.....	115.8, 8/5 vs. ARI (HR)
Buxton.....	115.1, 5/15 at LAD (2B)
Wallner.....	114.6, 9/3 at TEX (1B)
Wallner.....	114.5, 9/26 vs. OAK (HR)
Taylor.....	114.3, 9/29 at COL (HR)
Buxton.....	114.3, 7/21 vs. CWS (HR)
Correa.....	114.2, 9/8 vs. NYM (HR)
Castro.....	114.2, 5/12 vs. CHC (2B)
Lewis.....	114.0, 8/24 vs. TEX (HR)
Correa.....	113.9, 4/18 at BOS (1B)
Wallner.....	113.7, 7/30 at KC (HR)
Wallner.....	113.4, 9/4 at CLE (FO)

LONGEST HOME RUNS

Taylor.....	468 ft, 9/29 at COL
Buxton.....	466 ft, 6/22 vs. BOS
Jeffers.....	465 ft, 9/29 at COL
Buxton.....	465 ft, 6/22 vs. BOS
Wallner.....	463 ft, 9/26 vs. OAK
Gallo.....	458 ft, 9/4 at CLE
Buxton.....	453 ft, 4/30 vs. KC
Julien.....	452 ft, 9/30 at COL
Wallner.....	450 ft, 8/15 vs. DET
Wallner.....	445 ft, 7/30 at KC
Taylor.....	444 ft, 4/23 vs. WAS
Castro.....	440 ft, 6/4 vs. CLE
Kepler.....	440 ft, 5/5 at CLE
Gallo.....	439 ft, 7/1 at BAL
Wallner.....	438 ft, 8/28 vs. CLE
Kepler.....	438 ft, 8/6 at CLE
Polanco.....	437 ft, 8/28 vs. CLE

DID YOU Know?

...that the Twins' longest 9.0-inning game ever played in terms of time was 4 hours and 19 minutes on July 23, 2017 as the Twins lost to the Tigers at Target Field 9-6.

TWINS HIGHS AND LOWS 2023

TEAM BATTING:

Most At-Bats, Game	49, 5/15 at LAD
Most Runs, Game	20, 9/4 at CLE
Most Runs, Inning (Team)	9, 1st inn., 4/13 at NYY
Most Hits, Game (Team)	20, 9/4 at CLE
Most Hits, Inning (Team)	8, 1st inning, 4/13 at NYY
Fewest Hits, Game	1, 5/7 at CLE
Most Doubles, Game	7, 5/14 vs. CHC
Most Triples, Game	2, 7/25 vs. SEA
Most Home Runs, Game	6, 9/4 at CLE
Most Extra Base Hits, Game	10, 5/14 vs. CHC
Most RBI, Game	20, 9/4 at CLE
Most Walks	10, 2x, last: 9/22 vs. LAA
Most Strikeouts	18, 7/25 vs. SEA
Most Stolen Bases, Game	4, 3x, last: 9/1 at TEX
Most Caught Stealing, Game	2, 9/9 vs. NYY
Most Times Grounding Into Double Play, Game	3, 7x, last: 9/27 vs. OAK
Left On Base, Twins	16, 7/23 vs. CWS

INDIVIDUAL BATTING:

Most At-Bats, Game	7, Kirilloff, 5/15 at LAD
Most Runs, Game	3, 20x, last: Wallner, 9/30 at COL
Most Hits, Game	4, 8x, last: Kepler, 9/27 vs. OAK
Most Doubles, Game	3, 2x, last: Buxton, 7/29 at KC
Most Triples, Game	1, 24x, last: Taylor, 9/29 at COL
Most Home Runs, Game	2, 11x, last: Taylor, 8/24 vs. TEX
Most Total Bases, Game	10, 4x, last: Gallo, 8/12 at PHI
Most Extra Base Hits, Game	3, 7x, last: Jeffers, 8/5 vs. ARI
Most RBI, Game	6, Lewis, 9/4 at CLE
Most Walks, Game	3, 12x, last: Correa, 9/16 at CWS
Most Strikeouts, Game	4, 15x, last: Farmer, 9/15 at CWS
Longest Hitting Streak	14, Jeffers, 7/15-8/9
Consecutive Hitless At-Bats	26, 2x, both Buxton, last, 7/8-7/20
Most Stolen Bases, Game	2, 8x, last: Stevenson, 9/1 at TEX
Most Caught Stealing, Game	1, 18x, last: Stevenson, 9/17 at CWS
Most Times Grounding Into Double Play	2, 5x, last: Julien, 9/23 vs. LAA

TEAM PITCHING:

Most Runs Allowed	15, 7/9 vs. BAL
Most Hits Allowed	17, 7/9 vs. BAL
Most Home Runs Allowed, Game	6, 7/9 vs. BAL
Most Strikeouts, Pitchers	17, 4/8 vs. HOU
Most Walks	9, 8/19 vs. PIT

TEAM PITCHING (CONTINUED):

Pitchers Used	9, 9/2 at TEX
Scoreless Innings Streak	19.0, 1st inn 3/30-1st inn 4/2
Wild Pitches	3, 5/4 at CWS
Most Innings, Game, Relievers	9.0, 8/27 vs. TEX
Most Hits, Game, Relievers	13, 4/20 at BOS
Most Runs, Game, Relievers	10, 2x, last: 7/9 vs. BAL
Most Home Runs, Game, Relievers	4, 7/9 vs. BAL
Most Walks, Game, Relievers	5/4 at CWS
Most Strikeouts, Game, Relievers	11, 2x, last: 9/30 at COL

INDIVIDUAL PITCHING:

Most Innings, Game, Starter	9.0, 2x, last: López, 7/5 vs. KC
Most Innings, Game, Reliever	5.0, 2x, last: 8/27 vs. TEX
Most Hits, Starter	11, 3x, last: Ober, 8/9 at DET
Most Hits, Reliever	8, Pagán, 4/20 at BOS
Most Runs, Starter	10, Maeda, 4/26 vs. NYY
Most Runs, Reliever	6, 2x, last: Sands, 7/9 vs. BAL
Most Home Runs, Starter	5, Ryan, 6/27 at ATL
Most Home Runs, Reliever	2, 6x, last: Thielbar, 9/30 at COL
Most Walks, Starter	4, 6x, last: Gray, 7/17 at SEA
Most Walks, Reliever	5, Sands, 5/13 vs. CHC
Most Strikeouts, Starter	14, López, 9/10 vs. NYM
Most Strikeouts, Reliever	8, Headrick, 4/26 vs. NYY
Winning Streak	5, Ryan, 4/2-4/25
Losing Streak	4, Maeda, 4/4-4/26
Low-Hit Complete Game	3, Ryan, 6/22 vs. BOS
Most Consecutive Scoreless Innings	19.1, Jax, 5/22-7/15
Wild Pitches	2, Gray, 9/11 vs. TB

TEAM & INDIVIDUAL FIELDING:

Errors, Game, Team	2, 12x, last 9/4 at CLE
Errors, Game, Individual	2, Vázquez, 5/9 vs. SD
Errors, Consecutive Games, Team	4, 2x, last: 8/6-8/9
Errors, Consecutive Games Without, Team	12, 7/5-7/22
Double plays, Game, Team	3, 4x, last: 7/4 vs. KC

EXTRA INNING GAMES (12-8)

DATE	OPPONENT	W/L	INN	RECORD AFTER	WINNING PITCHER	LOSING PITCHER	SAVE
April 7	Houston	W, 3-2	10	5-2	J. López	Staneke	--
April 11	Chicago-AL	W, 4-3	10	7-4	Jax	Scholten	--
April 18	Boston	L, 4-5	10	10-7	Schreiber	Moran	--
May 2	Chicago-AL	L, 2-3	10	17-13	Lambert	Thielbar	--
May 4	Chicago-AL	W, 7-3	12	18-14	Pagán	Colomé	--
May 10	San Diego	W, 4-3	11	20-17	Jax	Tapia	--
May 15	Los Angeles-NL	L, 8-9	12	23-19	Bickford	J. López	--
May 29	Houston	W, 7-5	10	28-26	Duran	Abreu	--
June 9	Toronto	W, 3-2	10	32-32	Duran	Cimber	--
June 21	Boston	W, 5-4	10	37-38	Moran	Ort	--
June 25	Detroit	W, 6-3	10	40-39	Jax	White	Duran
July 7	Baltimore	L, 1-3	10	45-44	Bautista	Duran	--
July 23	Chicago-AL	W, 5-4	12	53-48	Pagán	Scholten	--
July 24	Seattle	W, 4-3	10	54-48	J. López	Sewald	--
July 28	Kansas City	L, 5-8	10	54-51	Clarke	Duran	--
August 23	Milwaukee	L, 7-8	10	65-62	Peguero	Duran	--
August 27	Texas	W, 7-6	13	68-63	Floro	Hernández	--
August 30	Cleveland	L, 2-5	10	69-65	Stephan	Pagán	Clase
September 2	Texas	W, 9-7	10	71-65	Headrick	Chapman	Duran
October 1	Colorado	L, 2-3	11	87-75	Hollowell	Luplow	--

TWINS TRANSACTIONS 2023

DATE	NO	PLAYER	POS	TRANSACTION
1/3	55	Contreras, Mark	OF	Outrighted.
1/6	62	Ortega, Oliver	RHP	Acquired off waivers from LAA.
	76	Enlow, Blayne	RHP	Designated for release or assignment.
1/10	47	Alexy, A.J.	RHP	Acquired via trade from WAS in exchange for minor league RHP Cristian Jimenez.
1/11	4	Correa, Carlos	SS	Signed to six-year contract.
	30	Garlick, Kyle	OF	Designated for release or assignment.
1/17	62	Ortega, Oliver	RHP	Outrighted.
	30	Garlick, Kyle	OF	Outrighted.
1/18	20	Paddack, Chris	RHP	Signed to three-year contract extension.
1/20	49	López, Pablo	RHP	Acquired from MIA with minor league IF Jose Salas and minor league OF Byron Chourio, in exchange for IF/OF Luis Arraez.
1/23	2	Taylor, Michael A.	OF	Acquired from KC in exchange for minor league RHP Steven Cruz and minor league LHP Evan Sisk.
	37	Alexy, A.J.	RHP	Designated for release or assignment.
2/23	20	Paddack, Chris	RHP	Placed on 60-day Injured List.
	57	Solano, Donovan	IF	Signed to one-year contract.
2/26	47	Santana, Dennis	RHP	Claimed off waivers from ATL.
	23	Lewis, Royce	IF	Placed on 60-day Injured List.
3/3	81	Balazovic, Jordan	RHP	Optioned to Triple-A St. Paul.
3/7	82	Martin, Austin	IF	Reassigned to minor league camp.
	92	Helman, Michael	IF	Reassigned to minor league camp.
3/11	83	Canterino, Matt	RHP	Optioned to Double-A Wichita.
	78	Woods Richardson, Simeon	RHP	Optioned to Triple-A St. Paul.
3/14	95	Julien, Edouard	IF	Optioned to Triple-A St. Paul.
	94	Headrick, Brent	LHP	Optioned to Triple-A St. Paul.
	76	Enlow, Blayne	RHP	Reassigned to minor league camp.
	93	Laweryson, Cody	RHP	Reassigned to minor league camp.
	52	Murphy, Patrick	RHP	Reassigned to minor league camp.
	96	Sabato, Aaron	IF	Reassigned to minor league camp.
	80	Schulfer, Austin	RHP	Reassigned to minor league camp.
3/16	65	Sisco, Chance	C	Reassigned to minor league camp.
	86	Williams, Chris	C	Reassigned to minor league camp.
3/17	47	Santana, Dennis	RHP	Claimed off waivers by NYM.
3/18	38	Wallner, Matt	OF	Optioned to Triple-A St. Paul.
	72	Lee, Brooks	IF	Reassigned to minor league camp.
3/19	37	Varland, Louie	RHP	Optioned to Triple-A St. Paul.
	58	Megill, Trevor	RHP	Optioned to Triple-A St. Paul.
3/22	89	Bechtold, Andrew	IF	Reassigned to minor league camp.
	85	Camargo, Jair	C	Reassigned to minor league camp.
	55	Contreras, Mark	OF	Reassigned to minor league camp.
	68	Dobnak, Randy	RHP	Reassigned to minor league camp.
3/23	61	Stewart, Brock	RHP	Reassigned to minor league camp.
	62	Ortega, Oliver	RHP	Reassigned to minor league camp.
	73	Bañuelos, David	C	Reassigned to minor league camp.
	44	Greiner, Grayson	C	Reassigned to minor league camp.
	60	Soto, Elliot	IF	Reassigned to minor league camp.
	16	White, Tyler	IF	Reassigned to minor league camp.
3/25	24	LaMarre, Ryan	OF	Reassigned to minor league camp.
	17	Ober, Bailey	RHP	Optioned to Triple-A St. Paul.
	57	Hoffman, Jeff	RHP	Reassigned to minor league camp.
	87	De León, José	RHP	Reassigned to minor league camp.
3/26	17	Ober, Bailey	RHP	Optioned to Triple-A St. Paul.
	53	Coulombe, Danny	LHP	Reassigned to minor league camp.
	43	Sanchez, Aaron	RHP	Reassigned to minor league camp.
	30	Garlick, Kyle	OF	Reassigned to minor league camp.
3/27	53	Coulombe, Danny	LHP	Traded to BAL in exchange for cash considerations.
3/28	32	Walters, Tony	C	Reassigned to minor league camp.
3/30	50	Castro, Willi	UT	Contract selected.
	31	Henriquez, Ronny	RHP	Placed on 15-day Injured List.
	74	Winder, Josh	RHP	Placed on 15-day Injured List.
	11	Polanco, Jorge	IF	Placed on 10-day Injured List.
	21	Celestino, Gilberto	OF	Placed on 10-day Injured List.
	19	Kirilloff, Alex	OF/1B	Placed on 10-day Injured List.
4/8	26	Kepler, Max	OF	Placed on 10-day Injured List.
	38	Wallner, Matt	OF	Recalled from Triple-A St. Paul.
4/11	13	Gallo, Joey	OF	Placed on 10-day Injured List.
4/12	47	Julien, Edouard	IF	Recalled from Triple-A St. Paul.
4/13	12	Farmer, Kyle	IF	Placed on 10-day Injured List.
	21	Celestino, Gilberto	OF	Transferred to 60-day Injured List.
	30	Garlick, Kyle	OF	Contract selected from Triple-A St. Paul.
4/14	77	Sands, Cole	RHP	Optioned to Triple-A St. Paul.
	37	Varland, Louie	RHP	Recalled from Triple-A St. Paul.
4/15	38	Wallner, Matt	OF	Optioned to Triple-A St. Paul.
	26	Kepler, Max	OF	Reinstated from 10-day Injured List.
4/16	37	Varland, Louie	RHP	Optioned to Triple-A St. Paul.
	53	Headrick, Brent	LHP	Recalled from Triple-A St. Paul.

TWINS TRANSACTIONS 2023

DATE	NO	PLAYER	POS	TRANSACTION
4/19	30	Garlick, Kyle	OF	Optioned to Triple-A St. Paul.
	13	Gallo, Joey	OF	Returned from rehab, reinstated from 10-day Injured List.
	49	López, Pablo	RHP	Signed to four-year contract extension.
4/21	47	Julien, Edouard	IF	Optioned to Triple-A St. Paul.
	66	Alcala, Jorge	RHP	Optioned to Triple-A St. Paul.
4/23	11	Polanco, Jorge	IF	Returned from rehab, reinstated from 10-day Injured List.
	78	Woods Richardson, Simeon	RHP	Recalled from Triple-A St. Paul.
	78	Woods Richardson, Simeon	RHP	Optioned to Triple-A St. Paul.
	17	Ober, Bailey	RHP	Recalled from Triple-A St. Paul.
4/24	17	Ober, Bailey	RHP	Optioned to Triple-A St. Paul.
4/25	58	Megill, Trevor	RHP	Designated for release or assignment.
	61	Stewart, Brock	RHP	Contract selected from Triple-A St. Paul.
4/27	53	Headrick, Brent	LHP	Optioned to Triple-A St. Paul.
	74	Winder, Josh	RHP	Returned from rehab, reinstated from 15-day Injured List.
4/29	18	Maeda, Kenta	RHP	Placed on 15-day Injured List.
	17	Ober, Bailey	RHP	Recalled from Triple-A St. Paul.
4/30	19	Kiriloff, Alex	OF/1B	Returned from rehab, reinstated from 10-day Injured List and optioned to Triple-A St. Paul.
	58	Megill, Trevor	RHP	Traded to MIL in exchange for PTBNL and cash considerations.
5/3	51	Mahle, Tyler	RHP	Placed on 15-day Injured List.
	37	Varland, Louie	RHP	Recalled from Triple-A St. Paul.
5/5	51	Mahle, Tyler	RHP	Transferred to 60-day Injured List.
	56	Thielbar, Caleb	LHP	Placed on 15-day Injured List.
5/6	9	Larnach, Trevor	OF	Optioned to Triple-A St. Paul.
	19	Kiriloff, Alex	OF/1B	Recalled from Triple-A St. Paul.
	58	Rodríguez, Dereck	RHP	Contract selected from Triple-A St. Paul.
	74	Winder, Josh	RHP	Optioned to Triple-A St. Paul.
5/10	66	Alcala, Jorge	RHP	Recalled from Triple-A St. Paul.
	64	Miranda, Jose	IF	Optioned to Triple-A St. Paul.
5/12	12	Farmer, Kyle	IF	Returned from rehab, reinstated from 10-day Injured List.
	31	Henriquez, Ronny	RHP	Returned from rehab, reinstated from 15-day Injured List and optioned to Triple-A St. Paul.
5/13	58	Rodríguez, Dereck	RHP	Optioned to Triple-A St. Paul and placed on outright waivers.
	77	Sands, Cole	RHP	Recalled from Triple-A St. Paul.
5/15	26	Kepler, Max	OF	Placed on 10-day Injured List.
	9	Larnach, Trevor	OF	Recalled from Triple-A St. Paul.
	58	Rodríguez, Dereck	RHP	Claimed off waivers by ATL.
	66	Alcala, Jorge	RHP	Placed on 15-day Injured List.
5/16	87	De León, José	RHP	Contract selected from Triple-A St. Paul.
	1	Gordon, Nick	UTL	Placed on 10-day Injured List.
5/19	30	Garlick, Kyle	OF	Recalled from Triple-A St. Paul.
	11	Polanco, Jorge	IF	Placed on 10-day Injured List.
5/20	47	Julien, Edouard	IF	Recalled from Triple-A St. Paul.
	9	Larnach, Trevor	OF	Placed on 10-day Injured List.
5/23	38	Wallner, Matt	OF	Recalled from Triple-A St. Paul.
	30	Garlick, Kyle	OF	Optioned to Triple-A St. Paul.
	38	Wallner, Matt	OF	Optioned to Triple-A St. Paul.
	1	Gordon, Nick	UTL	Transferred to 60-day Injured List.
5/29	26	Kepler, Max	OF	Reinstated from 10-day Injured List.
	23	Lewis, Royce	IF	Returned from rehab, reinstated from 60-day Injured List.
	16	White, Tyler	IF	Traded to NYM in exchange for cash considerations.
6/1	47	Julien, Edouard	IF	Optioned to Triple-A St. Paul.
	11	Polanco, Jorge	IF	Reinstated from 10-day Injured List.
6/3	13	Gallo, Joey	OF/1B	Placed on 10-day Injured List.
	30	Garlick, Kyle	OF	Recalled from Triple-A St. Paul.
6/4	77	Sands, Cole	RHP	Placed on 15-day Injured List.
	56	Thielbar, Caleb	LHP	Returned from rehab, reinstated from 15-day Injured List.
6/6	25	Buxton, Byron	OF	Placed on 10-day Injured List.
	9	Larnach, Trevor	OF	Returned from rehab, reinstated from 10-day Injured List.
6/9	56	Thielbar, Caleb	LHP	Placed on 15-day Injured List.
	74	Winder, Josh	RHP	Recalled from Triple-A St. Paul.
6/10	11	Polanco, Jorge	IF	Placed on 10-day Injured List.
	47	Julien, Edouard	IF	Recalled from Triple-A St. Paul.
6/11	30	Garlick, Kyle	OF	Optioned to Triple-A St. Paul.
	13	Gallo, Joey	OF/1B	Returned from rehab, reinstated from 10-day Injured List.
6/15	9	Larnach, Trevor	OF	Optioned to Triple-A St. Paul.
	25	Buxton, Byron	OF	Reinstated from 10-day Injured List.
6/17	74	Winder, Josh	RHP	Optioned to Triple-A St. Paul.
	53	Headrick, Brent	LHP	Recalled from Triple-A St. Paul.
6/18	21	Celestino, Gilberto	OF	Reinstated from 60-day Injured List, optioned to Triple-A St. Paul.
	66	Alcala, Jorge	RHP	Transferred to 60-day Injured List.
6/20	48	López, Jorge	RHP	Placed on Restricted List.
	81	Balazovic, Jordan	RHP	Recalled from Triple-A St. Paul.
	48	López, Jorge	RHP	Transferred to 15-day Injured List.
	30	Garlick, Kyle	OF	Designated for release or assignment.
6/23	37	Varland, Louie	RHP	Optioned to Triple-A St. Paul.
	62	Ortega, Oliver	RHP	Contract selected from Triple-A St. Paul.
6/23	62	Ortega, Oliver	RHP	Optioned to Triple-A St. Paul.
	18	Maeda, Kenta	RHP	Returned from rehab, reinstated from 15-day Injured List.

TWINS TRANSACTIONS 2023

DATE	NO	PLAYER	POS	TRANSACTION
6/24	30	Garlick, Kyle	OF	Cleared waivers, accepted assignment to Triple-A St. Paul.
6/25	87	De León, José	RHP	Placed on 15-day Injured List.
	74	Winder, Josh	RHP	Recalled from Triple-A St. Paul.
6/27	61	Stewart, Brock	RHP	Placed on 15-day Injured List.
	62	Ortega, Oliver	RHP	Recalled from Triple-A St. Paul.
7/2	23	Lewis, Royce	IF	Placed on 10-day Injured List.
	64	Miranda, Jose	IF	Recalled from Triple-A St. Paul.
7/4	53	Headrick, Brent	LHP	Optioned to Triple-A St. Paul.
	48	López, Jorge	RHP	Reinstated from 15-day Injured List.
7/5	74	Winder, Josh	RHP	Optioned to Triple-A St. Paul.
	77	Sands, Cole	RHP	Returned from rehab, reinstated from 15-day Injured List.
7/15	64	Miranda, Jose	IF	Placed on 10-day Injured List.
	38	Wallner, Matt	OF	Recalled from Triple-A St. Paul.
7/24	25	Buxton, Byron	DH	Placed on Paternity List.
	9	Larnach, Trevor	OF	Recalled from Triple-A St. Paul.
7/25	62	Ortega, Oliver	RHP	Optioned to Triple-A St. Paul.
7/26	74	Winder, Josh	RHP	Recalled from Triple-A St. Paul.
	58	Floro, Dylan	RHP	Acquired via trade from MIA in exchange for RHP Jorge López.
	9	Larnach, Trevor	OF	Optioned to Triple-A St. Paul.
7/27	25	Buxton, Byron	DH	Reinstated from Paternity List.
7/28	77	Sands, Cole	RHP	Optioned to Triple-A St. Paul.
	11	Polanco, Jorge	IF	Returned from rehab, reinstated from 10-day Injured List.
7/30	19	Kiriloff, Alex	OF/1B	Placed on 10-day Injured List.
	56	Thielbar, Caleb	LHP	Returned from rehab, reinstated from 15-day Injured List.
8/3	41	Ryan, Joe	RHP	Placed on 15-day Injured List.
	87	De León, José	RHP	Transferred to 60-day Injured List.
	60	Keuchel, Dallas	LHP	Contract selected from Triple-A St. Paul.
8/4	61	Stewart, Brock	RHP	Transferred to 60-day Injured List.
	25	Buxton, Byron	DH	Placed on 10-day Injured List.
	16	Luplow, Jordan	OF/1B	Claimed off waivers from TOR, placed on major league roster.
8/6	71	Moran, Jovani	LHP	Optioned to Triple-A St. Paul.
	53	Headrick, Brent	LHP	Recalled from Triple-A St. Paul.
8/12	53	Headrick, Brent	LHP	Optioned to Triple-A St. Paul.
	77	Sands, Cole	RHP	Recalled from Triple-A St. Paul.
8/15	50	Castro, Willi	UTL	Placed on 10-day Injured List.
	23	Lewis, Royce	IF	Returned from rehab, reinstated from 10-day Injured List.
8/20	81	Balazovic, Jordan	RHP	Optioned to Triple-A St. Paul.
	62	Ortega, Oliver	RHP	Recalled from Triple-A St. Paul.
8/24	62	Ortega, Oliver	RHP	Placed on 15-day Injured List.
	81	Balazovic, Jordan	RHP	Recalled from Triple-A St. Paul.
8/26	81	Balazovic, Jordan	RHP	Optioned to Triple-A St. Paul.
	41	Ryan, Joe	RHP	Returned from rehab, reinstated from 15-day Injured List.
8/28	62	Ortega, Oliver	RHP	Transferred to 60-day Injured List.
	17	Ober, Bailey	RHP	Optioned to Triple-A St. Paul.
	55	Funderburk, Kody	LHP	Contract selected from Triple-A St. Paul.
9/1	64	Miranda, Jose	IF	Transferred to 60-day Injured List.
	53	Headrick, Brent	LHP	Recalled from Triple-A St. Paul.
	45	Stevenson, Andrew	OF	Contract selected from Triple-A St. Paul.
9/3	2	Taylor, Michael A.	OF	Placed on 10-day Injured List.
	50	Castro, Willi	UTL	Returned from rehab, reinstated from 10-day Injured List.
9/4	77	Sands, Cole	RHP	Optioned to Triple-A St. Paul.
	37	Varland, Louie	RHP	Recalled from Triple-A St. Paul.
9/8	13	Gallo, Joey	OF/1B	Placed on 10-day Injured List.
	19	Kiriloff, Alex	OF/1B	Returned from rehab, reinstated from 10-day Injured List.
9/10	11	Polanco, Jorge	IF	Placed on Bereavement List.
	21	Celestino, Gilberto	OF	Recalled from Triple-A St. Paul.
9/13	21	Celestino, Gilberto	OF	Optioned to Triple-A St. Paul.
	11	Polanco, Jorge	IF	Reinstated from Bereavement List.
9/15	53	Headrick, Brent	LHP	Optioned to Triple-A St. Paul.
	17	Ober, Bailey	RHP	Recalled from Triple-A St. Paul.
9/18	2	Taylor, Michael A.	OF	Reinstated from 10-day Injured List.
9/20	4	Correa, Carlos	SS	Placed on 10-day Injured List.
	9	Larnach, Trevor	OF	Recalled from Triple-A St. Paul.
	16	Luplow, Jordan	OF/1B	Optioned to Triple-A St. Paul.
9/22	23	Lewis, Royce	IF	Placed on 10-day Injured List.
	16	Luplow, Jordan	OF/1B	Recalled from Triple-A St. Paul.
9/24	74	Winder, Josh	RHP	Optioned to Triple-A St. Paul.
	71	Moran, Jovani	LHP	Recalled from Triple-A St. Paul, placed on 60-day Injured List.
	20	Paddack, Chris	RHP	Returned from rehab, reinstated from 60-day Injured List.
9/26	58	Floro, Dylan	RHP	Designated for release or assignment.
	61	Stewart, Brock	RHP	Returned from rehab, reinstated from 60-day Injured List.

NOTE: Includes transactions during 2023 regular season.

FINAL STANDINGS 2023

AMERICAN LEAGUE

EAST DIVISION	WON	LOST	PCT.	GB	HOME	ROAD
X-BALTIMORE ORIOLES	101	61	.623	--	49-32	52-29
Y-TAMPA BAY	99	63	.611	2.0	53-28	46-35
Y-TORONTO	89	73	.549	12.0	43-38	46-35
NY YANKEES	82	80	.506	19.0	42-39	40-41
BOSTON	78	84	.481	23.0	39-42	39-42
CENTRAL DIVISION	WON	LOST	PCT.	GB	HOME	ROAD
X-MINNESOTA	87	75	.537	--	47-34	40-41
DETROIT	78	84	.481	9.0	37-44	41-40
CLEVELAND	76	86	.469	11.0	42-39	34-47
CHICAGO WHITE SOX	61	101	.377	26.0	31-50	31-51
KANSAS CITY	56	106	.346	31.0	33-48	23-58
WEST DIVISION	WON	LOST	PCT.	GB	HOME	ROAD
X-HOUSTON	90	72	.556	--	39-42	51-30
Y-TEXAS	90	72	.556	--	50-31	40-41
SEATTLE	88	74	.543	2.0	45-36	43-38
LOS ANGELES	73	89	.451	17.0	38-43	35-46
OAKLAND	50	112	.309	40.0	26-55	24-57

NATIONAL LEAGUE

EAST DIVISION	WON	LOST	PCT.	GB	HOME	ROAD
X-ATLANTA	104	58	.642	--	52-29	52-29
Y-PHILADELPHIA	90	72	.556	14.0	49-32	41-40
Y-MIAMI	84	77	.522	19.5	46-35	38-42
NY METS	74	87	.460	29.5	42-38	32-49
WASHINGTON	71	91	.438	33.0	34-47	37-44
CENTRAL DIVISION	WON	LOST	PCT.	GB	HOME	ROAD
X-MILWAUKEE	92	70	.568	--	49-32	43-38
CHICAGO CUBS	83	79	.512	9.0	45-36	38-43
CINCINNATI	82	80	.506	10.0	38-43	44-37
PITTSBURGH	76	86	.469	16.0	39-42	37-44
ST. LOUIS	71	91	.438	21.0	35-46	36-45
WEST DIVISION	WON	LOST	PCT.	GB	HOME	ROAD
X-LOS ANGELES DODGERS	100	62	.617	-	53-28	47-34
Y-ARIZONA	84	78	.519	16.0	43-38	41-40
SAN DIEGO	82	80	.506	18.0	44-37	38-43
SAN FRANCISCO	79	83	.488	21.0	45-36	34-47
COLORADO	59	103	.364	41.0	37-44	22-59

X-DIVISION CHAMPION

Y-WILD CARD

2023 POSTSEASON RESULTS

AL WILD CARD SERIES (3 GM SERIES): Minnesota defeated Toronto, 2-0
AL WILD CARD SERIES (3 GM SERIES): Texas defeated Tampa Bay, 2-0
NL WILD CARD SERIES (3 GM SERIES): Arizona defeated Milwaukee, 2-0
NL WILD CARD SERIES (3 GM SERIES): Philadelphia defeated Miami, 2-0
AL DIVISION SERIES (5 GM SERIES): Houston defeated Minnesota, 3-1
AL DIVISION SERIES (5 GM SERIES): Texas defeated Baltimore, 3-0
NL DIVISION SERIES (5 GM SERIES): Arizona defeated Los Angeles, 3-0
NL DIVISION SERIES (5 GM SERIES): Philadelphia defeated Atlanta, 3-1
AL CHAMPIONSHIP SERIES (7 GM SERIES): Texas defeated Houston, 4-3
NL CHAMPIONSHIP SERIES (7 GM SERIES): Arizona defeated Philadelphia, 4-3
WORLD SERIES (7 GM SERIES): Texas defeated Arizona, 4-1

MISCELLANEOUS BATTING DATA 2023

2023 DESIGNATED HITTERS

PLAYER	AB	H	2B	3B	HR	RBI	BB	SO	AVG	OBP	SLG
Buxton, B	299	62	17	1	17	42	35	106	.207	.295	.441
Gallo, J	4	0	0	0	0	0	0	3	.000	.200	.000
Jeffers, R	19	2	0	0	1	3	3	9	.105	.250	.263
Julien, E	87	19	5	0	3	6	21	39	.218	.370	.379
Kepler, M	7	1	0	0	0	0	0	1	.143	.143	.143
Kirilloff, A	7	5	1	0	2	2	3	0	.714	.818	1.714
Larnach, T	9	2	1	0	1	5	0	2	.222	.222	.667
Lewis, R	33	6	0	0	3	9	3	12	.182	.250	.455
Luplow, J	2	0	0	0	0	0	2	0	.000	.600	.000
Miranda, J	10	4	0	0	2	3	0	1	.400	.455	1.000
Polanco, J	48	14	5	0	3	10	5	17	.292	.345	.583
Solano, D	36	10	3	0	1	2	5	7	.278	.381	.444
Taylor, M	3	0	0	0	0	0	1	1	.000	.250	.000
Vázquez, C	5	0	0	0	0	0	0	2	.000	.000	.000
Wallner, M	26	3	1	0	1	2	4	15	.115	.303	.269
TEAM	595	128	33	1	34	84	82	215	.215	.320	.445

2023 PINCH HITTERS

PLAYER	AB	H	2B	3B	HR	RBI	BB	SO	AVG	OBP	SLG
Byron Buxton	5	1	0	0	0	0	0	3	.200	.200	.200
Willi Castro	12	2	1	0	0	1	0	4	.167	.167	.250
Kyle Farmer	15	2	2	0	0	3	2	7	.133	.211	.267
Joey Gallo	11	2	0	0	1	2	2	7	.182	.308	.455
Kyle Garlick	6	0	0	0	0	0	0	3	.000	.000	.000
Nick Gordon	10	3	0	0	1	1	0	2	.300	.300	.600
Ryan Jeffers	6	5	1	0	2	3	1	1	.833	.875	2.000
Edouard Julien	14	3	1	0	1	2	0	7	.214	.214	.500
Max Kepler	12	3	0	1	0	3	1	4	.250	.308	.417
Alex Kirilloff	11	3	1	0	0	2	1	2	.273	.333	.364
Trevor Larnach	8	2	1	0	1	2	0	2	.250	.250	.750
Royce Lewis	2	0	0	0	0	0	0	2	.000	.000	.000
Jordan Luplow	10	2	0	0	1	2	4	6	.200	.429	.500
Jose Miranda	1	0	0	0	0	0	0	1	.000	.000	.000
Jorge Polanco	0	0	0	0	0	0	2	0	.000	1.000	.000
Donovan Solano	29	8	1	0	0	5	3	8	.276	.333	.310
Andrew Stevenson	2	1	0	0	0	0	1	1	.500	.667	.500
Michael A. Taylor	1	0	0	0	0	0	0	0	.000	.000	.000
Christian Vázquez	4	0	0	0	0	0	0	2	.000	.000	.000
Matt Wallner	3	0	0	0	0	0	0	2	.000	.400	.000
TEAM	162	37	8	1	7	26	17	64	.228	.308	.420

TWINS ALL-TIME PINCH-HIT LEADERS

PLAYER	PINCH-HITS	YEARS	PLAYER	PINCH-HITS	YEARS
Randy Bush	74	1982-93 (12)	Don Mincher	25	1961-66 (6)
Chip Hale	51	1989-96 (5)	Glenn Adams	24	1977-81 (5)
Rich Reese	42	1964-73 (10)	Bob Allison	24	1961-70 (10)
Jose M. Morales	36	1978-80 (3)	Steve Braun	24	1971-76 (6)
Tony Oliva	32	1962-76 (15)	Craig Kusick	24	1973-79 (7)
Frank Kostro	26	1964-65, 67-69 (5)	Rich Rollins	24	1961-68 (8)
Denny Hocking	25	1993-2003 (11)	Gene Larkin	23	1987-93 (7)

MISCELLANEOUS FIGURES 2023

TWINS AT A GLANCE IN 2023

Record:.....	87-75	Tied after 7/8 inn.:.....	8-7/11-11
Home Record:.....	47-34	Extra-innings:.....	12-8
Road Record:.....	40-41	1-run games:.....	19-27
Record in series:.....	27-19-5	When Twins score 4+:.....	71-24
Record in home series:.....	15-8-3	When Twins score 3-:.....	16-51
Record in road series:.....	13-11-2	Twins out-hit opp.:.....	58-14
Series Openers:.....	31-21	Opp. out-hit Twins:.....	20-55
Series Finales:.....	23-29	Twins/Opp. have = hits:.....	9-6
Rubber Games:.....	10-9	Run Differential:.....	+119 (778-659)
Sweeps/Swept:.....	6/5	Twins get Quality Start:.....	50-26
March/April:.....	17-12	Twins starter goes 6+ IP:.....	53-32
May:.....	12-15	Most games over .500:.....	13 (87-74), 9/30
June:.....	12-15	Most games under .500: ..2 (40-42), 2x, last 6/30	
July:.....	13-11	Longest win-streak:.....	5, 8/3-7
August:.....	15-12	Longest losing-streak:.....	5, 2x, last 7/25-30
September/October:.....	18-10	Twins get 10+ hits:.....	47-12
Day Games:.....	34-35	Days in First Place.....	176
Night Games:.....	53-40	Days in Second Place.....	10
vs. American League East:.....	13-19	Days in Third Place.....	
vs. American League Central:.....	29-23	Days in Fourth Place.....	
vs. American League West:.....	20-12	Days in Fifth Place.....	
vs. National League:.....	25-21	Walk-Off W/L:.....	10/8
Games vs. LH Starter:.....	21-17	Shutouts W/L:.....	12/11
Games vs. RH Starter:.....	66-58	CG (Twins):.....	2x, last López, 7/5 vs. KC
Twins score first:.....	56-25	Average Time of Game (Twins):.....	2:42
Opponent scores first:.....	31-50	Attendance High:.....	38,465, 4/8 vs. HOU
Come-from-behind wins:.....	42	Attendance Total:.....	1,974,124
Leading after 7/8 inn.:.....	68-8/71-1	Attendance Average:.....	24,372
Trailing after 7/8 inn.:.....	11-60/5-63		

TWINS PACESETTERS OF 2023

BATTING

Average:	Lewis, .309	RBI:	Kepler, 66	Walks:	Julien, 64
Runs:	Kepler, 72	Total Bases:	Kepler, 212	Strikeouts:	Gallo, 142 (282 AB)
Hits:	Correa, 118	Slugging Pct.:	Lewis, .548	Fewest SO:	Lewis, 55 (217 AB)
Bunt Hits:	Castro, 6	On-Base Pct.:	Julien, .381	GIDP:	Correa, 30 (514 AB)
Singles:	Solano, 79	Games:	Correa, 135	Fewest GIDP:	Wallner, 1 (254 AB)
Doubles:	Correa, 29	At-Bats:	Correa, 514	Sacrifice Bunts:	Jeffers, 4
Triples:	Castro, 5	Stolen Bases:	Castro, 33	Sacrifice Flies:	Buxton/Kepler, 4
Home runs:	Kepler, 24	SB Pct.:	Buxton/Julien/Kirilloff/Polanco/Vázquez, 100.0	Hit-by-Pitch:	Solano, 15

PITCHING

ERA:	Gray, 2.79	Shutouts:	P. López/Ryan, 1	Earned Runs:	Ryan, 81
Wins:	Ryan/P. López, 11	Innings Pitched:	P. López, 194.0	Walks:	Gray, 55
Win Percentage:	P. López, .579 (11-8)	Relief App.:	Jax, 71	Intentional Walks:	Duran, 5
Losses:	Jax/Ryan, 10	Games Finished:	Duran, 41	Strikeouts:	P. López, 234
Saves:	Duran, 27	Hits:	P. López, 176	Hit Batsmen:	P. López, 9
Games:	Jax, 71	BA Against:	Gray, .226	Wild Pitches:	Duran, 8
Games Started:	Gray/P. López, 32	Home Runs:	Ryan, 32	Balks:	Gray, 1
Complete Games:	P. López/Ryan, 1	Runs:	Ryan, 83	Pickoffs:	P. López, 4

Hitting qualifications based on minimum of 200 at-bats

Pitching qualifications and rate stats based on minimum of 100.0 inning pitched

DID YOU Know?

...the longest home run ever hit by a Twin was estimated at 520 feet. Harmon Killebrew crushed the three-run blast off California righty Lew Burdette, which landed in the sixth row of the upper deck at Metropolitan Stadium on June 3, 1967. The ball cracked the seat, and was later painted orange to commemorate the event. The seat is now located in the Mall of America — the former site of “Met” Stadium — bolted to a wall in the amusement park, marking the height and position where the ball would have landed in the upper deck.



**PROUD TO BE THE
OFFICIAL AIRLINE OF THE
MINNESOTA TWINS.**



OPPONENTS



MAJOR LEAGUE BASEBALL



Rob Manfred succeeded Bud Selig as Commissioner on January 25, 2015.

1271 Avenue of the Americas
New York, NY 10020
(212) 931-7800
FAX: (212) 949-5654
www.MLB.com



OFFICE OF THE COMMISSIONER

EXECUTIVES

Rob Manfred	Commissioner of Baseball
Allan H. (Bud) Selig	Commissioner Emeritus
Pat Courtney	Chief Communications Officer
Noah Garden	Deputy Commissioner, Business & Media
Dan Halem	Deputy Commissioner, Baseball Administration and Chief Legal Officer
Chris Marinak	Chief Operations & Strategy Officer
Tony Reagins	Chief Baseball Development Officer
Bob Starkey	Chief Financial Officer & Senior Advisor
Karin Timpone	Executive Vice President, Chief Marketing Officer
Lara Pitaro Wisch	Executive Vice President & General Counsel

COMMUNICATIONS

(212) 931-7878; FAX (212) 949-5654

Chief Communications Officer	Pat Courtney
Senior Vice President, Communications	Matt Bourne
Vice President, Communications	John Blundell, Mike Teevan
Vice President, Corporate Communications	Steve Archo
Senior Director, Business Communications	Ileana Peña
Director, Communications	Donald Muller
Director, Business & Technology Communications	David Hochman
Senior Manager, Communications	Yolayna Alvarez
Senior Manager, Communications, Minor League Baseball	Jeff Lantz
Senior Coordinator, Corporate Communications	Abigail Goodman
Senior Coordinator, Business & Technology Communications	Jenn Alvarez
Senior Coordinator, Communications	Julie Lopez
Coordinator, Communications	JJ Michalski
Special Projects Coordinator	Abigail Ankamah
Executive Assistant, Communications	Ginger Dillon
Official Historian	John Thorn

BROADCASTING

Executive Vice President, Media and Business Development	Kenny Gersh
Senior Vice President, Content Distribution	Josh Clark
Senior Vice President, Broadcast Products & Services	Ryan Zander
Vice President, Broadcasting & Scheduling	Chuck Torres
Director, International Programming & Operations	Daryl Martins
Director, Broadcasting	Dewey Gong
Senior Manager, Broadcasting and Scheduling	Paul Koehler

LABOR RELATIONS

Senior Vice President, Deputy General Counsel, Labor Relations	Patrick Houlihan
Vice President, Drug, Health & Safety Programs	Jon Coyles
Vice President & Deputy General Counsel	Kasey Sanossian
Director, Drug, Health & Safety Programs	Lindsey Ingraham
Senior Counsel	Vanish Grover, Justin Wiley
Senior Coordinator, Drug, Health & Safety Programs	Isabel Caro
Coordinator, Drug, Health & Safety Programs	Mary Ney



CHICAGO WHITE SOX

333 West 35th St., Chicago, IL 60616
(312) 674-1000

SERIES RESULTS, LAST 20 YEARS

YEAR	HOME	ROAD	TOTALS
2004	4-6	6-3	10-9
2005	3-6	4-5	7-11
2006	5-5	5-4	10-9
2007	5-4	4-5	9-9
2008	8-1	2-8	10-9
2009	7-2	5-4	12-6
2010	6-3	7-2	13-5
2011	3-6	6-3	9-9
2012	2-7	2-7	4-14
2013	5-5	6-3	11-8
2014	6-4	4-5	10-9
2015	8-2	5-4	13-6
2016	4-6	3-6	7-12
2017	6-3	6-4	12-7
2018	7-3	5-4	12-7
2019	6-3	7-3	13-6
2020	2-1	3-4	5-5
2021	4-5	2-8	6-13
2022	6-4	4-5	10-9
2023	5-1	4-3	9-4
SINCE '61	285-212-2	243-257-1	528-469-3

Stadium (Capacity)..... Guaranteed Rate Field (40,615), opened 1991
Dimensions (L-C-R)..... 330-400-335

Chairman..... Jerry Reinsdorf
Senior Vice President, General Manager..... Chris Getz
Field Manager..... Pedro Griffol (2nd season w/CWS)
Senior Director, Media Relations..... Bob Beghtol
Assistant Director, Media Relations..... Ray Garcia

2023 Record..... 61-101, fourth place AL Central

2023 Twins vs. Chicago

4/10.....CWS.....L.....3-4	9/15.....at CWS.....W.....10-2
4/11.....CWS.....W.....4-3	9/16.....at CWS.....L.....6-7
4/12.....CWS.....W.....3-1	9/17.....at CWS.....W.....4-0
5/2.....at CWS.....L.....2-3	
5/3.....at CWS.....L.....4-6	
5/4.....at CWS.....W.....7-3	
7/21.....CWS.....W.....9-4	
7/22.....CWS.....W.....3-2	
7/23.....at CWS.....W.....5-4	
9/14.....at CWS.....W.....10-2	

Last Minnesota Sweep at MIN at CWS
3-Game July 21-23, 2023 August 27-29, 2019
4-Game Sept. 28-Sept. 30, 2018 June 22-24, 1979
Last Chicago Sweep at MIN at CWS
3-Game April 11-14, 2016 June 29-July 1, 2021
4-Game Never June 6-9, 2008

Won-Lost Record at Stadium

Metropolitan Stadium (1961-1981)..... 101-70-2
Metrodome (1982-2009)..... 114-89
Target Field (2010-present)..... 70-53
Comiskey Park (1961-1990)..... 117-114
Milwaukee County Stadium (1968-1969)..... 2-0
Guaranteed Rate Field (1991-present).... 124-143-1



CLEVELAND GUARDIANS

2401 Ontario St., Cleveland, OH 44115
(216) 420-4200

SERIES RESULTS, LAST 20 YEARS

YEAR	HOME	ROAD	TOTALS
2004	7-2	5-5	12-7
2005	5-4	4-6	9-10
2006	6-3	5-5	11-8
2007	2-7	2-7	4-14
2008	7-2	3-6	10-8
2009	6-3	4-5	10-8
2010	6-3	6-3	12-6
2011	4-5	3-6	7-11
2012	6-3	6-3	12-6
2013	3-7	3-6	6-13
2014	4-5	4-6	8-11
2015	6-3	6-4	12-7
2016	4-5	5-5	9-10
2017	1-9	6-3	7-12
2018	5-4	4-6	9-10
2019	4-6	5-4	9-10
2020	6-1	1-2	7-3
2021	5-4	6-4	11-8
2022	3-6	3-7	6-13
2023	3-4	3-3	6-7
SINCE '61	244-224-1	207-257	451-481-1

Stadium (Capacity)..... Progressive Field (34,830), opened 1994
Dimensions (L-C-R)..... 325-405-325

Chairman & Chief Executive Officer..... Paul J. Dolan
President, Baseball Operations..... Chris Antonetti
General Manager..... Mike Chernoff
Field Manager..... Stephen Vogt (1st season)
Director, Baseball Information & Player Relations..... Bart Swain
Director, Communications & Player Relations..... Court Berry-Tripp
Assistant Director, Communications..... Austin Controulis

2023 Record..... 76-86, third place AL Central

2023 Twins vs. Cleveland

5/5.....at CLE.....W.....2-0	9/4.....at CLE.....W.....20-6
5/6.....at CLE.....L.....3-4	9/5.....at CLE.....W.....8-3
5/7.....at CLE.....L.....0-2	9/6.....at CLE.....L.....1-2
6/1.....CLE.....W.....7-6	
6/2.....CLE.....W.....1-0	
6/3.....CLE.....L.....2-4	
6/4.....CLE.....L.....1-2	
8/28.....CLE.....W.....10-6	
8/29.....CLE.....L.....2-4	
8/30.....CLE.....L.....2-5	

Last Minnesota Sweep at MIN at CLE
3-Game September 9-11, 2022 June 23-25, 2017
4-Game June 7-10, 1991 Never
Last Cleveland Sweep at MIN at CLE
3-Game September 9-11, 2022 August 29-31, 2016
4-Game June 16-18, 2017 April 8-11, 2002

Won-Lost Record at Stadium

Metropolitan Stadium (1961-1981)..... 75-70-1
Metrodome (1982-2009)..... 109-89
Target Field (2010-present)..... 59-64
Hiram Bithorn Stadium (2018)..... 1-1
Cleveland Stadium (1961-1993)..... 96-116
Progressive Field (1994-present)..... 111-141



DETROIT TIGERS

2100 Woodward Ave., Detroit, MI 48201
(313) 471-2000

SERIES RESULTS, LAST 20 YEARS

Stadium (Capacity)..... Comerica Park (41,083), opened 2000
Dimensions (L-C-R)..... 342-412-330

President and CEO, Iltich Holdings Inc./Chairman and CEO, Detroit Tigers... Christopher Iltich
President, Baseball Operations..... Scott Harris
Field Manager..... A.J. Hinch (4th season w/DET)
Senior Vice President, Communications & Broadcasting..... Ron Colangelo
Director, Media Relations..... Chad Crunk

2023 Record..... 78-84, second place AL Central

2023 Twins vs. Detroit

6/15.....DET.....L.....4-8	8/10.....at DET.....L.....0-3
6/16.....DET.....L.....1-7	8/15.....DET.....W.....5-3
6/17.....DET.....W.....2-0	8/16.....DET.....L.....7-8
6/18.....DET.....L.....4-6	
6/23.....at DET.....W.....4-1	
6/24.....at DET.....L.....2-3	
6/25.....at DET.....W.....6-3	
8/7.....at DET.....W.....9-3	
8/8.....at DET.....L.....0-6	
8/9.....at DET.....L.....5-9	

Last Minnesota Sweep..... **at MIN**..... **at DET**
3-Game..... April 26-28, 2022..... September 24-26, 2019
4-Game..... July 8-11, 2021..... September 21-24, 2017

Last Detroit Sweep..... **at MIN**..... **at DET**
3-Game..... September 20-22, 2016..... July 17-18, 2021
4-Game..... Never..... May 27-29, 1983

YEAR	HOME	ROAD	TOTALS
2004	5-5	7-2	12-7
2005	7-2	4-6	11-8
2006	6-4	2-7	8-11
2007	1-8	5-4	6-12
2008	6-3	5-4	11-7
2009	8-2	4-5	12-7
2010	7-2	2-7	9-9
2011	2-7	2-7	4-14
2012	2-7	6-3	8-10
2013	4-5	4-6	8-11
2014	5-4	5-5	10-9
2015	5-5	3-6	8-11
2016	0-9	4-6	4-15
2017	4-5	7-3	11-8
2018	7-3	5-4	12-7
2019	6-3	8-2	14-5
2020	6-1*	0-3	6-4
2021	7-3	4-5	11-8
2022	7-2	4-6	11-8
2023	2-4	3-4	5-8
SINCE '61	259-210*	232-233-1	491-443-1

*Home record includes 1-0 as visiting team in home ballpark...Twins were visitors as part of doubleheader

Won-Lost Record at Stadium

Metropolitan Stadium (1961-1981)..... 81-67
Metrodome (1982-2009)..... 114-83
Target Field (2010-present)..... 64-60
Tiger Stadium (1961-1999)..... 127-125-1
Comerica Park (2000-present)..... 105-108

OPPONENTS



P.O. Box 288, Houston, TX 77001-0288
(713) 259-8900

HOUSTON ASTROS

ALL-TIME SERIES RESULTS

Stadium (Capacity)..... Minute Maid Park (41,168), opened 2000
Dimensions (L-C-R)..... 315-409-326

Owner and Chairman..... Jim Crane
General Manager..... Dana Brown
Field Manager..... Joe Espada (1st season)
Vice President, Communications..... Gene Dias
Director, Communications..... Steve Grande

2023 Record..... 90-72, first place AL West

2023 Twins vs. Houston

4/7.....HOU.....W.....3-2	5/29.....at HOU.....W.....7-5
4/8.....HOU.....W.....9-6	5/30.....at HOU.....L.....1-5
4/9.....HOU.....L.....1-5	5/31.....at HOU.....W.....8-2

YEAR	HOME	ROAD	TOTALS
1997	--	2-1	2-1
1998	--	1-1	1-1
1999	1-2	--	1-2
2000	--	2-1	2-1
2001	2-1	--	2-1
2006	--	2-1	2-1
2009	1-2	--	1-2
2013	3-0	2-1	5-1
2014	1-2	2-1	3-3
2015	2-1	1-2	3-3
2016	1-3	1-2	2-5
2017	0-3	1-2	1-5
2018	2-1	0-3	2-4
2019	3-1	1-2	4-3
2021	1-2	3-1	4-3
2022	0-3	0-3	0-6
2023	2-1	2-1	4-2
ALL-TIME	19-22	20-22	39-44

Won-Lost Record at Stadium

Metrodome (1999-2009)..... 4-5
Target Field (2013-present)..... 15-17
Astrodome (1997-1999)..... 5-3
Minute Maid Park (2000-present)..... 17-20

Last Minnesota Sweep..... **at MIN**..... **at HOU**
3-Game..... August 2-4, 2013..... Never
4-Game..... Never..... Never

Last Houston Sweep..... **at MIN**..... **at HOU**
3-Game..... May 10-12, 2022..... August 23-25, 2022
4-Game..... Never..... Never



KANSAS CITY ROYALS

One Royal Way, Kansas City, MO 64129
(816) 921-8000

Stadium (Capacity)..... Kauffman Stadium (37,903), opened 1973
Dimensions (L-C-R)..... 330-410-330

Chairman and CEO..... John Sherman
Executive Vice President/General Manager..... J.J. Picollo
Field Manager..... Matt Quattraro (2nd season w/KC)
Vice President, Communications..... Sam Mellinger
Director, Media Relations..... Nick Kappel

2023 Record..... 56-106, fifth place AL Central

2023 Twins vs. Kansas City

3/30.....at KC.....W.....2-0	7/28.....at KC.....L.....5-8
4/1.....at KC.....W.....2-0	7/29.....at KC.....L.....7-10
4/2.....at KC.....W.....7-4	7/30.....at KC.....L.....1-2
4/27.....KC.....W.....7-1	
4/28.....KC.....W.....8-6	
4/29.....KC.....L.....2-3	
4/30.....KC.....W.....8-4	
7/3.....KC.....W.....8-4	
7/4.....KC.....W.....9-3	
7/5.....KC.....W.....5-0	

Last Minnesota Sweep..... at MIN..... at KC
3-Game..... July 3-5, 2023..... March 30-April 2, 2023
4-Game..... June 29-July 2, 1970..... June 2-5, 2011

Last Kansas City Sweep..... at MIN..... at KC
3-Game..... October 2-4, 2015..... July 28-30, 2023
4-Game..... May 7-10, 1999..... August 18-21, 2016

SERIES RESULTS, LAST 20 YEARS

YEAR	HOME	ROAD	TOTALS
2004	8-1	4-6	12-7
2005	6-3	7-3	13-6
2006	5-4	7-3	12-7
2007	5-4	4-5	9-9
2008	5-4	7-2	12-6
2009	5-4	7-2	12-6
2010	7-2	6-3	13-5
2011	6-3	4-5	10-8
2012	5-4	6-3	11-7
2013	2-8	2-7	4-15
2014	5-5	3-6	8-11
2015	2-7	5-5	7-12
2016	3-6	1-9	4-15
2017	6-3	5-5	11-8
2018	7-2	2-8	9-10
2019	8-2	6-3	14-5
2020	3-1	2-4	5-5
2021	4-5	5-5	9-10
2022	8-2	4-5	12-7
2023	6-1	3-3	9-4
SINCE '61	244-188	209-229	453-414

Won-Lost Record at Stadium

Metropolitan Stadium (1969-1981)..... 59-47
Metrodome (1982-2009)..... 113-90
Target Field (2010-present)..... 72-51
Municipal Stadium (1969-1972)..... 17-19
Kauffman Stadium (1973-present)..... 192-210



LOS ANGELES ANGELS

2000 Gene Autry Way, Anaheim, CA 92806
(714) 940-2000

Stadium (Capacity)..... Angel Stadium (45,603), opened 1966
Dimensions (L-C-R)..... 347-396-348

Owners..... Arte & Carole Moreno
President..... John Carpino
General Manager..... Perry Minasian
Field Manager..... Ron Washington (1st season)
Senior Director, Communications..... Adam Chodzko
Senior Manager, Communications..... Matt Birch

2023 Record..... 73-89, fourth place AL West

2023 Twins vs. Los Angeles

5/19.....at LAA.....L.....4-5	9/22.....LAA.....W.....8-6
5/20.....at LAA.....W.....6-2	9/23.....LAA.....L.....0-1
5/21.....at LAA.....L.....2-4	9/24.....LAA.....W.....9-3

Last Minnesota Sweep..... at MIN..... at LAA
3-Game..... April 15-17, 2016..... May 20-23, 2019
4-Game..... September 27-30, 1993..... September 22-25, 1988

Last Los Angeles Sweep..... at MIN..... at LAA
3-Game..... July 31-August 2, 2009..... June 24-26, 2014
4-Game..... September 4-7, 2014..... Never

SERIES RESULTS, LAST 20 YEARS

YEAR	HOME	ROAD	TOTALS
2003	2-1	2-4	4-5
2004	3-3	1-2	4-5
2005	3-4	1-2	4-6
2006	1-2	1-2	2-4
2007	2-1	1-5	3-6
2008	1-3	2-2	3-5
2009	3-3	1-3	4-6
2010	2-1	3-1	5-2
2011	1-2	2-4	3-6
2012	3-3	0-3	3-6
2013	3-0	2-1	5-1
2014	0-4	0-3	0-7
2015	1-3	1-2	2-5
2016	3-0	1-2	4-2
2017	2-1	3-1	5-2
2018	1-2	2-2	3-4
2019	2-1	3-0	5-1
2021	1-3	1-2	2-5
2022	1-2	1-2	2-4
2023	2-1	1-2	3-3
SINCE '61	180-195	177-193	357-387

Won-Lost Record at Stadium

Metropolitan Stadium (1961-1981)..... 83-89
Metrodome (1982-2009)..... 75-82
Target Field (2010-present)..... 22-23
Wrigley Field (1961)..... 4-5
Dodger Stadium (1962-1965)..... 19-17
Angel Stadium (1966-present)..... 154-171



NEW YORK YANKEES

One East 161st St., Bronx, NY 10451
(718) 293-4300

Stadium (Capacity)..... Yankee Stadium (46,537), opened 2009
Dimensions (L-C-R)..... 318-408-314

Managing General Partner/Chairperson Harold Z. Steinbrenner
General Partner/Vice Chairperson Jennifer Steinbrenner Swindal/Jessica Steinbrenner
President Randy Levine, Esq.
Senior Vice President/General Manager Brian Cashman
Field Manager Aaron Boone (7th season w/NYY)
Vice President, Communications & Media Relations Jason Zillo
Senior Director, Communications & Media Relations Michael Margolis

2023 Record 82-80, fourth place AL East

2023 Twins vs. New York

4/13 at NYY W 11-2	4/24 NYY W 6-1
4/14 at NYY W 4-3	4/25 NYY W 6-2
4/15 at NYY L 1-6	4/26 NYY L 6-12
4/16 at NYY L 0-2	

Last Minnesota Sweep at MIN at NYY
3-Game September 6-8, 1991 August 9-11, 1968
4-Game July 3-5, 1967 Never

Last New York Sweep at MIN at NYY
3-Game July 7-9, 2009 August 19-21, 2021
4-Game July 1-4, 2013 April 23-26, 2018

SERIES RESULTS, LAST 20 YEARS

YEAR	HOME	ROAD	TOTALS
2003	0-4	0-3	0-7
2004	2-1	0-3	2-4
2005	2-1	1-2	3-3
2006	2-1	1-2	3-3
2007	1-2	1-3	2-5
2008	4-3	0-3	4-6
2009	0-3	0-4	0-7
2010	1-2	1-2	2-4
2011	1-3	1-3	2-6
2012	1-2	2-2	3-4
2013	0-4	2-1	2-5
2014	1-3	2-1	3-4
2015	1-2	0-3	1-5
2016	1-3	1-2	2-5
2017	2-1	0-3	2-4
2018	2-1	0-4	2-5
2019	1-2	1-2	2-4
2021	1-2	0-4	1-6
2022	1-2	1-3	2-5
2023	2-1	2-2	4-3
SINCE '61	148-182	120-202-1	268-384-1

Won-Lost Record at Stadium

Metropolitan Stadium (1961-1981) 69-77
Metrodome (1982-2009) 64-77
Target Field (2010-present) 15-28
Yankee Stadium I (1961-73;76-08) 103-159-1
Shea Stadium (1974-1975) 4-7
Yankee Stadium II (2009-present) 13-36

OPPONENTS



OAKLAND ATHLETICS

7000 Coliseum Way, Oakland, CA 94621
(510) 638-4900

Stadium (Capacity)..... Oakland Coliseum (46,847), opened 1966
Dimensions (L-C-R)..... 330-400-330

Owner/Managing Partner John Fisher
President Dave Kaval
Senior Advisor to the Managing Partner Billy Beane
General Manager David Forst
Field Manager Mark Kotsay (3rd season w/OAK)
Director, Baseball Communications Mark Ling
Manager, Baseball Information Mike Selleck
Manager, Baseball Communications Olivia Hummer

2023 Record 50-112, fifth place AL West

2023 Twins vs. Oakland

7/14 at OAK W 5-4	9/26 OAK W 11-3
7/15 at OAK W 10-7	9/27 OAK W 6-4
7/16 at OAK W 5-4	9/28 OAK L 1-2

Last Minnesota Sweep at MIN at OAK
3-Game May 6-8, 2022 July 14-16, 2023
4-Game July 12-15, 2007 August 13-15, 1993

Last Oakland Sweep at MIN at OAK
3-Game April 7-10, 2014 April 20-21, 2021
4-Game April 9-12, 1981 September 19-22, 2013

SERIES RESULTS, LAST 20 YEARS

YEAR	HOME	ROAD	TOTALS
2003	6-0	2-1	8-1
2004	1-3	1-2	2-5
2005	1-3	3-3	4-6
2006	5-1	1-3	6-4
2007	4-0	1-2	5-2
2008	2-1	3-4	5-5
2009	1-2	3-4	4-6
2010	4-2	2-1	6-3
2011	1-2	3-2	4-4
2012	3-3	1-2	4-5
2013	1-2	0-4	1-6
2014	0-3	1-3	1-6
2015	3-1	1-2	4-3
2016	2-1	0-3	2-4
2017	2-1	1-2	3-3
2018	1-3	1-2	2-5
2019	2-2	1-2	3-4
2021	1-2	0-3	1-5
2022	3-0	2-1	5-1
2023	2-1	3-0	5-1
SINCE '68*	180-140	136-176	316-316

*excludes 1961-1967 vs. Kansas City Athletics

Won-Lost Record at Stadium

Metropolitan Stadium (1968-1981) 69-46
Metrodome (1982-2009) 86-71
Target Field (2010-present) 25-23
Oakland Coliseum (1968-present) 136-176



TEXAS RANGERS

734 Stadium Drive, Arlington, TX 76011
(817) 533-1972

Stadium (Capacity)..... Globe Life Field (40,518), opened 2020
Dimensions (L-C-R)..... 329-407-326

Managing Partner and Majority Owner..... Ray Davis
Executive Committee..... Bob Simpson
Executive Vice President and General Manager..... Chris Young
Field Manager..... Bruce Bochy (2nd season w/TEX)
Vice President, Baseball Communications..... Rich Rice
Director, Baseball Communications..... Will Nadal

2023 Record.....90-72, second place AL West (Wild Card) & World Series Champions

2023 Twins vs. Texas

8/24.....TEX.....W.....7-5	9/1.....at TEX.....W.....5-1
8/25.....TEX.....W.....12-2	9/2.....at TEX.....W.....9-7
8/26.....TEX.....L.....2-6	9/3.....at TEX.....L.....5-6
8/27.....TEX.....W.....7-6	

Last Minnesota Sweep at MIN at TEX
3-Game.....September 3-5, 2010.....June 18-20, 2021
4-Game.....Never.....August 15-18, 2019

Last Texas Sweep at MIN at TEX
3-Game.....April 13-15, 2012.....July 8-10, 2003
4-Game.....April 22-25, 1999.....June 26-28, 1987

SERIES RESULTS, LAST 20 YEARS

YEAR	HOME	ROAD	TOTALS
2003	3-0	2-4	5-4
2004	3-0	2-2	5-2
2005	2-4	1-2	3-6
2006	1-2	3-3	4-5
2007	5-1	2-1	7-2
2008	4-3	1-2	5-5
2009	2-1	4-3	6-4
2010	6-0	1-3	7-3
2011	3-1	2-2	5-3
2012	0-3	2-5	2-8
2013	2-2	2-1	4-3
2014	1-3	1-2	2-5
2015	2-1	1-2	3-3
2016	2-1	3-1	5-2
2017	2-2	2-1	4-3
2018	1-2	1-2	2-4
2019	2-1	4-0	6-1
2021	1-3	3-0	4-3
2022	1-3	1-2	2-5
2023	3-1	2-1	5-2
ALL-TIME*	153-130	134-154	287-284

*excludes 1961-1971 vs. Washington Senators

Won-Lost Record at Stadium

Metropolitan Stadium (1972-1981).....42-37
Metrodome (1982-2009).....85-70
Target Field (2010-present).....26-23
Arlington Stadium (1972-1993).....71-86
Globe Life Park in Arlington (1994-2019).....57-65
Globe Life Field (2021-present).....6-3

OPPONENTS



TORONTO BLUE JAYS

1 Blue Jays Way, Suite 3200, Toronto, Ontario M5V 1J1
(416) 341-1000

Stadium (Capacity)..... Rogers Centre (41,500), opened 1989
Dimensions (L-C-R)..... 328-400-328

Chairman, Toronto Blue Jays..... Edward Rogers
Vice Chairman, Rogers Communications Inc..... Roger Rai
President & Chief Executive Officer..... Mark Shapiro
Executive Vice President, Baseball Operations/General Manager..... Ross Atkins
Field Manager..... John Schneider (3rd season w/TOR)
Vice President, Communications..... Andrea Goldstein
Senior Manager, Baseball Communications..... Adam Felton

2023 Record.....89-73, third place AL East (Wild Card)

2023 Twins vs. Toronto

5/26.....TOR.....L.....1-3	6/9.....at TOR.....W.....3-2
5/27.....TOR.....W.....9-7	6/10.....at TOR.....W.....9-4
5/28.....TOR.....L.....0-3	6/11.....at TOR.....L.....6-7

Last Minnesota Sweep at MIN at TOR
3-Game.....July 26-28, 2002.....May 5-8, 2019
4-Game.....July 21-23, 1979.....Never

Last Toronto Sweep at MIN at TOR
3-Game.....September 6-8, 2013.....August 26-28, 2016
4-Game.....Never.....August 3-6, 2015

SERIES RESULTS, LAST 20 YEARS

YEAR	HOME	ROAD	TOTALS
2003	0-3	3-0	3-3
2004	2-1	2-1	4-2
2005	2-1	2-1	4-2
2006	1-3	1-2	2-5
2007	4-3	0-3	4-6
2008	0-3	0-3	0-6
2009	1-3	2-2	3-5
2010	1-3	2-3	3-6
2011	0-3	1-2	1-5
2012	2-2	0-3	2-5
2013	0-3	1-2	1-5
2014	2-1	2-1	4-2
2015	2-1	0-4	2-5
2016	1-3	0-3	1-6
2017	2-2	2-1	4-3
2018	1-2	3-0	4-2
2019	1-3	3-0	4-3
2021	2-2	1-2	3-4
2022	2-2	2-1	4-3
2023	1-2	2-1	3-3
ALL-TIME	99-113	84-120	183-233

Won-Lost Record at Stadium

Metropolitan Stadium (1977-1981).....20-5
Metrodome (1982-2009).....62-79
Target Field (2010-present).....17-29
Exhibition Stadium (1977-May 1989).....30-40
Rogers Centre (June 1989-present).....54-80



ARIZONA DIAMONDBACKS

401 East Jefferson St., Phoenix, AZ 85004
(602) 462-6500

Stadium (Capacity).....Chase Field (48,330), opened 1998
Dimensions (L-C-R).....330-407-335

Managing General Partner.....Ken Kendrick
President, CEO & General Partner.....Derrick Hall
Executive Vice President & General Manager.....Mike Hazen
Field Manager.....Torey Lovullo (8th season w/ARI)
Vice President, Communications.....Casey Wilcox
Manager, Player & Media Relations.....Shane Philipps

2023 Record.....84-78, second place NL West (Wild Card) & National League Champions

2023 Twins vs. Arizona
8/4.....ARI.....W.....3-2
8/5.....ARI.....W.....12-1
8/6.....ARI.....W.....5-3

Last Minnesota Sweep.....at MIN.....at ARI
2-Game.....Never.....Never
3-Game.....August 4-6, 2023.....Never

Last Arizona Sweep.....at MIN.....at ARI
2-Game.....Never.....Never
3-Game.....Never.....May 20-22, 2011

ALL-TIME SERIES RESULTS

YEAR	HOME	ROAD	TOTALS
2003	1-2	--	1-2
2004	--	2-1	2-1
2005	--	2-1	2-1
2008	3-0	--	3-0
2011	--	0-3	0-3
2014	2-1	--	2-1
2017	3-0	--	3-0
2022	--	1-2	1-2
2023	3-0	--	3-0
ALL-TIME	12-3	5-7	17-10

Won-Lost Record at Stadium

Metrodome (2003-2008).....4-2
Target Field (2014-present).....8-1
Chase Field (2004-present).....5-7



ATLANTA BRAVES

755 Battery Avenue, SE, Atlanta, GA 30339-3017
(404) 614-1463

Stadium (Capacity).....Truist Park (41,184), opened 2017
Dimensions (L-C-R).....335-400-325

Chairman.....Terry McGuirk
President and CEO, Atlanta Braves.....Derek Schiller
President, Baseball Operations and General Manager.....Alex Anthopoulos
Field Manager.....Brian Snitker (9th season w/ATL)
Director, Baseball Communications.....Jared Burleyson

2023 Record.....104-58, first place NL East

2023 Twins vs. Atlanta
6/26.....at ATL.....L.....1-4
6/27.....at ATL.....L.....2-6
6/28.....at ATL.....L.....0-3

Last Minnesota Sweep.....at MIN.....at ATL
2-Game.....Never.....August 16-17, 2016
3-Game.....June 12-14, 2007.....Never

Last Atlanta Sweep.....at MIN.....at ATL
2-Game.....July 26-27, 2016.....Never
3-Game.....Never.....June 26-28, 2023

ALL-TIME SERIES RESULTS

YEAR	HOME	ROAD	TOTALS
2002	1-2	--	1-2
2007	3-0	--	3-0
2010	1-2	--	1-2
2013	--	0-3	0-3
2016	0-2	2-0	2-2
2019	1-2	--	1-2
2023	--	0-3	0-3
ALL-TIME	6-8	2-6	8-14

Won-Lost Record at Stadium

Metrodome (2002-07).....4-2
Target Field (2010-present).....2-6
Turner Field (2013-16).....2-3
Truist Park (2017-present).....0-3



CHICAGO CUBS

1060 West Addison St., Chicago, IL 60613-4397
(773) 404-2827

Stadium (Capacity)..... Wrigley Field (41,268), opened 1914
Dimensions (L-C-R)..... 355-400-353

Chairman..... Tom Ricketts
President, Baseball Operations..... Jed Hoyer
General Manager..... Carter Hawkins
Field Manager..... Craig Counsell (1st season w/CHC)
Senior Vice President, Communications..... Julian Green
Director, Media Relations..... Jason Carr

2023 Record..... 83-79, second place NL Central

2023 Twins vs. Chicago

5/12 CHC L 2-6
5/13 CHC W 11-1
5/14 CHC W 16-3

Last Minnesota Sweep **at MIN** **at CHC**
2-Game Never September 21-22, 2021
3-Game June 23-25, 2006 Never

Last Chicago Sweep **at MIN** **at CHC**
2-Game August 31-September 1, 2021 Never
3-Game Never June 29-July 1, 2018

ALL-TIME SERIES RESULTS

YEAR	HOME	ROAD	TOTALS
1997	--	1-2	1-2
1998	2-1	--	2-1
1999	--	1-2	1-2
2000	1-2	--	1-2
2001	--	0-3	0-3
2006	3-0	--	3-0
2009	--	2-1	2-1
2012	2-1	--	2-1
2015	1-2	--	1-2
2018	--	0-3	0-3
2020	--	2-1	2-1
2021	0-2	2-0	2-2
2023	2-1	--	2-1
ALL-TIME	11-9	8-12	19-21

Won-Lost Record at Stadium

Metrodome (1998-2006) 6-3
Target Field (2012-present) 5-6
Wrigley Field (1997-present) 8-12

OPPONENTS



CINCINNATI REDS

100 Joe Nuxhall Way, Cincinnati, OH 45202
(513) 765-7800

Stadium (Capacity)..... Great American Ball Park (42,271), opened 2003
Dimensions (L-C-R)..... 328-404-325

Chief Executive Officer..... Bob Castellini
President, Baseball Operations..... Nick Krall
Senior Vice President, General Manager..... Brad Meador
Field Manager..... David Bell (10th season w/CIN)
Vice President, Media Relations..... Rob Butcher
Director, Media Relations..... Larry Herms
Director, Media Relations, Digital Content..... Jamie Ramsey

2023 Record..... 82-80, third place NL Central

2023 Twins vs. Cincinnati

9/18 at CIN L 3-7
9/19 at CIN W 7-0
9/20 at CIN W 5-3

Last Minnesota Sweep **at MIN** **at CIN**
2-Game Never Never
3-Game July 7-8, 2001 Never

Last Cincinnati Sweep **at MIN** **at CIN**
2-Game Never Never
3-Game Never June 2-4, 2000

ALL-TIME SERIES RESULTS

YEAR	HOME	ROAD	TOTALS
1997	2-1	--	2-1
1998	--	1-2	1-2
1999	2-1	--	2-1
2000	--	0-3	0-3
2001	3-0	--	3-0
2012	--	2-1	2-1
2015	--	1-2	1-2
2018	1-2	--	1-2
2020	1-2	--	1-2
2021	1-1	1-1	2-2
2023	--	2-1	2-1
ALL-TIME	10-7	7-10	17-17

Won-Lost Record at Stadium

Metrodome (1997-2001) 7-2
Target Field (2018-present) 3-5
Cinergy Field (1998-2000) 1-5
Great American Ball Park (2012-present) 6-5



COLORADO ROCKIES

2001 Blake Street, Denver, CO 80205
(303) 292-0200

Stadium (Capacity).....Coors Field (50,144), opened 1995
Dimensions (L-C-R).....347-415-350

Owner, Chairman & CEO.....Richard L. Monfort
Senior Vice President & General Manager.....Bill Schmidt
Field Manager.....Bud Black (8th season w/COL)
Senior Director, Communications.....Cory Little

2023 Record.....59-103, fifth place NL West

2023 Twins vs. Colorado

9/29 at COLW..... 7-6
9/30 at COLW..... 14-6
10/1 at COLL..... 2-3

Last Minnesota Sweep at MIN at COL
2-Game.....Never.....Never
3-Game.....Never.....Never

Last Colorado Sweep at MIN at COL
2-Game.....Never.....Never
3-Game.....Never.....Never

ALL-TIME SERIES RESULTS

YEAR	HOME	ROAD	TOTALS
2003	2-1	--	2-1
2008	--	1-2	1-2
2010	2-1	--	2-1
2014	--	2-1	2-1
2017	1-2	--	1-2
2022	2-1	--	2-1
2023	--	2-1	2-1
ALL-TIME	7-5	5-4	12-9

Won-Lost Record at Stadium

Metrodome (2003).....2-1
Target Field (2010-present).....5-4
Coors Field (2008-present).....5-4



LOS ANGELES DODGERS

1000 Vin Scully Avenue, Los Angeles, CA 90012
(323) 224-1301

Stadium (Capacity).....Dodger Stadium (56,000), opened 1962
Dimensions (L-C-R).....330-395-330

Chairman & Owner.....Mark Walter
President & Chief Executive Officer.....Stan Kasten
President, Baseball Operations.....Andrew Friedman
Executive Vice President & General Manager.....Brandon Gomes
Senior Vice President, Baseball Operations.....Josh Byrnes
Field Manager.....Dave Roberts (9th season w/LAD)
Senior Director, Public Relations.....Joe Jareck
Director, Player Relations.....Juan Dorado

2023 Record.....100-62, first place NL West

2023 Twins vs. Los Angeles

5/15 at LADL..... 8-9
5/16 at LADW..... 5-1
5/17 at LADL..... 3-7

Last Minnesota Sweep at MIN at LAD
2-Game.....Never.....Never
3-Game.....June 26-28, 2006.....Never

Last Los Angeles Sweep at MIN at LAD
2-Game.....April 12-13, 2022.....August 9-10, 2022
3-Game.....April 30-May 1, 2014.....July 24-26, 2017

ALL-TIME SERIES RESULTS

YEAR	HOME	ROAD	TOTALS
2005	--	1-2	1-2
2006	3-0	--	3-0
2011	2-1	--	2-1
2014	0-3	--	0-3
2017	--	0-3	0-3
2022	0-2	0-2	0-4
2023	--	1-2	1-2
ALL-TIME	5-6	2-9	7-15

Won-Lost Record at Stadium

Metrodome (2006).....3-0
Target Field (2011-present).....2-6
Dodger Stadium (2005-present).....2-9





MIAMI MARLINS

501 Marlins Way, Miami, FL 33125
(305) 480-1300

Stadium (Capacity).....loanDepot Park (37,446), opened 2012
Dimensions (L-C-R).....344-400-335

Chairman and Principal Owner.....Bruce Sherman
President, Business Operations.....Caroline O'Connor
President, Baseball Operations.....Peter Bendix
Field Manager.....Skip Schumaker (2nd season w/MIA)
Senior Director, Communications.....Jon Erik Alvarez
Manager, Baseball Communications.....Will Nadal

2023 Record......84-78, third place NL East (Wild Card)

2023 Twins vs. Miami
4/3 at MIA W 11-1
4/4 at MIA L 0-1
4/5 at MIA L 2-5

Last Minnesota Sweep at MIA
2-Game Never Never
3-Game Never Never

Last Miami Sweep at MIA
2-Game Never June 25-26, 2013
3-Game Never Never

ALL-TIME SERIES RESULTS

YEAR	HOME	ROAD	TOTALS
2002	2-1	-	2-1
2007	--	2-1	2-1
2013	1-1	0-2	1-3
2016	2-1	--	2-1
2019	--	2-1	2-1
2023	--	1-2	1-2
ALL-TIME	5-3	5-6	10-9

Won-Lost Record at Stadium

Metrodome (2002).....	2-1
Target Field (2013-present).....	3-2
Dolphin Stadium (2007).....	2-1
Marlins Park (2013-present).....	3-5

OPPONENTS



MILWAUKEE BREWERS

One Brewers Way, Milwaukee, WI 53214
(414) 902-4500

Stadium (Capacity).....American Family Field (41,700), opened 2001
Dimensions (L-C-R).....344-400-345

Chairman and Principal Owner.....Mark Attanasio
Senior Vice President & General Manager.....Matt Arnold
Field Manager.....Pat Murphy (1st season w/ MIL)
Senior Director, Media Relations.....Mike Vassallo
Manager, Media Relations.....Andrew Gruman

2023 Record......92-70, first place NL Central

2023 Twins vs. Milwaukee
6/13 MIL W 7-5 8/22 at MIL L 3-7
6/14 MIL W 4-2 8/23 at MIL L 7-8

Last Minnesota Sweep at MIL
2-Game June 13-14, 2023 August 9-10, 2017
3-Game May 22-24, 2009 September 15-17, 1978

Last Milwaukee Sweep at MIL
2-Game June 24-25, 1998 August 22-23, 2023
3-Game July 8-10, 1988 July 2-4, 2018
4-Game May 17-20, 1996 August 24-27, 1995

SERIES RESULTS, LAST 20 YEARS

YEAR	HOME	ROAD	TOTALS
2004	1-2	1-2	2-4
2005	2-1	1-2	3-3
2006	3-0	2-1	5-1
2007	1-2	2-1	3-3
2008	2-1	2-1	4-2
2009	3-0	2-1	5-1
2010	2-1	0-3	2-4
2011	2-1	0-3	2-4
2012	1-2	2-1	3-3
2013	2-0	2-0	4-0
2014	1-1	1-1	2-2
2015	1-2	1-2	2-4
2016	1-1	1-1	2-2
2017	2-0	2-0	4-0
2018	1-2	0-3	1-5
2019	1-1	1-1	2-2
2020	2-1	2-1	4-2
2021	2-1	2-1	4-2
2022	1-1	0-2	1-3
2023	2-0	0-2	2-2
ALL-TIME*	130-109	112-126	242-233

*excludes 1969 vs. Seattle Pilots

Won-Lost Record at Stadium

Metropolitan Stadium (1970-1981).....	41-35
Metrodome (1982-2009).....	68-58
Target Field (2010-present).....	21-14
Milwaukee County Stadium (1970-2000).....	83-93
American Family Field (2001-present).....	29-33



NEW YORK METS

41 Seaver Way, Flushing, NY 11368
(718) 565-4330

Stadium (Capacity)..... Citi Field (41,922), opened 2009
Dimensions (L-C-R)..... 335-408-330

Owner, Chairman & Chief Executive Officer..... Steven A. Cohen
Special Advisor to Ownership..... Sandy Alderson
President, Baseball Operations..... David Sterns
Field Manager..... Carlos Mendoza (1st season w/NYM)
Chief Communications Officer..... Nancy Elder
Senior Director, Communications..... Ethan Wilson
Senior Director, Communications & Publications..... Zach Weber

2023 Record..... 75-87, fourth place NL East

2023 Twins vs. New York
9/8..... NYM..... W..... 5-2
9/9..... NYM..... W..... 8-4
9/10..... NYM..... L..... 0-2

Last Minnesota Sweep..... at MIN..... at NYM
2-Game..... Never..... Never
3-Game..... June 8-10, 2004..... Never

Last New York Sweep..... at MIN..... at NYM
2-Game..... July 16-17, 2019..... Never
3-Game..... April 12-13, August 19, 2013..... September 16-18, 2016

ALL-TIME SERIES RESULTS

YEAR	HOME	ROAD	TOTALS
2002	--	1-2	1-2
2004	3-0	--	3-0
2007	--	2-1	2-1
2010	--	1-2	1-2
2013	0-3	--	0-3
2016	--	0-3	0-3
2019	0-2	1-1	1-3
2023	2-1	--	2-1
ALL-TIME	5-6	5-9	10-15

Won-Lost Record at Stadium

Metrodome (2004)..... 3-0
Target Field (2013-present)..... 2-6
Shea Stadium (2002-2007)..... 3-3
Citi Field (2010-present)..... 2-6



PHILADELPHIA PHILLIES

One Citizens Bank Way, Philadelphia, PA 19148
(215) 463-6000

Stadium (Capacity)..... Citizens Bank Park (42,792), opened 2004
Dimensions (L-C-R)..... 329-401-330

Managing Partner & CEO..... John Middleton
President, Baseball Operations..... David Dombrowski
Vice President & General Manager..... Sam Fuld
Executive Vice President..... David Buck
Field Manager..... Rob Thomson (3rd season w/ PHI)
Vice President, Baseball Communications..... Kevin Gregg
Director, Baseball Communications..... Chris Ware

2023 Record..... 90-72, second place NL East (Wild Card)

2023 Twins vs. Philadelphia
8/11..... at PHI..... L..... 2-13
8/12..... at PHI..... W..... 8-1
8/13..... at PHI..... W..... 3-0

Last Minnesota Sweep..... at PHI..... at PHI
2-Game..... Never..... Never
3-Game..... Never..... Never

Last Philadelphia Sweep..... at MIN..... at PHI
2-Game..... Never..... Never
3-Game..... Never..... Never

ALL-TIME SERIES RESULTS

YEAR	HOME	ROAD	TOTALS
2002	--	2-1	2-1
2004	1-2	--	1-2
2010	--	2-1	2-1
2012	1-2	--	1-2
2013	2-1	--	2-1
2016	2-1	--	2-1
2019	--	1-2	1-2
2023	--	2-1	2-1
ALL-TIME	6-6	7-5	13-11

Won-Lost Record at Stadium

Metrodome (2004)..... 1-2
Target Field (2012-present)..... 5-4
Veterans Stadium (2002)..... 2-1
Citizens Bank Park (2010-present)..... 5-4





PITTSBURGH PIRATES

115 Federal Street, Pittsburgh, PA 15212
(412) 323-5000

Stadium (Capacity).....PNC Park (38,075), opened 2001
Dimensions (L-C-R).....325-399-320

Chairman of the Board.....Bob Nutting
President.....Travis Williams
General Manager.....Ben Cherington
Field Manager.....Derek Shelton (5th season w/PIT)
Director, Baseball Communications.....Patrick Kurish
Director, Media Relations.....Dan Hart

2023 Record.....76-86, fourth place NL Central

2023 Twins vs. Pittsburgh

8/18 PIT W 5-1
8/19 PIT L 4-7
8/20 PIT W 2-0

Last Minnesota Sweep **at MIN** **at PIT**
2-Game August 3-4, 2020 May 19-20, 2015
3-Game Never June 16-18, 2006

Last Pittsburgh Sweep **at MIN** **at PIT**
2-Game July 29-28, 2015 Never
3-Game Never Never

ALL-TIME SERIES RESULTS

YEAR	HOME	ROAD	TOTALS
1997	2-1	-	2-1
1998	-	1-2	1-2
1999	2-1	-	2-1
2000	-	1-2	1-2
2001	2-1	-	2-1
2006	-	3-0	3-0
2009	2-1	-	2-1
2012	-	1-2	1-2
2015	0-2	2-0	2-2
2018	2-0	1-1	3-1
2020	2-0	1-1	3-1
2021	1-2	-	1-2
2023	2-1	-	2-1
ALL-TIME	15-9	10-8	25-17

Won-Lost Record at Stadium

Metrodome (1997-2009) 8-4
Target Field (2015-present) 7-5
Three Rivers Stadium (1998-2000) 2-4
PNC Park (2006-present) 8-4

OPPONENTS



ST. LOUIS CARDINALS

700 Clark St., St. Louis, MO 63102
(314) 345-9600

Stadium (Capacity).....Busch Stadium (44,158), opened 2006
Dimensions (L-C-R).....336-400-335

Chairman & Chief Executive Officer.....William O. DeWitt, Jr.
President of Baseball Operations.....John Mozeliak
Vice President/General Manager.....Michael Girsch
Field Manager.....Oliver Marmol (3rd season w/ STL)
Senior Director, Communications.....Brian Bartow
Assistant Director, Communications.....Michael Whitty

2023 Record.....71-91, fifth place NL Central

2023 Twins vs. St. Louis

8/1 at STL W 3-2
8/2 at STL L 3-7
8/3 at STL W 5-3

Last Minnesota Sweep **at MIN** **at STL**
2-Game July 28-29, 2020 May 7-8, 2018
3-Game Never Never

Last St. Louis Sweep **at MIN** **at STL**
2-Game Never June 15-16, 2015
3-Game Never July 15-17, 2001

ALL-TIME SERIES RESULTS

YEAR	HOME	ROAD	TOTALS
1997	-	0-3	0-3
1998	2-1	-	2-1
1999	-	2-1	2-1
2000	2-1	-	2-1
2001	-	0-3	0-3
2009	-	2-1	2-1
2015	2-0	0-2	2-2
2018	1-1	2-0	3-1
2020	2-0	1-1	3-1
2021	-	1-2	1-2
2023	-	2-1	2-1
ALL-TIME	9-3	10-14	19-17

Won-Lost Record at Stadium

Metrodome (1998-2000) 4-2
Target Field (2015-present) 5-1
Busch Stadium II (1997-2001) 2-7
Busch Stadium III (2006-present) 8-7



SAN DIEGO PADRES

100 Park Boulevard, San Diego, CA 92101
(619) 795-5000

Stadium (Capacity).....PETCO Park (40,019), opened 2004
Dimensions (L-C-R).....336-396-322

Chairman.....Peter Seidler
President, Baseball Operations & General Manager.....A.J. Preller
Field Manager.....Mike Schildt (1st season w/SD)
Director, Media Relations & Baseball Information.....Darren Feeney
Manager, Media Relations & Baseball Information.....JP Nolan

2023 Record.....82-80, third place NL West

2023 Twins vs. San Diego
5/9.....SD.....L.....1-6
5/10.....SD.....W.....4-3
5/11.....SD.....W.....5-3

Last Minnesota Sweep.....at MIN.....at SD
2-Game.....September 12-13, 2017.....May 20-21, 2014
3-Game.....June 17-19, 2011.....June 24-26, 2008

Last San Diego Sweep.....at MIN.....at SD
2-Game.....Never.....Never
3-Game.....Never.....Never

ALL-TIME SERIES RESULTS

YEAR	HOME	ROAD	TOTALS
2003	--	2-1	2-1
2005	1-2	--	1-2
2008	--	3-0	3-0
2011	3-0	--	3-0
2014	1-1	2-0	3-1
2017	2-0	1-1	3-1
2022	--	1-2	1-2
2023	2-1	--	2-1
ALL-TIME	9-4	9-4	18-8

Won-Lost Record at Stadium

Metrodome (2005).....1-2
Target Field (2011-present).....8-2
Qualcomm Stadium (2003).....2-1
PETCO Park (2008-present).....7-3



SAN FRANCISCO GIANTS

24 Willie Mays Plaza, San Francisco, CA 94107
(415) 972-2000

Stadium (Capacity).....Oracle Park (41,331), opened 2000
Dimensions (L-C-R).....339-391-309

President of Baseball Operations.....Farhan Zaidi
General Manager.....Pete Putila
Field Manager.....Bob Melvin (1st season w/SF)
Vice President, Media Relations.....Matt Chisholm
Senior Manager, Media Relations.....Megan Brown
Senior Manager, Baseball Information.....Mike Passanisi

2023 Record.....79-83, fourth place NL West

2023 Twins vs. San Francisco
5/22.....SF.....L.....1-4
5/23.....SF.....L.....3-4
5/24.....SF.....W.....7-1

Last Minnesota Sweep.....at MIN.....at SF
2-Game.....Never.....Never
3-Game.....August 26-28, 2022.....Never

Last San Francisco Sweep.....at MIN.....at SF
2-Game.....Never.....Never
3-Game.....Never.....May 23-25, 2014

ALL-TIME SERIES RESULTS

YEAR	HOME	ROAD	TOTALS
2003	--	2-1	2-1
2005	1-2	--	1-2
2011	--	1-2	1-2
2014	--	0-3	0-3
2017	--	2-1	2-1
2022	3-0	--	3-0
2023	1-2	--	1-2
ALL-TIME	5-4	5-7	10-11

Won-Lost Record at Stadium

Metrodome (2005).....1-2
Target Field (2022-present).....4-2
Oracle Park (2003-present).....5-7





WASHINGTON NATIONALS

1500 South Capitol St., S.E., Washington, D.C. 20003
(202) 640-7000

Stadium (Capacity)..... Nationals Park (41,313), opened 2008
Dimensions (L-C-R)..... 336-402-335

Managing Principal Owner..... Mark D. Lerner
President of Baseball Operations/General Manager..... Mike Rizzo
Field Manager..... Dave Martinez (7th season w/WAS)
Vice President, Communications..... Valerie Todryk Krebs
Senior Director, Communications..... Kyle Brostowitz

2023 Record..... 71-91, fifth place NL East

2023 Twins vs. Washington
4/21 WAS L 2-3
4/22 WAS L 4-10
4/23 WAS W 3-1

Last Minnesota Sweep **at MIN** **at WAS**
2-Game Never Never
3-Game June 17-19, 2008 June 15-17, 2004 (Montreal).

Last Washington Sweep **at MIN** **at WAS**
2-Game Never Never
3-Game Never April 22-24, 2016

ALL-TIME SERIES RESULTS

YEAR	HOME	ROAD	TOTALS
2004	--	3-0 (MTL)	3-0
2007	1-2	--	1-2
2008	3-0	--	3-0
2013	--	1-2	1-2
2016	--	0-3	0-3
2019	1-2	--	1-2
2023	1-2	--	1-2
ALL-TIME*	6-6	1-5	7-11

*excludes 2004 at Montreal Expos

Won-Lost Record at Stadium
Metrodome (2007-08)..... 4-2
Target Field (2019-present)..... 2-4
Olympic Stadium in Montreal (2004)..... 3-0
Nationals Park (2013-present)..... 1-5

OPPONENTS

TOP ACTIVE OPPOSITION VS. TWINS

BATTING AVERAGE (MIN. 100 AB)

1. Josh Donaldson..... .392
2. Jean Segura..... .350
3. Xander Bogaerts..... .342
4. Carlos Correa..... .339
5. Andrew McCutchen..... .337
6. Jose Altuve..... .336
7. Andrew Benintendi..... .330
8. Amed Rosario..... .328
9. Harold Castro..... .322
10. Tyler Naquin..... .321

HITTERS

- HOME RUNS**
1. Salvador Perez..... 32
 2. Carlos Santana..... 31
 3. José Abreu..... 28
 4. Mike Moustakas..... 21
 - José Ramírez..... 21
 6. Josh Donaldson..... 19
 7. Yan Gomes..... 17
 - Evan Longoria..... 17
 - Francisco Lindor..... 17
 10. Jorge Soler..... 14

HITS

1. Salvador Perez..... 191
2. José Abreu..... 181
3. Carlos Santana..... 178
4. José Ramírez..... 162
5. Eric Hosmer..... 134
- Whit Merrifield..... 134
7. Tim Anderson..... 124
8. Mike Moustakas..... 118
9. Francisco Lindor..... 115
10. Elvis Andrus..... 109

PITCHERS

- STRIKEOUTS**
1. Justin Verlander..... 268
 2. Chris Sale..... 187
 3. Corey Kluber..... 173
 4. Lucas Giolito..... 136
 5. Matthew Boyd..... 134
 6. Carlos Carrasco..... 130
 7. Zack Greinke..... 127
 8. Danny Duffy..... 125
 9. José Quintana..... 124
 10. Max Scherzer..... 120

WINS

1. Justin Verlander..... 22
2. Chris Sale..... 11
3. Corey Kluber..... 10
4. Matthew Boyd..... 9
- Danny Duffy..... 9
- Max Scherzer..... 9
7. Lucas Giolito..... 8
8. Shane Bieber..... 7
- Carlos Carrasco..... 7
- José Quintana..... 7

ERA (MIN. 50.0 IP)

1. Justin Verlander..... 2.76
2. Eduardo Rodriguez..... 2.95
3. Mike Clevinger..... 3.13
4. Danny Duffy..... 3.15
5. Shane Bieber..... 3.20
6. Cal Quantrill..... 3.23
7. Brad Keller..... 3.74
8. Corey Kluber..... 3.77
9. Bryan Shaw..... 3.78
10. Aaron Civale..... 3.78

2023 TWINS INTERLEAGUE PLAY

DATE	OPPONENT	W/L	SCORE	WINNER	LOSER	ATTENDANCE	RECORD	ALL-TIME
4/3	at Miami	W	11-1	Mahle	Cueto	8,898	1-0	251-232
4/4	at Miami	L	0-1	Alcantara	Maeda	10,668	1-1	251-233
4/5	at Miami	L	2-5	Floro	Jax	8,901	1-2	251-234
4/21	Washington	L	2-3	Ramirez	Jax	12,469	1-3	251-235
4/22	Washington	L	4-10	Thompson	López	23,045	1-4	251-236
4/23	Washington	W	3-1	Ober	Corbin	14,763	2-4	252-236
5/9	San Diego	L	1-6	Wacha	Jax	16,882	2-5	252-237
5/10	San Diego	W	4-3	Jax	Tapia	18,467	3-5	253-237
5/11	San Diego	W	3-3	Pagán	Honeywell	23,365	4-5	254-237
5/12	Chicago-NL	L	1-1	Jax	Smyly	30,037	4-6	254-238
5/13	Chicago-NL	W	11-1	Ryan	Wesneski	32,270	5-6	255-238
5/14	Chicago-NL	W	16-3	Varland	Stroman	33,419	6-6	256-238
5/15	at Los Angeles-NL	L	8-9	Bickford	J. López	49,749	6-7	256-239
5/16	at Los Angeles-NL	W	5-1	Ober	Kershaw	52,159	7-7	257-239
5/17	at Los Angeles-NL	L	3-7	Graterol	De Leon	36,434	7-8	257-240
5/22	San Francisco	L	1-4	Manaea	Ober	16,627	7-9	257-241
5/23	San Francisco	L	3-4	Cobb	J. López	20,790	7-10	257-242
5/24	San Francisco	W	7-1	Ryan	DeSclafani	23,464	8-10	258-242
6/13	Milwaukee	W	7-5	Winder	Williams	34,514	9-10	259-242
6/14	Milwaukee	W	4-2	Ober	Rea	32,222	10-10	260-242
6/26	at Atlanta	L	4-4	Strider	Gray	40,884	10-11	260-243
6/27	at Atlanta	L	2-6	Elder	Ryan	42,635	10-12	260-244
6/28	at Atlanta	L	0-3	Yates	Maeda	38,260	10-13	260-245
8/1	at St. Louis	W	3-2	López	Nikolas	37,162	11-13	261-245
8/2	at St. Louis	L	3-7	Hudson	Ryan	34,332	11-14	261-246
8/3	at St. Louis	W	5-3	Gray	Liberatore	36,949	12-14	262-246
8/4	Arizona	W	3-2	Thielbar	McGough	29,408	13-14	263-246
8/5	Arizona	W	12-1	Nelson	Maeda	34,044	14-14	264-246
8/6	Arizona	W	5-3	Thielbar	Sewald	24,778	15-14	265-246
8/11	at Philadelphia	L	2-13	Sánchez	Keuchel	33,071	15-15	265-247
8/12	at Philadelphia	W	8-1	López	Walker	40,117	16-15	266-247
8/13	at Philadelphia	W	3-0	Gray	Suárez	40,111	17-15	267-247
8/18	Pittsburgh	W	5-1	López	Jackson	30,687	18-15	268-247
8/19	Pittsburgh	L	4-7	Keller	Gray	23,822	18-16	268-148
8/20	Pittsburgh	W	2-0	Keuchel	Bido	25,987	19-16	269-248
8/22	at Milwaukee	L	3-7	Wilson	Floro	38,688	19-17	269-249
8/23	at Milwaukee	L	7-8	Peguero	Duran	38,164	19-18	269-250
9/8	New York-NL	W	5-2	Thielbar	Reid-Foley	26,154	20-18	270-250
9/9	New York-NL	W	8-4	Maeda	Peterson	30,673	21-18	271-250
9/10	New York-NL	L	0-2	Raley	Jax	22,890	21-19	271-251
9/18	at Cincinnati	L	3-7	Phillips	Ryan	15,364	21-20	271-252
9/19	at Cincinnati	W	7-0	Maeda	Cruz	24,186	22-20	272-252
9/20	at Cincinnati	W	5-3	Duran	Diaz	22,306	23-20	273-252
9/29	at Colorado	W	7-6	Funderburk	Kinley	47,272	24-20	274-252
9/30	at Colorado	W	14-6	Paddack	Kaufmann	40,264	25-20	275-252
10/1	at Colorado	L	2-3	Hollowell	Luplow	33,375	25-21	275-253

TWINS INTERLEAGUE PLAY RECORD BY YEAR

1997.....	7-8	2007.....	11-7	2017.....	13-7
1998.....	7-9	2008.....	14-4	2018.....	8-12
1999.....	10-7	2009.....	12-6	2019.....	8-12
2000.....	7-11	2010.....	8-10	2020.....	13-7
2001.....	9-9	2011.....	8-10	2021.....	10-10
2002.....	10-8	2012.....	9-9	2022.....	8-12
2003.....	10-8	2013.....	8-12	2023.....	25-21
2004.....	11-7	2014.....	9-11		
2005.....	8-10	2015.....	8-12		
2006.....	16-2	2016.....	8-12		

INDIVIDUAL HIGHS

PITCHING

WINS, Career.....	16, J. Santana
Season.....	5, Liriano, (2006)
LOSSES, Career.....	11, Radke
Season.....	5, Jax (2023)
SAVES, Career.....	27, Nathan
Season.....	7, Duran (2023)
STRIKEOUTS, Career.....	191, J. Santana
Season.....	68, López (2023)

HITTING

AVERAGE (min. 150 AB), Career.....	.350, Young
Season.....	.492, Mauer (2006)
HITS, Career.....	284, Mauer
Season.....	31, Polanco (2023)
HR, Career.....	33, Hunter
Season.....	10, Taylor (2023)
RBI, Career.....	123, Mauer
Season.....	22, Correa (2023)

TEAM RECORDS

Last Minnesota Sweep.....	3-0, August 4-6 vs. ARI
Last Sweep of Minnesota.....	0-2, August 22-23 at MIL
Largest Margin, Victory.....	16 runs, 9/12/17 vs. SD (16-0)
Largest Margin, Defeat.....	15 runs, 6/27/11 vs. LAD (0-15)

Twins Home Record.....	153-110
Twins Road Record.....	122-143
Winning Streak.....	12, 6/22/06-5/19/07
Losing Streak.....	7, 6/13/13-5/1/14

Most Runs Scored.....	16, 3x, last 5/14/23 vs. CHC
Most Runs Allowed.....	16, 2x, last 4/12/13 vs. NYM

HISTORY AND RECORDS



TWINS ANNUAL TEAM BATTING

YEAR	AVG	G	AB	R	H	2B	3B	HR	RBI	SH	SF	HBP	BB	SO	SB	GDP	
1961	.250	161	5417	707	1353	215	40	167	665	67	42	33	597	840	47	141	
1962	.260	*163	5561	798	1445	215	39	185	758	71	50	31	649	823	33	129	
1963	*.255	161	5531	+767	*1408	223	35	+225	+722	84	30	41	547	912	32	116	
1964	.252	163	5610	*737	*1413	227	46	+221	*707	74	37	44	553	1019	46	120	
1965	*.254	*162	5488	*774	*1396	*257	42	150	*711	77	+59	35	554	969	92	93	
1966	.249	162	5390	663	1341	219	33	144	611	49	44	39	513	844	67	*138	
1967	.240	+164	5458	671	1309	*216	48	131	619	66	34	46	512	976	55	114	
1968	.237	162	5373	562	1274	207	*41	105	522	69	38	49	445	966	98	106	
1969	*.268	162	+5677	*790	*1520	+246	32	163	*733	65	40	43	599	906	115	114	
1970	*.262	162	5483	744	1438	230	*41	153	694	79	38	42	501	905	57	132	
1971	.260	160	*5414	654	1406	197	31	116	618	64	57	25	512	846	66	+158	
1972	.244	154	*5234	538	1277	182	31	93	506	73	28	35	478	905	53	129	
1973	+270	+162	*5625	737	+1521	*240	44	120	688	34	40	34	598	954	87	+150	
1974	.272	+163	*5632	673	*1530	190	37	111	632	64	40	46	520	791	74	+159	
1975	.271	159	5514	724	1497	215	28	121	669	62	46	40	563	746	81	127	
1976	*.274	+162	*5574	*743	*1526	222	51	81	691	*93	49	41	550	714	146	121	
1977	+282	161	*5639	+867	+1588	273	60	123	804	81	56	43	563	754	105	115	
1978	.267	162	5522	666	1472	259	47	82	621	*109	55	33	604	684	99	139	
1979	.278	*162	5544	764	1544	256	46	112	714	+142	53	31	526	693	66	116	
1980	.265	161	5530	670	1468	252	46	99	634	92	51	21	436	703	62	151	
1981	.240	*110	3676	378	884	147	*36	47	359	36	27	11	275	497	34	95	
1982	.257	162	5544	657	1427	234	44	148	624	22	51	24	474	887	38	149	
1983	.261	162	5601	709	1463	280	41	141	671	29	45	29	467	802	44	150	
1984	.265	162	5562	673	1473	259	33	114	636	26	58	24	437	735	39	138	
1985	.264	162	5509	705	1453	282	41	141	678	39	47	31	502	779	68	117	
1986	.261	162	5531	741	1446	257	39	196	700	44	38	37	501	977	81	123	
1987	.261	+162	5441	786	1422	258	35	196	733	47	39	38	523	898	113	128	
1988	.274	*162	5510	759	1508	294	31	151	710	37	50	55	528	832	107	130	
1989	.276	162	5581	740	1542	278	35	117	691	51	58	39	478	743	111	126	
1990	.265	+162	5499	666	1458	281	39	100	625	40	49	+53	445	749	96	148	
1991	+280	162	5556	776	+1557	270	42	140	733	44	49	40	526	747	107	157	
1992	+277	162	5582	747	+1544	275	27	104	701	46	59	+53	527	834	123	130	
1993	.264	162	5601	693	1480	261	27	121	642	27	37	51	493	850	83	+150	
1994	.276	113	3952	594	1092	239	23	103	556	22	34	*41	359	635	94	93	
1995	.279	144	5005	703	1398	270	34	120	662	18	36	58	471	916	105	152	
1996	.288	162	5673	877	1633	332	+47	118	812	20	63	65	576	958	143	172	
1997	.270	162	5634	772	1522	305	40	132	730	20	56	60	495	1121	151	117	
1998	.266	162	5641	734	1499	285	32	115	691	18	52	45	506	915	112	+155	
1999	.264	161	5495	686	1450	285	30	105	643	24	56	49	500	978	118	151	
2000	.270	162	5615	748	1516	325	*49	116	711	24	51	35	556	1021	90	143	
2001	.272	162	5560	771	1514	328	38	164	717	25	38	64	495	1083	146	124	
2002	.272	161	5582	768	1518	+348	36	167	731	34	52	56	472	1089	79	121	
2003	.277	162	5655	801	1567	318	*45	155	755	42	52	63	512	1027	94	139	
2004	.266	162	5623	780	1494	310	24	191	735	46	40	64	513	982	116	130	
2005	.259	162	5564	688	1441	269	32	134	644	42	42	59	485	978	102	+155	
2006	+287	162	5602	#801	1608	275	34	143	754	31	55	50	490	872	101	163	
2007	.264	162	5522	718	1460	273	36	118	671	37	44	45	48	512	839	112	149
2008	.279	#163	5641	829	1572	298	49	111	791	52	72	36	529	979	102	142	
2009	.274	*163	5608	817	1539	271	40	172	770	51	57	45	585	1021	85	147	
2010	.273	162	5568	781	1521	318	*41	142	749	38	53	39	559	967	68	159	
2011	.247	162	5487	619	1357	259	25	103	572	31	25	37	440	1048	92	115	
2012	.260	162	5562	701	1448	270	30	131	666	33	*56	53	505	1069	*135	149	
2013	.242	162	5564	614	1346	285	15	151	590	29	32	52	533	1430	52	103	
2014	.254	162	5567	715	1412	316	27	128	675	25	44	53	544	1329	99	97	
2015	.247	162	5467	696	1349	277	44	156	661	30	41	40	439	1264	70	133	
2016	.251	162	5618	722	1409	288	35	200	690	27	43	44	513	1426	91	96	
2017	.260	162	5557	815	1444	286	31	206	781	26	39	46	593	1342	95	105	
2018	.250	162	5526	738	1379	317	22	166	704	19	38	37	534	1328	47	89	
2019	.270	162	5732	939	1547	318	23	+307	+906	10	41	81	525	1334	28	101	
2020	.242	60	1937	269	468	81	3	91	258	2	14	29	186	528	14	38	
2021	.241	162	5431	729	1311	271	17	228	690	7	42	70	525	1405	54	122	
2022	.248	162	5476	696	1356	269	18	178	668	10	46	62	518	1353	38	133	
2023	.243	162	5489	778	1336	264	24	^233	745	12	32	92	594	+1654	86	119	
Totals	.263		341,762		89,889		2,232		42,550		2,841		32,060		5,244		
	9.973		45,178		16,467		9,002		2,805		2,810		60,171		8,122		

(+ — denotes major league leadership; # — denotes tie for major league leadership; * — denotes league leadership; ^ — denotes tie for league leadership)

TWINS ANNUAL TEAM PITCHING

YEAR	W	L	ERA	CG	SHO	SV	IP	AB	H	BAA	R	ER	HR	HB	BB	SO	WP	BK
1961	70	90	4.28	49	14	23	1432.1	5517	1415	.256	778	681	163	45	570	914	42	*1
1962	91	71	3.89	*53	11	27	1463.1	5524	1400	.253	713	633	166	43	*493	*948	55	3
1963	91	70	3.28	58	12	30	1446.1	5468	1322	.242	602	527	162	24	459	941	57	3
1964	79	83	3.58	*47	4	28	1477.2	5600	1361	.243	678	587	181	31	545	1099	73	3
1965	+102	60	3.14	32	11	45	1457.1	5444	1278	.235	600	508	166	27	503	934	44	2
1966	89	73	3.13	+52	9	28	1438.2	5374	1246	.232	581	501	139	27	*392	1015	52	+1
1967	91	71	3.14	*58	16	24	1461.0	5509	1336	.243	590	509	115	20	*396	1089	49	3
1968	79	83	2.89	46	14	29	1433.1	5325	1221	.229	546	461	*92	42	*414	996	52	6
1969	97	65	3.24	41	8	*43	+1497.2	5636	1388	.246	618	539	119	38	524	906	48	1
1970	98	64	3.23	26	12	*58	1448.1	5450	1329	.244	605	520	^130	37	486	940	38	4
1971	74	86	3.81	43	9	25	1416.2	5385	1384	.257	670	600	139	40	529	895	42	3
1972	77	77	2.84	37	17	34	1399.1	5164	1188	.230	535	441	105	37	444	838	+26	5
1973	81	81	3.77	48	+18	34	1451.2	5561	1443	.259	692	608	115	36	519	879	61	5
1974	82	80	3.64	43	11	+29	1455.1	5529	1436	.260	669	589	115	38	513	934	38	3
1975	76	83	4.05	57	7	22	1423.0	5375	1381	.257	736	640	137	36	617	846	49	6
1976	85	77	3.69	29	11	23	1459.0	5483	1421	.259	704	599	89	38	610	762	61	12
1977	84	77	4.36	35	4	25	1442.0	5561	1546	.278	776	698	151	37	507	737	48	5
1978	73	89	3.69	48	9	26	1459.2	5521	1468	.266	678	599	102	33	520	703	51	14
1979	82	80	4.13	31	6	33	1444.1	5578	1590	.285	725	663	128	15	452	721	39	7
1980	77	84	3.93	35	9	30	1451.0	5529	1502	.272	724	634	120	23	468	744	32	10
1981	41	68	3.98	13	6	22	979.2	3757	1021	.272	486	433	79	17	376	500	19	14
1982	60	+102	4.72	26	7	30	1433.0	5516	1484	.269	819	752	208	+12	643	812	45	12
1983	70	92	4.66	20	5	39	1437.1	5572	1559	.280	822	745	163	35	580	748	41	13
1984	81	81	3.85	32	9	38	1437.2	5504	1429	.260	675	615	159	35	463	713	38	7
1985	77	85	4.48	+41	7	34	1426.1	5473	1468	.268	782	710	164	30	*462	767	51	11
1986	71	91	4.77	+39	6	24	1432.2	5619	1579	.281	839	759	200	46	503	937	58	5
1987	85	77	4.63	16	4	39	1427.1	5514	1465	.266	806	734	210	50	564	990	62	10
1988	91	71	3.93	18	9	52	1431.2	5477	1457	.266	672	625	146	42	453	897	43	38
1989	80	82	4.28	19	8	38	1429.1	5548	1495	.269	738	680	139	38	500	851	46	13
1990	74	88	4.12	13	13	43	1435.2	5531	1509	.273	729	658	134	27	489	872	55	5
1991	*95	67	3.69	21	12	53	1449.1	5491	1402	.255	652	595	139	27	488	876	57	5
1992	90	72	3.70	16	13	50	1453.0	5472	1391	.254	653	598	121	36	479	923	52	5
1993	71	91	4.71	5	3	44	1444.1	5618	1591	.283	830	756	148	45	*514	901	43	13
1994	53	60	5.68	6	4	29	1005.0	4009	1197	.299	688	634	153	31	388	602	43	4
1995	56	+88	5.76	7	2	27	1272.2	5052	1450	.287	889	815	210	36	533	790	52	4
1996	78	84	5.28	13	5	31	1439.2	5645	1561	.277	900	844	233	41	581	959	49	3
1997	68	94	5.00	10	4	30	1434.0	5641	1596	.283	861	796	187	33	*495	908	66	6
1998	70	92	4.75	7	8	42	1447.2	5715	1622	.284	818	764	180	44	+457	952	55	5
1999	63	*97	5.01	13	8	34	1423.1	5621	1591	.283	845	792	208	*28	487	927	57	6
2000	69	*93	5.14	6	4	35	1432.2	5696	1634	.287	880	819	212	+35	516	1042	68	4
2001	85	77	4.51	12	8	45	1441.1	5576	1494	.268	766	722	192	56	445	965	58	2
2002	94	67	4.12	8	9	47	1444.2	5578	1454	.261	712	662	184	*45	439	1026	62	3
2003	90	72	4.41	7	8	45	1462.0	5699	1526	.268	758	716	187	50	402	997	62	9
2004	92	*4.03	4	9	48	+1476.0	5702	1523	.267	*715	*661	167	54	*431	1123	45	^1	
2005	83	79	3.71	*9	8	44	1464.1	5590	1458	.261	662	604	169	43	+348	965	35	4
2006	96	66	3.95	1	6	40	1439.1	5586	1490	.267	683	632	182	+36	+356	^1164	40	3
2007	79	83	4.15	5	8	38	1436.2	5588	1505	.269	725	663	185	51	420	1094	46	5
2008	88	75	4.16	5	10	42	*1459.0	5715	1568	.274	745	675	183	+31	+406	995	45	4
2009	87	76	4.50	4	7	48	*1453.0	5663	1542	.272	765	726	185	58	*466	1052	43	3
2010	94	68	3.95	9	13	40	1452.2	5603	1493	.266	671	638	155	47	+383	1048	*41	4
2011	63	99	4.58	7	8	32	1421.2	5571	1564	.281	804	724	161	54	480	940	47	5
2012	66	96	4.77	3	6	35	1438.2	5610	1536	.274	832	762	198	57	465	943	60	^2
2013	66	96	4.55	1	7	40	1450.1	5679	1591	.280	788	733	168	44	458	985	50	4
2014	70	92	4.57	2	7	38	1435.0	5665	1588	.280	777	728	147	45	408	1031	50	6
2015	83	79	4.07	2	12	45	1443.0	5600	1506	.269	700	653	163	*41	413	1046	54	2
2016	59	+103	5.08	4	3	26	1443.0	5722	1617	.283	889	814	221	41	479	1191	83	7
2017	85	77	4.59	6	11	42	1436.0	5587	1487	.266	788	732	224	69	483	1166	52	8
2018	78	84	4.50	2	25	37	1443.1	5560	1425	.256	775	721	198	80	573	1377	59	*0
2019	101	61	4.18	1	10	^50	1463.1	5671	1456	.257	754	680	198	61	452	1463	71	5
2020	36	24	3.58	0	4	17	513.1	1927	448	.232	215	204	+62	21	170	535	20	1
2021	73	89	4.83	1	9	42	1419.1	5460	1392	.255	834	762	239	62	484	1317	48	3
2022	78	84	3.98	0	17	28	1437.0	5458	1320	.242	684	636	184	66	468	1336	50	4
2023	87	75	3.87	2	12	38	1451.1	5472	1294	.236	^659	624	194	63	443	+1560	51	#1
Totals	5,011	1,304	4.16	554	2,258	88,954.2	342,297	90,436	45,305	10,173	29,804	3,127						

HISTORY/RECORDS

(+ — denotes major league leadership; # — denotes tie for major league leadership; ^ — denotes tie for league leadership; * — denotes league leadership)

TWINS ANNUAL TEAM FIELDING

YEAR	PCT	G	PO	A	E	TC	DP	TP	PB
1961	.971	161	4296	1628	174	6098	150	0	16
1962	.979	*163	4379	1778	129	6286	*173	0	13
1963	.976	161	4333	1597	144	6074	140	0	13
1964	.977	163	4416	1645	145	6206	131	0	18
1965	.973	*162	4366	1770	172	6308	158	0	16
1966	.977	162	4316	1589	139	6044	118	+1	5
1967	.978	+164	4383	1595	132	6110	123	0	14
1968	.973	162	4300	1712	170	6182	117	1	9
1969	.977	162	+4503	1856	150	+6509	177	0	18
1970	.980	162	4345	1636	123	6104	130	0	11
1971	.980	160	4248	1603	118	5969	134	0	12
1972	.974	154	4198	1730	159	6087	133	0	7
1973	.978	+162	4355	1761	139	6255	147	0	19
1974	.976	+163	4366	1771	151	6288	164	0	7
1975	.973	159	4269	1842	170	6281	147	0	9
1976	.973	+162	4377	1823	172	6372	+182	+1	11
1977	.978	161	4326	1932	144	6402	184	0	10
1978	.977	162	4379	1943	146	6468	171	0	7
1979	.979	*162	4333	+2007	134	*6474	+203	0	5
1980	.977	161	4353	*1996	148	*6497	192	0	8
1981	.978	*110	2939	1268	96	4303	103	0	3
1982	.982	162	4299	1560	108	5967	162	1	6
1983	.980	162	4312	1700	121	6133	170	+1	11
1984	.980	162	4313	1678	*120	6111	134	+1	4
1985	.980	162	4279	1732	120	6131	139	0	13
1986	.980	162	4298	1626	118	6042	168	0	12
1987	+ .984	+162	4282	1609	+98	5989	147	0	21
1988	+ .986	*162	4295	1500	+84	5879	155	+2	13
1989	.982	*162	4288	1598	107	5993	141	0	8
1990	.983	+162	4307	1705	101	6113	161	+2	11
1991	.985	162	4348	1779	95	6222	161	0	12
1992	.985	162	4359	1776	95	6230	155	0	14
1993	.984	162	4333	1755	100	6188	160	0	21
1994	.982	113	3015	1186	75	4276	99	0	5
1995	.981	144	3818	1487	100	5405	141	0	11
1996	.984	162	4319	1519	94	5932	142	0	11
1997	.983	162	4302	1694	101	6097	170	0	14
1998	.982	162	4343	1585	108	6036	135	0	11
1999	.985	161	4270	1613	92	5975	150	0	12
2000	.983	162	4298	1526	102	5926	155	0	13
2001	.982	162	4324	1542	108	5974	118	0	4
2002	+ .987	161	4334	1422	+74	5830	124	0	^5
2003	.985	162	4386	1481	87	5954	114	0	10
2004	.984	162	+4428	1658	101	6187	158	0	*6
2005	.984	162	4393	1764	102	*6259	171	0	9
2006	.986	162	4318	1647	84	6049	135	1	5
2007	.984	162	4310	1611	95	6017	151	0	6
2008	.982	163	4377	1682	108	6167	168	0	4
2009	.987	163	4359	1565	76	6000	135	0	16
2010	.987	162	4358	1710	78	6146	150	0	8
2011	.980	162	4265	1621	119	6005	153	0	12
2012	.983	162	4316	+1784	107	6207	+188	0	8
2013	.987	162	4351	1723	81	6155	178	0	6
2014	.984	162	4305	1579	97	5981	136	0	8
2015	.986	162	4329	1637	86	6052	150	0	3
2016	.979	162	4329	1610	126	6065	172	0	9
2017	.987	162	4308	1477	78	5863	143	1	16
2018	.984	162	4330	1454	97	5881	127	0	12
2019	.981	162	4390	1405	111	5906	130	+2	15
2020	.990	60	1540	459	^20	2019	39	0	7
2021	.982	162	4258	1420	107	5785	138	1	13
2022	.985	162	4310	1306	83	5699	119	^2	12
2023	.988	162	4354	1286	66	5706	116	0	9
Totals	.981	9,973	266,833	101,956	7,084	375,873	8,939	17	656

(+ — denotes major league leadership; * — denotes league leadership; ^ — denotes tied for major league leadership)

TWINS ANNUAL ATTENDANCE

HOME					ROAD	
AVERAGE	OPENINGS	ATTENDANCE	YEAR	ATTENDANCE	OPENINGS	AVERAGE
16,756	75	1,256,723	1961	798,856	68	11,748
18,857	76	1,433,116	1962	933,850	73	12,792
18,509	76	*1,406,652	1963	704,531	70	10,064
15,285	79	1,207,514	1964	908,892	68	13,366
19,003	77	*1,463,268	1965	1,178,475	69	17,079
16,356	77	1,259,374	1966	1,099,594	67	16,412
19,520	76	1,483,547	1967	1,325,806	71	18,673
15,043	76	1,143,257	1968	1,117,915	72	15,527
17,299	78	1,349,327	1969	1,071,961	76	14,105
16,388	77	1,261,887	1970	1,220,644	78	15,649
12,545	75	940,858	1971	1,079,903	75	14,399
11,564	69	797,901	1972	846,606	71	11,924
11,941	76	907,499	1973	1,168,020	75	15,574
8,603	77	662,401	1974	968,275	75	12,910
10,098	73	737,156	1975	892,629	71	12,572
9,539	75	715,394	1976	1,089,625	77	14,151
15,100	77	1,162,727	1977	1,416,698	75	18,889
10,505	75	787,878	1978	1,316,701	73	18,037
14,274	75	1,070,521	1979	1,471,004	78	18,859
10,537	73	769,206	1980	1,363,019	77	17,702
7,951	59	469,206	1981	844,101	49	17,227
11,373	81	921,186	1982	1,452,080	79	18,381
10,737	80	858,939	1983	1,502,733	77	19,516
19,737	81	1,598,692	1984	1,549,501	76	20,388
20,393	81	1,651,814	1985	1,604,574	75	21,394
15,499	81	1,255,453	1986	1,707,440	79	21,613
25,703	81	2,081,976	1987	1,880,273	78	24,106
37,416	81	*3,030,672	1988	1,980,570	77	25,722
28,117	81	2,277,438	1989	1,988,012	77	25,818
21,895	80	1,751,584	1990	2,003,575	78	25,687
28,319	81	2,293,842	1991	2,306,583	80	28,832
30,647	81	2,482,428	1992	2,274,513	79	28,791
25,292	81	2,048,673	1993	2,300,021	78	29,487
23,704	59	1,398,565	1994	1,695,166	54	31,392
14,690	72	1,057,667	1995	1,634,586	71	23,022
17,967	80	1,437,352	1996	2,013,348	80	25,169
17,421	81	1,411,064	1997	2,095,535	80	26,194
14,395	81	1,165,980	1998	2,161,775	81	26,689
14,850	81	1,202,829	1999	2,245,944	80	28,074
13,093	81	1,059,715	2000	2,332,786	81	28,800
22,287	80	1,782,926	2001	2,274,453	81	28,080
23,759	81	1,924,473	2002	2,144,110	80	26,801
24,025	81	1,946,011	2003	2,027,406	81	25,030
23,598	81	1,911,418	2004	2,144,301	80	26,804
25,114	81	2,304,243	2005	2,217,442	81	27,376
28,210	81	2,285,018	2006	2,267,564	81	27,995
28,350	81	2,296,383	2007	2,501,160	81	30,549
28,425	81	2,302,431	2008	2,402,520	81	29,299
29,466	82	2,416,237	2009	2,251,837	81	27,800
39,798	81	3,223,640	2010	2,215,392	81	27,351
39,112	81	3,168,107	2011	2,344,923	81	28,950
34,512	81	2,776,354	2012	2,284,261	81	28,201
30,588	81	2,477,644	2013	2,188,785	81	27,022
27,785	81	2,250,606	2014	2,128,518	79	26,943
27,408	81	2,220,054	2015	2,344,521	80	29,307
24,245	81	1,963,912	2016	2,215,948	81	27,357
25,641	80	2,051,279	2017	2,223,833	80	27,798
24,489	80	1,959,197	2018	2,188,388	81	27,017
28,322	81	2,294,152	2019	1,880,642	81	23,217
--	31	--	2020	--	29	--
16,377	80	1,310,199	2021	1,360,356	79	17,220
22,514	80	1,801,128	2022	1,825,897	80	22,824
24,372	81	1,974,124	2023	2,207,176	81	27,249
20,866	4,871	101,637,921	TOTALS	107,185,757	4,759	22,523

HISTORY/RECORDS

(* — denotes league leadership)

MISC. ATTENDANCE FACTS AND FIGURES

- Through the first 13 seasons at Target Field, the Twins have drawn 29,470,396 total fans in 1,078 home dates (**3,223,640** in 2010; **3,168,107** in 2011; **2,776,354** in 2012; **2,477,644** in 2013; **2,250,606** in 2014; **2,220,054** in 2015; **1,963,912** in 2016; **2,051,279** in 2017; **1,959,197** in 2018; **2,294,152** in 2019; **1,310,199** in 2021; **1,801,128** in 2022 and **1,974,124** in 2023), averaging 27,338 fans per opening. The 2020 season was played without fans due to COVID-19 and the 2021 season had limited capacity crowds.
- The Twins have sold out 184 regular season dates at Target Field in 1,078 openings since 2010. They sold out **81** in 2010, **57** in 2011, **eight** in 2012, **six** in 2013, **none** in 2014, **six** in 2015, **one** in 2016, **one** in 2017, **one** in 2018, **12** in 2019, **eight** in 2021, **two** in 2022 and **one** in 2023.

TWINS CONSECUTIVE HOME CROWD STREAKS

AT LEAST	OPENINGS	DATES
10,000	1,383	September 21, 2001-end of 2019
20,000	403	September 18, 2009-September 7, 2014
30,000	169	September 18, 2009-August 27, 2012
40,000	22	July 3-August 31, 2010
50,000	4	July 8-22, 1988

TWINS HOME ATTENDANCE HIGHS

EVENT	OPPONENT	DATE	ATTENDANCE	
World Series Game	St. Louis	October 25, 1987	55,376	
Championship Series Game	Anaheim	October 9, 2002	55,990	
Division Series Game	Oakland	October 5, 2002	55,960	
Wild Card Series Game	Toronto	October 4, 2023	38,518	
All-Star Game	National League	July 16, 1985	54,960	
Opening Day	Toronto	April 8, 1988	53,067	
Single Weekday	Detroit	October 6, 2009	54,088	
Single Weeknight	Kansas City	September 25, 1987	52,704	
Doubleheader	California	July 16, 1967	43,419	
Twi-Night Doubleheader	Oakland	July 28, 1990	51,017	
Saturday Morning	Chicago-AL	September 17, 1988	46,439	
Saturday Afternoon	New York-AL	August 13, 1988	51,963	
Saturday Night	Milwaukee	July 9, 1988	52,293	
Sunday	Kansas City	September 27, 1987	53,106	
<hr/>				
Holiday	Morning	New York-AL	May 30, 1962	39,720
	Afternoon	Baltimore	July 4, 1992	48,028
	Night	Kansas City	July 4, 1975	45,890
	Doubleheader	Chicago-AL	July 4, 1961	65,592
	Twi-Nighter	Texas	July 4, 1975	25,714
<hr/>				
Three-Date Series	New York-AL	August 12-14, 1988	155,509	
	Friday Night		52,230	
	Saturday Afternoon		51,963	
	Sunday Afternoon		51,316	
<hr/>				
Four-Date Series	Oakland	August 16-19, 1991	191,938	
	Friday Night		50,019	
	Saturday Night		52,080	
	Sunday Night		44,295	
	Monday Night		45,544	
<hr/>				
Season, Home		2010	3,223,640	
Season, Road		2007	2,501,160	
Game, Road	New York-AL	June 20, 1965	71,245	
Smallest Paid Crowd	Kansas City	September 20, 1965	537	

TWINS REGULAR SEASON HOME CROWDS OF 50,000 OR MORE

RANK	ATTENDANCE	DATE	OPPONENT	D-N	DAY	SCORE
1.	54,088	10-6-09	Detroit	N	Tuesday	6-5
2.	53,106	9-27-87	Kansas City	D	Sunday	8-1
3.	53,067	4-8-88	Toronto	N	Friday	6-3
4.	53,031	4-10-92	Texas	N	Friday	7-1
5.	52,704	9-25-87	Kansas City	N	Friday	4-6
6.	52,625	10-1-88	California	N	Saturday	10-5
7.	52,394	4-4-89	New York-AL	N	Tuesday	2-4
8.	52,293	7-9-88	Milwaukee	N	Saturday	4-5
9.	52,284	7-22-88	Baltimore	N	Friday	6-1
10.	52,279	4-6-82	Seattle	N	Tuesday	7-11
11.	52,230	8-12-88	New York-AL	N	Friday	4-6
12.	52,080	8-17-91	Oakland	N	Saturday	12-4
13.	52,008	6-4-88	Oakland	N	Saturday	4-6
14.	51,963	8-13-88	New York-AL	D	Saturday	12-2
15.	51,863	5-16-84	Toronto	D	Wednesday	7-8
16.	51,717	4-25-87	California	N	Saturday	8-7
17.	51,687	7-27-88	Toronto	D	Wednesday	1-4
18.	51,617	4-6-93	Chicago-AL	N	Tuesday	5-10
19.	51,316	8-14-88	New York-AL	D	Sunday	6-9
20.	51,285	7-8-88	Milwaukee	N	Friday	3-5
21.	51,163	4-15-85	California	N	Monday	0-5
22.	51,155	10-4-09	Kansas City	D	Sunday	13-4
23.	51,122	9-5-87	Milwaukee	N	Saturday	2-1
24.	51,085	6-30-91	Chicago-AL	D	Sunday	3-0
25.	51,058	10-5-91	Toronto	N	Saturday	3-1
26.	51,043	8-1-92	Milwaukee	N	Saturday	9-6
27.	51,017	7-28-90	Oakland	N	Saturday	1-4 & 9-4
28.	51,011	9-7-96	California	N	Saturday	6-3
29.	50,818	4-11-92	Texas	N	Saturday	8-10
30.	50,525	6-29-91	Chicago-AL	N	Saturday	4-8
31.	50,465	8-22-92	Toronto	N	Saturday	2-4
32.	50,237	8-8-87	Oakland	N	Saturday	9-2
33.	50,020	7-10-88	Milwaukee	D	Sunday	2-3
34.	50,019	8-16-91	Oakland	N	Friday	5-4

TARGET FIELD TOP ATTENDANCE FIGURES

EXHIBITION:	32,995 on Friday, April 2, 2010 vs. St. Louis
REGULAR SEASON:	41,378 on Saturday, July 2, 2011 vs. Milwaukee
TRAD. DOUBLEHEADER:	48,436 on Friday, September 28, 2018 vs. Chicago-AL
POSTSEASON:	42,035 on Thursday, October 7, 2010 (Game 2) vs. New York-AL
2-GAME SERIES:	77,887 from May 10-11, 2011 vs. Detroit
3-GAME SERIES:	123,385 from July 1-3, 2011 vs. Milwaukee
4-GAME SERIES:	164,950 from August 18-21, 2011 vs. New York-AL
ANY EVENT:	44,627 on August 10, 2023 for Pink's "Summer Carnival" tour

TWINS INDIVIDUAL SINGLE-GAME RECORDS

BATTING AND BASERUNNING			
CATEGORY	RECORD	PLAYER	OPPONENT AND DATE
At-Bats	*7	Gladden	Texas, May 20, 1989
X-Inning	10	Willingham	Chicago-AL, August 3, 2014
		Braun (22 inn.)	Milwaukee, May 12, 1972
		Thompson (22 inn.)	Milwaukee, May 12, 1972
		Tovar (22 inn.)	Milwaukee, May 12, 1972
		Mack (22 inn.)	Cleveland, August 31, 1993
Runs	5	Carew	Chicago-AL, June 26, 1977
Hits	6	Teufel	Toronto, September 16, 1983
		Molitor	Detroit, April 24, 1996
		Rivas	Cleveland, June 4, 2002
		Puckett	Milwaukee, August 30, 1987
X-Inning	6	Puckett	Texas, May 23, 1991
Extra-Base Hits	4	9 times, last Polanco	Cleveland, September 6, 2021
Total Bases	14	Puckett	Milwaukee, August 30, 1987
Singles	5	13 times, last Rosario	Kansas City (second game), July 1, 2017
Doubles	4	Puckett	Toronto, May 13, 1989
Triples	*3	Span	Detroit, June 29, 2010
Home runs, Inning	*2	Cuddyer	Kansas City, August 23, 2009
		Allison	Cleveland, May 17, 1963
Home runs, Game	3	Killebrew	Boston (first game), September 21, 1963
		Oliva	Kansas City, July 3, 1973
		Morneau	Chicago-AL (second game), July 6, 2007
		Kepler	Cleveland, August 1, 2016
		Dozier	Kansas City, September 5, 2016
		Rosario	Seattle, June 13, 2017
		Buxton	Toronto, August 27, 2017
		Rosario	Cleveland, June 3, 2018
		Kepler	Cleveland, June 6, 2019
		Cruz	Chicago-AL, July 25, 2019
		Cruz	Kansas City, August 3, 2019
		Sanó	Chicago-AL, May 18, 2021
		Bush	Texas, May 20, 1989
		Bush	Baltimore, May 7, 1978
		RBI	8
Walks	5	Smalley	Baltimore, May 7, 1978
		Allison	Detroit, September 2, 1965
Strikeouts	5	6 times, last Sanó (17 inn.)	Boston, June 18, 2019
X-Inning	6	Terrell	Seattle, April 11, 1977
GDP	3	J. M. Morales	Milwaukee, May 17, 1980
		Blyleven	Baltimore, July 27, 1970
Sacrifices	3	45 times, last Kirilloff	Los Angeles-AL, September 22, 2023
Sacrifice Flies	2	8 times, last Dozier (11 inn.)	Milwaukee, May 19, 2012
		Koskie	Chicago-AL, July 27, 2004
Hit-by-Pitch	3	Kusick (11 inn.)	Milwaukee, August 27, 1975
		Hisle	Kansas City, June 30, 1976

PITCHING					
CATEGORY	RECORD	PLAYER	OPPONENT AND DATE		
Innings Pitched	13.0	Merritt	New York-AL (second game), July 26, 1967		
Hits	15	Radke	Anaheim, August 27, 2004		
		Pavano	Chicago-AL, August 19, 2010		
X-Inning	15	Zahn (10 inn.)	Toronto, August 26, 1978		
Runs	11	Reed	New York-AL, April 21, 2003		
Earned Runs	10	Albury	Kansas City, August 6, 1974		
		Decker	Kansas City, May 12, 1976		
		Zahn	Baltimore (second game), July 21, 1980		
		W. Banks	Chicago-AL, August 4, 1992		
		Mahomes	Detroit, April 24, 1993		
		Reed	New York-AL, April 21, 2003		
		Ryan	San Diego, July 29, 2022		
		Maeda	New York-AL, April 26, 2023		
		Blyleven	Texas, September 13, 1986		
		Silva	Baltimore, August 22, 2006		
Home Runs	5	Ryan	San Diego, July 29, 2022		
		Ryan	Atlanta, June 27, 2023		
Strikeouts	17	J. Santana	Texas, August 19, 2007		
Consecutive Strikeouts	8	Maeda	Milwaukee, August 18, 2020		
Walks	9	Roland	Chicago-AL (first game), April 21, 1963		
		Tiant	Detroit, May 5, 1970		
		T. Hall	Oakland, September 23, 1970		
		Hughes	New York-AL, July 19, 1975		
		Berenguer	Boston, June 2, 1987		
		Intentional Walks	3	9 times, last Cressend	New York-AL, May 17, 2002
		Hit Batsmen	*4	Blyleven	Cleveland, April 22, 1988
Wild Pitches	4	Berrios	Chicago-AL, August 29, 2019		
Balks	3	Niekro	New York-AL, April 19, 1988		
Pickoffs	2	12 times, last Berrios	Seattle, April 8, 2021		

* — denotes tie for major league record

HISTORY/RECORDS

TWINS TEAM SINGLE-GAME RECORDS

BATTING AND BASE-RUNNING

CATEGORY	RECORD	OPPONENT AND DATE
At-Bats	50	4 times last, Chicago-AL, August 3, 2014
X-Inning	78	(22 inn.) Cleveland, August 31, 1993
Runs	24	Detroit, April 24, 1996
Runs, Both Clubs	35	(24-11) Detroit, April 24, 1996
Hits	28	Seattle, June 13, 2017
X-Inning	24	(11 inn.) Seattle, September 29, 1989
Hits, Both Clubs	42	2 times last, Seattle, June 13, 2017
Extra-Base Hits	13	2 times last, Texas, July 5, 2019
Extra-Base Hits, Both Clubs	24	Cleveland, July 13, 1996
Total Bases	48	Baltimore (second game), April 20, 2019
Singles	21	Seattle, June 13, 2017
X-Inning	20	(11 inn.) Seattle, September 29, 1989
Doubles	9	Texas, July 5, 2019
Triples	4	2 times last, Texas, June 14, 2015
Home Runs	8	3 times last, Los Angeles-AL, May 23, 2019
Home Runs, Both Clubs	11	2 times last, Los Angeles-AL, May 23, 2019
Runs Batted In	22	2 times last, Cleveland, June 4, 2002
Runs Batted In, Both Clubs	33	Detroit, April 24, 1996
Walks	14	3 times last, Kansas City, August 5, 2006
X-Inning	18	(18 inn.) Seattle, July 19, 1969
Walks, Both Clubs	21	Kansas City, September 10, 1976
X-Inning	22	2 times last, (10 inn.) Baltimore, May 15, 1978
Intentional Walks	5	Kansas City A's, September 14, 1965
X-Inning	5	(22 inn.) Milwaukee, May 12, 1972
Intentional Walks, Both Clubs	5	2 times last, Boston, August 28, 1984
X-Inning	7	(22 inn.) Milwaukee, May 12, 1972
Strikeouts	19	Cleveland (first game), August 17, 2017
X-Inning	22	(18 inn.) Tampa Bay, June 27, 2019
Strikeouts, Both Clubs	29	2 times last, Detroit, September 22, 2016
X-Inning	39	(18 inn.) Tampa Bay, June 27, 2019
Grounded into Double Play	5	8 times last, Chicago-AL, July 23, 2012
X-Inning	5	(22 inn.) Milwaukee, May 12, 1972
Sacrifice Hits	5	Chicago-AL, June 23, 1979
X-Inning	5	3 times last, (17 inn.) Texas, September 17, 1977
Sacrifice Flies	4	4 times last, Toronto, August 26, 2016
X-Inning	3	4 times last, Baltimore, May 10, 2005
Hit-by-Pitch	4	2 times last, Kansas City, April 13, 1971
X-Inning	4	(17 inn.) Cleveland, May 7, 1995
Left on Base	17	2 times last, Milwaukee, September 4, 1990
X-Inning	23	2 times last, (22 inn.) Milwaukee, May 12, 1972
Stolen Bases	6	Seattle, September 9, 1992
Opponent Stolen Bases	7	3 times last, New York-AL, May 10, 1987
X-Inning	12	(12 inn.) Oakland (first game), August 1, 1976
Stolen Bases, Both Clubs	8	Many last, Cincinnati, June 29, 2015
X-Inning	14	(12 inn.) Oakland, August 1, 1976
Largest Margin of Victory	21	(23-2) Cleveland, June 4, 2002
Largest Margin of Loss	18	(20-2) Kansas City A's, April 25, 1961
Runs in Shutout	17	Kansas City, September 2, 2017
Opponent Runs in Shutout	17	California, April 23, 1980
Runs in Inning	11	4 times last, (5th inn.) Boston, May 20, 1994
Opponent Runs in Inning	12	Kansas City, June 17, 2003
Consecutive Scoring Innings	7	Many last, San Diego, September 12, 2017
Hits in Inning	10	2 times last, (5th inn.) Boston, May 20, 1994
Opponent Hits in Inning	10	4 times last, (4th inn.) Oakland, September 11, 2013
Consecutive Hits	8	3 times last, (1st inn.) San Francisco, June 21, 2011
Opponent Consecutive Hits	10	(2nd inn.) Toronto, September 4, 1992
Most Players 2+ Hits	9	3 times last, Houston, June 6, 1999
Most Baserunners	34	Kansas City, September 10, 1976
X-Inning	35	(18 inn.) Seattle, July 19, 1969
Batters in Inning	16	(5th inn.) Boston, May 20, 1994
X-Inning	16	(10 inn.) Oakland, June 21, 1969

LONGEST SCORELESS INNING STREAKS FOR TWINS STARTERS

PITCHER	STREAK	DATES
Johan Santana	33.0 IP	August 28-September 24, 2004
Scott Erickson	29.1 IP	April 21-May 7, 1991
Frank Viola	29.0 IP	April 26-May 10, 1988
Jim Kaat	27.1 IP	August 19-31, 1966
Jake Odorizzi	22.1 IP	April 29-May 15, 2019
Kyle Gibson	22.0 IP	June 2-18, 2014

TWINS TEAM SINGLE-GAME RECORDS

PITCHING		OPPONENT AND DATE
CATEGORY	RECORD	
Hits	27	Texas, July 25, 2011
X-Inning	26... (17 inn.)	Cleveland, May 7, 1995
Runs	23... (23-6)	Kansas City, April 6, 1974
Earned Runs	20	Kansas City, April 6, 1974
Home Runs	7	Texas, September 13, 1986
Strikeouts	19	Texas, August 19, 2007
X-Inning	18... (13 inn.)	Cleveland, June 2, 2005
Walks	13... 2 times	last, Boston (second game), May 2, 1971
Intentional Walks	5... (12 inn.)	Chicago-AL, May 4, 2023
Hit Batsmen	4... 3 times	last, Chicago-NL, September 21, 2021
Wild Pitches	4... 10 times	last, Chicago-AL, August 29, 2019
X-Inning	4... (13 inn.)	Chicago-AL, July 25, 1964
Balks	3... 2 times	last, New York-AL, April 19, 1988
Pickoffs	2... 19 times	last, Seattle, April 8, 2021
Pitchers Used	10	Cleveland, September 26, 2017
X-Inning	10... (18 inn.)	Tampa Bay, June 27, 2019
Pitchers, Both Clubs	17	Cleveland, September 26, 2017
X-Inning	19... (18 inn.)	Tampa Bay, June 27, 2019
Pitchers In Inning	5... 2 times	last, (8th inn.), Kansas City, September 9, 2017

FIELDING		OPPONENT AND DATE
CATEGORY	RECORD	
Assists	22... 2 times	last, Milwaukee, August 7, 1990
X-Inning	42... (22 inn.)	Cleveland, August 31, 1993
Opponent Assists	24	Boston, July 4, 1990
X-Inning	34... (22 inn.)	Milwaukee, May 12, 1972
Assists, Both Clubs	37	Detroit, June 11, 1980
X-Inning	67... (22 inn.)	Cleveland, August 31, 1993
Errors	7	Chicago-AL, May 7, 1965
Opponent Errors	6... 3 times	last, Cleveland, August 28, 1991
X-Inning	6... (13 inn.)	Los Angeles-AL, April 16, 1963
Errors, Both Clubs	9	Cleveland, September 3, 1972
X-Inning	9... (13 inn.)	Los Angeles-AL, April 16, 1963
Passed Balls	3	Detroit, August 13, 2017
X-Inning	3... (11 inn.)	Baltimore, August 1, 1962
Double Plays	6... 2 times	last, Anaheim, August 3, 2004
X-Inning	6... (10 inn.)	Toronto, August 29, 1977
Opponent Double Plays	6	Texas, August 2, 2006
X-Inning	5... 2 times	last, (12 inn.) Toronto, August 25, 1984
Double Plays, Both Clubs	10	Boston, July 18, 1990
X-Inning	8... (12 inn.)	Toronto, August 25, 1984
Triple Plays	2	Boston, July 17, 1990

MISCELLANEOUS		OPPONENT AND DATE
CATEGORY	RECORD	
Players Used	23	Kansas City, October 4, 1987
X-Inning	27... (12 inn.)	Kansas City, September 29, 1970
Players, Both Clubs	42	Chicago-AL, September 21, 1983
X-Inning	49... (12 inn.)	Kansas City, September 29, 1970
Pinch-Hitters Used	8	Seattle, September 13, 1996
X-Inning	7... (22 inn.)	Milwaukee, May 12, 1972
Most Innings Played	22... 2 times	last, Cleveland, August 31, 1993
Longest Game	4:19	Detroit, July 23, 2017
X-Inning	6:36... (17 inn.)	Cleveland, May 7, 1995
Shortest Game	1:33	Toronto, September 28, 1982
5-Inning	1:03	Boston, August 6, 1967
7-Inning	1:45	Detroit, September 4, 2020
Longest 1-0 Game	15 inn.	Kansas City, May 23, 1981
Warmest Home Start	97... 3 times	last, Baltimore, July 16, 2012
Warmest, Road	109	Texas, June 27, 1980
Coldest Home Start	27	Seattle, April 7, 2018
Coldest, Road	30	Detroit, April 9, 1997

TWINS INDIVIDUAL SEASON RECORDS

BATTING AND BASERUNNING

Average388, Carew, 1977
Games+164, Tovar, 1967
Plate Appearances744, Puckett, 1985
At-Bats691, Puckett, 1985
Runs140, Knoblauch, 1996
Hits239, Carew, 1977
RBI140, Killebrew, 1969
Extra-Base Hits84, Oliva, 1964
Total Bases374, Oliva, 1964
Slugging Percentage639, Cruz, 2019
On-Base Percentage449, Carew, 1977
Pinch-Hit Average (20+ AB)444, Leius, 1991
Pinch Hits19, Hale, 1996
Bunt Hits30, Gómez, 2008
Infield Hits50, Gómez, 2008
Singles180, Carew, 1974
Doubles47, Morneau, 2008
Triples20, Guzmán, 2000
Home Runs, Right-Handed49, Killebrew, 1964, '69
Home Runs, Left-Handed36, Kepler, 1988
Home Runs, Rookie33, Hall, 1963
Home Runs, Home29, Killebrew, 1961
Home Runs, Road28, Killebrew, 1962
Grand Slams4, Lewis, 2023

Consecutive Games w/ a Home Run, 5, Killebrew, 3x, in 1964, '70
Cordova, 1995
Dozier, 2016
Cruz, 2019

Walks145, Killebrew, 1969
Hit-by-Pitch19, Knoblauch, 1996
Strikeouts183, Sanó, 2021
Fewest Strikeouts16 (min. 385 AB's), Harper, 1989
Ground Into Double Play30, Correa, 2023
Fewest Ground Into Double Play1 (min. 500 PA), Buxton, 2017
Sacrifice Hits25, Wilfong, 1979
Sacrifice Flies13, Gaetti, 1982
Consecutive Games Played319, Morneau, 2007-09
Consecutive Game Hit-Stroke31, Landreaux, 1980
Consecutive Hits9, Oliva, 1967
	Hatcher, 1985
	Walker, 1998
Consecutive Times on Base11, Carew, 1967
	Knoblauch, 1996
	Walker, 1998
Multi-Hit Games74, Puckett, 1989
4-Hit Games8, Carew, 1977
	Puckett, 1988
Consecutive Hitless At-Bats53, Chance, 1967
Stolen Bases62, Knoblauch, 1997
Caught Stealing22, Carew, 1976
Stolen Base Percentage96.7 (29-for-30), Buxton, 2017

PITCHING

ERA2.45 (202.1 IP), Anderson, 2008
Win Percentage800 (12-3), J. Santana, 2003 and Liriano, 2006
Wins25, Kaat, 1966
Relief Wins17, Campbell, 1976
Losses20, Ramos, 1961
Decisions38, Kaat, 1966
Saves47, Nathan, 2009
Games+90, Marshall, 1979
Games Started42, Kaat, 1965
Complete Games25, Blyleven, 1973
Consecutive Complete Games8, Pascual, 1964
Relief Appearances*89, Marshall, 1979
Games Finished#84, Marshall, 1979
Innings Pitched325.0, Blyleven, 1973
Hits296, Blyleven, 1973
Runs141, Viola, 1983
Earned Runs129, Hawkins, 1999
Home Runs#50, Blyleven, 1986
Strikeouts265, J. Santana, 2004
Walks127, J. Hughes, 1975
Intentional Walks16, Perranoski, 1969

(# — denotes major league record; + — denotes league record; * — denotes tie for league record)

Hit Batsmen18, Kaat, 1962
Wild Pitches15, Goltz, 1976
	Smithson, 1986
	Morris, 1991
	J. Santana, 2002
Balks5, R. Erickson, 1981
	Straker, 1987
	Berenguer, 1988
	Banks, 1993
Pickoffs14, Koonsman, 1979
Shutouts9, Blyleven, 1973
Shutouts Lost5, Stigman, 1964
	Decker, 1974
	Viola, 1983
Consecutive Shutout Innings Pitched36.0, Romero, 2004
1-0 Games Won3, Blyleven, 1971
1-0 Games Lost2, many players
Consecutive Wins17, J. Santana, 2004-05
Single Season13, J. Santana, 2004
Consecutive Losses16, Felton, 1980-82
Single Season13, Felton, 1982

FIELDING BY POSITION

POSITION	PLAYER	YEAR	G	PO	A	E	FIELDING %
P	Jim Perry	1971	40	17	44	0	1.000
C	Joe Mauer	2007	91	598	35	1	.998
1B	Joe Mauer	2017	125	947	63	2	.998
2B	Rob Wilfong	1980	120	238	337	3	.995
3B	Gio Urshela	2022	136	100	237	6	.983
SS	Carlos Correa	2023	135	166	278	6	.987
OF*	Max Kepler	2019	130	277	4	0	1.000
OF*	Ben Revere	2012	121	274	8	0	1.000
All	TEAM	2023	162	4354	1286	66	.988

(Position players: Minimum 750 innings in the field) * - Tied for club record

TWINS 200-PLUS HITS IN A SEASON

PLAYER	YEAR	HITS	PLAYER	YEAR	HITS
Tony Oliva	1964	217	Kirby Puckett	1986	223
Tony Oliva	1970	204	Kirby Puckett	1987	207
César Tovar	1971	204	Kirby Puckett	1988	234
Rod Carew	1973	203	Kirby Puckett	1989	215
Rod Carew	1974	218	Kirby Puckett	1992	210
Rod Carew	1976	200	Paul Molitor	1996	225
Rod Carew	1977	239			

TWINS TEAM SEASON RECORDS

MISCELLANEOUS

Highest Win Percentage (102-60)	630	in 1965
Lowest Win Percentage (59-103)	364	in 2016
Best Home Percentage (57-24)	704	in 1969
Best Road Percentage (55-26)	679	in 2019
Most Consecutive Wins	15	in 1991
Most Consecutive Losses	14	in 1982
Most Doubleheaders	20	in 1961
Most Doubleheaders Won	7	in 1965
Most Games	+164	in 1967
Fewest Games	110	in 1981
Most Home Games	*84	in 1985
Most Road Games	83	in 1967
Most One-Run Games	68	in 1968

Most One-Run Games Won	35	in 1968
Most Extra-Innings	23	in 2005 and '21
Most Extra-Inning Games Won	15	in 2005
Most Night Games	118	in 1990
Most Night Games Won	69	in 1991, '02 and '06
Most Day Games	94	in 1961
Most Day Games Won	54	in 1962 and '69
Most Players Used	62	in 2022
Fewest Players Used	31	in 1976
Most Pitchers	36	in 2017 and 2022
Fewest Pitchers	12	in 1967 and '72
Most Pinch-Hitters	265	in 1968 and '79
Fewest Pinch-Hitters	63	in 2012

BATTING AND BASERUNNING

Highest Batting Average	288	in 1968
Lowest Batting Average	237	in 1968
Highest Pinch-Hit Average	363	in 1994
Lowest Pinch-Hit Average	127	in 2015
Most At-Bats	5732	in 2019
Fewest At-Bats	5373	in 1968
Most Runs	939	in 2019
Fewest Runs	562	in 1968
Most Hits	1633	in 1996
Fewest Hits	1274	in 1968
Most Bunt Hits	65	in 2008
Most Extra-Base Hits	648	in 2019
Fewest Extra-Base Hits	338	in 1974
Most Total Bases	2832	in 2019
Fewest Total Bases	1878	in 1968
Highest Slugging Percentage	494	in 2019
Lowest Slugging Percentage	350	in 1968
Most Singles	1192	in 1974
Fewest Singles	795	in 2021
Most Doubles	348	in 2002
Fewest Doubles	190	in 1974
Most Triples	60	in 1977
Fewest Triples	15	in 2013
Most Home Runs	307	in 2019
Fewest Home Runs	81	in 1976
Most Grand Slams	8	in 1961 and 2023
Fewest Grand Slams	0	in 1968

Most Consecutive Games with a HR	18	in 2023
Most Runs Batted In	906	in 2019
Fewest Runs Batted In	522	in 1968
Most Walks	649	in 1962
Fewest Walks	436	in 1980
Most Intentional Walks	79	in 1965
Fewest Intentional Walks	11	in 2022
Most Strikeouts	1654	in 2023
Fewest Strikeouts	684	in 1978
Most GDP	172	in 1996
Fewest GDP	89	in 2018
Most Sacrifice Hits	142	in 1979
Fewest Sacrifice Hits	7	in 2021
Most Sacrifice Flies	72	in 2008
Fewest Sacrifice Flies	25	in 2011
Most Hit-by-Pitch	92	in 2023
Fewest Hit-by-Pitch	21	in 1980
Most Left on Base	1262	in 1974
Fewest Left on Base	993	in 2015
Most Stolen Bases	151	in 1997
Fewest Stolen Bases	28	in 2019
Most Caught Stealing	75	in 1976
Fewest Caught Stealing	14	in 1963
Highest Stolen Base Percentage	82.7%	(86-for-104) in 2023
Lowest Stolen Base Percentage	52.2%	(47-for-90) in 1961
Consecutive Scoreless Innings	30.0	in 1964 and '78

HISTORY/RECORDS

PITCHING

Lowest ERA	2.89	in 1968
Highest ERA	5.28	in 1996
Most Wins	102	in 1965
Fewest Wins	59	in 2016
Most Losses	103	in 2016
Fewest Losses	60	in 1965
Most Saves	58	in 1970
Fewest Saves	22	in 1975
Most Innings Pitched	1497.2	in 1969
Fewest Innings Pitched	1416.2	in 1971
Most Runs Allowed	900	in 1996
Fewest Runs Allowed	546	in 1968
Most Earned Runs Allowed	844	in 1996
Fewest Earned Runs Allowed	461	in 1968
Most Hits Allowed	1634	in 2000
Fewest Hits Allowed	1224	in 1968
Most Home Runs Allowed	239	in 2021
Fewest Home Runs Allowed	89	in 1976
Most Strikeouts	1560	in 2023
Fewest Strikeouts	703	in 1978
Most Walks	643	in 1982
Fewest Walks	348	in 2005

Most Intentional Walks	76	in 1969
Fewest Intentional Walks	10	in 2019
Most Hit Batsmen	80	in 2018
Fewest Hit Batsmen	12	in 1982
Most Wild Pitches	83	in 2016
Fewest Wild Pitches	32	in 1980
Most Balks	38	in 1988
Fewest Balks	0	in 2018
Most Pickoffs	29	in 1979 and '85
Most Complete Games	58	in 1963 and '67
Fewest Complete Games	0	in 2022
Consecutive Complete Games	7	in 1962
Most Consecutive Games without a CG	724	from 2018 to 2023
Most Relievers Used	682	in 2017
Fewest Relievers Used	163	in 1975
Most Shutouts Won	18	in 1967 and '73
Fewest Shutouts Won	3	in 1993
Most Shutouts Lost	14	in 1964, '72, '90 and '06
Fewest Shutouts Lost	2	in 2017
Consecutive Shutout Innings Pitched	32.0	in 2004
Most 1-0 Games Won	5	in 1966
Most 1-0 Games Lost	5	in 1974

FIELDING

Most Errors	174	in 1961
Fewest Errors	66	in 2023
Most Consecutive Errorless Games	14	in 2020
Most Passed Balls	21	in 1987 and '93
Fewest Passed Balls	3	in 2015
Most Double Plays	203	in 1979
Fewest Double Plays	114	in 2003
Most Consecutive Games with a Double Play	17	in 1979

Highest Fielding Percentage	988	in 2023
Lowest Fielding Percentage	971	in 1961
Most Chances	6509	in 1969
Fewest Chances	5700	in 2022
Most Putouts	4503	in 1969
Fewest Putouts	4248	in 1971
Most Assists	2007	in 1979
Fewest Assists	1286	in 2023

*excludes shortened seasons of 1972, 1981, 1994 and 1995 (strikes), as well as 2020 (COVID-19)

TWINS ALL-TIME TOP TEN

BATTING

SINGLE SEASON

BATTING AVERAGE

388+	Rod Carew	1977
365+	Joe Mauer	2009
364+	Rod Carew	1974
359	Rod Carew	1975
356	Kirby Puckett	1988
350+	Rod Carew	1973
347+	Joe Mauer	2006
341	Chuck Knoblauch	1996
341	Paul Molitor	1996
339+	Kirby Puckett	1989

GAMES

164+	César Tovar	1967
163	Harmon Killebrew	1967
163+	Justin Morneau	2008
162**	Harmon Killebrew	1966
162	Harmon Killebrew	1969
162**	Roy Smalley	1979
162**+	Gary Gaetti	1984
161	Tony Oliva	1964
161	César Tovar	1970
161	Kirby Puckett	1985
161	Kirby Puckett	1986
161	Paul Molitor	1996

AT-BATS

691+	Kirby Puckett	1985
680	Kirby Puckett	1986
672*	Tony Oliva	1964
666*	Zoilo Versalles	1965
660	Paul Molitor	1996
659	Zoilo Versalles	1964
657	César Tovar	1971
657+	Kirby Puckett	1988
650	César Tovar	1970
649*	César Tovar	1967

RUNS

140	Chuck Knoblauch	1996
128+	Rod Carew	1977
126+	Zoilo Versalles	1965
120	César Tovar	1970
119	Kirby Puckett	1986
117	Chuck Knoblauch	1997
112	Brian Dozier	2014
109*	Tony Oliva	1964
109	Kirby Puckett	1988
107	Tony Oliva	1965
107	Chuck Knoblauch	1995
107	Jorge Polanco	2019

HITS

239+	Rod Carew	1977
234+	Kirby Puckett	1988
225*	Paul Molitor	1996
223	Kirby Puckett	1986
218+	Rod Carew	1974
217+	Tony Oliva	1964
215+	Kirby Puckett	1989
210+	Kirby Puckett	1992
207**	Kirby Puckett	1987
204*	Tony Oliva	1970
204*	César Tovar	1971

TOTAL BASES

374+	Tony Oliva	1964
365	Kirby Puckett	1986
358+	Kirby Puckett	1988
351	Rod Carew	1977
336	Brian Dozier	2016
333	Kirby Puckett	1987
331	Justin Morneau	2006
328	Harmon Killebrew	1961
324	Harmon Killebrew	1969
323	Tony Oliva	1970

CAREER

BATTING AVERAGE

334	Rod Carew	1967-78
318	Kirby Puckett	1984-95
309	Shane Mack	1990-94
306	Brian Harper	1988-93
306	Joe Mauer	2004-18
304	Tony Oliva	1962-76
304	Chuck Knoblauch	1991-97
286	Larry Hisle	1973-77
284	Denard Span	2008-12
284	Steve Braun	1971-76
284	Mickey Hatcher	1981-86

GAMES

1939	Harmon Killebrew	1961-74
1858	Joe Mauer	2004-18
1783	Kirby Puckett	1984-95
1747	Kent Hrbek	1981-94
1676	Tony Oliva	1962-76
1635	Rod Carew	1967-78
1373	Torii Hunter	1997-2007, '15
1361	Gary Gaetti	1981-90
1278	Justin Morneau	2003-13
1236	Bob Allison	1961-70

AT-BATS

7244	Kirby Puckett	1984-95
6930	Joe Mauer	2004-18
6593	Harmon Killebrew	1961-74
6301	Tony Oliva	1962-76
6235	Rod Carew	1967-78
6192	Kent Hrbek	1981-94
5013	Torii Hunter	1997-2007, '15
4989	Gary Gaetti	1981-90
4749	Justin Morneau	2003-13
4148	Zoilo Versalles	1961-67

RUNS

1071	Kirby Puckett	1984-95
1047	Harmon Killebrew	1961-74
1018	Joe Mauer	2004-18
950	Rod Carew	1967-78
903	Kent Hrbek	1981-94
870	Tony Oliva	1962-76
739	Torii Hunter	1997-2007, '15
713	Chuck Knoblauch	1991-97
669	Justin Morneau	2003-13
648	Bob Allison	1961-70

HITS

2304	Kirby Puckett	1984-95
2123	Joe Mauer	2004-18
2085	Rod Carew	1967-78
1917	Tony Oliva	1962-76
1749	Kent Hrbek	1981-94
1713	Harmon Killebrew	1961-74
1343	Torii Hunter	1997-2007, '15
1318	Justin Morneau	2003-13
1276	Gary Gaetti	1981-90
1197	Chuck Knoblauch	1991-97

TOTAL BASES

3453	Kirby Puckett	1984-95
3412	Harmon Killebrew	1961-74
3040	Joe Mauer	2004-18
3002	Tony Oliva	1962-76
2976	Kent Hrbek	1981-94
2792	Rod Carew	1967-78
2318	Torii Hunter	1997-2007, '15
2302	Justin Morneau	2003-13
2181	Gary Gaetti	1981-90
1881	Bob Allison	1961-70

TWINS ALL-TIME TOP TEN

BATTING

SINGLE SEASON

DOUBLES		
47	Justin Morneau	2008
46	Marty Cordova	1996
46	Delmon Young	2010
45**+	Zoilo Versalles	1965
45	Kirby Puckett	1989
45+	Chuck Knoblauch	1994
45	Torii Hunter	2007
44	Matt Lawton	2000
43*	Tony Oliva	1964
43	Joe Mauer	2010

TRIPLES

20+	Cristian Guzmán	2000
16*	Rod Carew	1977
15+	Eddie Rosario	2015
14*	Chuck Knoblauch	1996
14+	Cristian Guzmán	2001
14+	Cristian Guzmán	2003
13*	Zoilo Versalles	1963
13*	César Tovar	1970
13	Kirby Puckett	1985
12**	Zoilo Versalles	1965
12	Rod Carew	1976
12	Lyman Bostock	1977

HOME RUNS

49+	Harmon Killebrew	1964
49+	Harmon Killebrew	1969
48*	Harmon Killebrew	1962
46	Harmon Killebrew	1961
45+	Harmon Killebrew	1963
44**+	Harmon Killebrew	1967
42	Brian Dozier	2016
41	Nelson Cruz	2019
41	Harmon Killebrew	1970
39	Harmon Killebrew	1966

RUNS BATTED IN

140+	Harmon Killebrew	1969
130	Justin Morneau	2006
129	Justin Morneau	2008
126*	Harmon Killebrew	1962
122	Harmon Killebrew	1961
121	Kirby Puckett	1988
119*	Harmon Killebrew	1971
119*	Larry Hisle	1977
113	Harmon Killebrew	1967
113	Harmon Killebrew	1970
113	Paul Molitor	1996

WALKS

145*	Harmon Killebrew	1969
131+	Harmon Killebrew	1967
128	Harmon Killebrew	1970
114+	Harmon Killebrew	1971
107	Harmon Killebrew	1961
106	Harmon Killebrew	1962
103	Bob Allison	1961
103+	Harmon Killebrew	1966
98	Chuck Knoblauch	1996
95	Chili Davis	1991

STRIKEOUTS

183	Miguel Sanó	2021
178	Miguel Sanó	2016
173	Miguel Sanó	2017
159	Miguel Sanó	2019
150	Byron Buxton	2017
148	Brian Dozier	2015
145+	Bobby Darwin	1972
142+	Joey Gallo	2023
142+	Harmon Killebrew	1962
142	Carlos Gómez	2008

CAREER

DOUBLES		
428	Joe Mauer	2004-18
414	Kirby Puckett	1984-95
329	Tony Oliva	1962-76
312	Kent Hrbek	1981-94
305	Rod Carew	1967-78
289	Justin Morneau	2003-13
281	Torii Hunter	1997-2007, '15
252	Gary Gaetti	1981-90
239	Michael Cuddyer	2001-11
232	Harmon Killebrew	1961-74

TRIPLES

90	Rod Carew	1967-78
61	Cristian Guzmán	1999-04
57	Kirby Puckett	1984-95
56	Zoilo Versalles	1961-67
51	Chuck Knoblauch	1991-97
48	Tony Oliva	1962-76
45	César Tovar	1965-72
41	Bob Allison	1961-70
36	Denard Span	2008-12
35	Greg Gagne	1983-92
35	Michael Cuddyer	2001-11

HOME RUNS

475	Harmon Killebrew	1961-74
293	Kent Hrbek	1981-94
221	Justin Morneau	2003-13
220	Tony Oliva	1962-76
214	Torii Hunter	1997-2007, '15
211	Bob Allison	1961-70
207	Kirby Puckett	1984-95
201	Gary Gaetti	1981-90
167	Brian Dozier	2012-18
163	Tom Brunansky	1982-88

RUNS BATTED IN

1325	Harmon Killebrew	1961-74
1086	Kent Hrbek	1981-94
1085	Kirby Puckett	1984-95
947	Tony Oliva	1962-76
923	Joe Mauer	2004-18
860	Justin Morneau	2003-13
792	Torii Hunter	1997-2007, '15
758	Gary Gaetti	1981-90
733	Rod Carew	1967-78
642	Bob Allison	1961-70

WALKS

1321	Harmon Killebrew	1961-74
939	Joe Mauer	2004-18
838	Kent Hrbek	1981-94
641	Bob Allison	1961-70
613	Rod Carew	1967-78
549	Roy Smalley	1976-82, '85-87
513	Chuck Knoblauch	1991-97
501	Justin Morneau	2003-13
450	Kirby Puckett	1984-95
448	Tony Oliva	1962-76

STRIKEOUTS

1314	Harmon Killebrew	1961-74
1042	Miguel Sanó	2015-22
1034	Joe Mauer	2004-18
975	Torii Hunter	1997-2007, '15
965	Kirby Puckett	1984-95
877	Gary Gaetti	1981-90
842	Bob Allison	1961-70
839	Justin Morneau	2003-13
830	Brian Dozier	2012-18
805	Michael Cuddyer	2001-11

TWINS ALL-TIME TOP TEN

BATTING

SINGLE SEASON

STOLEN BASES		
62	Chuck Knoblauch.....	1997
49	Rod Carew	1976
46	Chuck Knoblauch.....	1995
45	César Tovar.....	1969
45	Chuck Knoblauch.....	1996
41	Rod Carew	1973
40	Ben Revere	2012
38	Rod Carew	1974
37	Otis Nixon	1998
35	3x, last: Chuck Knoblauch.....	1994

CAREER

STOLEN BASES		
276	Chuck Knoblauch.....	1991-97
271	Rod Carew	1967-78
186	César Tovar.....	1965-72
134	Kirby Puckett.....	1984-95
128	Torii Hunter.....	1997-2007, '15
116	Dan Gladden.....	1987-91
102	Cristian Guzmán.....	1999-2004
98	Brian Dozier.....	2012-18
96	Matt Lawton.....	1995-2001
92	Larry Hisle.....	1973-77

PITCHING

SINGLE SEASON

WINS		
25*	Jim Kaat	1966
24*	Jim Perry.....	1970
24+	Frank Viola.....	1988
21	Camilo Pascual.....	1963
21*	Mudcat Grant.....	1965
20*	10x, last: Johan Santana.....	2004
	(Goltz tied for league-lead in '77)	
	(S. Erickson tied for league-lead in '91)	

CAREER

WINS		
189	Jim Kaat	1961-73
149	Bert Blyleven.....	1970-76, '85-88
148	Brad Radke.....	1995-2006
128	Jim Perry.....	1963-72
112	Frank Viola.....	1982-89
96	Dave Goltz.....	1972-79
93	Johan Santana.....	2000-07
88	Camilo Pascual.....	1961-66
75	Kevin Tapani.....	1989-95
67	Dave Boswell.....	1964-70
67	Kyle Gibson.....	2013-19

LOSSES

20+	Pedro Ramos.....	1961
19+	Scott Erickson.....	1993
18	Geoff Zahn.....	1980
18	Allan Anderson.....	1990
17	Jim Kaat.....	1961
17	Jim Perry.....	1971
17	Bert Blyleven.....	1972
17	Bert Blyleven.....	1973
17	Bert Blyleven.....	1974
17	Bert Blyleven.....	1988
17	Rich Robertson.....	1996

LOSSES

152	Jim Kaat.....	1961-73
139	Brad Radke.....	1995-2006
138	Bert Blyleven.....	1970-76, '85-88
93	Frank Viola.....	1982-89
90	Jim Perry.....	1963-72
79	Dave Goltz.....	1972-79
68	Kyle Gibson.....	2013-19
65	Joe Mays.....	1999-2005
63	Kevin Tapani.....	1989-95
60	Scott Erickson.....	1990-95

EARNED RUN AVERAGE

2.45*	Allan Anderson.....	1988
2.46	Camilo Pascual.....	1963
2.49	Dave Goltz.....	1978
2.52	Bert Blyleven.....	1973
2.53	Dean Chance.....	1968
2.53	Jim Merritt.....	1967
2.54	Jim Perry.....	1966
2.61*	Johan Santana.....	2004
2.62	Ray Corbin.....	1972
2.62	Lee Stange.....	1963

EARNED RUN AVERAGE

2.67	Dean Chance.....	1967-69
3.03	Jim Merritt.....	1965-68
3.15	Jim Perry.....	1963-72
3.22	Johan Santana.....	2000-07
3.28	Bert Blyleven.....	1970-76, '85-88
3.28	Jim Kaat.....	1961-73
3.31	Camilo Pascual.....	1961-66
3.35	Dick Woodson.....	1969-70, '72-74
3.35	Mudcat Grant.....	1964-67
3.40	Matt Guerrier.....	2004-10, '14

GAMES

90*	Mike Marshall.....	1979
83**+	Eddie Guardado.....	1996
81	J.C. Romero.....	2002
79	Eddie Guardado.....	1998
79*	Matt Guerrier.....	2009
78*	Bill Campbell.....	1976
77	Mike Trombley.....	1998
77	Juan Rincón.....	2004
76	Bob Wells.....	1999 and 2000
76	Matt Guerrier.....	2008

GAMES

648	Eddie Guardado.....	1993-2003, '08
490	Rick Aguilera.....	1989-99
468	Jim Kaat.....	1961-73
460	Joe Nathan.....	2004-11
420	Matt Guerrier.....	2004-10, '14
409	Glen Perkins.....	2005-17
386	Juan Rincón.....	2001-08
378	Brad Radke.....	1995-2006
376	Jim Perry.....	1963-72
376	Jesse Crain.....	2004-10

GAMES STARTED

42+	Jim Kaat.....	1965
41+	Jim Kaat.....	1966
40*	Jim Perry.....	1970
40	Bert Blyleven.....	1973
39	Mudcat Grant.....	1965
39**	Dean Chance.....	1967
39	Dean Chance.....	1968
39	Jim Perry.....	1971
39	Dave Goltz.....	1977
38	5x, last: Bert Blyleven.....	1972

GAMES STARTED

422	Jim Kaat.....	1961-73
377	Brad Radke.....	1995-2006
345	Bert Blyleven.....	1970-76, '85-88
345	Frank Viola.....	1982-89
249	Jim Perry.....	1963-72
219	Dave Goltz.....	1972-79
188	Kyle Gibson.....	2013-19
180	Kevin Tapani.....	1989-95
179	Camilo Pascual.....	1961-66
175	Johan Santana.....	2000-07

TWINS ALL-TIME TOP TEN

PITCHING

SINGLE SEASON

COMPLETE GAMES

25	Bert Blyleven	1973
20	Bert Blyleven	1975
19*	Jim Kaat	1966
19	Bert Blyleven	1974
19	Dave Goltz	1977
18*	Camilo Pascual	1962
18*	Camilo Pascual	1963
18*	Dean Chance	1967
17	Bert Blyleven	1971
16	2x, last Bert Blyleven	1986

SHUTOUTS

9+	Bert Blyleven	1973
8**+	Camilo Pascual	1961
6*	Mudcat Grant	1965
6	Dean Chance	1968
5**+	Jim Kaat	1962
5**+	Camilo Pascual	1962
5	Dean Chance	1967
5	Bert Blyleven	1971
5	Geoff Zahn	1980
4	5x, last Frank Viola	1984

SAVES

47	Joe Nathan	2009
45*	Eddie Guardado	2002
44	Joe Nathan	2004
43	Joe Nathan	2005
42	Jeff Reardon	1988
42	Rick Aguilera	1991
41	Rick Aguilera	1992
41	Eddie Guardado	2003
39	Joe Nathan	2008
38	Rick Aguilera	1998

INNINGS PITCHED

325.0	Bert Blyleven	1973
304.2*	Jim Kaat	1966
303.0	Dave Goltz	1977
292.0	Dean Chance	1968
287.1	Bert Blyleven	1972
283.2*	Dean Chance	1967
281.0	Bert Blyleven	1974
278.2	Jim Perry	1970
278.1	Bert Blyleven	1971
275.2	Bert Blyleven	1975

WALKS

127	Jim Hughes	1975
116*	Rich Robertson	1996
107	Dave Boswell	1967
102	Jim Perry	1971
101	Dick Woodson	1972
101	Bert Blyleven	1987
100	Camilo Pascual	1961
99	Dave Boswell	1969
98	Camilo Pascual	1964
97	2x, last Vic Albury	1975

STRIKEOUTS

265*	Johan Santana	2004
258	Bert Blyleven	1973
249	Bert Blyleven	1974
245+	Johan Santana	2006
238+	Johan Santana	2005
235	Johan Santana	2007
234	Pablo López	2023
234	Dean Chance	1968
233	Bert Blyleven	1975
228	Bert Blyleven	1972

CAREER

COMPLETE GAMES

141	Bert Blyleven	1970-76, '85-88
133	Jim Kaat	1961-73
80	Dave Goltz	1972-79
72	Camilo Pascual	1961-66
61	Jim Perry	1963-72
54	Frank Viola	1982-89
37	Dave Boswell	1964-70
37	Brad Radke	1995-2006
36	Mudcat Grant	1964-67
36	Geoff Zahn	1977-80

SHUTOUTS

29	Bert Blyleven	1970-76, '85-88
23	Jim Kaat	1961-73
18	Camilo Pascual	1961-66
17	Jim Perry	1963-72
11	Dean Chance	1967-69
11	Dave Goltz	1972-79
10	Mudcat Grant	1964-67
10	Frank Viola	1982-89
10	Brad Radke	1995-2006
7	Geoff Zahn	1977-80
7	Scott Erickson	1990-95

SAVES

260	Joe Nathan	2004-11
254	Rick Aguilera	1989-98
120	Glen Perkins	2006-17
116	Eddie Guardado	1993-2003, '08
108	Ron Davis	1982-86
104	Jeff Reardon	1987-89
88	Al Worthington	1964-69
76	Ron Perranoski	1968-71
54	Mike Marshall	1978-80
51	Bill Campbell	1973-76

INNINGS PITCHED

2959.1	Jim Kaat	1961-73
2566.2	Bert Blyleven	1970-76, '85-88
2451.0	Brad Radke	1995-2006
1883.1	Jim Perry	1963-72
1772.2	Frank Viola	1982-89
1638.0	Dave Goltz	1972-79
1308.2	Johan Santana	2000-07
1284.2	Camilo Pascual	1961-66
1171.1	Kevin Tapani	1989-95
1087.0	Kyle Gibson	2013-19

WALKS

694	Jim Kaat	1961-73
674	Bert Blyleven	1970-76, '85-88
541	Jim Perry	1963-72
521	Frank Viola	1982-89
493	Dave Goltz	1972-79
460	Dave Boswell	1964-70
445	Brad Radke	1995-2006
431	Camilo Pascual	1961-66
392	Kyle Gibson	2013-19
367	Scott Erickson	1990-95

STRIKEOUTS

2035	Bert Blyleven	1970-76, '85-88
1824	Jim Kaat	1961-73
1467	Brad Radke	1995-06
1381	Johan Santana	2000-07
1214	Frank Viola	1982-89
1025	Jim Perry	1963-72
994	Camilo Pascual	1961-66
887	Dave Goltz	1972-79
865	Dave Boswell	1964-70
845	Kyle Gibson	2013-19

TWINS ALL-TIME TOP TEN

PITCHING

SINGLE SEASON

HOME RUNS ALLOWED

50+	Bert Blyleven	1986
46	Bert Blyleven	1987
40**+	Brad Radke	1996
39+	Pedro Ramos	1961
39+	Jim Perry	1971
38+	Carlos Silva	2006
37	Frank Viola	1986
35+	Mike Smithson	1984
35	Eric Milton	2000
35	Eric Milton	2001

WIN PERCENTAGE

.857	Kenta Maeda (6-1)	2020
.800+	Johan Santana (12-3)	2003
.800+	Francisco Liriano (12-3)	2006
.774+	Frank Viola (24-7)	1988
.773*	Bill Campbell (17-5)	1976
.769	Jim Perry (20-6)	1969
.769	Johan Santana (20-6)	2004
.769	Kevin Slowey (10-3)	2009
.760	Johan Santana (19-6)	2006
.750*	Mudcat Grant (21-7)	1965

CAREER

HOME RUNS ALLOWED

326	Brad Radke	1995-06
270	Jim Kaat	1961-73
243	Bert Blyleven	1970-76, '85-88
213	Frank Viola	1982-89
166	Jim Perry	1963-72
149	Eric Milton	1998-2003
144	Johan Santana	2000-07
128	Kyle Lohse	2001-06
127	Joe Mays	1999-2005
127	Kyle Gibson	2013-19

WIN PERCENTAGE

.717	Juan Berenguer (33-13)	1987-90
.679	Johan Santana (93-44)	2000-07
.611	Jesse Crain (33-21)	2004-10
.607	Camilo Pascual (88-57)	1961-66
.604	Bill Campbell (32-21)	1973-76
.588	Mudcat Grant (50-35)	1964-67
.587	Jim Perry (128-90)	1963-72
.583	Glen Perkins (35-25)	2006-17
.574	Kevin Slowey (39-29)	2007-11
.568	Scott Baker (63-48)	2005-12

+ led major leagues ; * led league; ** tied for league lead

BOLD indicates player still active with Twins

NOTE: Career batting based on 2000 at-bats; season batting and pitching records based on qualifying players; career pitching records based on 500.0 innings pitched; career win percentage determined by at least 30 wins

TWINS ALL-TIME .300 HITTERS BY YEAR

(minimum 502 plate appearances)

YEAR	PLAYER	AVERAGE	YEAR	PLAYER	AVERAGE	YEAR	PLAYER	AVERAGE
1961	Earl Battey	.302	1983	—	—	2002	Jacque Jones	.300
1962	—	—	1984	Kent Hrbek	.311	2003	A.J. Pierzynski	.312
1963	Rich Rollins	.307		Mickey Hatcher	.302		Jacque Jones	.304
1964	Tony Oliva	*.323	1985	—	—		Doug Mientkiewicz	.300
1965	Tony Oliva	*.321	1986	Kirby Puckett	.328	2004	—	—
1966	Tony Oliva	.307	1987	Kirby Puckett	.332	2005	—	—
1967	—	—	1988	Kirby Puckett	.356	2006	Joe Mauer	+.347
1968	—	—		Kent Hrbek	.312		Justin Morneau	.321
1969	Rod Carew	*.332		Gary Gaetti	.301	2007	—	—
	Tony Oliva	.309	1989	Kirby Puckett	*.339	2008	Joe Mauer	*.328
1970	Tony Oliva	.325	1990	—	—		Justin Morneau	.300
	César Tovar	.300	1991	Kirby Puckett	.319	2009	Joe Mauer	+.365
1971	Tony Oliva	*.337	1992	Kirby Puckett	.329		Denard Span	.311
	César Tovar	.311		Shane Mack	.315		Jason Kubel	.300
	Rod Carew	.307		Brian Harper	.307	2010	Joe Mauer	.327
1972	Rod Carew	*.318	1993	Brian Harper	.304	2011	—	—
1973	Rod Carew	*.350	1994	Kirby Puckett	.317	2012	Joe Mauer	.319
1974	Rod Carew	*.364		Chuck Knoblauch	.312	2013	Joe Mauer	.324
1975	Rod Carew	*.359	1995	Chuck Knoblauch	.333	2014	—	—
	Steve Braun	.302		Kirby Puckett	.314	2015	—	—
1976	Rod Carew	.331	1996	Chuck Knoblauch	.341	2016	—	—
	Lyman Bostock	.323		Paul Molitor	.341	2017	Joe Mauer	.305
1977	Rod Carew	*.388		Marty Cordova	.309	2018	—	—
	Lyman Bostock	.336	1997	Paul Molitor	.305	2019	Nelson Cruz	.311
	Larry Hisle	.302	1998	Todd Walker	.316	2020	Nelson Cruz	.303
1978	Rod Carew	*.333	1999	—	—	2021	—	—
1979	Ken Landreaux	.305	2000	Matt Lawton	.305	2022	Luis Arraez	*.316
1980	John Castino	.302		Corey Koskie	.300	2023	—	—
1981	—	—	2001	Doug Mientkiewicz	.306			
1982	Kent Hrbek	.301		Cristian Guzmán	.302			

(* — league leadership; + — major league leadership)

TWINS ROOKIE ALL-TIME SINGLE-SEASON TOP TEN

BATTING

BATTING AVERAGE		
323*	Tony Oliva	1964
319	Danny Santana	2014
301	Kent Hrbek	1982
298	Rich Rollins	1962
296	Kirby Puckett	1984
294	Denard Span	2008
292	Rod Carew	1967
285	John Castino	1979
282	Lyman Bostock	1975
281	Chuck Knoblauch	1991

AT-BATS		
672	Tony Oliva	1964
624	Rich Rollins	1962
573	Bernie Allen	1962
568	Tim Teufel	1984
565	Chuck Knoblauch	1991
563	Luis Rivas	2001
557	Kirby Puckett	1984
534	Butch Wynegar	1976
532	Kent Hrbek	1982
514	Rod Carew	1967

HITS		
217*	Tony Oliva	1964
186	Rich Rollins	1962
165	Kirby Puckett	1984
160	Kent Hrbek	1982
159	Chuck Knoblauch	1991
154	Bernie Allen	1962
150	Rod Carew	1967
150	Luis Rivas	2001
149	Tim Teufel	1984
142	Marty Cordova	1995

HOME RUNS		
33	Jimmie Hall	1963
32	Tony Oliva	1964
25	Gary Gaetti	1982
24	Marty Cordova	1995
23	Kent Hrbek	1982
22	Bobby Darwin	1972
20	Tom Brunansky	1982
18	Miguel Sand	2015
17	Max Kepler	2016
16	Rich Rollins	1962
16	Edouard Julien	2023

WALKS		
79	Butch Wynegar	1976
76	Tim Teufel	1984
75	Rich Rollins	1962
71	Tom Brunansky	1982
64	Edouard Julien	2023
63	Jimmie Hall	1963
62	Bernie Allen	1962
59	Chuck Knoblauch	1991
54	Kent Hrbek	1982
54	Bobby Mitchell	1982

GAMES		
161	Tony Oliva	1964
159	Bernie Allen	1962
159	Rich Rollins	1962
157	Tim Teufel	1984
156	Jimmie Hall	1963
156	Steve Lombardozzi	1986
153	Bobby Randall	1976
153	Luis Rivas	2001
151	Chuck Knoblauch	1991
149	Butch Wynegar	1976

RUNS		
109*	Tony Oliva	1964
96	Rich Rollins	1962
88	Jimmie Hall	1963
82	Kent Hrbek	1982
81	Marty Cordova	1995
79	Bernie Allen	1962
78	Chuck Knoblauch	1991
77	Tom Brunansky	1982
76	Tim Teufel	1984
72	Dan Ford	1975

DOUBLES		
43*	Tony Oliva	1964
30	Tom Brunansky	1982
30	Tim Teufel	1984
27	Bernie Allen	1962
27	Marty Cordova	1995
27	Danny Santana	2014
25	Gary Gaetti	1982
25	Jose Miranda	2022
24	Chuck Knoblauch	1991
24	Jacque Jones	1999

RUNS BATTED IN		
96	Rich Rollins	1962
94	Tony Oliva	1964
92	Kent Hrbek	1982
84	Gary Gaetti	1982
84	Marty Cordova	1995
80	Jimmie Hall	1963
80	Bobby Darwin	1972
69	Butch Wynegar	1976
66	Jose Miranda	2022
64	Bernie Allen	1962

STOLEN BASES		
34	Ben Revere	2011
31	Luis Rivas	2001
25	Willie Norwood	1978
25	Chuck Knoblauch	1991
21	Darin Mastroianni	2012
20	Marty Cordova	1995
20	Danny Santana	2014
18	Denard Span	2008
16	César Tovar	1966
14	2x, last Chad Allen	1999

NOTE: Batting average based on at least 400 plate appearances

* - Led all American League hitters

DID YOU Know?

...that in 1964 outfielder Tony Oliva earned American League Rookie of the Year honors with a .323 batting average. At the time, it was the highest league-leading average by a rookie in AL history. Since then, just four players have posted higher averages for an American League rookie: Fred Lynn (.331) in 1975, Kevin Seitzer (.323) in 1987, Ichiro Suzuki (.350) in 2001 and Mike Trout (.326) in 2012.

TWINS ROOKIE ALL-TIME SINGLE-SEASON TOP TEN

PITCHING

WINS

16	Jim Hughes	1975
14	Roger Erickson	1978
13	Joe Ryan	2022
12	Kevin Tapani	1990
12	Mark Redman	2000
12	Jesse Crain	2005
12	Francisco Liriano	2006
12	Glen Perkins	2008
12	Scott Diamond	2012
11	3x, last Nick Blackburn	2008

LOSSES

15	Paul Thormodsgard	1977
14	Jim Hughes	1975
14	Brad Radke	1995
14	Eric Milton	1998
13	Roger Erickson	1978
13	Terry Felton	1982
12	Rick Lysander	1983
11	Ray Corbin	1971
11	Joe Mays	1999
11	Nick Blackburn	2008

EARNED RUN AVERAGE*

1.86	Jhoan Duran	2022
1.98	Doug Corbett	1980
2.16	Garry Roggenburk	1963
2.16	Francisco Liriano	2006
2.34	José Mijares	2009
2.67	Dave Goltz	1972
2.71	Jesse Crain	2005
2.87	Scott Erickson	1990
2.92	Pete Cimino	1966
3.10	Tyler Duffey	2015

GAMES

75	Jesse Crain	2005
73	Doug Corbett	1980
71	José Mijares	2009
61	Rick Lysander	1983
61	Ryne Harper	2019
60	Len Whitehouse	1983
60	Gary Wayne	1989
57	Taylor Rogers	2016
57	Jhoan Duran	2022
52	Ray Corbin	1971

COMPLETE GAMES

14	Roger Erickson	1978
12	Jim Hughes	1975
8	Paul Thormodsgard	1977
6	Gary Serum	1978
5	Tom Hall	1969
5	Bert Blyleven	1970
4	Vic Albury	1974
3	Joe Bonikowski	1962
3	Al Williams	1980
3	Frank Viola	1982

* - Earned run average based on at least 50.0 innings pitched

GAMES STARTED

37	Paul Thormodsgard	1977
37	Roger Erickson	1978
34	Jim Hughes	1975
33	Nick Blackburn	2008
32	Eric Milton	1998
28	Kevin Tapani	1990
28	Brad Radke	1995
27	Scott Diamond	2012
27	Joe Ryan	2022
26	Les Straker	1987
26	Glen Perkins	2008

SAVES

23	Doug Corbett	1980
8	Jhoan Duran	2022
7	Bill Campbell	1973
4	Garry Roggenburk	1963
4	Pete Cimino	1966
4	Dan Naulty	1996
3	Lee Stange	1962
3	Ray Corbin	1971
3	Jim Strickland	1972
3	Tom Johnson	1975
3	Terry Felton	1982
3	Rick Lysander	1983

INNINGS PITCHED

265.2	Roger Erickson	1978
249.2	Jim Hughes	1975
218.0	Paul Thormodsgard	1977
193.1	Nick Blackburn	2008
184.1	Gary Serum	1978
181.0	Brad Radke	1995
173.0	Scott Diamond	2012
172.1	Eric Milton	1998
171.0	Joe Mays	1999
164.0	2x, last: Vic Albury	1974

WALKS

127	Jim Hughes	1975
80	Vic Albury	1974
79	Roger Erickson	1978
76	Terry Felton	1982
70	Ray Corbin	1971
70	Eric Milton	1998
67	Joe Mays	1999
65	Paul Thormodsgard	1977
63	Pete Redfern	1976
59	Les Straker	1987

STRIKEOUTS

151	Joe Ryan	2022
144	Francisco Liriano	2006
135	Bert Blyleven	1970
130	Jim Hughes	1975
121	Roger Erickson	1978
117	Mark Redman	2000
115	Joe Mays	1999
110	Trevor May	2015
107	Eric Milton	1998
101	Kevin Tapani	1990

DID YOU Know?

...that the Twins' best homestand ever took place during the 1991 season. The team went 10-0 from June 3-13 against Baltimore (3-0), Cleveland (4-0) and New York (3-0). The franchise's best road trip resulted in seven wins in eight tries, accomplished twice. The first was a New York, Milwaukee and Boston trip, April 28 to May 7, 1972, and the second came 30 years later on a Cleveland, Detroit and Chicago trip from July 17-July 24, 2002. The Twins have had two 10-win road trips, going 10-7 between July 23 and August 8, 1963 and 10-6 from August 14-27, 1967.

TWINS MONTHLY RECORDS

	MARCH	APRIL	MAY	JUNE	JULY	AUGUST	SEPTEMBER	OCTOBER
1961	—	9-6	10-18	10-21	16-11	12-18	13-15	0-1
1962	—	9-9	18-12	15-15	15-11	19-13	15-11	—
1963	—	9-10	14-12	20-10	14-17	18-10	16-11	—
1964	—	7-6	17-13	15-16	11-18	16-13	12-14	1-3
1965	—	8-3	19-12	16-13	22-9	19-13	17-9	1-1
1966	—	4-6	16-15	15-17	16-14	21-11	16-9	1-1
1967	—	5-10	15-12	16-12	17-13	21-11	17-12	0-1
1968	—	11-6	13-15	14-14	10-19	18-17	13-12	—
1969	—	13-7	12-12	16-14	23-7	15-12	17-12	1-1
1970	—	12-6	19-7	14-12	17-11	14-18	21-10	1-0
1971	—	9-12	16-12	13-15	9-17	13-15	14-15	—
1972	—	8-3	15-9	12-17	12-16	14-15	14-15	2-2
1973	—	9-8	16-11	14-14	14-17	11-19	17-12	—
1974	—	9-11	11-12	12-19	18-12	15-14	16-11	1-1
1975	—	6-10	17-9	10-20	12-21	18-10	13-13	—
1976	—	5-9	16-12	12-18	18-11	13-19	18-8	3-0
1977	—	13-9	16-8	13-15	17-14	16-13	7-18	2-0
1978	—	8-16	11-12	11-13	15-15	13-19	15-13	0-1
1979	—	13-7	14-12	12-15	16-14	14-16	13-16	—
1980	—	10-10	8-19	13-13	16-12	10-21	17-7	3-2
1981	—	6-12	8-20	3-7	—	9-13	14-14	1-2
1982	—	9-13	3-26	8-17	14-13	13-15	12-16	1-2
1983	—	11-11	11-17	9-18	12-15	14-15	12-15	1-1
1984	—	11-13	13-12	13-14	17-10	15-16	12-16	—
1985	—	11-9	10-16	12-13	13-15	12-16	16-14	3-2
1986	—	8-13	11-16	14-13	10-16	12-17	13-14	3-2
1987	—	12-9	14-14	17-11	13-14	13-15	16-11	0-3
1988	—	8-13	17-10	17-10	15-12	17-13	15-13	2-0
1989	—	10-12	13-15	17-12	11-14	17-12	12-16	0-1
1990	—	7-12	21-7	7-21	15-14	9-19	13-14	2-1
1991	—	9-11	14-14	22-6	16-10	17-12	15-10	2-4
1992	—	9-12	18-8	18-11	16-11	12-17	14-12	3-1
1993	—	8-14	12-13	12-15	11-16	13-17	14-14	1-2
1994	—	9-16	16-8	15-12	7-20	6-4	—	—
1995	—	2-3	8-20	7-19	13-14	12-16	14-15	0-1
1996	—	13-12	10-16	15-13	13-14	16-14	11-15	—
1997	—	11-15	12-16	12-13	13-14	8-20	12-16	—
1998	—	11-16	13-13	14-14	13-13	9-20	10-16	—
1999	—	9-14	9-18	11-15	15-11	12-16	7-21	0-2
2000	—	11-15	13-14	12-16	12-15	11-14	10-18	0-1
2001	—	18-6	16-11	14-14	12-15	11-18	10-11	4-2
2002	—	16-11	15-13	15-12	19-7	15-14	14-10	—
2003	1-0	11-14	19-9	12-15	10-16	18-11	19-7	—
2004	—	15-7	12-16	14-12	17-10	15-13	17-11	2-1
2005	—	15-8	14-13	13-13	12-16	16-13	11-16	2-0
2006	—	9-15	15-13	19-7	18-8	16-12	18-11	1-0
2007	—	14-11	13-14	15-12	13-14	13-16	11-16	—
2008	1-0	12-14	15-13	17-11	15-10	17-12	11-15	—
2009	—	11-11	14-16	15-12	12-12	14-14	16-11	5-0
2010	—	15-8	16-12	12-15	15-11	18-10	17-10	1-2
2011	—	9-17	8-19	17-9	16-13	7-21	6-20	—
2012	—	6-16	12-16	14-13	12-14	9-19	13-15	0-3
2013	—	11-12	12-17	13-13	9-17	13-17	8-20	—
2014	0-1	12-11	13-16	12-16	11-15	11-18	11-15	—
2015	—	10-12	20-7	11-17	12-13	14-14	15-13	1-3
2016	—	7-17	8-19	10-17	15-11	9-20	8-19	2-0
2017	—	12-11	14-12	14-15	10-15	20-10	14-14	1-0
2018	1-1	8-14	13-15	13-14	14-13	14-14	15-13	—
2019	2-1	15-9	21-8	15-12	13-11	17-11	18-9	—
2020	—	—	—	—	5-2	15-14	16-8	—
2021	—	9-15	13-16	11-14	11-16	14-13	13-14	2-1
2022	—	12-9	18-12	13-15	10-12	14-14	10-18	1-4
2023	1-0	16-12	12-15	12-15	13-11	15-12	18-9	0-1
Won	6	625	852	829	851	882	852	57
Lost	3	669	839	866	822	928	828	56
Pct.	.667	.483	.504	.489	.509	.487	.507	.504

HISTORY/RECORDS

DID YOU Know?

...that only once in their 62 seasons have the Twins won three games in a row by the same score. They beat Boston on September 3, 1987, 2-1, and followed with 2-1 victories over Milwaukee the next two days, all three of which took place in the Metrodome. The Twins have twice lost three games in a row by the same score. They were 2-1 games, July 21-23, 1967, at California, and 4-3 decisions, May 2-4, 1988, the first two coming at Milwaukee and the third at Baltimore.

TWINS RECORD BY DATE

MARCH (6-3) / APRIL (625-669)

28 1-0	29 0-1	30 1-1	31 4-1	1 5-5	2 6-5	3 13-4
4 6-11	5 16-12	6 17-17	7 19-16	8 18-18	9 17-30	10 23-25
11* 24-23	12 26-21	13 17-32	14 26-23	15 21-30	16 25-24	17 24-27
18 26-28	19 21-25	20 25-29	21 30-21	22 26-27	23 19-28	24 23-30
25 29-25	26 26-25	27 28-24	28 23-30	29* 20-29	30 28-25	

MAY (852-839)

				1 28-24	2 28-21	3 25-29
4 30-26	5 26-24	6 26-29	7 29-25	8 30-25	9 28-21	10 22-29
11 20-31	12 29-22	13 29-24	14 25-33	15 30-27	16 25-30	17 28-27
18 29-23	19 30-30	20 26-32	21 26-32	22 25-29	23 22-30	24 27-25
25 31-26	26 28-26	27 31-25	28 32-24	29 28-26	30 29-32	31 29-32

JUNE (829-866)

1 25-29	2 26-32	3 25-29	4 27-29	5 21-34	6 31-23	7 30-24
8 29-30	9 22-36	10 30-27	11 25-26	12 28-25	13 27-29	14 33-25
15 27-30	16 29-28	17 24-35	18 28-25	19 29-25	20 27-29	21* 22-35
22* 27-32	23 29-27	24 35-28	25 25-30	26 36-22	27 27-35	28 32-25
29 24-34	30 31-26					

JULY (851-822)

		1 33-26	2 31-31	3 32-29	4 33-35	5 37-23
6 28-26	7 21-38	8 22-29	9 21-27	10 24-17	11 24-17	12 18-18
13 24-15	14 18-24	15 25-22	16 21-28	17 26-29	18 24-34	19 33-29
20 26-27	21 36-24	22 28-27	23 30-29	24 30-28	25* 30-25	26 32-27
27 31-24	28 34-26	29 24-30	30 29-29	31 26-28		

AUGUST (882-928)

1 29-31	2 26-33	3 40-19	4 31-32	5 29-34	6 29-32	7 29-35
8 31-27	9 22-33	10 27-29	11 26-32	12 30-29	13 29-29	14 24-31
15 39-25	16 30-22	17 29-29	18 28-31	19 29-34	20 27-34	21 24-29
22* 25-28	23 26-36	24 28-30	25 28-28	26 24-33	27 31-28	28 27-26
29 30-33	30 23-31	31 32-23				

SEPTEMBER (852-828) / OCTOBER (57-56)

			1 35-24	2 33-26	3 30-30	4 26-35
5* 26-31	6 23-33	7 36-22	8 26-29	9 32-24	10 30-27	11 31-28
12 19-35	13 28-28	14 32-29	15 29-31	16 33-22	17 29-28	18 27-32
19 28-28	20 30-23	21 25-31	22 35-22	23 34-17	24 29-21	25 27-32
26 24-26	27 24-31	28 26-30	29 22-28	30 22-25	1 17-18	2 18-14
3* 9-13	4 5-8	5 4-2	6 3-1	7 1-0		

* denotes a tie is excluded

TWINS HOME AND ROAD RECORDS

HOME					ROAD				
WON	LOST	TIED	PCT.	YEAR	PCT.	WON	LOST	TIED	
36	44	1	.450	1961	.425	34	46	0	
45	36	1	.556	1962	.568	46	35	0	
48	33	0	.593	1963	.538	43	37	0	
40	41	1	.494	1964	.481	39	42	0	
51	30	0	.630	1965	.630	51	30	0	
49	32	0	.605	1966	.494	40	41	0	
52	29	0	.642	1967	.481	39	42	2	
41	40	0	.506	1968	.469	38	43	0	
57	24	0	.704	1969	.494	40	41	0	
51	30	0	.630	1970	.580	47	34	0	
37	42	0	.468	1971	.457	37	44	0	
42	32	0	.568	1972	.438	35	45	0	
37	44	0	.457	1973	.543	44	37	0	
48	33	1	.593	1974	.420	34	47	0	
39	43	0	.476	1975	.481	37	40	0	
44	37	0	.543	1976	.506	41	40	0	
48	32	0	.600	1977	.444	36	45	0	
38	43	0	.469	1978	.432	35	46	0	
39	42	0	.481	1979	.531	43	38	0	
44	36	0	.550	1980	.407	33	48	0	
24	36	1	.400	1981	.347	17	32	0	
37	44	0	.457	1982	.284	23	58	0	
37	44	0	.457	1983	.407	33	48	0	
47	34	0	.580	1984	.420	34	47	0	
49	35	0	.583	1985	.359	28	50	0	
43	38	0	.531	1986	.346	28	53	0	
56	25	0	.691	1987	.358	29	52	0	
47	34	0	.580	1988	.543	44	37	0	
45	36	0	.556	1989	.432	35	46	0	
41	40	0	.506	1990	.407	33	48	0	
51	30	0	.630	1991	.543	44	37	0	
48	33	0	.593	1992	.519	42	39	0	
36	45	0	.444	1993	.432	35	46	0	
32	27	0	.542	1994	.389	21	33	0	
29	43	0	.403	1995	.375	27	45	0	
39	43	0	.476	1996	.488	39	41	0	
35	46	0	.432	1997	.407	33	48	0	
35	46	0	.432	1998	.432	35	46	0	
31	50	0	.383	1999	.405	32	47	1	
36	45	0	.444	2000	.407	33	48	0	
47	34	0	.580	2001	.469	38	43	0	
54	27	0	.667	2002	.500	40	40	0	
48	33	0	.593	2003	.519	42	39	0	
49	32	0	.605	2004	.531	43	38	0	
45	36	0	.556	2005	.469	38	43	0	
54	27	0	.667	2006	.519	42	39	0	
41	40	0	.506	2007	.469	38	43	0	
53	28	0	.654	2008	.427	35	47	0	
49	33	0	.598	2009	.469	38	43	0	
53	28	0	.654	2010	.506	41	40	0	
33	48	0	.407	2011	.370	30	51	0	
31	50	0	.383	2012	.432	35	46	0	
32	49	0	.395	2013	.420	34	47	0	
35	46	0	.432	2014	.432	35	46	0	
46	35	0	.568	2015	.457	37	44	0	
30	51	0	.370	2016	.358	29	52	0	
41	40	0	.506	2017	.543	44	37	0	
49	32	0	.605	2018	.358	29	52	0	
46	35	0	.568	2019	.679	55	26	0	
24	7	0	.774	2020	.414	12	17	0	
38	43	0	.469	2021	.432	35	46	0	
46	35	0	.568	2022	.395	32	49	0	
47	34	0	.580	2023	.494	40	41	0	
2,675	2,320	5	.536	TOTALS	.459	2,279	2,691	3	

HISTORY/RECORDS

TWINS LONGEST HIT-LESS STREAKS

PLAYER	AT-BATS	DATES
Dean Chance, p.....	53	April 9-July 28, 1967
Butch Wynegar, c.....	39	September 4-24, 1978
Jerry Zimmerman, c.....	37	May 25-June 11, 1967
Dick Stigman, p.....	35	August 12, 1962-April 23, 1963
Charlie Manuel, of.....	35	July 20-September 28, 1969
Jermaine Palacios, inf.....	34	June 7-September 30, 2022
Bobby Mitchell, of.....	33	April 25-May 11, 1982
Gene Larkin, 1b.....	33	September 16-29, 1988
Greg Gagne, ss.....	32	June 19-July 4, 1991
Bob Miller, p.....	31	May 9-September 28, 1969
Steve Lombardozzi, 2b.....	31	August 24-September 25, 1988

PLAYER	AT-BATS	DATES
Oswaldo Arcia, of.....	31	June 11-22, 2014
Glenn Adams, of.....	30	April 11-25, 1978
Randy Bush, of.....	30	August 16-September 4, 1984
Greg Gagne, ss.....	30	August 30-September 12, 1987
Byron Buxton, of.....	30	May 16-26, 2022
Zoilo Versalles, ss.....	29	August 24-September 10, 1966
Marty Cordova, of.....	29	August 31-September 12, 1998
Larry Hisle, of.....	28	May 29-June 9, 1973
Roy Smalley, ss.....	28	August 26-September 6, 1977
Danny Valencia, 3b.....	28	May 1-July 28, 2012
Eddie Rosario, of.....	28	April 26-May 4, 2019

TWINS CAREER BATTING

(1,500 OR MORE AT-BATS)

PLAYER	YEARS	AVG	G	AB	R	H	2B	3B	HR	RBI	BB	SO
Bernie Allen	1962-66	.246	492	1595	195	392	75	10	32	163	165	212
Bob Allison	1961-70	.254	1236	3926	648	999	167	41	211	642	641	842
Earl Battey	1961-67	.278	853	2762	297	768	115	10	76	350	328	315
Steve Braun	1971-76	.284	751	2429	333	689	103	14	35	273	356	285
Tom Brunansky	1982-88	.250	916	3313	450	829	154	13	163	469	394	589
Steve Byrne	1970-76	.261	537	1641	194	428	76	10	22	156	117	227
Randy Bush	1982-93	.251	1219	3045	388	763	154	26	96	409	348	505
Byron Buxton	2015-23	.239	670	2259	364	540	130	21	115	297	173	731
Leo Cardenas	1969-71	.263	473	1720	193	453	83	12	39	210	159	266
Rod Carew	1967-78	.334	1635	6235	950	2085	305	90	74	733	613	716
Alexi Casilla	2006-12	.250	515	1580	210	395	72	14	11	147	121	225
John Castino	1979-84	.278	666	2320	293	646	86	34	41	249	177	298
Ron Coomer	1995-00	.278	676	2397	283	667	121	7	77	364	132	317
Marty Cordova	1995-99	.277	628	2322	336	643	139	14	79	385	233	498
Mike Cubbage	1976-80	.266	555	1681	195	447	66	18	29	226	181	193
Michael Cuddyer	2001-11	.272	1139	4072	606	1106	239	35	141	580	411	805
Bobby Darwin	1972-75	.257	490	1817	210	467	59	11	70	282	139	453
Brian Dozier	2012-18	.248	955	3742	593	928	202	21	167	491	402	830
Eduardo Escobar	2012-18	.258	671	2228	266	575	138	18	63	284	153	482
Dan Ford	1975-78	.272	570	1999	303	543	106	25	57	287	155	364
Lew Ford	2003-07	.272	494	1514	228	412	80	10	32	172	147	236
Gary Gaetti	1981-90	.256	1361	4989	646	1276	252	25	201	758	358	877
Greg Gagne	1983-92	.249	1140	3386	452	844	183	35	69	335	188	676
Dan Gladden	1987-91	.268	645	2470	358	661	117	26	38	238	169	326
Lenny Green	1961-64	.268	485	1514	233	406	71	11	27	140	204	113
Cristian Guzmán	1999-04	.266	841	3277	458	871	142	61	39	289	166	491
Jimmie Hall	1963-66	.269	573	1885	282	507	73	16	98	288	191	358
Brian Harper	1988-93	.306	730	2503	283	767	156	6	48	346	111	128
Mickey Hatcher	1981-86	.284	672	2366	256	671	127	15	26	260	109	158
Larry Hisle	1973-77	.286	662	2437	369	697	109	23	87	409	251	478
Denny Hocking	1993-03	.252	876	2204	273	556	109	17	25	215	188	412
Kent Hrbek	1981-94	.282	1747	6192	903	1749	312	18	293	1086	838	798
Torii Hunter	1997-2007, 15	.268	1373	5013	739	1343	281	26	214	792	354	975
Jacque Jones	1999-2005	.279	976	3492	492	974	189	15	132	476	231	737
Max Kepler	2015-23	.236	967	3393	511	800	184	15	153	466	390	709
Harmon Killebrew	1961-74	.260	1939	6593	1047	1713	232	21	475	1325	1321	1314
Chuck Knoblauch	1991-97	.304	1013	3939	713	1197	210	51	43	391	513	453
Corey Koskie	1998-2004	.280	816	2788	438	781	180	13	101	437	385	647
Jason Kubel	2004-11, 14	.269	798	2715	346	729	148	14	105	442	269	591
Gene Larkin	1987-93	.266	758	2321	275	618	131	12	32	266	268	278
Tim Lardner	1981-89	.225	734	2038	221	458	97	5	77	263	190	553
Matt Lawton	1995-2001	.277	771	2672	423	739	163	13	72	384	408	335
Shane Mack	1990-94	.309	633	2161	351	668	119	24	67	315	200	381
Joe Mauer	2004-18	.306	1858	6930	1018	2123	428	30	143	923	939	1034
Pat Meares	1993-98	.265	742	2464	304	653	120	21	41	303	95	432
Doug Mientkiewicz	1998-2004	.275	643	2147	273	590	146	6	43	266	300	308
Don Mincher	1961-66	.244	590	1511	220	369	73	9	90	265	220	278
George Mitterwald	1966-73	.239	514	1578	156	377	53	4	50	176	141	391
Paul Molitor	1996-98	.312	422	1700	237	530	102	17	23	271	146	186
Justin Morneau	2003-13	.278	1278	4749	669	1318	289	16	221	860	501	839
Pedro Muñoz	1990-95	.275	483	1587	186	436	70	8	61	234	91	387
Al Newman	1987-91	.231	618	1647	209	380	59	7	0	135	178	162
Tony Oliva	1962-76	.304	1676	6301	870	1917	329	48	220	947	448	645
Trevor Plouffe	2010-16	.247	723	2638	332	651	148	10	96	357	218	582
Jorge Polanco	2014-23	.269	832	3156	443	849	181	20	112	447	305	641
Kirby Puckett	1984-95	.318	1783	7244	1071	2304	414	57	207	1085	450	965
Nick Punto	2004-10	.248	747	2365	311	587	102	21	12	194	271	440
Rich Reese	1964-73	.260	807	1918	238	498	72	17	50	241	151	253
Luis Rivas	2000-05	.262	565	1884	258	493	86	26	30	177	113	289
Rich Rollins	1961-68	.272	888	3048	395	830	117	20	71	369	253	382
Eddie Rosario	2015-20	.277	697	2661	400	738	134	22	119	388	133	539
Miguel Sanó	2015-22	.234	694	2502	386	585	123	6	162	418	333	1042
Roy Smalley	1976-82, '85-87	.262	1148	3997	551	1046	184	21	110	485	549	606
Denard Span	2008-12	.284	589	2354	360	669	105	36	23	230	254	321
Danny Thompson	1970-76	.251	630	2022	177	508	67	11	14	181	107	216
César Tovar	1965-72	.281	1090	4142	646	1164	193	45	38	319	299	307
Ted Uhlhaender	1965-69	.262	543	1846	226	483	70	16	23	186	112	178
Zoilo Versalles	1961-67	.252	1065	4148	564	1046	188	56	86	401	251	606
Gary Ward	1979-83	.285	417	1543	216	439	80	20	51	219	115	260
Rob Wilfong	1977-82	.262	554	1591	210	417	59	15	22	152	135	224
Butch Wynegar	1976-82	.254	794	2746	325	697	112	9	37	325	358	259
Delmon Young	2008-11	.287	497	1845	233	530	106	7	47	273	93	333

— **bold** indicates player still active with Twins

TWINS CAREER PITCHING

(400.0 OR MORE INNINGS PITCHED)

PLAYER	YEARS	ERA	W	L	IP	H	R	ER	BB	SO
Rick Aguilera	1989-99	3.50	40	47	694.0	641	298	270	179	586
Allan Anderson	1986-91	4.11	49	54	818.2	901	424	374	211	339
Scott Baker	2005-12	4.15	63	48	958.0	987	456	442	224	770
Juan Berenguer	1987-90	3.70	33	13	418.1	355	182	172	213	379
José Berrios	2016-21	4.08	55	43	781.1	710	385	354	253	779
Nick Blackburn	2007-12	4.85	43	55	818.2	1003	490	441	202	388
Bert Blyleven	1970-76, '85-88	3.28	149	138	2566.2	2369	1044	934	674	2035
Dave Boswell	1964-70	3.49	67	54	1036.1	823	443	402	460	865
John Butcher	1984-86	4.48	24	28	502.2	563	273	250	120	204
Bill Campbell	1973-76	3.13	32	21	460.2	417	178	160	183	322
Bobby Castillo	1982-84	3.98	23	24	402.1	378	194	178	169	220
Dean Chance	1967-69	2.67	41	34	664.0	544	244	197	166	504
Ray Corbin	1971-75	3.84	36	38	652.1	638	325	278	261	348
Joe Decker	1973-76	4.09	29	34	503.1	486	254	229	272	310
Brian Duensing	2009-15	4.13	41	37	649.1	691	324	298	208	428
Tyler Duffey	2015-22	4.57	29	27	475.0	478	264	241	137	466
Roger Erickson	1978-82	4.10	31	47	712.0	769	375	324	226	321
Scott Erickson	1990-95	4.22	61	60	979.1	1035	509	459	367	527
Kyle Gibson	2013-19	4.52	67	68	1087.0	1142	586	546	392	845
Dave Goltz	1972-79	3.48	96	79	1638.0	1654	729	634	493	887
Mudcat Grant	1964-67	3.35	50	35	780.2	783	340	291	163	377
Eddie Guardado	1993-2003, '08	4.53	37	48	704.2	674	368	355	270	610
Matt Guerrier	2004-10, '14	3.40	19	26	500.0	470	204	189	157	322
Mark Guthrie	1989-95	4.19	29	27	489.2	527	252	228	174	388
Tom Hall	1968-71	3.00	25	21	455.1	354	178	152	186	431
LaTroy Hawkins	1995-2003	5.05	44	57	818.0	956	497	459	290	532
Jim Hughes	1974-77	4.30	25	30	441.1	443	241	211	205	226
Phil Hughes	2014-18	4.43	32	29	489.2	567	251	241	63	360
Darrell Jackson	1978-82	4.38	20	27	411.0	425	219	200	186	229
Jim Kaat	1961-73	3.28	189	152	2959.1	2927	1295	1080	694	1824
Jerry Koosman	1979-81	3.77	39	35	601.1	618	276	252	186	361
Jack Kralick	1961-63	3.74	26	26	510.1	524	238	212	133	289
Francisco Liriano	2005-12	4.33	50	52	783.1	727	400	377	324	788
Kyle Lohse	2001-06	4.88	51	57	908.1	1025	522	493	289	561
Joe Mays	1999-2005	4.85	48	65	946.1	1052	545	510	303	487
Jim Merritt	1965-68	3.03	37	41	686.2	583	260	231	135	527
Eric Milton	1998-2003	4.76	57	51	987.1	1000	557	522	269	715
Joe Nathan	2004-11	2.16	24	13	463.1	309	118	111	134	561
Camilo Pascual	1961-66	3.31	88	57	1284.2	1130	541	472	431	994
Carl Pavano	2009-12	4.32	33	33	579.2	654	303	278	101	311
Glen Perkins	2006-17	3.88	35	25	624.1	646	290	269	158	504
Jim Perry	1963-72	3.15	128	90	1883.1	1711	736	659	541	1025
Brad Radke	1995-2006	4.22	148	139	2451.0	2643	1233	1150	445	1467
Pete Redfern	1976-82	4.54	42	48	714.0	764	409	360	306	426
Juan Rincón	2001-08	3.69	30	26	441.0	414	208	181	182	412
Frank Rodriguez	1995-98	5.20	25	32	509.1	546	333	294	215	282
J.C. Romero	1999-2005	4.35	25	20	407.2	395	215	197	209	336
Ervin Santana	2015-18	3.68	30	25	525.1	480	235	215	159	414
Johan Santana	2000-07	3.22	93	44	1308.2	1068	500	468	364	1381
Ken Schrom	1983-85	4.34	29	31	494.0	516	262	238	180	203
Carlos Silva	2004-07	4.42	47	45	773.2	942	412	380	112	306
Kevin Slowey	2007-11	4.66	39	29	532.2	606	287	276	84	395
Mike Smithson	1984-87	4.46	47	48	816.0	870	446	404	227	438
Dick Stigman	1962-65	3.69	37	37	643.2	551	278	264	248	538
Anthony Swarzak	2009-14	4.48	16	24	439.2	482	234	219	127	267
Kevin Tapani	1989-95	4.06	75	63	1171.1	1228	565	528	255	724
Mike Trombley	1992-2002	4.53	30	34	645.2	668	353	325	244	528
Frank Viola	1982-89	3.86	112	93	1772.2	1775	842	760	521	1214
Al Williams	1980-84	4.24	35	38	642.2	670	330	303	227	262
Dick Woodson	1969-74	3.35	33	30	561.0	488	244	209	241	303
Al Worthington	1964-69	2.62	37	31	473.1	379	162	138	186	399
Geoff Zahn	1977-80	3.90	53	53	852.0	948	429	369	254	348

— **bold** indicates player still active with Twins

PLAYERS WHO PLAYED ENTIRE CAREER WITH TWINS

(MINIMUM OF 10 YEARS PLAYED)

Bob Allison 1961-70
 Randy Bush 1982-93
 Kent Hrbek 1981-94
 Joe Mauer 2004-18

Tony Oliva 1962-76
 Glen Perkins 2006-17
 Kirby Puckett 1984-95
 Brad Radke 1995-2006

BATTING DATA - TWINS YEARLY LEADERS

AVERAGE		HOME RUNS		RUNS BATTED IN		
1961	— Batty	.302	Killebrew	46	Killebrew	122
1962	— Rollins	.298	Killebrew	*48	Killebrew	*126
1963	— Rollins	.307	Killebrew	+45	Killebrew	96
1964	— Oliva	*.323	Killebrew	+49	Killebrew	111
1965	— Oliva	*.321	Killebrew	25	Oliva	98
1966	— Oliva	.307	Killebrew	39	Killebrew	110
1967	— Carew	.292	Killebrew	#44	Killebrew	113
1968	— Oliva	.289	Allison	22	Oliva	68
1969	— Carew	*.332	Killebrew	+49	Killebrew	+140
1970	— Oliva	.325	Killebrew	41	Killebrew	113
1971	— Oliva	*.337	Killebrew	28	Killebrew	*119
1972	— Carew	*.318	Killebrew	26	Darwin	80
1973	— Carew	+ .350	Darwin	18	Oliva	92
1974	— Carew	+ .364	Darwin	25	Darwin	94
1975	— Carew	+ .359	Ford	15	Carew	80
1976	— Carew	.331	Ford	20	Hisle	96
1977	— Carew	+ .388	Hisle	28	Hisle	*119
1978	— Carew	*.333	Smalley	19	Ford	82
1979	— Landreaux	.305	Smalley	24	Smalley	95
1980	— Castino	.302	Castino	13	Castino	64
1981	— Castino	.268	Smalley	7	Hatcher	37
1982	— Hrbek	.301	Ward	28	Hrbek	92
1983	— Hrbek	.297	Brunansky	28	Ward	88
1984	— Hrbek	.311	Brunansky	32	Hrbek	107
1985	— Puckett	.288	Brunansky	27	Hrbek	93
1986	— Puckett	.328	Gaetti	34	Gaetti	108
1987	— Puckett	.332	Hrbek	34	Gaetti	109
1988	— Puckett	.356	Gaetti	28	Puckett	121
1989	— Puckett	*.339	Hrbek	25	Puckett	85
1990	— Puckett	.298	Hrbek	22	Gaetti	85
1991	— Puckett	.319	Davis	29	Davis	93
1992	— Puckett	.329	Puckett	19	Puckett	110
1993	— Harper	.304	Hrbek	25	Puckett	89
1994	— Puckett	.317	Puckett	20	Puckett	*112
1995	— Knoblauch	.333	Cordova	24	Puckett	99
1996	— Knoblauch and Molitor	.341	Cordova	16	Molitor	113
1997	— Molitor	.305	Cordova	15	Molitor	89
1998	— Walker	.316	Lawton	21	Lawton	77
1999	— Walker	.279	Coomer	16	Cordova	70
2000	— Lawton	.305	Jones	19	Lawton	88
2001	— Mientkiewicz	.306	Hunter	27	Koskie	103
2002	— Jones	.300	Hunter	29	Hunter	94
2003	— Pierzynski	.312	Hunter	26	Hunter	102
2004	— Ford	.299	Koskie	25	Hunter	81
2005	— Mauer	.294	Jones	23	Morneau	79
2006	— Mauer	+ .347	Morneau	34	Morneau	130
2007	— Mauer	.293	Morneau	31	Morneau	111
2008	— Mauer	*.328	Morneau	23	Morneau	129
2009	— Mauer	+ .365	Cuddyer	32	Kubel	103
2010	— Mauer	.327	Thome	25	Young	112
2011	— Cuddyer	.284	Cuddyer	20	Valencia	72
2012	— Mauer	.319	Willingham	35	Willingham	110
2013	— Mauer	.324	Dozier	18	Morneau	74
2014	— Suzuki	.288	Dozier	23	Plouffe	80
2015	— Mauer	.265	Dozier	28	Plouffe	86
2016	— Dozier	.268	Dozier	42	Dozier	99
2017	— Mauer	.305	Dozier	34	Dozier	93
2018	— Rosario	.288	Rosario	24	Rosario	77
2019	— Cruz	.311	Cruz	41	Rosario	109
2020	— Cruz	.303	Cruz	16	Rosario	42
2021	— Polanco	.269	Polanco	33	Polanco	98
2022	— Arraez	*.316	Buxton	28	Miranda	66
2023	— Correa	.230	Kepler	24	Kepler	66

(+ — major league leadership; # — tie for major league leadership; * — league leadership)

TWINS LONGEST HITTING STREAKS

PLAYER	GAMES	DATES	PLAYER	GAMES	DATES
Ken Landreaux	31	April 23-May 30, 1980	David Ortiz	19	July 17-August 6, 2002
Brian Harper	25	July 6-August 4, 1990	Nick Punto	19	July 4-28, 2006
Lenny Green	24	May 1-28, 1961	Rod Carew	18	May 30-June 19, 1973
Brian Dozier	24	August 27-September 22, 2016	Rod Carew	18	September 7-27, 1974
Brian Dozier	24	September 22, 2017-April 23, 2018	Gary Gaetti	18	May 6-27, 1983
Kent Hrbek	23	April 17-May 13, 1982	Chuck Knoblauch	18	August 7-26, 1997
Kirby Puckett	23	September 26, 1993-April 20, 1994	Tony Oliva	17	July 16-August 1, 1964
Marty Cordova	23	June 5-29, 1996	Tony Oliva	17	May 13-June 2, 1970
Cristian Guzmán	23	August 1-August 25, 2002	Kent Hrbek	17	May 25-June 13, 1982
Torii Hunter	23	April 11-May 9, 2007	Kirby Puckett	17	September 15-October 2, 1988
Shane Mack	22	July 26-August 18, 1992	Kent Hrbek	17	August 21-September 7, 1990
Ben Revere	21	July 16-August 7, 2012	Kent Hrbek	17	August 11-30, 1991
Ted Uhlendoerfer	20	August 16-September 7, 1969	Chuck Knoblauch	17	July 29-August 18, 1993
Chuck Knoblauch	20	September 2-25, 1991	Paul Molitor	17	August 31-September 19, 1998
Bob Allison	19	June 12-28, 1964	Cristian Guzmán	17	June 8-26, 2001
Roy Smalley	19	April 23-May 20, 1973	Trevor Plouffe	17	June 30-July 19, 2012
Brian Harper	19	July 20-August 12, 1993			

BATTING DATA - GAME HIGHS FOR HITS

4-HIT GAMES

PLAYER	#	PLAYER	#	PLAYER	#	PLAYER	#
Puckett	41	Hatcher	8	Power	6	Gagne	4
Carew	37	Mack	8	Revere	6	Gómez, Ca.	4
Oliva	24	Ward, G.	8	Brye	5	Jones, J.	4
Mauer	23	Bostock	7	Cruz	5	Mientkiewicz	4
Knoblauch	14	Castino	7	Kepler	5	Nixon	4
Span	13	Darwin	7	Muñoz	5	Terrell	4
Hrbek	12	Hunter	7	Núñez	5	Walker	4
Versalles	12	Reese	7	Punto	5	Washington	4
Gaetti	11	Smalley	7	Rivas	5	Wynegar	4
Lawton	11	Tovar	7	Stewart	5	112 players	3 or fewer
Morneau	11	Arraez	6	Thompson	5		
Rosario	11	Coomer	6	Young	5		
Cuddyer	10	Cordova	6	Becker	4		
Guzmán	10	Gladden	6	Braun	4		
Koskie	10	Harper	6	Buchanan	4		
Hisle	9	Kubel	6	Cardenas	4		
Killebrew	9	Landreaux	6	Cubbage	4		
Polanco	9	Molitor	6	Davis, C.	4		
Rollins	9	Pierzynski	6	Ford, L.	4		

5-HIT GAMES

#	PLAYER	DATE	OPPONENT	AB	HITS	#	PLAYER	DATE	OPPONENT	AB	HITS
1	Z. Versalles	5-27-61	at WAS	5	3 1B, 2 2B	31	P. Molitor	8-8-98	BAL	5	4 1B, 2B
2	H. Killebrew	6-12-61	at BOS	6	4 1B, HR	32	D. Hocking	6-27-99	at DET	6	2 1B, 3 2B
3	L. Green	7-16-61 (2)	at CLE	6	3 1B, 2B, 3B	33	D. Hocking	5-18-00	at OAK	6	2 1B, 2 2B, HR
4	T. Oliva	7-21-65 (1)	at BOS	6	4 1B, 2B	34	J. Jones	7-22-02	at CWS	6	2 1B, 2 2B, HR
5	T. Oliva	7-28-65	at WAS	5	5 1B	35	J. Jones	5-6-03	at TB	5	2 1B, 1 2B, 2 HR
6	R. Carew	5-8-67	WAS	5	4 1B, 2B	36	C. Guzmán	5-7-04	at OAK (13 inn.)	6	3 1B, 2 2B
7	T. Oliva	9-8-67 (2)	at BAL	5	5 1B	37	T. Hunter	6-1-05	CLE	5	2 1B, 2 2B, HR
8	J. Roseboro	4-29-68	at BOS	5	3 1B, 2B, HR	38	J. Mauer	6-27-06	LAD	5	5 1B
9	T. Uhlhaender	6-23-68	NYN	5	5 1B	39	J. Bartlett	8-6-06	at KC	5	3 1B, 2 2B
10	T. Oliva	6-29-69 (2)	at KC	5	2 1B, 2B, 2 HR	40	J. Morneau	9-19-06	at BOS	5	3 1B, 2 2B
11	R. Carew	4-18-70	at OAK	5	5 1B	41	J. Morneau	7-10-08	at DET (11 inn.)	5	2 1B, 2 2B, HR
12	L. Cardenas	9-29-70	KC (12 inn.)	6	5 1B	42	J. Mauer	8-29-08	at OAK	5	4 1B, 2B
13	R. Carew	5-12-72	MIL (22 inn.)	7	3 1B, 2 2B	43	D. Span	7-3-09	DET (16 inn.)	8	4 1B, 3B
14	R. Carew	8-14-73	DET	6	4 1B, 2B	44	D. Span	8-8-09	at DET	5	4 1B, 2B
15	L. Hisle	9-3-73	at KC	5	4 1B, 2B	45	J. Mauer	4-24-10	at KC (12 inn.)	5	3 1B, 2B, 3B
16	R. Carew	5-25-77 (1)	at BOS	6	4 1B, 2B	46	J. Mauer	7-26-10	at KC	5	3 1B, 2B, HR
17	T. Teufel	9-16-83	TOR	5	2 1B, 3B, 2 HR	47	J. Mauer	8-14-13	CLE (12 inn.)	7	4 1B, HR
18	M. Hatcher	4-27-85	OAK	5	4 1B, 2B	48	D. Santana	8-3-14	at CWS	6	3 1B, 2B, 3B
19	B. Beane	4-29-86	at NYN	5	4 1B, HR	49	E. Escobar	8-22-14	DET	6	3 1B, 3B, HR
20	K. Hrbek	6-7-86	at KC	5	3 1B, 2B, HR	50	E. Escobar	6-13-17	SEA	6	5 1B
21	G. Larkin	7-18-89	CLE	5	5 1B	51	E. Rosario	7-1-17 (2)	at KC	5	5 1B
22	D. Gladden	9-29-89	at SEA (11 inn.)	5	5 1B	52	L. Forsythe	8-16-18	DET	5	3 1B, 2 2B
23	K. Puckett	5-14-90	OAK	5	3 1B, 2 2B	53	J. Polanco	4-5-19	at PHI	5	2 1B, 2B, 3B, HR
24	K. Puckett	6-6-90	at TOR	5	4 1B, 2B	54	J. Polanco	5-8-19	at TOR	5	3 1B, 2B, HR
25	K. Puckett	8-15-93	at OAK	5	3 1B, 2 HR	55	C. Cron	5-23-19	at LAA	6	2 1B, 2 2B, HR
26	K. Puckett	4-8-94	OAK (10 inn.)	6	4 1B, 2B	56	B. Buxton	4-28-21	at CLE	5	2 1B, 2 2B, HR
27	G. Myers	4-24-96	at DET	6	3 1B, 2 2B						
28	C. Knoblauch	6-1-96	at TEX	5	5 1B						
29	P. Molitor	8-27-96	at TOR (11 inn.)	5	5 1B						
30	P. Molitor	5-23-97	OAK	5	4 1B, 2B						

6-HIT GAMES

#	PLAYER	DATE	OPPONENT	AB	HITS
1	K. Puckett	8-30-87	at MIL	6	2 singles, 2 doubles, 2 home runs
2	K. Puckett	5-23-91	TEX (11 inn.)	7	5 singles, 1 triple

TWINS 4-PLUS HIT GAMES BY SEASON

YEAR	#	YEAR	#	YEAR	#	YEAR	#
1961	12	1977	19	1993	15	2009	20
1962	7	1978	13	1994	7	2010	14
1963	12	1979	11	1995	11	2011	6
1964	17	1980	18	1996	20	2012	17
1965	7	1981	2	1997	19	2013	9
1966	5	1982	11	1998	13	2014	10
1967	7	1983	12	1999	10	2015	6
1968	7	1984	17	2000	15	2016	12
1969	17	1985	9	2001	18	2017	15
1970	14	1986	18	2002	13	2018	10
1971	7	1987	10	2003	14	2019	22
1972	13	1988	20	2004	9	2020	3
1973	18	1989	13	2005	15	2021	7
1974	21	1990	9	2006	20	2022	8
1975	11	1991	9	2007	10	2023	8
1976	11	1992	15	2008	12	TOTAL	780

BATTING DATA - HOME RUNS

INSIDE PARK		TWINS			YEAR	OPPONENTS			INSIDE PARK	
HOME	ROAD	TOTAL	HOME	ROAD		TOTAL	HOME	ROAD	HOME	ROAD
1	0	167	92	75	1961	163	89	74	1	1
0	1	185	97	88	1962	166	96	70	0	2
0	2	225	112	113	1963	162	99	63	0	1
2	1	221	115	106	1964	181	88	93	0	1
1	2	150	67	83	1965	166	89	77	1	0
1	0	144	94	50	1966	139	83	56	0	0
1	0	131	70	61	1967	115	63	52	0	1
0	0	105	50	55	1968	92	51	41	0	0
1	0	163	79	84	1969	119	61	58	0	2
0	0	153	66	87	1970	130	53	77	0	0
0	1	116	57	59	1971	139	71	68	0	0
1	0	93	52	41	1972	105	54	51	2	0
0	0	120	56	64	1973	115	60	55	1	0
0	1	111	60	51	1974	115	55	60	0	0
1	1	121	75	46	1975	137	88	49	0	2
0	0	81	34	47	1976	89	52	37	0	1
0	0	123	61	62	1977	151	79	72	0	0
0	0	82	44	38	1978	102	39	63	0	0
2	0	112	67	45	1979	128	61	67	0	0
1	1	99	51	48	1980	120	64	56	1	0
0	0	47	25	22	1981	79	47	32	0	0
2	2	148	81	67	1982	208	110	98	0	1
0	1	141	56	85	1983	163	91	72	0	1
3	0	114	63	51	1984	159	77	82	2	0
1	0	141	71	70	1985	164	83	81	0	0
3	0	196	116	80	1986	200	107	93	1	0
1	1	196	106	90	1987	210	92	118	0	1
2	0	151	76	75	1988	146	79	67	0	1
0	0	117	59	58	1989	139	69	70	1	0
1	0	100	46	54	1990	134	69	65	3	0
0	1	140	62	78	1991	139	75	64	0	0
0	0	104	56	48	1992	121	56	65	0	1
0	0	121	56	65	1993	148	70	78	0	0
1	0	103	48	55	1994	153	88	65	0	0
0	0	120	59	61	1995	210	120	90	0	0
0	0	118	61	57	1996	233	121	112	1	0
3	0	132	59	73	1997	187	92	95	0	0
0	0	115	51	64	1998	180	93	87	0	0
0	1	105	47	58	1999	208	109	99	0	0
1	0	116	54	62	2000	212	106	106	0	1
0	1	164	76	88	2001	192	89	103	0	0
0	0	167	68	99	2002	184	82	102	1	0
0	0	155	76	79	2003	187	95	92	0	0
0	0	191	89	102	2004	167	83	84	0	0
0	0	134	67	67	2005	169	81	88	0	0
0	0	143	69	74	2006	182	79	103	0	0
1	0	118	48	70	2007	185	82	103	2	0
0	0	111	56	55	2008	183	82	101	0	1
0	0	172	96	76	2009	185	93	92	0	1
0	0	142	52	90	2010	155	64	91	0	2
0	0	103	46	57	2011	161	80	81	1	1
0	0	131	69	62	2012	198	98	100	1	0
0	0	151	68	83	2013	168	74	94	0	0
0	1	128	67	61	2014	147	72	75	0	0
0	0	156	85	71	2015	163	79	84	1	0
1	1	200	98	102	2016	221	114	107	0	0
2	0	206	110	96	2017	224	102	122	0	0
0	0	166	86	80	2018	198	88	110	0	1
0	0	307	137	170	2019	198	98	100	0	1
0	1	91	43	48	2020	62	26	36	0	0
0	0	228	112	116	2021	239	121	118	1	0
0	0	178	89	89	2022	184	80	104	1	0
0	0	233	118	115	2023	194	94	100	0	0
34	20	9,002	4,476	4,526	TOTALS	10,173	5,125	5,048	22	24

TWINS CAREER LEADOFF HOMERS

PLAYER	YEARS	HOMERS	PLAYER	YEARS	HOMERS
Brian Dozier.....	2012-18.....	28	10 players tied		2
Jacque Jones.....	1999-05.....	20	29 players tied		1
Max Kepler.....	2015-23.....	15	TOTALS		198
Chuck Knoblauch.....	1991-97.....	14	LAST 10	DATE	PITCHER
Dan Gladden.....	1987-91.....	12	Edouard Julien.....	9/27/23 vs. OAK.....	Joey Estes
Byron Buxton.....	2015-23.....	9	Jorge Polanco.....	6/3/23 vs. CLE.....	Logan Allen
Shannon Stewart.....	2003-06.....	7	Edouard Julien.....	5/24/23 vs. SF.....	Anthony DeClafani
Zoilo Versalles.....	1961-67.....	6	Max Kepler.....	4/28/23 vs. KC.....	Jordan Lyles
Shane Mack.....	1990-94.....	5	Max Kepler.....	4/3/23 at MIA.....	Johnny Cueto
Denard Span.....	2008-12.....	5	Byron Buxton.....	7/26/22 at MIL.....	Ethan Small
César Tovar.....	1965-72.....	5	Luis Arraez.....	7/16/22 vs. CWS.....	Lance Lynn
Eduardo Núñez.....	2014-16.....	4	Byron Buxton.....	6/17/22 at ARI.....	Madison Bumgarner
Kirby Puckett.....	1984-95.....	4	Luis Arraez.....	6/9/22 vs. NYY.....	Gerrit Cole
5 players tied.....		3	Byron Buxton.....	5/13/22 vs. CLE.....	Aaron Civale

BATTING DATA - HOME RUNS

INSIDE-THE-PARK HOME RUNS

TWINS

#	PLAYER	DATE	PITCHER	INN	ON	OPP
1	Killebrew	7-4-61	McLish	8	2	CWS
2	Versalles	4-27-62	Donovan	9	0	at CLE
3	Hall, J.	9-22-63	Heffner	1	1	at BOS
4	Power	9-28-63	Ford	1	0	at NYY
5	Oliva	7-4-64	Bouton	5	0	at NYY
6	Rollins	8-4-64	Monbouquette	2	1	BOS
7	Oliva	9-4-64	Gray	8	1	BOS
8	Versalles	4-22-65	Ramos	9	0	at NYY
9	Hall, J.	6-4-65	Kopitzki	4	0	WAS
10	Rollins	6-18-65	Stafford	4	0	at NYY
11	Oliva	6-4-66	Kelley	1	0	CLE
12	Uhllander	5-8-67	Ortega	2	1	WAS
13	Carew	5-13-69	Cuellar	8	0	BAL
14	Nettles, J.	7-22-71	Peterson	7	1	at NYY
15	Soderholm*	10-4-72	Frailing	6	0	CWS
16	Thompson	6-24-74	Clyde	4	1	at TEX
17	Ford	6-17-75	Blue	4	0	OAK
18	Brye*	9-7-75	Osteen	7	0	at CWS
19	Landreaux	5-8-79	Moore	7	0	TOR
20	Castino	5-15-79	Lyle	7	0	TEX
21	Sofield	7-11-80	Abbott	7	0	at SEA
22	Cubbage	8-20-80	Todd	6	1	TOR
23	Brunansky	5-28-82	Guidry	4	0	NYY
24	Brunansky	7-19-82	Augustine	3	3	MIL
25	Ward	9-10-82	Gura	7	2	at KC
26	Hrbek	9-30-82	Leal	1	1	at TOR
27	Brunansky	9-25-83	Creel	6	0	at KC
28	Bush	6-23-84	Seaver	6	0	CWS
29	Teufel	6-24-84	Dotson	9	2	CWS
30	Hrbek	9-11-84	Leibrandt	7	1	KC
31	Engle	7-3-85	Heaton	6	0	CLE
32	Washington	7-3-86	Boddicker	6	2	BAL
33	Gagne	10-4-86	Bannister	2	0	CWS
34	Gagne	10-4-86	Bannister	4	2	CWS
35	Gaetti	5-31-87	Robinson	2	0	at DET
36	Gagne	9-24-87	Hough	6	1	TEX
37	Lombardozi	7-8-88	Wegman	6	1	MIL
38	Lombardozi	9-28-88	Burns	8	0	OAK
39	Larkin	5-26-90	Boddicker	6	0	BOS
40	Pagliariulo	5-19-91	Petry	3	0	at DET
41	Mack	5-17-94	Key	4	0	NYY
42	Becker	4-26-97	Witt	6	0	TEX
43	Meares	5-25-97	Prieto	3	0	OAK
44	Kelly	8-8-97	Gooden	1	1	NYY
45	Walker	9-5-99	Rupe	4	0	at TB
46	Moeller	7-29-00	Mendoza	8	2	NYY
47	Hunter	7-26-01	Guthrie	6	0	at OAK
48	Mauer	7-21-07	Shields	8	2	LAA
49	Suzuki	5-20-14	Vincent	8	0	at SD
50	Núñez	6-2-16	Moore	1	0	TB
51	Buxton	10-2-16	Sale	1	0	at CWS
52	Dozier	4-16-17	Shields	5	0	CWS
53	Buxton	8-18-17	Godley	4	0	ARI
54	Buxton	9-15-20	Dumming	3	0	at CWS

OPPONENTS

#	PLAYER	DATE	PITCHER	INN	ON	OPP
1	Geiger	8-8-61	Pascual	3	3	at BOS
2	Fox	9-6-61	Ramos	2	0	CWS
3	Howser	4-12-62	Lee	4	2	at KC
4	Howser	6-16-62	Stange	5	0	at KC
5	Landis	4-21-63	Lasher	6	0	at CWS
6	Mathews	5-3-64	Kaat	5	0	at KC
7	Repoz	7-9-65	Boswell	5	0	NYY
8	Scott	7-29-67	Perry	2	1	at BOS
9	Alomar	6-23-69	Woodson	1	0	at CAL
10	Blair	8-8-69	Miller	1	0	at BAL
11	Allen	7-31-72	Bylleven	1	2	CWS
12	Allen	7-31-72	Bylleven	5	1	CWS
13	May	6-11-73	Kaat	3	1	MIL
14	LeFlore	5-27-75	Bylleven	5	0	at DET
15	Patek	8-7-75	Albury	1	0	at KC
16	Brett	10-3-76	Hughes	9	0	at KC
17	Cerone	5-4-80	Verhoeven	5	2	NYY
18	Stapleton	5-3-82	Felton	1	1	at BOS
19	Wathen	9-23-83	Pettibone	7	0	at KC
20	Wilson	6-1-84	Smithson	3	2	KC
21	Whitaker	7-13-84	Lysander	11	1	DET
22	Pasqua	7-12-86	Anderson	7	0	NYY
23	Tartabull	10-3-87	Bylleven	2	0	at KC
24	Tartabull	5-25-88	Bylleven	6	0	at KC
25	Carter	7-18-89	Viola	6	0	CLE
26	Espinosa	7-21-90	Guthrie	8	0	NYY
27	José	7-29-90	West	2	0	OAK
28	Karkovice	8-30-90	West	4	3	CWS
29	White, D.	6-1-92	Willis	10	0	TOR
30	Erstad	9-6-96	Radke	9	0	CAL
31	Christenson	5-21-00	Hawkins	8	1	at OAK
32	Beltran	8-4-02	Loshe	1	0	KC
33	Crawford	4-13-07	Santana	6	0	TB
34	Fielder	6-17-07	Nathan	9	0	MIL
35	Teahen	5-27-08	Nathan	9	2	at KC
36	Geddes	5-15-09	Crain	7	0	NYY
37	DeJesus	4-23-10	Pavano	6	0	at KC
38	Bautista	7-7-10	Slowey	5	1	at TOR
39	Betancourt	6-25-11	Swarzak	5	0	at MIL
40	Granderson	8-21-11	Mijares	7	0	NYY
41	Bourjos	4-11-12	Pavano	5	2	LAA
42	McCann	4-29-15	Thompson	6	1	DET
43	Butera	7-22-18	Hildenberger	7	2	at KC
44	Mondesi	4-2-19	Rogers	8	0	at KC
45	Kiermaier	8-13-21	Gant	6	0	TB
46	Arozarena	6-10-22	Smeltzer	7	0	TB

(* = denotes pinch-hitter)

HISTORY/RECORDS

TWINS ALL-TIME 2-PLUS-HOMER GAMES

PLAYER	#	PLAYER	#	PLAYER	#
Killebrew	35	Garver	7	Carew	3
Morneau	20	Cuddyer	6	Cave	3
Oliva	18	Darwin	6	Gagne	3
Hrbek	16	Kubel	6	Kirilloff	3
Allison	15	Muñoz, P.	5	Plouffe	3
Gaetti	13	Polanco	5	Soderholm	3
Puckett	13	Reese	5	Versalles	3
Kepler	12	Schoop	5	Allen	2
Brunansky	11	Smalley	5	Aleya	2
Cruz	11	Bush	4	Battley	2
Sanó	11	Cordova	4	Castillo, C.	2
Buxton	10	Davis, C.	4	Castro, J.	2
Rosario	10	Escobar	4	Donaldson	2
Hunter	9	Ford	4	Doumit	2
Mincher	9	Laudner	4	Gallo	2
Dozier	8	Lawton	4	Garlick	2
Hall, J.	8	LeCroy	4	Hisle	2
Jones, J.	8	Mauer	4	Jeffers	2
Koskie	8	Thome	4	Knoblauch	2
Coomer	7	Willingham	4	Kusick	2
				TOTAL	475

TWO-HOMER INNING

Michael Cuddyer 7th inning, August 23, 2009 at Kansas City

BATTING DATA - GRAND SLAMS

#	PLAYER	DATE	INNING	OPP.	PITCHER	#	PLAYER	DATE	INNING	OPP.	PITCHER
1	Allison	4-16-61	1st	at BAL	Estrada	70	Smalley	4-18-81	3rd	at CAL	Travers
2	Dobbek	5-19-61	3rd	KC	Rakow						
3	Allison	6-27-61	6th	BOS	Conley	71	Ward	5-10-82	4th	BOS	Torrez
4	Killebrew	7-1-61	9th	at KC	Kunkel	72	Hrbek	6-10-82	5th	KC	Armstrong
5	Allison	7-3-61	7th	CWS	Lown	73	Brunansky+	7-19-82	3rd	MIL	Augustine
6	Bequers*^	7-4-61	9th	CWS	Hacker	74	Gaetti	7-26-82	1st	at SEA	Bannister
7	Lepcio	7-13-61	1st	at CLE	Grant	75	Gaetti	9-19-82	5th	at KC	Armstrong
8	Tuttle	8-13-61	4th	DET	Regan						
9	Mincher	4-28-62	7th	at CLE	Funk						
10	Mincher	5-3-62	1st	BAL	Pappas	77	Hrbek	4-16-84	6th	CAL	Curtis
11	Power	5-13-62	7th	KC	Pfister	78	Bush	7-28-84	5th	CAL	Slaton
12	Allison	7-18-62	1st	CLE	Latman						
13	Killebrew	7-18-62	1st	CLE	Perry	79	Gaetti	5-8-85	1st	at NY	Cowley
14	Power	9-19-62	6th	DET	Humphreys	80	Bush	5-12-85	1st	at BAL	Dixon
15	Killebrew	5-24-63	5th	CWS	Herbert	81	Hrbek	7-18-85	7th	NY	Fisher
16	Power	5-29-63	5th	WAS	Coates	82	Hrbek	7-22-85	2nd	BAL	Davis
17	Mincher	7-14-63	1st	CLE	Latman	83	Hrbek	8-15-85	5th	SEA	Long
18	Killebrew	9-11-63	8th	CLE	Bell						
19	Batthey	5-1-64	6th	at KC	Drabowsky						
20	Oliva	5-7-64	6th	LA	Spring	86	Brunansky	5-20-87	6th	at CLE	Candiotti
21	Killebrew	5-17-64	4th	at BOS	Wilson	87	Laudner	6-14-87	2nd	at CLE	DeLeon
22	Rollins	7-19-64	7th	LA	D. Lee						
23	Mincher	8-23-64	8th	at DET	Gladding	88	Gaetti	5-22-88	9th	at TEX	Williams
24	Pascual	4-27-65	1st	at CLE	Williams	89	Gagne	6-3-88	2nd	OAK	Stewart
25	Versalles	9-30-65	5th	at BAL	Pappas	90	Dwyer*	9-15-88	6th	CWS	Pall
26	Hall, J^	8-2-66	9th	BOS	McMahon	91	C. Castillo	4-11-89	8th	at DET	Hernandez
27	Rollins	8-23-66	3rd	at WAS	Richert	92	Gladden	5-31-89	6th	at KC	Gordon
28	Killebrew	9-3-66	7th	NY	Womack	93	Dwyer	6-10-89	8th	CWS	Thigpen
29	Mincher	9-23-66	1st	DET	McLain	94	Hrbek	9-12-89	7th	TOR	Ward
30	Rollins	6-12-67	3rd	DET	Marshall	95	Harper	5-5-90	8th	at MIL	Plesac
31	Killebrew	4-29-69	3rd	KC	Nelson	96	Gaetti	9-23-90	1st	at TEX	Hough
32	Reese*	8-3-69	7th	BAL	McNally	97	Muñoz	6-12-91	1st	NY	Johnson
33	Tovar	9-4-69	10th	at OAK	Krausse	98	Mack	6-14-91	5th	at CLE	Nichols
34	Killebrew	9-7-69	2nd	at OAK	Blue	99	Hrbek	7-31-91	2nd	at NY	Sanderson
35	Aleya	4-15-70	6th	at CAL	Messersmith	100	Mack	9-2-91	8th	CLE	Olin
36	Renick	4-18-70	4th	at OAK	Downing	101	Mack	5-24-92	4th	at DET	Tanana
37	Reese*	6-7-70	6th	at WAS	Bosman	102	Puckett	5-29-92	4th	DET	Lancaster
38	Renick*	6-30-70	6th	KC	Johnson	103	Puckett	6-3-92	3rd	TOR	Guzman
39	Aleya	9-7-70	1st	MIL	Krausse	104	Harper	8-1-92	8th	MIL	Henry
40	Cardenas	9-15-70	2nd	CAL	Bradley	105	Puckett	8-14-92	3rd	at SEA	Fisher
41	Nettles, J	7-20-71	6th	at NY	Bahnsen	106	Hrbek	4-21-93	5th	MIL	Lloyd
42	Killebrew*	9-3-71	6th	OAK	Grant	107	Winfield	4-23-93	3rd	DET	Moore
43	Killebrew	5-28-72	3rd	TEX	Gogolewski	108	Puckett	6-12-93	3rd	OAK	B. Witt
44	Soderholm	6-26-72	7th	CAL	Fisher	109	Puckett	9-11-93	5th	at TEX	Pavlik
45	Reese*	7-9-72	7th	NY	McDaniel						
46	Darwin	7-10-72	1st	MIL	Stephenson	110	Walbeck	5-4-94	6th	at CLE	Orosco
47	Walton*	4-17-73	7th	CAL	Barber	111	Mack	7-8-94	1st	MIL	Grimley
48	Darwin	6-29-73	8th	at CAL	Ryan	112	Puckett	8-10-94	2nd	BOS	Bankhead
49	Oliva	8-17-73	2nd	at CLE	Bosman	113	Puckett	6-16-95	6th	at SEA	Johnson
50	Darwin	4-14-74	7th	KC	Bird	114	Merullo	8-5-95	7th	at KC	Brewer
51	Soderholm	6-14-74	3rd	at CLE	Sanders	115	Knoblauch	6-5-96	4th	CAL	Eichhorn
52	Hisle	8-24-74	2nd	at BAL	Garland	116	Lawton	6-30-96	3rd	at KC	Gubicza
53	Roof	9-8-74	6th	at KC	Mingori	117	Molitor	4-3-97	2nd	DET	Blair
54	Oliva*	6-29-75	6th	at TEX	Umbarger	118	Jackson	5-16-97	4th	BOS	Borland
55	Carew	6-26-76	2nd	at OAK	Mitchell	119	Colbrunn*	8-4-97	5th	TOR	Daal
56	Carew	7-4-76	8th	CAL	Monge	120	Miller	9-22-97	2nd	MIL	D'Amico
57	Cubbage	7-7-76	8th	at MIL	Castro	121	Coomer	4-25-98	9th	at SEA	Slocumb
58	Wynegar	7-30-76	5th	OAK	Bosman	122	Lawton	5-9-98	6th	at NY	Pettitte
59	Carew*	9-9-76	7th	at TEX	Hargan	123	Gates	6-21-98	4th	at CWS	Bere
60	Hisle	4-24-77	4th	at TEX	Briles	124	Lawton*	4-17-99	8th	at CLE	Spradlin
61	Hisle	5-25-77	7th	at BOS	Murphy	125	Hunter	4-26-99	4th	BOS	Wakefield
62	Adams, G	6-26-77	2nd	CWS	Stone	126	Hocking	6-4-99	2nd	SEA	Hampton
63	Cubbage	8-5-77	4th	CLE	Dobson	127	Koskie	7-24-99	5th	HOU	Rodriguez
64	Carew	8-12-77	3rd	at DET	Crawford	128	Canizaro	8-25-00	4th	DET	Blair
65	Smalley*	6-25-78	4th	at CWS	Willoughby	129	Ortiz	9-7-00	1st	at BOS	R. Martinez
66	Cubbage	8-8-78	6th	SEA	Parrott	130	Hunter	6-8-01	5th	PIT	Oliveras
67	Edwards	7-15-79	3rd	at TOR	Clancy	131	Guzmán	6-24-01	7th	at DET	Borkowski
68	J. M. Morales	6-19-80	3rd	DET	Schatzeder	132	Jones	7-12-01	2nd	at MIL	Haynes
69	Wilfong	9-17-80	7th	at MIL	Mitchell	133	Koskie	9-8-01	4th	at ANA	Rapp
						134	Jones	5-28-02	2nd	at TEX	Park

(* — denotes pinch-hitter; + — denotes inside-the-park; ^ — denotes walk-off)

BATTING DATA - GRAND SLAMS

#	PLAYER	DATE	INNING	OPP.	PITCHER	#	PLAYER	DATE	INNING	OPP.	PITCHER
135	Hunter	7-5-02	7th	at SEA	Nelson	176	Colabello	9-2-13	9th	at HOU	Lo
136	Cuddyer	8-1-02	3rd	CWS	Wright	177	Arcia	6-5-14	3rd	MIL	Peralta
137	Pierzynski	5-7-03	5th	at TB	Kennedy	178	Plouffe	5-3-15	3rd	CWS	Danks
138	Pierzynski	6-12-03	1st	COL	Oliver	179	Plouffe	7-17-15	6th	at OAK	Gray
139	LeCroy*	5-19-04	9th	at TOR	Adams	180	Rosario	9-3-15	3rd	CWS	Samardzija
140	Punto	7-22-04	7th	TB	Colome	181	Kepler	7-10-16	5th	at TEX	Griffin
141	Hunter	6-1-05	3rd	CLE	Lee	182	Buxton	9-4-16	2nd	CWS	Ranaudo
142	Morneau	9-30-05	8th	DET	Walker	183	Dozier	8-8-17	4th	MIL	Garza
143	Hunter	4-5-06	8th	at TOR	Frasor	184	Rosario	8-20-17	1st	ARI	Shiplee
144	Batista	5-19-06	8th	at MIL	Capellan	185	Kepler	8-26-17	8th	at TOR	Tepera
145	Cuddyer	6-7-06	8th	at SEA	Soriano	186	Mauer	9-17-17	5th	TOR	Rowley
146	Cuddyer	6-10-06	7th	BAL	Halama	187	Rosario	4-20-18	8th	at TB	Romo
147	Kubel^	6-13-06	12th	BOS	Tavarez	188	Adrianza	6-12-18	7th	at DET	Saupold
148	Morneau	6-14-06	6th	BOS	Delcarmen	189	Grossman	7-2-18	5th	at MIL	Suter
149	Hunter	6-28-06	1st	LAD	Perez	190	Dozier^	7-15-18	10th	vs. TB	Andriese
150	Hunter	4-17-07	5th	at SEA	Weaver	191	Cave	8-15-18	2nd	vs. KC	Duffy
151	Hunter	5-18-07	3rd	at MIL	Capuano	192	Mauer	9-11-18	5th	vs. NYY	Kahle
152	Mauer	6-29-07	5th	at DET	Verlander	193	Buxton	5-18-19	2nd	at SEA	LeBlanc
153	Kubel	7-6-07	4th	at CWS	Garland	194	Sanó	9-14-19	8th	at CLE	Goody
154	Hunter	8-15-07	9th	at SEA	Green	195	Cave	7-26-20	1st	at CWS	López
155	Cuddyer	8-22-07	1st	SEA	Batista	196	Rosario	8-10-20	3rd	at MIL	Houser
156	Kubel	4-9-08	6th	at CWS	Masset	197	Cruz	4-5-21	2nd	at DET	Ureña
157	Morneau	4-25-08	3rd	at TEX	Millwood	198	Sanó	5-20-21	1st	at LAA	Canning
158	Kubel	5-25-08	8th	at DET	Cruceta	199	Garver	7-27-21	1st	DET	Alexander
159	Morneau	9-5-08	5th	DET	Galaraga	200	Jeffers	7-28-21	4th	DET	Peralta
160	Kubel	4-19-09	8th	LAA	Bulger	201	Sánchez	4-10-22	1st	SEA	Gonzales
161	Crede^	5-13-09	13th	DET	Lyon	202	Lewis	5-13-22	5th	CLE	Shaw
162	Mauer	5-21-09	6th	at CWS	Gobble	203	Kepler	5-23-22	1st	DET	Rodriguez
163	Morneau	5-24-09	7th	MIL	Stetter	204	Arraz	6-11-22	3rd	TB	Baz
164	Morneau	7-20-09	2nd	at OAK	Gonzalez	205	Gordon	8-30-22	5th	BOS	Brasier
165	Young	10-2-09	1st	KC	DiNardo	206	Correa	6-10-23	8th	at TOR	Cimber
166	Kubel	5-16-10	8th	at NYY	Rivera	207	Wallner	8-15-23	6th	DET	Vest
167	Kubel	7-25-10	3rd	at BAL	Arrieta	208	Lewis	8-27-23	6th	TEX	Stratton
168	Valencia	7-26-10	1st	at KC	Greinke	209	Lewis	8-28-23	2nd	CLE	Curry
169	Valencia	9-25-10	1st	at DET	Bonderman	210	Lewis	9-4-23	2nd	at CLE	Giolito
170	Cuddyer	8-3-11	5th	at LAA	Takahashi	211	Lewis	9-15-23	2nd	at CWS	Scholtens
171	Tosoni	9-27-11	6th	KC	Mazzaro	212	Wallner	9-26-23	1st	OAK	Blackburn
172	Mauer	9-1-12	2nd	at KC	Hochevar	213	Larnach	9-30-23	3rd	at COL	Kauffman
173	Doumit	9-29-12	8th	DET	Benoit						
174	Herrmann	7-23-13	10th	at LAA	Frieri						
175	Morneau	8-9-13	4th	at CWS	Jones						

(* — denotes pinch-hitter; + — denotes inside-the-park;
^ — denotes walk-off)

HISTORY/RECORDS

TWINS CAREER GRAND SLAM LEADERS

PLAYER	GRAND SLAMS	YEARS	PLAYER	GRAND SLAMS	YEARS
Harmon Killebrew.....	10	1961-74	Shane Mack.....	4	1990-94
Torii Hunter.....	9	1997-2007, '15	Eddie Rosario.....	4	2015-20
Kent Hrbek.....	8	1981-94	Tom Brunansky.....	3	1982-88
Jason Kubel.....	7	2004-11, '14	Mike Cuddage.....	3	1976-80
Justin Morneau.....	7	2003-13	Bobby Darwin.....	3	1972-75
Kirby Puckett.....	7	1984-95	Larry Hisle.....	3	1973-77
Gary Gaetti.....	6	1981-90	Max Kepler.....	3	2015-23
Michael Cuddyer.....	5	2001-11	Matt Lawton.....	3	1995-2001
Royce Lewis.....	5	2022-23	Tony Oliva.....	3	1962-76
Joe Mauer.....	5	2004-18	Vic Power.....	3	1962-64
Don Mincher.....	5	1961-66	Rich Reese.....	3	1964-73
Bob Allison.....	4	1961-70	Rich Rollins.....	3	1961-68
Rod Carew.....	4	1967-78			

GRAND SLAM INDIVIDUAL RECORDS

Grand Slams, Game.....	1, many
Grand Slams, Season.....	4, Lewis, 2023
Grand Slams, Career.....	10, Killebrew, 1961-74
Pinch-Hit GS, Season.....	1, 12x, last LeCroy, May 19, 2004 at TOR
Pinch-Hit GS, Career.....	3, Reese, 1964-73
Inside-the-Park GS.....	Brunansky, July 19, 1982 vs. MIL

GRAND SLAM TEAM RECORDS

Grand Slams, Game.....	2, Allison and Killebrew, July 18, 1962 vs. CLE
Most Grand Slams, Season.....	8, 1961 and 2023
Fewest Grand Slams, Season.....	0, 1968
Pinch-Hit GS, Season.....	2, Reese and Renick, 1970

BATTING DATA - 3-PLUS HRs IN AN INNING

DATE	INN	PLAYERS	PITCHERS	OPPONENT
5-10-61	2	Gardner Versalles Killebrew	Hall Hall Stock	Baltimore
6-19-62	4	Kaat Power Allison	Zanni Zanni Zanni	at Chicago-AL
7-18-62	1	Allison * Battey * Killebrew	Latman Latman Perry	Cleveland
5-2-64	11	Oliva + Allison + J. Hall + Killebrew +	Pfister Pfister Pfister Handrahan	at Kansas City
6-14-64	6	Killebrew J. Hall Kaat	Duckworth Duckworth Duckworth	at Washington
6-28-64	7	Versalles Killebrew * Allison *	Fisher Fisher Fisher	Chicago-AL
8-8-64	5	Oliva J. Hall * Allison *	Donovan Donovan Bell	at Cleveland
6-9-66	7	Rollins * Versalles * Oliva + Mincher + Killebrew +	Hunter Hunter Lindblad Lindblad Wyatt	Kansas City
5-14-68	1	Carew Oliva Rollins	Hunter Hunter Hunter	Oakland
4-15-70	6	Tovar Alyea Cardenas	Messersmith Messersmith Queen	at California
7-12-72	5	Renick Darwin * Soderholm *	Brett Brett Brett	Milwaukee
7-15-73	8	Mitterwald + Lis + Holt +	G. Perry G. Perry G. Perry	Cleveland
5-8-79	7	Smalley * Kusick * Landreaux	Moore Moore Moore	Toronto
9-17-80	7	Wilfong G. Adams * R. Jackson *	Mitchell Mitchell LaPoint	at Milwaukee
5-16-82	1	R. Johnson * Brunansky * Castino	Pashnick Pashnick Pashnick	at Detroit
6-7-82	8	Washington + Brunansky + Hrbek +	Creel Creel Quisenberry	Kansas City
8-19-82	1	Brunansky Ward * Gaetti *	McGregor McGregor Boddicker	Baltimore
5-16-83	9	Engle * Mitchell * Gaetti Hatcher	Beard Beard Beard Burgmeier	Oakland
5-23-83	5	Brunansky * Engle * Ward	G. Davis G. Davis Welchel	at Baltimore
7-25-83	3	Ward Hrbek Washington	Caldwell Caldwell Gibson	Milwaukee
6-4-86	7	Brunansky Smalley Reed	Stieb Stieb Acker	at Toronto
6-20-86	5	Washington Hrbek * Brunansky *	Oelkers Oelkers Oelkers	Cleveland
6-1-87	7	Gladde Gaetti Brunansky	Clemens Clemens Gardner	at Boston

DATE	INN	PLAYERS	PITCHERS	OPPONENT
9-27-87	1	Puckett * Gaetti * Hrbek	Leibrandt Leibrandt Leibrandt	Kansas City
7-31-91	2	Davis Mack Hrbek	Sanderson Sanderson Sanderson	at New York-AL
5-2-92	5	Mack Puckett * Hrbek * Bush	Sanderson Sanderson Sanderson Sanderson	at New York-AL
4-9-00	6	Coomer + Jones + LeCroy +	Rigby Rigby Rigby	at Kansas City
7-12-01	3	Mientkiewicz+ Koskie+ Hunter+	Haynes Haynes Haynes	at Milwaukee
8-19-02	1	Jones* Guzmán* Ortiz	Glover Glover Glover	at Chicago-AL
5-8-09	5	Mauer* Morneau* Buscher	Jakubauskas Jakubauskas Batista	Seattle
8-10-10	2	Thome Hardy Mauer	Garcia Garcia Garcia	at Chicago-AL
8-6-12	2	Willingham* Morneau* Doumit	McAllister McAllister Tomlin	at Cleveland
5-30-13	4	Dozier* Mauer* Doumit	Lohse Lohse Lohse	Milwaukee
8-3-14	9	Parmelee+ Arcia+ Fryer+	Rienzo Rienzo Rienzo	at Chicago-AL
6-26-16	6	Dozier+ Plouffe+ Kepler+	Eovaldi Eovaldi Eovaldi	at New York-AL
5-2-17	7	Buxton* Dozier* Mauer	Valdez Valdez Valdez	Oakland
8-8-17	4	Rosario Dozier* Kepler*	Garza Garza Garza	Milwaukee
4-26-19	2	Cruz+ Rosario+ Cron+	Cobb Cobb Cobb	Baltimore
4-27-19	8	Gonzalez Castro* Kepler*	Yacabonis Yacabonis Yacabonis	Baltimore
5-18-19	3	Cron Sanó Schoop	LeBlanc LeBlanc Markel	at Seattle
5-23-19	7	Sanó Schoop Kepler	Ramirez Ramirez Allen	at Los Angeles-AL
8-3-19	2	Cron Polanco* Cruz*	Duffy Duffy Duffy	Kansas City
4-28-21	1	Buxton Donaldson Polanco	Allen Allen Allen	at Cleveland
9-17-21	3	Polanco+ Donaldson+ Sanó+	Ryu Ryu Stripling	at Toronto
6-9-22	1	Arraez* Buxton* Correa* Polanco	Cole Cole Cole Allen	New York-AL
4-13-23	1	Taylor+ Julien+ Correa+	Brito Brewer Brewer	at New York-AL

(* — back-to-back; + — consecutive)

PITCHING DATA - YEARLY LEADERS

WINS			ERA			STRIKEOUTS		
1961	—	Pascual	15-16	Pascual	3.46	Pascual		*221
1962	—	Pascual	20-11	Kaat	3.14	Pascual		*206
1963	—	Pascual	21-9	Pascual	2.47	Pascual		*202
1964	—	Kaat	17-11	Kaat	3.22	Pascual		213
1965	—	Grant	*21-7	Perry	2.63	Kaat		154
1966	—	Kaat	*25-13	Perry	2.54	Kaat		205
1967	—	Chance	20-14	Merritt	2.53	Chance		220
1968	—	Chance	16-16	Chance	2.53	Chance		234
1969	—	Boswell and Perry	20-12 and 20-6	Perry	2.82	Boswell		190
1970	—	Perry	^24-12	Perry	3.03	Hall		184
1971	—	Perry	17-17	Blyleven	2.82	Blyleven		224
1972	—	Blyleven	17-17	Corbin	2.61	Blyleven		228
1973	—	Blyleven	20-17	Blyleven	2.52	Blyleven		258
1974	—	Blyleven	17-17	Blyleven	2.66	Blyleven		249
1975	—	Hughes	16-14	Blyleven	3.00	Blyleven		233
1976	—	Campbell	17-5	Campbell	3.00	Goltz		133
1977	—	Goltz	*20-11	Goltz	3.36	Goltz		186
1978	—	Goltz	15-10	Goltz	2.50	Erickson		121
1979	—	Koosman	20-13	Koosman	3.38	Koosman		157
1980	—	Koosman	16-13	Erickson	3.25	Koosman		149
1981	—	Redfern	9-8	Arroyo	3.94	Redfern		77
1982	—	Castillo	13-11	Castillo	3.66	Havens		129
1983	—	Schrom	15-8	Schrom	3.71	Viola		127
1984	—	Viola	18-12	Viola	3.21	Viola		149
1985	—	Viola	18-14	Viola	4.09	Viola		135
1986	—	Blyleven	17-14	Blyleven	4.01	Blyleven		215
1987	—	Viola	17-10	Viola	2.90	Viola		197
1988	—	Viola	#24-7	Anderson	*2.45	Viola		193
1989	—	Anderson	17-10	Viola	3.79	Viola		138
1990	—	Tapani	12-8	Anderson	4.53	Guthrie and Tapani		101
1991	—	Erickson	^20-8	Tapani	2.99	Morris		163
1992	—	Smiley and Tapani	16-9 and 16-11	Smiley	3.21	Smiley		163
1993	—	Tapani	12-15	Banks	4.04	Tapani		150
1994	—	Tapani	11-7	Tapani	4.62	Erickson		104
1995	—	Radke	11-14	Tapani	4.92	Tapani		88
1996	—	Rodriguez	13-14	Radke	4.46	Radke		148
1997	—	Radke	20-10	Swindell	3.58	Radke		174
1998	—	Radke	12-14	Trombley	3.63	Radke		146
1999	—	Radke	12-14	Radke	3.75	Milton		163
2000	—	Milton	13-10	Hawkins	3.39	Milton		160
2001	—	Mays	17-13	Mays	3.16	Milton		157
2002	—	Reed	15-7	Reed	3.78	J. Santana		137
2003	—	Lohe and Radke	14-11 and 14-10	J. Santana	3.07	J. Santana		169
2004	—	J. Santana	20-6	J. Santana	*2.61	J. Santana		*265
2005	—	J. Santana	16-7	J. Santana	2.87	J. Santana		#238
2006	—	J. Santana	^19-6	J. Santana	#2.77	J. Santana		#245
2007	—	J. Santana	15-13	J. Santana	3.33	J. Santana		235
2008	—	Perkins and Slowey	12-4 and 12-11	Baker	3.45	Baker		141
2009	—	Baker	15-9	Blackburn	4.03	Baker		162
2010	—	Pavano	17-11	Liriano	3.62	Liriano		201
2011	—	Liriano/Pavano/Duensing	9-10/9-13/9-14	Baker	3.14	Baker		123
2012	—	Diamond	12-9	Diamond	3.54	Liriano		109
2013	—	Correia	9-13	Correia	4.18	Correia and Pelfrey		101
2014	—	P. Hughes	16-10	P. Hughes	3.52	P. Hughes		186
2015	—	Gibson and P. Hughes	11-11 and 11-9	Gibson	3.84	Gibson		145
2016	—	Duffey	9-12	E. Santana	3.38	E. Santana		149
2017	—	E. Santana	16-8	E. Santana	3.28	E. Santana		167
2018	—	Berrios	12-11	Gibson	3.62	Berrios		202
2019	—	Odorizzi	15-7	Odorizzi	3.51	Berrios		195
2020	—	Dobnak and Maeda	6-4 and 6-1	Maeda	2.70	Maeda		80
2021	—	Pineda	9-8	Berrios	3.48	Berrios		126
2022	—	Ryan	13-8	---	---	Ryan		151
2023	—	López and Ryan	11-8 and 11-10	Gray	2.79	López		234

* — league leadership + — tie for league leadership # — major league leadership ^ — tie for major league leadership

TWINS ALL-TIME 20-GAME WINNERS

PITCHER	YEAR	RECORD
Camilo Pascual	1962	20-11
Camilo Pascual	1963	21-9
Mudcat Grant	1965	21-7
Jim Kaat	1966	25-13
Dean Chance	1967	20-14
Jim Perry	1969	20-6
Dave Boswell	1969	20-12
Jim Perry*	1970	24-12

PITCHER	YEAR	RECORD
Bert Blyleven	1973	20-17
Dave Goltz	1977	20-11
Jerry Koosman	1979	20-13
Frank Viola*	1988	24-7
Scott Erickson	1991	20-8
Brad Radke	1997	20-10
Johan Santana*	2004	20-6

(* - also won Cy Young Award)

PITCHING DATA - LOW-HIT GAMES

TWINS NO-HITTERS

#	PITCHER	DATE	OPPONENT	ON BASE	SCORE
1	Jack Kralick	8-26-62	Kansas City	1	1-0
2	Dean Chance	8-25-67 (2)	at Cleveland	6	2-1
3	Scott Erickson	4-27-94	Milwaukee	5	6-0
4	Eric Milton	9-11-99	Anaheim	2	7-0
5	Francisco Liriano	5-3-11	at Chicago-AL	6	1-0

*Dean Chance pitched a 5-inning shortened no-hit game on August 6, 1967 vs. Boston that is not considered an official no-hitter.

ONE-HITTERS

#	PITCHER	DATE	OPPONENT	HITTER	HIT	FIELD	INN	OUT	SCORE
1	Gerry Arrigo	6-26-64 (1)	Chicago-AL	Hershberger	single	CF	9	0	2-0
2	Mudcat Grant	9-25-65 (1)	at Washington	Blasingame	double	RF	3	2	5-0
3	Dave Boswell	7-30-66	Baltimore	Snyder	single	RF	7	0	7-0
4	Dean Chance	5-11-67	Kansas City	Cater	single	RF	4	2	8-0
5	Bert Blyleven	5-24-73	Kansas City	Kirkpatrick	bunt single	3B	5	0	2-0
6	Jim Kaat	7-1-73	at California	Robinson	home run	LF	2	0	2-1
7	Bert Blyleven	9-26-73	at Oakland	Mangual	single	2B	5	2	4-1
8	Bert Blyleven	7-4-74	Texas	Harrah	home run	RF	3	1	3-1
9	Dave Goltz	8-23-77	Boston	Rice	single	LF	4	0	7-0
10	Geoff Zahn	6-6-80	Toronto	Mayberry	single	LF	7	2	5-0
11	Ken Schrom	6-26-85	Kansas City	Wilson	single	CF	3	1	2-1
12	Scott Erickson/Mark Guthrie	9-24-91	Chicago-AL	Pasqua	home run	LF	7	1	9-2
13	Scott Erickson	7-24-92 (1)	at Boston	Brunansky	single	RF	2	0	5-0
14	Johan Santana/Joe Nathan	7-17-04	at Kansas City	Berroa	double	CF	2	0	4-1
15	Scott Baker	8-31-07 (2)	Kansas City	Sweeney	single	CF	9	1	5-0
16	A. Swarzak/M. Capps/A. Burnett	5-28-11	Los Angeles-AL	Bourjos	double	LF	8	1	1-0
17	Ervin Santana	4-15-17	Chicago-AL	Narváez	single	RF	3	1	6-0
18	Berrios/Rogers/Duffey/Colomé	4-3-21	at Milwaukee	Narváez	single	RF	8	1	2-0
19	Happ/Duffey/Rogers	4-23-21	Pittsburgh	Stallings	double	LF	8	1	2-0
20	Ryan/Thielbar/Duffey	9-8-21	at Cleveland	A. Rosario	single	LF	7	1	2-0
21	Archer/Cotton/Jax/Thornburg	6-25-22	Colorado	Cron	single	CF	2	0	6-0

OPPONENTS NO-HITTERS

#	PITCHER	DATE	OPPONENT	ON BASE	SCORE
1	Catfish Hunter	5-8-68	at Oakland	0	0-4
2	Vida Blue	9-21-70	at Oakland	1	0-6
3	Nolan Ryan	9-28-74	at California	8	0-4
4	David Wells	5-17-98	at New York-AL	0	0-4
5	Jered Weaver	5-2-12	at Los Angeles-AL	1	0-9

ONE-HITTERS

#	PITCHER(S)	DATE	OPPONENT	HITTER	HIT	FIELD	INN	OUT	SCORE
1	Dick Donovan	9-24-61	Washington	Altobelli	home run	RF	7	1	1-4
2	Dean Chance	9-10-62	Los Angeles-NL	Versalles	single	SS	8	1	0-5
3	Milt Pappas	9-2-64	Baltimore	Versalles	single	LF	8	2	0-2
4	Bill Monbouquette	9-6-64	Boston	Versalles	home run	LF	6	2	2-1
5	Barry Moore	4-30-67 (2)	at Washington	Tovar	single	RF	6	2	0-3
6	Dave McNally	5-15-69	Baltimore	Tovar	single	CF	9	1	0-5
7	Mike Cuellar	8-10-69	at Baltimore	Tovar	single	LF	9	0	0-2
8	Dick Bosman	8-13-70	at Washington	Tovar	bunt single	3B	1	0	0-1
9	Rick Wise	6-14-76	Boston	Terrell	single	2B	3	1	0-5
10	Jim Palmer	8-10-76	at Baltimore	Cubbage	single	RF	2	2	0-2
11	Bruce Kison	4-23-80	California	Landreaux	double	LF	9	1	0-17
12	Jack Morris	8-21-80 (2)	Detroit	Wilfong	single	LF	1	1	2-4
13	Paul Splittorff/Rich Gale	10-5-80	at Kansas City	Castino	single	CF	1	0	0-4
14	Jim Palmer	9-4-82	at Baltimore	Gaetti	single	CF	5	2	0-3
15	Jim Clancy	9-28-82 (1)	at Toronto	Bush	single	RF	9	0	0-3
16	Walt Terrell/Willie Hernández	7-14-85	at Detroit	Brunansky	double	CF	7	2	0-8
17	Danny Darwin	8-19-85	at Milwaukee	Smalley	home run	RF	5	0	1-4
18	Bobby Witt/Dale Mohorovic	6-26-87	at Texas	Smalley	single	CF	2	2	0-1
19	Paul Kilgus	5-21-88	at Texas	Gaetti	double	CF	8	0	0-3
20	Randy Johnson	7-16-98	at Seattle	Gates	single	CF	8	1	0-3
21	Mike Mussina	8-1-00	at Baltimore	Coomer	single	RF	7	2	0-7
22	Freddy Garcia	8-23-05	Chicago-AL	Jones	home run	CF	8	0	1-0
23	Gavin Floyd	5-6-08	at Chicago-AL	Mauer	double	CF	9	1	1-7
24	R. Harden/M. Harrison/D. O'Day/N. Feliz	8-23-10	at Texas	Mauer	single	CF	9	1	0-4
25	Kyle Drabek/Shawn Camp/Mark Rzepczynski	4-2-11	at Toronto	Span	single	LF	6	1	1-5
26	Zach Stewart	9-5-11 (2)	Chicago-AL	Valencia	double	RF	8	0	0-4
27	Félix Hernández/Steve Delabar	5-5-12	at Seattle	Span	single	RF	4	0	0-7
28	Anibal Sánchez	5-24-13	at Detroit	Mauer	single	CF	9	1	0-6
29	C. Young/F. Morales/K. Herrera/W. Davis/G. Holland	6-9-15	Kansas City	Plouffe	triple	RF	7	1	0-2
30	Taijuan Walker	7-31-15	Seattle	Sanó	home run	LF	4	0	1-6
31	Corey Kluber	8-14-15	Cleveland	Mauer	home run	RF	4	0	1-6
32	Jorge López/Wily Peralta	9-8-18	Kansas City	Grossman	single	CF	9	0	1-4
33	Clayton Kershaw/Alex Vesia/Justin Bruhl	4-13-22	Los Angeles-NL	Sánchez	single	RF	8	1	0-7
34	Dylan Cease/Joe Kelly/José Ruiz	7-17-22	Chicago-AL	Kirilloff	single	LF	5	1	0-11
35	Dylan Cease	9-3-22	at Chicago-AL	Arraez	single	RF	9	2	0-13
36	Cal Quantrill/James Karinchak/Emmanuel Clase	5-7-23	at Cleveland	Kirilloff	single	RF	7	2	0-2

PITCHING DATA - BACK-TO-BACK SHUTOUTS

PITCHER	DATE	OPPONENT	SCORE	HIT	LOSING PITCHER
Camilo Pascual	5-15-61	at Chicago-AL	5-0	4	Cal McLish
	5-20-61	Kansas City	2-0	5	Joe Nuxhall
Camilo Pascual	8-23-61	at Chicago-AL	4-0	2	Cal McLish
	8-29-61	New York-AL	3-0	4	Ralph Terry
Camilo Pascual	9-17-61	at Cleveland	5-0	8	Jim Perry
	9-23-61	Washington	10-0	2	Pete Burnside
Camilo Pascual	6-26-62	at New York-AL	5-0	9	Rollie Sheldon
	7-1-62	at Washington	9-0	5	Ray Rippelmeyer
Mudcat Grant	8-6-66	at Kansas City	5-0	4	Low Krausse
	8-10-66	at California	2-0	8	Clyde Wright
Jim Kaat	8-23-66	at Washington	7-0	5	Pete Richert
	8-27-66	at Chicago-AL	1-0	3	Gary Peters
Dean Chance	5-11-67	Kansas City	8-0	1	Jim Hunter
	5-16-67	at Chicago-AL	1-0	5	John Buzhardt
Jim Merritt	5-26-67	at Kansas City	5-0	5	Jim Nash
	5-30-67	at New York-AL	3-0	2	Fritz Peterson
Jim Perry	8-10-67	Washington	5-0	5	Barry Moore
	8-15-67	at California	4-0	6	Curt Simmons
Dean Chance	6-19-68	Washington	4-0	3	Joe Coleman
	6-24-68	at Chicago-AL	1-0	3	Bob Priddy
Bert Blyleven	4-7-71	Milwaukee	4-0	4	Low Krausse
	4-12-71	at Kansas City	2-0	3	Dick Drago
Dick Woodson	8-1-72	at Texas	3-0	3	Pete Broberg
	8-5-72	Oakland	4-0	5	Vida Blue
Bert Blyleven	5-24-73	Kansas City	2-0	1	Dick Drago
	5-29-73	at Milwaukee	1-0	6	Jim Slaton
Bert Blyleven	6-16-73	at Detroit	5-0	4	Joe Coleman
	6-21-73	California	1-0	8	Clyde Wright
Joe Decker	8-24-73	Milwaukee	3-0	4	Skip Lockwood
	8-28-73	at Detroit	5-0	5	Mickey Lolich
Jim Hughes	5-14-75	Cleveland	3-0	4	Gaylord Perry
	5-18-75	Milwaukee	6-0	4	Ed Sprague
Dave Goltz	8-31-76	Milwaukee	4-0	2	Bill Travers
	9-9-76	at Texas	6-0	3	Jim Umberger
Frank Viola	5-1-88	at Boston	2-0	5	Jeff Sellers
	5-6-88	Boston	5-0	7	Jeff Sellers
Scott Erickson	4-26-91	Seattle	6-0	5	Randy Johnson
	5-1-91	Boston	1-0	2	Jeff Gray

HISTORY/RECORDS

TWINS PITCHERS TO REACH 200.0 INNINGS PITCHED BY SEASON

YEAR	PITCHER	IP	YEAR	PITCHER	IP	YEAR	PITCHER	IP
1961	Ramos.....	264.1	1977	Goltz.....	303.0	1997	Radke.....	239.2
	Pascual.....	252.1		Thormodsgard.....	218.0		1998	Radke.....
1962	Kralick.....	242.0	1978	R. Erickson.....	265.2	1999	Radke.....	218.2
	Kaat.....	200.2		Zahn.....	252.1		Milton.....	206.1
	Kaat.....	269.0	Goltz.....	220.1	2000	Radke.....	226.2	
	Pascual.....	257.2	1979	Koosman.....	263.2	Milton.....	200.0	
1963	Kralick.....	242.2	Goltz.....	250.2	2001	Mays.....	233.2	
	Pascual.....	248.1	1980	Koosman.....		243.1	Radke.....	226.0
	Stigman.....	241.0	Zahn.....	232.2	Milton.....	202.0		
1964	Pascual.....	267.1	1981	—	2002	—	—	
	Kaat.....	243.0	1982	B. Castillo.....	218.2	2003	Radke.....	212.1
1965	Grant.....	270.1	Havens.....	208.2	Lohse.....	201.0		
	Kaat.....	264.1	1983	Viola.....	210.0	2004	J. Santana.....	228.0
1966	Kaat.....	304.2	1984	Viola.....	257.2	Radke.....	219.2	
	Grant.....	249.0	Smithson.....	252.0	Silva.....	203.0		
1967	Chance.....	283.2	Butcher.....	225.0	2005	J. Santana.....	231.2	
	Kaat.....	263.1	1985	Smithson.....		257.0	Radke.....	200.2
	Merritt.....	227.2	Viola.....	250.2	2006	J. Santana.....	233.2	
	Boswell.....	222.2	Butcher.....	207.2	2007	J. Santana.....	219.0	
1968	Chance.....	292.0	1986	Blyleven.....	271.2	Silva.....	202.0	
	Merritt.....	238.1	Viola.....	245.2	2008	—	—	
	Kaat.....	208.0	1987	Blyleven.....	267.0	2009	Blackburn.....	205.2
1969	Perry.....	261.2	1988	Viola.....	251.2	Baker.....	200.0	
	Boswell.....	256.1	Viola.....	255.1	2010	Pavano.....	221.0	
	Kaat.....	242.1	Blyleven.....	207.1	2011	Pavano.....	222.0	
1970	Perry.....	278.2	Anderson.....	202.1	2012	—	—	
	Kaat.....	230.1	1989	—	2013	—	—	
1971	Blyleven.....	278.1	1990	—	2014	P. Hughes.....	209.2	
	Perry.....	270.0	1991	Morris.....	246.2	2015	—	—
	Kaat.....	260.1	Tapani.....	244.0	2016	—	—	
1972	Blyleven.....	287.1	S. Erickson.....	204.0	2017	E. Santana.....	211.1	
	Woodson.....	251.2	1992	Smiley.....	241.0	2018	—	—
1973	Perry.....	217.2	Tapani.....	220.0	2019	Berrios.....	200.1	
	Blyleven.....	325.0	S. Erickson.....	212.0	2020	—	—	
1974	Blyleven.....	281.0	1993	Tapani.....	225.2	2021	—	—
	Decker.....	248.2	S. Erickson.....	218.2	2022	—	—	
1975	Blyleven.....	275.2	1994	—	2023	—	—	
	J. Hughes.....	249.2	1996	Radke.....	232.0			
1976	Goltz.....	243.0	F. Rodriguez.....	206.2				
	Goltz.....	249.1						

PITCHING DATA - CONSECUTIVE SHUTOUTS

BY TWINS

DATE	OPPONENT	SCORE
8-23-61	at Chicago.....	4-0
8-24-61	at Chicago.....	3-0
8-26-62	Kansas City.....	1-0
8-28-62	at Chicago.....	2-0
6-4-63	at Kansas City.....	5-0
6-5-63	at Kansas City.....	4-0
7-24-63	at Cleveland.....	9-0
7-24-63	at Cleveland.....	5-0
5-30-65	at Washington.....	6-0
5-31-65	at Baltimore.....	6-0
7-5-65	Boston.....	2-0
7-6-65	Boston.....	9-0
6-24-68	at Chicago.....	1-0
6-27-68	at Baltimore.....	2-0
4-11-71	at Chicago.....	6-0
4-12-71	at Kansas City.....	2-0
9-13-71	at California.....	1-0
9-15-71	at Milwaukee.....	1-0
9-6-72	at Texas.....	2-0
9-7-72	at Texas.....	4-0

DATE	OPPONENT	SCORE
5-29-73	at Milwaukee.....	1-0
5-30-73	at Milwaukee.....	4-0
6-28-73	at Texas.....	4-0
6-29-73	at California.....	4-0
8-9-75	at Detroit.....	1-0
8-10-75	at Detroit.....	4-0
9-23-76	at Chicago.....	3-0
9-25-76	California.....	6-0
9-7-81	Toronto.....	4-0
9-8-81	Toronto.....	1-0
9-28-83	Texas.....	3-0
9-29-83	Texas.....	2-0
9-15-84	at Texas.....	1-0
9-16-84	at Texas.....	2-0
6-26-88	at Oakland.....	11-0
6-26-88	at Oakland.....	5-0
6-21-92	Seattle.....	5-0
6-22-92	California.....	2-0
5-8-03	at Tampa Bay.....	5-0
5-9-03	Boston.....	5-0

DATE	OPPONENT.....	SCORE
7-5-04	Kansas City.....	9-0
7-6-04	Kansas City.....	4-0
7-7-04	Kansas City.....	12-0
9-2-04	Texas.....	2-0
9-3-04	Kansas City.....	2-0
4-11-08	at Kansas City.....	5-0
4-12-08	at Kansas City.....	2-0
7-21-10	Cleveland.....	6-0
7-22-10	at Baltimore.....	5-0
7-31-10	Seattle.....	4-0
8-1-10	Seattle.....	4-0
6-2-13	Seattle.....	10-0
6-4-13	at Kansas City.....	3-0
5-6-19	at Toronto.....	8-0
5-7-19	at Toronto.....	3-0
9-7-21	at Cleveland.....	3-0
9-8-21	at Cleveland.....	3-0
8-16-22	Kansas City.....	9-0
8-17-22	Kansas City.....	4-0
3-30-23	at Kansas City.....	2-0
4-1-23	at Kansas City.....	2-0

OF TWINS

DATE	OPPONENT	SCORE
5-21-61	Cleveland.....	0-9
5-21-61	Cleveland.....	0-2
8-10-62	at Los Angeles.....	0-1
8-11-62	at Los Angeles.....	0-3
9-10-62	Los Angeles.....	0-5
9-11-62	Los Angeles.....	0-9
4-21-63	at Chicago.....	0-8
4-23-63	at Chicago.....	0-1
9-25-64	at Los Angeles.....	0-1
9-26-64	at Los Angeles.....	0-2
5-3-68	at Cleveland.....	0-4
5-4-68	at Cleveland.....	0-2
8-26-68	at Washington.....	0-1
8-27-68	at Washington.....	0-2
9-11-68	Cleveland.....	0-1
9-13-68	at Boston.....	0-2
5-15-69	Baltimore.....	0-5
5-17-69	Detroit.....	0-6
7-4-72	at Boston.....	0-2
7-5-72	at Boston.....	0-2
8-27-72	Detroit.....	0-1
8-28-72	Baltimore.....	0-2
7-8-73	New York.....	0-7
7-9-73	Boston.....	0-2

DATE	OPPONENT	SCORE
9-28-74	at California.....	0-4
9-29-74	at California.....	0-4
7-19-78	New York.....	0-2
7-20-78	New York.....	0-4
9-6-78	Chicago.....	0-1
9-8-78	Milwaukee.....	0-3
9-9-78	Milwaukee.....	0-3
9-18-79	at Chicago.....	0-1
9-19-79	at Chicago.....	0-6
5-23-80	at Milwaukee.....	0-5
5-24-80	at Milwaukee.....	0-4
4-11-81	Oakland.....	0-3
4-12-81	Oakland.....	0-1
8-18-81	at Detroit.....	0-3
8-19-81	at Detroit.....	0-4
9-2-83	Baltimore.....	0-1
9-3-83	Baltimore.....	0-13
9-7-86	at Boston.....	0-9
9-8-86	at Kansas City.....	0-5
8-5-90	at Seattle.....	0-4
8-6-90	Milwaukee.....	0-6
4-29-93	at Detroit.....	0-11
4-30-93	at Baltimore.....	0-8
8-1-94	Baltimore.....	0-1
8-2-94	Baltimore.....	0-10

DATE	OPPONENT	SCORE
6-21-96	at Detroit.....	0-2
6-22-96	at Detroit.....	0-6
5-10-98	New York.....	0-7
5-11-98	Baltimore.....	0-4
9-7-99	Baltimore.....	0-5
9-8-99	Baltimore.....	0-10
9-7-02	Oakland.....	0-2
9-8-02	Oakland.....	0-6
9-5-11	Chicago.....	0-4
9-6-11	Chicago.....	0-3
5-1-12	at Los Angeles.....	0-4
5-2-12	at Los Angeles.....	0-9
9-13-13	Tampa Bay.....	0-3
9-14-13	Tampa Bay.....	0-7
4-6-15	at Detroit.....	0-4
4-8-15	at Detroit.....	0-11
4-20-21 (1)	at Oakland.....	0-7
4-20-21 (2)	at Oakland.....	0-1
5-31-22 (2)	at Detroit.....	0-4
6-1-22	at Detroit.....	0-5

ALL-TIME COMPLETE-GAME SHUTOUTS

PITCHER	#
Blyleven.....	29
Kaat.....	23
Pascual.....	18
Perry.....	17
Chance.....	11
Goltz.....	11
Grant.....	10
Radke.....	10
Viola.....	10
Erickson, S.....	7
Zahn.....	7
Boswell.....	6

PITCHER	#
Mays.....	6
Merritt.....	6
Tapani.....	6
Smithson.....	5
Woodson.....	5
Decker.....	4
Kralick.....	4
Milton.....	4
Santana, E.....	4
Santana, J.....	4
Stigman.....	4
Anderson.....	3

PITCHER	#
Butcher.....	3
Corbin.....	3
Koosman.....	3
Lohse.....	3
Pavano.....	3
Ramos.....	3
Robertson.....	3
Singer.....	3
Baker.....	2
Duensing.....	2
Hall.....	2
Havens.....	2

PITCHER	#
Hughes, J.....	2
Krueger.....	2
Morris.....	2
Reed.....	2
Silva.....	2
Slowey.....	2
Smiley.....	2
Stange.....	2
Tewksbury.....	2
27 pitchers.....	1
TOTAL	291

TWINS ALL-TIME ROSTER - 1961-2023

PLAYER	SEASONS
A	
ABAD, Fernando, p.	2016
ABBOTT, Paul, p.	1990-92
ABERNATHY, Brent, 2b	2005
ACHTER, A. J., p.	2014-15
ADAMS, Austin, p.	2019
ADAMS, Glenn, of.	1977-81
ADAMS, Mike, of.	1972-73
ADRIANZA, Ehre, if.	2017-20
AGOSTO, Juan, p.	1986
AGUILERA, Rick, p.	1989-95, 96-99
ALBERS, Andrew, p.	2013, 16, '21
*ALBURY, Vic, p.	1973-76
ALCALA, Jorge, p.	2019
ALDRED, Scott, p.	1996-97
ALLEN, Bernie, 2b	1962-66
ALLEN, Chad, of.	1999-01
*ALLISON, Bob, of.	1961-70
*ALTOBELLI, Joe, 1b	1961
*ALYE, Brant, of.	1970-71
ANDERSON, Allan, p.	1986-91
ANDERSON, Shaun, p.	2022
ARCHER, Chris, p.	2021
ARCIA, Oswaldo, of.	2013-16
ARDOIN, Danny, c.	2000
ARRAEZ, Luis, if.	2019-22
ARRIGO, Gerry, p.	1961-64
ARROYO, Fernando, p.	1980-82
ASTUDILLO, Williams, c/lf.	2018-21
ATHERTON, Keith, p.	1986-88
AUSTIN, Tyler, 1b	2018-19
AVILA, Alex, c.	2020
AYALA, Luis, p.	2009
B	
BACKMAN, Wally, 2b	1989
BACSIK, Mike, p.	1978-80
BAILEY, Homer, p.	2020
BAKER, Chuck, ss.	1981
BAKER, Doug, ss.	1988-90
BAKER, Scott, p.	2005-12
BALAZOVIC, Jordan, p.	2023
BALDWIN, James, p.	2003
BALFOUR, Grant, p.	2001, 03-05
BANE, Eddie, p.	1973, 75-76
*BANKS, George, 3b	1962-64
BANKS, Willie, p.	1991-93
BAPTIST, Travis, p.	1998
BARBER, Steve, p.	1970-71
BARNES, Charlie, p.	2021
BARNES, John, of.	2000-01
BARRACLOUGH, Kyle, p.	2021
BARTLETT, Jason, ss.	2004-07, 14
BASS, Brian, p.	2008
BASS, Randy, 1b	1977
BATISTA, Tony, 3b	2006
*BATTEY, Earl, c.	1961-67
*BAYLOR, Don, of.	1987
BEANE, Billy, of.	1986-87
BECKER, Rich, of.	1993-97
BECKHAM, Tim, inf.	2022
*BECKER, Julio, 1b	1961, 63
BEDROSIAN, Steve, p.	1991
BEIMEL, Joe, p.	2004
BELISLE, Matt, p.	2017-18
BENNETT, Erik, p.	1996
BENSON, Joe, of.	2011
BERENGUER, Juan, p.	1987-90
BERESFORD, James, if.	2016
BERGMAN, Sean, p.	2000
BERNER, Doug, if.	2013-15
BERRIOS, José, p.	2016-21
*BERTOIA, Reno, 3b	1961
BEST, Karl, p.	1988
BETHEA, Bill, 2b	1964
BITTIGER, Jeff, p.	1987
BLACKBURN, Nick, p.	2007-12
BLAKE, Casey, 3b	2000-02
BLANCO, Henry, c.	2004
BLANKENHORN, Travis, if.	2020-21
*BLOOMFIELD, Bud, 2b	1964
BLYLEVEN, Bert, p.	1970-76, 85-88
*BOND, Walter "Walt", of.	1967
BONIKOWSKI, Joe, p.	1962
BONSER, Boof, p.	2006-09
*BOOKER, Greg, p.	1989
BOONE, Bret, 2b	2005
BOSHERS, Buddy, p.	2016-17
BORDERS, Pat, c.	2004
BORGMANN, Glenn, c.	1972-79
BORIS, Paul, p.	1982
*BOSTOCK, Lyman, of.	1975-77
*BOSWELL, Dave, p.	1964-70
BOURQUE, Pat, 1b	1974
BOWEN, Rob, c.	2003-04
BOWERS, Shane, p.	1997
BOWYER, Travis, p.	2005
BOYER, Blaine, p.	2015
BRANDON, Darrell "Bucky", p.	1969
BRAUN, Steve, of.	1971-76
BREDE, Brent, of.	1996-97
BRESLOW, Craig, p.	2008-09, 17

PLAYER	SEASONS
*BRETT, Ken, p.	1979
BRIGGS, John, of.	1975
BRITO, Bernardo, of.	1992-93, 95
BROWN, Darrell, of.	1983-84
BROWN, Jarvis, of.	1991-92
BROWN, Mark, p.	1985
*BRUCKBAUER, Fred, p.	1961
BRUETT, J. T., of.	1992-93
BRUNMETT, Greg, p.	1993
BRUNANSKY, Tom, of.	1962-88
BRYE, Steve, of.	1970-76
BUCHANAN, Brian, of.	2000-02
*BULLING, Terry "Bud", c.	1977
BULLOCK, Eric, of.	1988
BUNDY, Dylan, p.	2022
BURGMAYER, Tom, p.	1974-77
BURNETT, Alex, p.	2010-12
BURROUGHS, Sean, if.	2002
BURROWS, Beau, p.	2021
BURTON, Jared, p.	2012-14
BURT, Dennis, p.	1985-86
BUSCHER, Brian, 3b	2007-09
BUSENITZ, Alan, p.	2017-18
BUSH, Randy, of.	1982-93
BUTCHER, John, p.	1984-86
BUTERA, Drew, c.	2010-13
BUTERA, Sal, c.	1980-82, 87
BUTLER, Bill, p.	1974-75, 77
BUXTON, Byron, of.	2015

C	
CABRERA, Orlando, ss.	2009
CALI, Carmen, p.	2007
*CAMPBELL, Bill, p.	1973-76
CAMPBELL, Kevin, p.	1994-95
CAMPISI, Sal, p.	1971
CANDELLARIA, John, p.	1990
CANIZARO, Jay, 2b	2000-02
CANO, YENNIER, p.	2022
CAPPS, Matt, p.	2010-12
CARDENAS, Leo, ss.	1969-71
CAREW, Rod, 1b	1967-78
CARLTON, Steve, p.	1987-88
CARRASCO, Héctor, p.	1998-2000, 01
CARRITHERS, Don, p.	1977
CARROLL, Jamey, if.	2012-13
CARSON, Matt, of.	2012
CASHIN, Larry, p.	1990-94
CASILLA, Alex, if.	2006-12
*CASTILLO, Bobby, p.	1982-84
*CASTILLO, Carmelo, of.	1989-91
CASTILLO, Luis, 2b	2006-07
CASTINO, John, 2b	1979-84
CASTRO, Jason, c.	2017-19
CASTRO, Juan, ss.	2005-06
CASTRO, WILLI, utl.	2023
CAVE, Jake, of.	2018-22
CELESTINO, Gilberto, of.	2021-23
CENTENO, Juan, c.	2016
*CHANCE, Dean, p.	1967-69
CHARGOIS, JT, p.	2016
CHILES, Rich, of.	1977-78
CHRISTENSEN, John, of.	1988
CHIMNO, Pete, p.	1966-66
CIRILLO, Jeff, 3b-1b	2007
CLARK, Howie, if.	2007
CLARK, Jerald, of.	1995
CLARK, Ron, 3b	1966-69
CLIPPARD, Tyler, p.	2020
COLABELLO, Chris, 1b	2013-14
COLBRUNN, Greg, 1b	1997
*COLE, Alex, of.	1994-95
*COLLUM, Jackie, p.	1962
COLOME, Alex, p.	2021
COLON, Bartolo, p.	2017
COMSTOCK, Keith, p.	1984
CONDREY, Clay, p.	2010
*CONSOLIO, Billy, ss.	1961
CONTRERAS, Mark, of.	2022
COOK, Mike, p.	1986
COOPER, Ron, 1b/3b	1995-2000
COOPER, Don, p.	1981-82
CORBETT, Doug, p.	1980-82
CORBIN, Ray, p.	1971-75
CORCORAN, Tim, 1b	1981
CORDOVA, Marty, of.	1995-99
CORREA, Carlos, ss.	2022
CORREA, Kevin, p.	2013-14
COTTON, Jarel, c.	2022
COTTS, Neal, p.	2015
COULOMBE, Danny, p.	2020-22
CRAIN, Jesse, p.	2004-10
CREDE, Joe, 3b	2009
CRESSEND, Jack, p.	2000-02
*CRIDER, Jerry, p.	1969
CRON, C. J., if.	2019
CRUZ, Nelson, dh	2019-21
CUBBAGE, Mike, 3b	1976-80
CUDDYER, Michael, if-of.	2001-11
CUMMINGS, Midre, of.	1999-2000
*CUETO, Bert, p.	1961
CURTISS, John, p.	2017-18

TWINS ALL-TIME ROSTER - 1961-2023

PLAYER	SEASONS	PLAYER	SEASONS
D		GARCES, Rich, p.....	1990-93
DAILEY, Bill, p.....	1963-64	GARCIA, Edgar, p.....	2021
DARNELL, Logan, p.....	2014	GARCIA, Jaime, p.....	2017
DARWIN, Bob, of.....	1972-75	*GARDNER, Billy, 2b.....	1961
DAVID, Andre, of.....	1984, 86	GARLICK, Kyle, of.....	2021-23
DAVIDSON, Cleatus, 2b.....	1999	GARVER, Mitch, c.....	2017-21
DAVIDSON, Mark, of.....	1986-88	GARZA, Matt, p.....	2006-07
DAVIS, Austin, p.....	2022	GARZA, R., Ralph, p.....	2021
DAVIS, Chili, dh.....	1991-92	GASSNER, Dave, p.....	2005
DAVIS, Ron, p.....	1982-86	GATES, Brent, 2b/3b.....	1998-99
DE JONG, Chase, p.....	2018-19	GEARRIN, Cory, p.....	2020
DE VRIES, Cole, p.....	2012-13	GEHBARD, Bob, p.....	1971-72
DEAN, Pat, p.....	2016	GEE, Dillon, p.....	2017
*DECKER, Joe, p.....	1973-76	GIBAUT, Ian, p.....	2021
DEJONG, Sam, p.....	2013-14	GIBSON, Kyle, p.....	2013-19
DELANEY, Rob, p.....	2010	*GIEL, Paul, p.....	1961
DE LEON, José, p.....	2023	GRIENEY, Chris, c.....	2017-18
DEMPSEY, Rick, c.....	1969-72	GLADDEN, Dan, of.....	1987-91
DePAULA, Julio, p.....	2007	GODDY, José, c.....	2022
DESHAIES, Jim, p.....	1993, 94	GOLTZ, Dave, p.....	1972-79
DIAMOND, Scott, p.....	2011-13	GOMEZ, Carlos, of.....	2008-09
DICKIE, R.A., p.....	2009	GOMEZ, Chris, if.....	2003
DINKELMAN, Brian, if-of.....	2011	GÓMEZ, Luis, ss.....	1974-77
*DOBBEK, Dan, of.....	1961	*CÓMEZ, Rubén, p.....	1962
DOBNAK, Randy, p.....	2019—	GONSALVES, Stephen, p.....	2018
DONALDSON, Josh, 3b.....	2020-21	GONZALEZ, Chi Chi, p.....	2022
DOUMIT, Ryan, c.....	2012-13	GONZALEZ, Germán, p.....	1988-89
*DONOHUE, Jim, p.....	1962	GONZALEZ, Marwin, util.....	2019-20
DOTTER, Gary, p.....	1961, 63-64	GOODRUM, Niko, if.....	2017
DOZIER, Brian, if.....	2012-18	GOODWIN, Danny, 1b.....	1979-81
DRAKE, Oliver, p.....	2018	GORDON, Nick, if/of.....	2021-23
DRUMMOND, Tim, p.....	1989-90	GORNSKI, Bob, of.....	1977
DUENSING, Brian, p.....	2009-15	GORYL, John, 2b.....	1962-64
DUFFEY, Tyler, p.....	2015-22	GOZZO, Mauro, p.....	1992
DUKE, Zach, p.....	2018	GRAHAM, Dan, dh.....	1979
DUMATRAIT, Phil, p.....	2011	GRAHAM, J.R., p.....	2015-16
DUNN, Steve, 1b.....	1994-95	GRANGER, Wayne, p.....	1972
DURAN, Jhoan, p.....	2022—	GRANITE, Zack, of.....	2017
DURBIN, J.D., p.....	2004	*GRANT, Jim "Mudcat", p.....	1964-67
DURANT, Mike, c.....	1996	GRATEROL, Brusdar, p.....	2019
DUVALL, Mike, p.....	2001	GRATEROL, Juan, c.....	2018
DWYER, Jim, of.....	1988-89, 90	GRAY, Jeff, p.....	2012
DYER, Mike, p.....	1989	GRAY, Sonny, p.....	2022-23
DYSON, Sam, p.....	2019	*GREEN, Lenny, of.....	1961-64
E		GREISINGER, Seth, p.....	2004
EADES, Ryan, p.....	2019	GROSSMAN, Robbie, of.....	2016-18
EADENS, Tom, p.....	1991-92	*GRENDA, Joe, p.....	1969
EDWARDS, Dave, of.....	1978-80	GUARDADO, Eddie, p.....	1993-2003, 08
EISENREICH, Jim, of.....	1982-84	GUERRIER, Matt, 1b.....	2004-10, 14
ENGLE, Dave, c.....	1981-85	GUTH, Bucky, ss.....	1972
ENNS, Dietrich, p.....	2017-18	GUTHRIE, Mark, p.....	1989-95
ERICKSON, Roger, p.....	1976-82	GUZMAN, Cristian, ss.....	1999-04
ERICKSON, Scott, p.....	1990-95	H	
ESCOBAR, Eduardo, if.....	2012-18	HACKER, Eric, p.....	2011
ESPINOZA, Alvaro, ss.....	1984-86	HALE, Chip, 2b.....	1989-90, 93-96
EUFEMIA, Frank, p.....	1985	HALE, David, p.....	2018
EVERETT, Adam, ss.....	2008	HALEY, Justin, p.....	2017
EYRE, Willie, p.....	2006	HALL, Jimmie, of.....	1963-66
F		HALL, Tom, p.....	1968-71
FAEDO, Lenny, ss.....	1980-84	HAMILTON, Billy, of.....	2022
FARMER, Kyle, if.....	2023—	HAMILTON, Caleb, c.....	2022
FELTON, Terry, p.....	1979-82	HAMILTON, Ian, p.....	2022
FERRER, Sergio, ss.....	1974-75	HAMM, Pete, p.....	1970-71
FETTERS, Mike, p.....	2003	HANSELL, Greg, p.....	1996
FIELD, Johnny, of.....	2018	*HANDS, Bill, p.....	1973-74
FIFE, Casey, p.....	2012-16	HAPP, J.A., p.....	2021
FIFE, Dan, p.....	1975-76	*HARDY, Carroll, of.....	1967
FILSON, Pete, p.....	1982-86	HARDY, J.J., ss.....	2010
FIORE, Tony, p.....	2001-03	HARPER, Brian, c.....	1988-93
*FISCHER, Bill, p.....	1964	HARPER, Ryne, p.....	2019
FLORES, Randy, p.....	2010	HARRIS, Brendan, if.....	2008-10
FLORIMÓN, Pedro, if.....	2012-14	HARRIS, Greg, p.....	1995
FLORO, Dylan, p.....	2023	*HARRISON, Roric, p.....	1978
FONTENOT, Ray, p.....	1986	HART, Mike, of.....	1984
FORD, Dan, of.....	1975-78	HARTLEY, Mike, p.....	1993
FORD, Lew, of.....	2003-07	HARTZELL, Paul, p.....	1979
*FORNIELES, Mike, p.....	1963	HATCHER, Mickey, of.....	1981-86
FORSYTHE, Logan, if.....	2018	HAVENS, Brad, p.....	1983-83
FOSNOW, Jerry, p.....	1964-65	HAWKINS, LaRoy, p.....	1995-03
FOX, Matt, p.....	2010	*HAYDEL, Hal, p.....	1970-71
*FRAZIER, George, p.....	1986-87	HEADRICK, Brent, p.....	2023—
FREDERICK, Kevin, p.....	2002	HEATON, Neal, p.....	1986
FRYER, Eric, c.....	2013-15	HEINTZ, Chris, c.....	2005-07
FUENTES, Brian, p.....	2010	HENDRICKS, Liam, p.....	2011-13
FULD, Sam, of.....	2014	HENNY, Sean, p.....	2009
FULMER, Michael, p.....	2022	HENRIQUEZ, Ronny, p.....	2022—
FULTZ, Aaron, p.....	2004	*HENRY, Ron, c.....	1961, 64
FUNDERBURK, Kody, p.....	2023—	*HERNANDEZ, Jackie, ss.....	1967-68
FUNDERBURK, Mark, of.....	1981, 85	HERNANDEZ, Liván, p.....	2008
		HERNANDEZ, Pedro, p.....	2013
		HERR, Tom, 2b.....	1988
		HERRMANN, Chris, c.....	2012-15
		HESTON, Chris, p.....	2017
		HICKS, Aaron, of.....	2013, 15
		HILDENBERGER, Trevor, p.....	2017-19
		HILL, Donnie, if.....	1992
		*HILL, Herman, of.....	1969-70
		HILL, Rich, p.....	2020
		HISLE, Larry, of.....	1973-77
		HOBBS, John, p.....	1981
		HOCKING, Denny, ss.....	1993-03
		HODGE, Ed, p.....	1984
		HOEY, Jim, p.....	2011
G			
GABINO, Armando, p.....	2009		
GAETTI, Gary, 3b.....	1981-90		
GAGNE, Greg, ss.....	1983-92		
GALLO, Joey, of/1b.....	2023		
GANT, John, p.....	2021		
GARAGZZO, Keith, p.....	1994		

TWINS ALL-TIME ROSTER - 1961-2023

PLAYER	SEASONS
HOLLINS, Dave, 3b.....	1996
HOLLY, Jeff, p.....	1977-79
HOLM, Steve, c.....	2011
*HOLT, Jim, of.....	1968-74
HORSMAN, Vince, p.....	1995
*HOWE, Steve, p.....	1985
HRBEK, Kent, 1b.....	1981-94
HUBER, Justin, 1b.....	2009
HUDSON, Orlando, 2b.....	2010
HUGHES, Dusty, p.....	2011
HUGHES, Jim, p.....	1974-77
HUGHES, Luke, if.....	2010-12
HUGHES, Phil, p.....	2014-18
HUMBER, Philip, p.....	2008-09
HUNDLEY, Randy, c.....	1974
HUNTER, Torii, of.....	1997-2007, 15
HUSKEY, Butch, of.....	2000

I	
*INGRAM, Riccardo, of.....	1995
*IZQUIERDO, Hank, c.....	1967

J	
JACKSON, Darrell, p.....	1978-82
JACKSON, Darrin, of.....	1997
JACKSON, Michael, p.....	2002
JACKSON, Ron, 1b.....	1979-81
JACKSON, Roy Lee, p.....	1986
*JACOBS, Lamar "Jake", of.....	1961
JAMES, Chuck, p.....	2011
JARVIS, Kevin, p.....	1997
JAX, Griffin, p.....	2021—
JEFFERS, Ryan, c.....	2020—
JENSEN, Marcus, c.....	2000
JEPSEN, Kevin, p.....	2015-16
JIMENEZ, Houston, ss.....	1983-84
JOHNSON, Adam, p.....	2001, 03
JOHNSON, Dave, p.....	1977-78
JOHNSON, Kris, p.....	2014
JOHNSON, Randy, of.....	1982
JOHNSON, Tom, p.....	1974-78
JOHNSTON, Greg, of.....	1980-81
JONES, Garrett, 1b/of.....	2007
JONES, Jacque, of.....	1999-05
JONES, Todd, p.....	2001
JORGE, Felix, p.....	2017
JORGENSEN, Ryan, c.....	2008
JORGENSEN, Terry, 3b.....	1989, 92-93
JULIEN, Edouard, if.....	2023—

K	
KAAT, Jim, p.....	1961-73
KELLER, Ron, p.....	1966, 68
*KELLY, Pat, of.....	1967-68
KELLY, Roberto, of.....	1996-97
KELLY, Tom, 1b.....	1975
KEPLER, Max, of.....	2015—
KEPPEL, Bobby, p.....	2009
KEUCHEL, Dallas, p.....	2023
KIELTY, Bobby, of.....	2001-03
*KILBREW, Harmon, 1b.....	1961-74
*KINDALL, Jerry, 2b.....	1964-65
KINLEY, Tyler, p.....	2018
KINNEY, Matt, p.....	2000, 02
KINNUNEN, Mike, p.....	1980
KINTZLER, Brandon, p.....	2016-17
KIPPER, Bob, p.....	1992
KIRILLOFF, Alex, 1b/of.....	2020—
KLANWITZER, Tom, p.....	1985
*KLINE, Ron, p.....	1967
KLINGENBECK, Scott, p.....	1995-96
KLINK, Joe, p.....	1987
*KLIPPSTEIN, Johnny, p.....	1964-66
KNOBLAUCH, Chuck, 2b.....	1991-97
KOMATSU, Erik, of.....	2012
KOOSMAN, Jerry, p.....	1979-81
KORECKY, Bobby, p.....	2008
KOSSO, Andy, of.....	1965-67
KOSKIE, Corey, 3b.....	1998-04
KOSTRO, Frank, of.....	1964-65, 67-69
*KRALICK, Jack, p.....	1961-63
KRUEGER, Bill, p.....	1992
KUBEL, Jason, of.....	2004, 06-11, 14
KUNTZ, Rusty, of.....	1983
*KUSICK, Craig, 1b.....	1973-79

L	
LaMARRE, Ryan, of.....	2018-19
LAMB, David, if.....	2002
LAMB, Mike, 3b.....	2008
LAMB, Mike, 3b.....	2008
LANDREAUX, Ken, of.....	1979-80
LARKIN, Gene, 1b/of.....	1987-93
LARNACH, Trevor, of.....	2021—
LaROCHE, Dave, p.....	1972
*LASHER, Fred, p.....	1963
LATHAM, Bill, p.....	1986
LATHAM, Chris, of.....	1997-99
LAUDNER, Tim, c.....	1981-89
LAW, Derek, p.....	2021
LAWTON, Matt, of.....	1995-01
*LEA, Charlie, p.....	1988

PLAYER	SEASONS
LEACH, Terry, p.....	1990-91
LeCROY, Matt, c/1b.....	2000-05, 07
LEE, Derek, of.....	1993
LEE, Don, p.....	1961-62
LEIUS, Scott, 3b.....	1990-95
*LEMON, Jim, of.....	1961-63
LEON, Sandy, c.....	2022
*LEPCIO, Ted, 3b.....	1961
LEWIS, Jim, p.....	1983
LEWIS, Royce, if.....	2022—
LIN, Tzu-Wei, if.....	2021
LIGHT, Pat, p.....	2016
LINCOLN, Mike, p.....	1999-2000
LIRIANO, Francisco, p.....	2005-06, 08-12
LIRIANO, Nelson, 2b.....	1990
*LIS, Joe, 1b.....	1973-74
LITTLE, Zack, p.....	2018-20
LITTLE, Jeff, p.....	1982
LOHSE, Kyle, p.....	2001-06
LOMBARDOZZI, Steve, 2b.....	1985-88
LOOK, Bruce, c.....	1968
LOPEZ, Jorge, p.....	2022-23
LOPEZ, Pablo, p.....	2023—
*LOWRY, Dwight, c.....	1988
LUEBBER, Steve, p.....	1971-72, 76
LUNDSTEDT, Tom, c.....	1975
LUPLOW, Jordan, of/1b.....	2023
LYNN, Lance, p.....	2018
LYSANDER, Rick, p.....	1983-85

M	
MAAS, Kevin, 1b.....	1995
MACHADO, Alejandro, if.....	2007
MACK, Shane, of.....	1990-94
MACKANIN, Pete, if.....	1980-81
MACRI, Matt, if.....	2008
MAEDA, Kenta, p.....	2020-23
MAGGI, Drew, if.....	2021
MAGILL, Matt, p.....	2018-19
MAHAY, Ron, p.....	2008-19
MAHLE, Tyler, p.....	2022-23
MAHOMES, Pat, p.....	1992-96
MAKSUDIEN, Mike, c/1b.....	1993
MALONEY, Matt, p.....	2012
*MANNING, Jim, p.....	1962
MANRIQUE, Fred, 2b.....	1990
MANSHP, Jeff, p.....	2009-12
MANUEL, Charlie, of.....	1968-72
*MARANDA, Georges, p.....	1962
MARQUIS, Jason, p.....	2012
*MARSHALL, Mike, p.....	1978-80
*MARTIN, Billy, 2b.....	1961
*MARTINEZ, Orlando "Marty", ss.....	1962
MARTINEZ, Tippy, p.....	1988
MARTIS, Sharon, p.....	2013
MASON, Mike, p.....	1988
MASTELLER, Dan, 1b/of.....	1995
MASTROIANNI, Darin, of.....	2012-14, 16
MAUER, Joe, c/1b.....	2004-18
MAXWELL, Jason, 2b.....	2000-01
MAY, Trevor, p.....	2014-20
MAYS, Joe, p.....	1999-2003, 05
McCABE, Joe, c.....	1964
McCARTY, Dave, 1b/of.....	1983-85
McCRACKEN, Quinton, of.....	2001
*McDEVITT, Danny, p.....	1961
McDONALD, Darnell, of.....	2007
McKay, Dave, 3b.....	1975-76
MEARES, Pat, ss.....	1993-98
MEGILL, Trevor, p.....	2022
MEIER, Dave, of.....	1984-85
MEJA, Adalberto, p.....	2016-19
MELVILLE, Tim, p.....	2017
MENDOZA, Minnie, 3b.....	1970
MERCADO, Orlando, c.....	1989
MERCED, Orlando, 1b/of.....	1998
MERRIMAN, Brett, p.....	1993-94
MERRITT, Jim, p.....	1965-68
MERULLO, Matt, c.....	1995
MEYER, Alex, p.....	2015-16
MIENTKIEWICZ, Doug, 1b.....	1998-04
MJARES, José, p.....	2008-11
MILBOURNE, Larry, 2b.....	1982
MILCHIN, Mike, p.....	1996
*MILLER, Bob, p.....	1968-69
MILLER, Corky, c.....	2005
MILLER, Damian, c.....	1997
MILLER, Ian, of.....	2019
MILLER, Jason, p.....	2007
MILLER, Travis, p.....	1996-02
MILONE, Tommy, p.....	2014-16
MILTON, Eric, p.....	1998-03
MINAYA, Juan, p.....	2021-22
*MINCHER, Don, 1b.....	1961-66
MIRANDA, Jose, if.....	2022
MITCHELL, Bobby, of.....	1982-83
MITTERWALD, George, c.....	1966, 68-73
MOELLER, Chad, c.....	2000
MOHR, Dustan, of.....	2001-03
MOLLITOR, Paul, dh/1b.....	1996-98
MONROE, Craig, of.....	2008
*MONZON, Dan, 2b.....	1972-73
*MOORE, Ray, p.....	1961-63

HISTORY/RECORDS

TWINS ALL-TIME ROSTER - 1961-2023

PLAYER	SEASONS
MORALES, Jose M., c.....	1978-80
MORALES, José G., c.....	2007, 09-10
MORALES, Kendrys, dh/1b.....	2014
MORAN, Iovanni, p.....	2021
MORGAN, Mike, p.....	1998
MORILLO, Juan, p.....	2009
MORIN, Mike, p.....	2019
MORNEAU, Justin, 1b.....	2003-13
*MORRIS, Danny, p.....	1968-69
MORRIS, Jack, p.....	1991
MORRIS, Warren, if.....	2002
MORRISON, Logan, 1b/dh.....	2018
MOSES, John, of.....	1988-90
MOTA, Danny, p.....	2000
MOTTER, Taylor, if/of.....	2018
MOYA, Gabriel, p.....	2017-18
MULHOLLAND, Terry, p.....	2004-05
MULVEY, Kevin, p.....	2009
MUNOZ, Oscar, p.....	1995
MUNOZ, Pedro, of.....	1990-95
MURPHY, John Ryan, c.....	2016
MYERS, Greg, c.....	1996-97

N	
NAKAMURA, Micheal, p.....	2003
*NAGON, Hal, c.....	1961-62
*NASH, Cotton, 1b.....	1967-70
NATHAN, Joe, p.....	2004-09, 11
NAULTY, Dan, p.....	1996-98
NEAGLE, Denny, p.....	1991
NELSON, Mel, p.....	1965, 67
NESHEK, Pat, p.....	2006-08, 10
NETTLES, Graig, of.....	1967-69
NETTLETON, Jim, of.....	1970-72
NEVIN, Phil, dh.....	2006
NEWMAN, Al, if.....	1987-91
*NIEKRO, Joe, p.....	1987-88
NIEMANN, Randy, p.....	1987
NIESON, Chuck, p.....	1964
Nieto, Tom, c.....	1987-88
NISHIOKA, Tsuyoshi, if.....	2011-12
NIXON, Otis, of.....	1998
*NIXON, Russ, c.....	1966-67
NOLASCO, Ricky, p.....	2014-16
NORTON, Tom, p.....	1972
NORWOOD, Willie, of.....	1977-80
NOSSEK, Joe, of.....	1964-66
NUNEZ, Eduardo, if.....	2014-16

O	
OBER, Bailey, p.....	2021—
OCHOA, Alex, of.....	1998
O'CONNOR, Jack, p.....	1981-84
O'ROURKE, Ryan, p.....	2015-16
ODORIZZI, Jake, p.....	2018-20
OLKERS, Bryan, p.....	1983
OFFERMAN, Jose, if.....	2004
OJEDA, Augie, if.....	2004
OLIVA, Tony, of.....	1962-76
OLIVERAS, Francisco, p.....	1989
OLIVEROS, Lester, p.....	2011-12, 14
OLLOM, Jim, p.....	1966-67
OLSON, Greg, c.....	1989
OLSON, Gregg, p.....	1997
OROSCO, Jesse, p.....	2003
ORTEGA, Oliver, p.....	2023
ORTIZ, David, 1b/dh.....	1997-02
ORTIZ, Junior, c.....	1990-91
ORTIZ, Ramon, p.....	2007

P	
PACELLA, John, p.....	1982
PADDACK, Chris, p.....	2022—
PAGAN, Emilio, p.....	2022-23
PAGLIARULO, Mike, 3b.....	1991-93
PALACIOS, Jermaine, if.....	2022
*PALMQUIST, Ed, p.....	1961
PARK, Byung Ho, 1b/dh.....	2016
*PARKER, Blake, p.....	2019
PARKS, Derek, c.....	1992-94
PARMELEE, Chris, 1b/of.....	2011-14
PARRA, José, p.....	1995-96
PASCUAL, Camilo, p.....	1961-66
PASHNICK, Larry, p.....	1984
*PASTORE, Frank, p.....	1986
PAVANO, Carl, p.....	2009-12
PAZIK, Mike, p.....	1975-77
PELFREY, Mike, p.....	2013-15
PERDOMO, Luis, p.....	2012
PEREZ, Martin, p.....	2019
PERKINS, Dan, p.....	1999
PERKINS, Glen, p.....	2006-17
PERLOZZO, Sam, 2b.....	1977
*PERRANOSKI, Ron, p.....	1968-71
PERRY, Jim, p.....	1963-72
PERZANOSKI, Stan, p.....	1978
PETTBONE, Jay, p.....	1983
PETIT, Gregorio, if.....	2018
PIERZYNSKI, A.J., c.....	1998-03
PINEDA, Michael, p.....	2019
PINO, Yohan, p.....	2014

PLAYER	SEASONS
PINTO, Josmil, c.....	2013-14
PITTARO, Chris, 2b.....	1986-87
PLEIS, Bill, p.....	1961-66
PLOUFFÉ, Trevor, if.....	2010-16
POEPPING, Mike, of.....	1975
POLANCO, Jorge, if.....	2014-23
PONSON, Sidney, p.....	2007
POPPEL, Sean, p.....	2019-20
*PORTUGAL, Mark, p.....	1985-88
*POST, Wally, of.....	1963
POWELL, Hosken, of.....	1978-81
POWELL, Paul, of.....	1971
*POWER, Vic, 1b.....	1962-64
PRESLEY, Alex, of.....	2013
PRESSLY, Ryan, p.....	2013-18
PRIDIE, Jason, of.....	2008-09
PRIETO, Alex, if.....	2003-04
PRINCE, Tom, c.....	2001-03
*PUCETT, Kirby, of.....	1994-95
*PULIDO, Carlos, p.....	1994, 03-04
PUNTO, Nick, if.....	2004-10
PUTNAM, Pat, 1b.....	1984

Q	
*QUILLI, Frank, 2b.....	1965, 67-70
QUINLAN, Tom, 3b.....	1996
QUINONES, Luis, if.....	1992

R	
RAABE, Brian, 2b.....	1995-96
RABE, Josh, of.....	2006-07
RADKE, Brad, of.....	1995-06
RADOSKY, Rob, p.....	1999
RAMIREZ, Neil, p.....	2016
RAMIREZ, Wilkin, of.....	2013
RAMOS, Pedro, p.....	1961
RAMOS, Wilson, c.....	2010
RANDALL, Bob, 2b.....	1976-80
RATH, Gary, p.....	1999
RATLIFF, Paul, c.....	1963, 70-71
RAUCH, Jon, p.....	2009-10
RAWLEY, Shane, p.....	1989
REARDON, Jeff, p.....	1987-89
REBOULET, Jeff, if.....	1992-96
REDFERN, Pete, of.....	1976-82
REDMAN, Mark, p.....	1999-01
REDMOND, Mike, c.....	2005-09
REED, Addison, p.....	2018
REED, Darren, of.....	1992
REED, Jeff, c.....	1984-86
REED, Rick, p.....	2001-03
REESE, Rich, 1b.....	1964-73
REFSNYDER, Rob, of.....	2021
RENICK, Rick, 3b.....	1968-72
REPKO, Jason, of.....	2010-11
RESTOVICH, Michael, of.....	2002-04
REVERE, Ben, of.....	2010-12
REYES, Dennis, p.....	2006-08
RIDDLE, JT, if.....	2021
RINCON, Juan, p.....	2001-08
RITCHE, Todd, p.....	1997-98
RIVAS, Luis, 2b.....	2000-05
RIVERA, Bombo, of.....	1978-80
RIVERA, Rene, c.....	2011
ROA, Joe, p.....	2004
ROBERTSON, Rich, p.....	1995-97
ROBERTSON, Tyler, p.....	2012-13
ROBINSON, Shane, of.....	2015
ROBLES, Hansel, p.....	2021
RODNEY, Fernando, p.....	2018
RODRIGUEZ, Dereck, p.....	2022-23
RODRIGUEZ, Frankie, p.....	1995-98
RODRIGUEZ, Jose, p.....	2002
RODRIGUEZ, Luis, if.....	2005-07
RODRIGUEZ, Vic, 3b.....	1989
ROENICKE, Josh, p.....	2013
ROGERS, Kenny, p.....	2003
ROGERS, Taylor, p.....	2016-21
ROGGENBURK, Garry, p.....	1963, 65-66
*ROLAND, Jim, p.....	1962-64, 66-68
ROLLINS, Rich, 3b.....	1961-68
ROMERO, Fernando, p.....	2018-20
ROMERO, J.C., p.....	1999-05
ROMERO, Jhon, p.....	2022
ROMO, Sergio, p.....	2019-20
ROOF, Phil, c.....	1971-76
ROOKER, Brent, of.....	2020-21
*ROTVETT, Ben, c.....	2021
ROSARIO, Eddie, of.....	2015-20
ROSARIO, Randy, p.....	2017
*ROSEBORO, John, c.....	1968-69
RUCINSKI, Drew, p.....	2017
RUIZ, Randy, 1b.....	2008
RYAN, Jason, p.....	1999-00
RYAN, Joe, p.....	2021—
RYAN, Mike, of.....	2002-05

S	
*SADOWSKI, Ted, p.....	1961-62
SALAS, Mark, c.....	1985-87
SAMPSON, Benj, p.....	1998-99
SANCHEZ, Aaron, p.....	2022
SANCHEZ, Alejandro "Alex", of.....	1986

TWINS ALL-TIME ROSTER - 1961-2023

PLAYER	SEASONS
SANCHEZ, Gary, c2022
SANDERS, Ken, p1973
SANDS, Cole, p 2022
SANFORD, Mic, p1995
SANO, Miguel, lf2015-22
SANTANA, Danny, if/of2014-17
SANTANA, Ervin, p2015-18
SANTANA, Johan, p2000-07
SANTIAGO, Héctor, p2016-17
SAVAGE, Jack, p1990
SCARCE, Mac, p1978
SCHAFFER, Jordan, of2014-15
SCHAFFER, Logan, of2016
SCHATZEDER, Dan, p1987-88
SCHOOP, Jonathan, if2019
*SCHROLL, Al, p1961
SCHROM, Ken, p1983-85
SCHUELER, Ron, p1977
SCHULLSTROM, Erik, p1984-85
SEARS, Todd, 1b2002-03
SERAFINI, Dan, p1996-98
SERUM, Gary, p1977-79
SEVCIK, John, c1965
SHAVE, Jon, 3b1998
SHELLENBACK, Jim, p1977
SHIELDS, Steve, p1989
*SHIFFLET, Garland "Duck", p1964
SHOEMAKER, Matt, p2021
*SIEBLER, Dwight, p1963-67
SIERRA, Ruben, of2006
SILVA, Carlos, p2004-07
SIMMONS, Andreton, if2021
SINGER, Bill, p1976
SLAMA, Anthony, p2010-11
SLEGERS, Aaron, p2017-18
SLOWEY, Kevin, p2007-11
SMALLEY, Roy, ss1976-82, 85-87
SMELTZER, Devin, p2019-22
SMILEY, John, p1992
SMITH, Joe, p2022
SMITH, Mike, p2006
SMITH, Ray, c1981-83
SMITH, Roy, p1986-90
SMITHSON, Mike, p1984-87
*SNYDER, Jim, 2b1961-62, 64
SODERHOLM, Eric, 3b1971-75
SOFIELD, Rick, of1979-81
SORRENTO, Paul, 1b1989-91
SOLANO, Donovan, if2023
SOTO, Elliot, if2022-23
SPAN, Denard, of2008-12
SPEIER, Chris, ss1984
ST. CLAIRE, Randy, p1989
STAHOVIAK, Scott, 1b1993, 95-98
STANFIELD, Kevin, p1979
*STANGE, Lee, p1961-64
STASHAK, Cody, p2019-22
STAUFFER, Tim, p2015
STEINBACH, Terry, c1997-98
STENHOUSE, Mike, of1985
STEPHEN, Buzz, p1968
STEVENS, Dave, p1994-97
STEVENSON, Andrew, of2023
STEWART, Brock, p 2022
STEWART, Kohl, p2018-19
STEWART, Shannon, of2003-06
STEGMAN, Dick, p1962-65
*STOBBS, Chuck, p1961
STRAKER, Les, p1987-88
STRICKLAND, Jim, p1971-73
*SULLIVAN, Frank, p1962-63
SUTTON, John, p1978
SUZUKI, Kurt, c2014-16
SWARZAK, Anthony, p2009, 11-14
SWINDELL, Greg, p1997-98

T	
TAPANI, Kevin, p1989-95
TAYLOR, Michael A., of2023
TELIS, Tomás, c2021
TEPESCH, Nick, p2017
TERRELL, Jerry, ss1973-77
TEUFEL, Tim, 2b1983-85
TEWKSBURY, Bob, p1997-98
THAYER, Greg, p1978
THIELBAR, Caleb, p 2013-15, 20
THOMAS, Brad, p2001, 03-04
THOMAS, Clete, of2012-13
THOMAS, George, of1971
THOME, Jim, if2010-11
THOMPSON, Aaron, p2014-15
*THOMPSON, Danny, ss1970-76
THORMODSGARD, Paul, p1977-79
THORNBERG, Tyler, p2022
THORPE, Lewis, p2019-21
TIANT, Luis, p1970
TIFEE, Terry, 3b2004-06
TISCHINSKI, Tom, c1963-71
TOLBERT, Matt, if2008-11
TOLIVER, Fred, p1988-89
TONKIN, Michael, p2013-17
TORRES, Carlos, p2019
TORREYES, Ronald, if2019
TORVE, Kelvin, 1b1988

PLAYER	SEASONS
TOSONI, Rene, of2011
*TOVAR, César, of1965-72
TROMBLEY, Mike, p1992-99, 2002
TSANIS, George, p1993
TUNNELL, Lee, p1989
TURLEY, Nik, p2017
*TUTTLE, Bill, of1961-63
TYNER, Jason, of2005-07

U	
*UHLAENDER, Ted, of1965-69
ULLGER, Scott, 1b1983
URSHELA, Gio, if2022

V	
*VALDESPINO, Sandy, of1965-67
VALDIVIAO, José, ss1961
VALENCIA, Danny, if2010-12
VALENTIN, Javier, c1997-99, 02
*VALO, Elmer, of1961
VARGAS, Kennys, dh/1b2014-17
VARGAS, Idemaro, if2020
VARLAND, Louie, p 2022
VASQUEZ, Andrew, p2018
VASQUEZ, Esmerling, p2012
VAZQUEZ, Christian, c 2023
VEGA, Jesús, 1b1979-80, 82
VERHOEVEN, John, p1980-81
*VERSALLES, Zoilo, ss1961-67
*VESELIC, Bob, p1980-81
VINCENT, Nick, p2021
VIOLA, Frank, p1982-89

W	
WADDELL, Brandon, p2021
WADE JR., LaMonte, of2019-20
WALBECK, Matt, c1994-96
WALDROP, Kyle, p2011-12
WALKER, Todd, 3b1996-00
WALLNER, Matt, of 2022
WALTERS, Charley, p1969
WALTERS, Mike, p1983-84
WALTERS, P.J., p2012-13
*WALTON, Danny, of1973, 75
WARD, Gary, of1979-83
*WARD, Jay, 3b1963-64
WARDLE, Curt, p1984-85
WASHINGTON, Ron, ss1961-66
WATKINS, Scott, p1985
WATKINS, Tommy, if2007
WAYNE, Gary, p1989-92
WEBSTER, Lenny, c1989-93
WELLS, Bob, p1999-02
WELLS, Greg "Boomer", 1b1982
*WERTZ, Vic, 1b1963
*WEST, David, p1969-92
WHEELER, Jason, p2007
*WHISENANT, Pete, of1961
*WHITBY, Bill, p1964
WHITE, Rondell, of2006-07
WHITEFIELD, Aaron, of2020
WHITEHOUSE, Len, p1983-85
WILEY, Mark, p1975
WILSON, Rob, 2b1977-82
WILK, Adam, p2017
WILLIAMS, Albert, p1980-84
*WILLIAMS, Don, p1963
WILLIAMS, Glenn, 3b2005
*WILLIAMS, Stan, p1970-71
WILLINGHAM, Josh, of2012-14
WILLIS, Carl, p1991-95
WILSON, Bobby, c2018
WILSON, Tack, of1983
WIMMERS, Alex, p2016-17
WINDER, Josh, p 2022
WINFIELD, Dave, of1993-94
WINN, Jim, p1988
WISLER, Matt, p2020
WOLFE, Larry, if1977-78
WOODS, Al, of1986
WOODS RICHARDSON, Simeon, p 2022
WOODSON, Dick, p1969-70, 72-74
WORLEY, Vance, p2013
WORTHINGTON, Al, p1964-69
WYNEGAR, Butch, c1976-82

Y	
YETT, Richard, p1985, 90
YOUNG, Delmon, of2008-11

Z	
ZAHN, Geoff, p1977-80
ZEPPO, Bill, p1969-70
*ZIMMERMAN, Jerry, c1962-68

(* = deceased.)

965 players (509 pitchers, 456 position players)

TWINS UNIFORM NUMBERS - 1961-2023

0

Junior Ortiz, 1990-91
Billy Hamilton, 2022

1

Reno Bertoia, 1961
Billy Martin, 1961
Bernie Allen, 1963-64
Billy Martin, 1965-68 (Coach)
Billy Martin, 1969 (Manager)
Eric Soderholm, 1971-72
Rich Reese, 1973
Sergio Ferrer, 1974-75
Jerry Terrell, 1975-77
Larry Wolfe, 1978
Jesús Vega, 1980
Tim Corcoran, 1981
Ray Smith, 1982
Houston Jiménez, 1983
Álvaro Espinoza, 1984-86
John Moses, 1988-90
Jarvis Brown, 1991-92
Alex Cole, 1994-95
Otis Nixon, 1998
Jay Canizaro, 2000, '02
Jason Kubel, 2004
Luis Castillo, 2006-07
Orlando Hudson, 2010
Tsuyoshi Nishioka, 2011-12
Alex Presley, 2013
Sam Fuld, 2014
Jordan Schafer, 2014-15
Nick Gordon, 2021-23

2

Zoilo Versalles, 1961-67
Frank Kostro, 1968-69
Graig Nettles, 1969
Frank Crosetti, 1970-71 (Coach)
Bobby Darwin, 1972-75
John Briggs, 1975
Craig Kusick, 1975
Steve Braun, 1976
Randy Bass, 1977
John Castino, 1979-84
Chris Pittaro, 1986-87
Wally Backman, 1989
Nelson Liriano, 1990
Donnie Hill, 1992
Pat Meares, 1993-98
Luis Rivas, 2000-05
Denard Span, 2008-12
Brian Dozier, 2013-18
Luis Arraez, 2019-22
Michael A. Taylor, 2023

3

Harmon Killebrew, 1961-74
Number retired in honor of Killebrew in 1975

4

Bob Allison, 1961-70
Steve Braun, 1971-75
Gene Mauch, 1976-80 (Manager)
Mark Funderburk, 1981
Jim Eisenreich, 1982-84
Chris Speier, 1984
Steve Lombardozzi, 1985-88
Orlando Mercado, 1989
Chip Hale, 1990-95
Paul Molitor, 1996-98
Paul Molitor, 2000-01, '03 (Coach)
Augie Ojeda, 2004
Paul Molitor, 2014-18 (Coach/Manager)
Ildemaro Vargas, 2020
Carlos Correa, 2022-23

5

José Valdivielso, 1961
Don Mincher, 1962-66
Russ Nixon, 1967
Bob Oldis, 1968 (Coach)
Leo Cardenas, 1969-70
Danny Thompson, 1970-76

Roy Smalley, 1976-82, '85-87
Ray Smith, 1983

Houston Jiménez, 1984
Jim Dwyer, 1988-90
Pedro Muñoz, 1990-95
Pat Mahomes, 1996
Roberto Kelly, 1996-97
Brent Gates, 1998-99
Michael Cuddyer, 2001-11
Eduardo Escobar, 2012-18
Rocco Baldelli, 2019-23 (Manager)

6

Billy Consolo, 1961
Ted Lepcio, 1961
Jim Snyder, 1962
Vic Wertz, 1963
Tony Oliva, 1964-75
Tony Oliva, 1976 (Player-Coach)
Tony Oliva, 1977-78, '85-91 (Coach)
Number retired in honor of Oliva in 1991

7

Lenny Green, 1961-64
Jimmie Hall, 1964-66
Frank Quilici, 1967-70
Paul Ray Powell, 1971
Jim Nettles, 1971-72
Jerry Terrell, 1973-74
Danny Walton, 1975
Dave McKay, 1975-76
Rob Wilfong, 1977-82
Larry Milbourne, 1982
Boomer Wells, 1982
Scott Uliger, 1983
Dave Meier, 1984-85
Greg Gagne, 1987-92
Denny Hocking, 1993-2003
Joe Mauer, 2004-18
Number retired in honor of Mauer in 2019

8

Hal Naragon, 1961
Johnny Goryl, 1963-64
Bernie Allen, 1965
Andy Kosco, 1965-66
Ron Clark, 1967-69
Paul Ratliff, 1970-71
Phil Roof, 1971-76
Glenn Adams, 1977-81
Gary Gaetti, 1982-90
David McCarty, 1993-95
Ron Coomer, 1996-2000
Quinton McCracken, 2001
Javier Valentin, 2002
Chris Gomez, 2003
Nick Punto, 2004-10
Jamey Carroll, 2012-13
Kurt Suzuki, 2014-16
Zack Granite, 2017
Derek Shelton, 2019 (Coach)
Mitch Garver, 2020-21
Jake Cave, 2022
Christian Vázquez, 2023

9

Billy Gardner, 1961
Rich Rollins, 1961-68
Charlie Manuel, 1969-72
Larry Hisle, 1973-77
Bombo Rivera, 1978-80
Mickey Hatcher, 1981-86
Gene Larkin, 1987-93
Matt Walbeck, 1995-96
Orlando Merced, 1998
A.J. Pierzynski, 1998-99
Jason Maxwell, 2000-01
Steve Liddle, 2002-12 (Coach)
Ryan Doumit, 2013
Eduardo Núñez, 2014-16
Matt Belisle, 2017
Derek Shelton, 2018 (Coach)
Marwin Gonzalez, 2019-20
Andrelton Simmons, 2021
Tim Beckham, 2022
Trevor Larnach, 2023

10

Earl Battey, 1961-67
John Roseboro, 1968
Rick Renick, 1968-72
Joe Lis, 1973-74
Pat Bourque, 1974
Lyman Bostock, 1975-77
Hosken Powell, 1978-81
Bobby Mitchell, 1982-83
Jeff Reed, 1984-86
Tom Kelly, 1987-2001 (Manager)
Number retired in honor of Kelly in 2012

11

Ron Henry, 1961
George Banks, 1962-64
Frank Kostro, 1964-65
Frank Quilici, 1965
Bernie Allen, 1966
Ted Uhlaender, 1967-69
Brant Aleya, 1970-71
Steve Brye, 1972-76
Terry "Bud" Bulling, 1977
Sal Butera, 1980-82
Rusty Kuntz, 1983
Tim Teufel, 1983-85
Al Woods, 1986
Tom Nieto, 1987-88
Greg Olson, 1989
Chuck Knoblauch, 1991-97
Jacque Jones, 1999-2005
Josh Rabe, 2006-07
Jason Pridie, 2008-09
Ben Revere, 2011-12
Clete Thomas, 2013
Jason Barlett, 2014
Lorge Polanco, 2014-23

12

Bernie Allen, 1962-63
Ron Henry, 1964
Joe McCabe, 1964
César Tovar, 1965-72
Danny Walton, 1973
Eric Soderholm, 1974-75
Rich Chiles, 1977-78
Rick Sofield, 1979-81
Lenny Faedo, 1982-84
Tack Wilson, 1983
Mark Salas, 1985-87
Brian Harper, 1988-93
Matt Merullo, 1995
Chip Hale, 1996
Todd Walker, 1997-2000
Danny Ardoin, 2000
Tom Prince, 2001-03
Michael Ryan, 2004-05
Jason Iyner, 2007
Adam Everett, 2008
Alexi Casilla, 2010-12
Chris Herrmann, 2013-15
John Ryan Murphy, 2016
Jake Doriizzi, 2018-20
Kevin Morgan, 2021 (Coach)
Emilio Pagan, 2022
Kyle Farmer, 2023

13

Bill Tuttle, 1961-62
Rich Reese, 1964-65
John Roseboro, 1968-69
Dick Woodson, 1972-74
Tom Lundstedt, 1975
Mike Pagliarulo, 1991-93
Todd Walker, 1996
Jerry White, 1999-2012 (Coach)
Jason Kubel, 2014
Gene Glynn, 2015-18 (Coach)
Ehire Adrianza, 2019-20
Travis Blankenhorn, 2021
Trevor Larnach, 2022
Joey Gallo, 2023

TWINS UNIFORM NUMBERS - 1961-2023

14

Pedro Ramos, 1961
Sam Mele, 1961-67 (Coach/Manager)
Danny Monzon, 1972-73
Glenn Borgmann, 1974-79
Pete Mackanin, 1980-81
Kent Hrbek, 1982-94
Number retired in honor of Hrbek in 1995

15

Jack Kralick, 1961-63
Bill Dailey, 1963-64
Al Worthington, 1964-68
George Mitterwald, 1969-73
Randy Hundley, 1974
Dan Ford, 1975-78
Ron Jackson, 1979-81
Tim Laudner, 1981-89
Lenny Webster, 1991-93
Ron Coomer, 1995
Dave Hollins, 1996
Darrin Jackson, 1997
Jon Shave, 1998
Cristian Guzmán, 1999-2004
Brent Abernathy, 2005
Phil Nevin, 2006
Glen Perkins, 2008-17
Jason Castro, 2018-19
Homer Bailey, 2020
JT Riddle, 2021
Gio Urshela, 2022
Emilio Pagán, 2023

16

Bert Cueto, 1961
Johnny Goryl, 1962
Joe Nassek, 1964
Jerry Kindall, 1964-65
Ted Uhlaender, 1966
Frank Kostro, 1967
Ron Perranski, 1968-71
Bob Gebhard, 1971-72
Dan Fife, 1973-74
Tom Kelly, 1975
Eddie Bane, 1975
Butch Wynegar, 1976-82
Frank Viola, 1982-89
Bob Kipper, 1982
Derek Parks, 1992-94
Dan Masteller, 1995
Dan Serafini, 1996-98
Midre Cummings, 1999-2000
Doug Mientkiewicz, 2001-04
Glenn Williams, 2005
Jason Kubel, 2006-11
Josh Willingham, 2012-14
Doug Mientkiewicz, 2016 (Coach)
Ehire Adrianza, 2017-18
Jonathan Schoop, 2019
Alex Avila, 2020
Bailey Ober, 2022
Jordan Luplow, 2023

17

Camilo Pascual, 1961-66
Jim Merritt, 1967
Joe Grzenda, 1969
Leo Cardenas, 1970-71
Dave LaRoche, 1972
Bill Hands, 1973
Bill Butler, 1974-75
Pete Redfern, 1976-82
Bryan Oelkers, 1983
Eddie Hodge, 1984
Dennis Burt, 1985-86
Les Straker, 1987-88
Rick Aguilera, 1989
Fred Manrique, 1990
Larry Casian, 1991
Jeff Reboulet, 1992-96
Greg Swindell, 1997-98
Dustan Mohr, 2001-03
Alex Prieto, 2004
Juan Castro, 2005-06
Pat Neshek, 2006-10
Lester Oliveros, 2011-12

Doug Bernier, 2013-15
Kendrys Morales, 2014
José Berrios, 2016-21
Chris Archer, 2022
Bailey Ober, 2023

18

Paul Giel, 1961
Danny McDevitt, 1961
Dick Stigman, 1962-65
Rich Reese, 1966
Jim Olom, 1967
Tom Hall, 1968
Dick Woodson, 1969
Bill Rigney, 1970-72 (Manager)
Eddie Bane, 1973, '76
Mike Pazik, 1975
Mark Wiley, 1975
Don Carrithers, 1977
Greg Thayer, 1978
Paul Hartzell, 1979
Greg Johnston, 1980
Ray Smith, 1981
Terry Felton, 1982
Ken Schrom, 1983-85
Alejandro Sánchez, 1986
Don Baylor, 1987
Tom Herr, 1988
Kelvin Torve, 1988
Shane Rawley, 1989
Paul Sorrento, 1991
Darren Reed, 1992
Eddie Guardado, 1993-2003, '08
Jason Bartlett, 2004-07
Matt Macri, 2008
Luis Ayala, 2009
Orlando Cabrera, 2009
Jason Repko, 2010-11
Ryan Doumit, 2012
Bobby Cuellar, 2013-14 (Coach)
Eddie Guardado, 2015-18 (Coach)
Mitch Garver, 2019
Kenta Maeda, 2020-23

19

Jim Donohue, 1962
Bill "Shorty" Pleis, 1962-66
Jim Roland, 1967-68
Al Worthington, 1969
Herman Hill, 1970
Sal Campisi, 1971
Jim Strickland, 1971-73
Tom Burgmeier, 1974-77
Roger Erickson, 1978-82
John Pacella, 1982
Rick Lysander, 1983-85
Larry Pashnick, 1984
Roy Smith, 1986
Randy Niemann, 1987
Mark Portugal, 1988
Larry Casian, 1990
Scott Erickson, 1991-95
Greg Hansell, 1996
Bob Tewksbury, 1997
Mike Lincoln, 1999-2000
Grant Balfour, 2001, '03-04
Mike Trombley, 2002
Mike Smith, 2006
Sidney Ponson, 2007
Howie Clark, 2008
Justin Huber, 2009
Danny Valencia, 2010-11
Darin Mastroianni, 2012-14
Kennys Vargas, 2014-17
Ryne Harper, 2019
Alex Kiriloff, 2021-23

20

Don Lee, 1961-62
Frank Sullivan, 1962-63
Lee Stange, 1963-64
Bill Bethea, 1964
John Secvik, 1965
Russ Nixon, 1966-67
Rich Reese, 1967-72
Ken Sanders, 1973
Vic Albury, 1973-76
Gary Serum, 1977-79

Bob Veselic, 1980
Dave Engle, 1981-85
Billy Beane, 1986-87
Mike Mason, 1988
John Christensen, 1988
Vic Rodriguez, 1989
Jack Savage, 1990
Pat Mahomes, 1992-96
Travis Miller, 1997-2002
José Rodríguez, 2002
Low Ford, 2003-07
Matt Tolbert, 2008-11
Brian Dozier, 2012
Josh Roenicke, 2013
Chris Colabello, 2014
Eddie Rosario, 2015-20
Josh Donaldson, 2021
Chris Paddack, 2022-23

21

Ray Moore, 1961-63
Garland "Duck" Shifflett, 1964
Bill Fischer, 1964
Gary Dotter, 1964
Bernie Allen, 1966
Walter Bond, 1967
Hank Izuquiedo, 1967
Bob Miller, 1968
Tom Hall, 1969-71
Wayne Granger, 1972
Joe Decker, 1973-76
Tom Johnson, 1976-78
Jeff Holly, 1979
Terry Felton, 1979
Lenny Faedo, 1980-81
Greg Johnston, 1981
Jesus Vega, 1982
Jim Lewis, 1983
Keith Comstock, 1984
Andre David, 1984, '86
George Frazier, 1987
Doug Baker, 1988-90
Mike Trombley, 1992-99
Eric Milton, 2000-03
Henry Blanco, 2004
Bret Boone, 2005
Jason Tyner, 2005
Ruben Sierra, 2006
Matt Garza, 2006-07
Delmon Young, 2008-11
Jason Marquis, 2012
Samuel Deduno, 2012-14
Shane Robinson, 2015
Darin Mastroianni, 2016
Jason Castro, 2017
Tyler Duffey, 2018-22
Austin Davis, 2022
Gilberto Celestino, 2023

22

Dan Dobbek, 1961
Jerry Zimmerman, 1962-68
Jerry Zimmerman, 1967 (Player-Coach)
Tom Tischinski, 1969-71
Tom Norton, 1972
Craig Kusick, 1974-79
John Briggs, 1975
John Verhoeven, 1980-81
Randy Johnson, 1982
Len Whitehouse, 1983-85
Keith Atherton, 1986-88
Carmelo Castillo, 1989-91
Bill Krueger, 1992
George Tsamis, 1993
Carlos Pulido, 1994
Brad Radke, 1996-2006
Carlos Gómez, 2008-09
Danny Valencia, 2012
Matt Carson, 2012
Wilkin Ramirez, 2013
Tim Stauffer, 2015
Miguel Sanó, 2015-22
Griffin Jax, 2023

TWINS UNIFORM NUMBERS - 1961-2023

23

Jim Lemon, 1961-63
Dave Boswell, 1965-70
Ray Corbin, 1971-75
Steve Luebber, 1976
Paul Thormodsgard, 1977-79
Doug Corbett, 1980-82
Pete Filson, 1982-86
Roy Lee Jackson, 1986
Roy Smith, 1987-90
Willie Banks, 1991-93
Matt Walbeck, 1994
Greg Harris, 1995
Tom Quinlan, 1996
Todd Ritchie, 1997
Benj Sampson, 1999
Bobby Kiehl, 2001-03
Shannon Stewart, 2003-06
Matthew LeCroy, 2007
Brendan Harris, 2008-10
Rene Tosoni, 2011
Chris Herrmann, 2012
Tom Brunansky, 2013-16 (Coach)
Nick Tepesch, 2017
Niko Goodrum, 2017
Mitch Garver, 2018
Nelson Cruz, 2020-21
Royce Lewis, 2022-23

24

Pete Whisenant, 1961
Ed Palmquist, 1961
Paul Ratliff, 1963
Joe Nossek, 1965-66
Ron Clark, 1966
Andy Kosco, 1967
Jackie Hernández, 1967-68
Darrell Brandon, 1969
Steve Barber, 1970-71
Pete Hamm, 1971
George Thomas, 1971
Glenn Borgmann, 1972
Bill Campbell, 1973-76
Willie Norwood, 1977-80
Chuck Baker, 1981
Tom Brunansky, 1982-88
Shane Mack, 1990-94
Kevin Maas, 1995
Riccardo Ingram, 1995
Greg Myers, 1996-97
Travis Baptist, 1998
Matthew LeCroy, 2000-05
Rondell White, 2006-07
Mike Lamb, 2008
Joe Crede, 2009
Trevor Plouffe, 2010-16
Jaime Garcia, 2017
Ryan LaMarre, 2018
Logan Forsythe, 2018
C.J. Cron, 2019
Josh Donaldson, 2020
Trevor Larnach, 2021
Gary Sánchez, 2022

25

Lamar Jacobs, 1961
Jim Roland, 1964
John Sevcik, 1965
Dwight Siebler, 1965-67
Pat Kelly, 1967-68
Bruce Look, 1968
Bill Zepp, 1969-70
Rick Dempsey, 1971-72
Mike Adams, 1972-73
Luis Gómez, 1974-77
Danny Goodwin, 1979-81
Randy Bush, 1982-93
Rich Becker, 1993-97
Alex Ochoa, 1998
Doug Mientkiewicz, 1999-2000
Joe Mays, 2001-03, '05
Alexi Casilla, 2006-09
Jim Thome, 2010-11
Erik Komatsu, 2012
Pedro Florimón, 2012-14
Byron Buxton, 2015-23

26

Jay Ward, 1963
Bud Bloomfield, 1964
Jerry Fosnow, 1964-65
Jim Merritt, 1965-68
Mel Nelson, 1967
Jim Holt, 1970-74
Mike Poepping, 1975
Mike Pazik, 1976
Mike Cabbage, 1976-80
Kent Hrbek, 1981
Darrell Brown, 1983-84
Frank Eufemia, 1985
Al Newman, 1987-91
J. T. Bruett, 1992-93
Brian Raabe, 1995-96
Kevin Jarvis, 1997
Javier Valentín, 1997-99
A. J. Pierzynski, 2000-03
Pat Borders, 2004
Boof Bonser, 2006-09
José G. Morales, 2010
Brian Dinkelman, 2011
Eric Fryer, 2014-15
Max Kepler, 2016-23

27

Chuck Stobbs, 1961
Rubén Gómez, 1962
Gary Dotter, 1963
Mike Fornieles, 1963
Johnny Klippstein, 1965-66
Ron Kline, 1967
Danny Morris, 1968-69
Charley Walters, 1969
Jerry Crider, 1969
Minnie Mendoza, 1970
Bucky Guth, 1972
Glenn Borgmann, 1973
Dave Johnson, 1977-78
Mike Bacsik, 1979-80
Al Williams, 1980
Brad Havens, 1981-83
Mark Brown, 1985
Mark Davidson, 1986-88
Lee Tunnell, 1989
Terry Jorgensen, 1992-93
Mike Durant, 1996
David Ortiz, 1997-2002
Justin Morneau, 2003-05
Willie Eyre, 2006
Jeff Cirillo, 2007
Matt Macri, 2008
Craig Monroe, 2008
J.J. Hardy, 2010
Steve Holm, 2011
Chris Parmelee, 2012-14
Brandon Kintzler, 2016-17
John Curtiss, 2017-18
Ryan LaMarre, 2019
Mike Bell, 2020 (Coach)
Ryan Jeffers, 2021-23

28

Don Mincher, 1961
Pedro Ramos, 1961
Vic Power, 1962-64
Sandy Valdespino, 1965-67
Graig Nettles, 1968
Bert Blyleven, 1970-76, '85-88
Jim Shellenback, 1977
Mac Scarce, 1978
Mike Marshall, 1978-80
Al Williams, 1980-84
Chris Latham, 1998-99
Marcus Jensen, 2000
Jack Cressend, 2001-02
Jesse Crain, 2004-10
Number retired in honor of Blyleven in 2011

29

Julio Becquer, 1961
Fred Lasher, 1963
Wally Post, 1963
Chuck Nieson, 1964
Mel Nelson, 1965
George Mitterwald, 1966
Rod Carew, 1967-78
Number retired in honor of Carew in 1987

30

Jimmie Hall, 1963-64
Jay Ward, 1964
Garry Roggenburk, 1965-66
Jim Ollom, 1966
Carroll Hardy, 1967
Hal Haydel, 1970-71
Dave Goltz, 1972-79
Fernando Arroyo, 1980-82
Paul Boris, 1982
Mike Walters, 1983-84
Steve Howe, 1985
Juan Agosto, 1986
Jeff Bittiger, 1987
Francisco Oliveras, 1989
Terry Leach, 1990-91
Gregg Olson, 1997
Mike Morgan, 1998
Brian Buchanan, 2000-02
James Baldwin, 2003
Jose Offerman, 2004
Scott Baker, 2005-12
Kevin Correia, 2013-14
James Beresford, 2016
Jeff Pickler, 2018 (Coach)
LaMonte Wade, Jr., 2019-20
Kyle Garlick, 2021-23

31

Bill Dailey, 1963
Jim Perry, 1963-72
Jim Hughes, 1974-77
Darrell Jackson, 1978-82
Ken Brett, 1979
Mike Hart, 1984
Greg Gagne, 1984-86
Dan Schatzeder, 1987
Fred Toliver, 1988-89
Scott Leius, 1990-95
Dan Naulty, 1996-98
Chad Allen, 1999-2001
Rick Reed, 2001-03
J. D. Durbin, 2004
Darnell McDonald, 2007
Juan Morillo, 2009
Alex Burnett, 2010-12
Oswaldo Arcia, 2013-16
Chad Allen, 2016 (Coach)
Jeff Pickler, 2017 (Coach)
Lance Lynn, 2018
Tyler Austin, 2018-19
Austin Adams, 2019
Devin Smeltzer, 2019-22

32

Elmer Valo, 1961
Garry Roggenburk, 1963
Jim Roland, 1966
Dean Chance, 1967-69
Dick Woodson, 1970
Steve Luebber, 1971-72
Tom Johnson, 1975
Bobby Randall, 1976-80
Gary Ward, 1980-83
John Butcher, 1984-86
Neal Heaton, 1986
Dan Cladden, 1987-91
Dave Winfield, 1993-94
LaTroy Hawkins, 1995-2003
Terry Tiffée, 2004-06
Brian Buscher, 2007-09
Ron Mahay, 2010
René Rivera, 2011
Aaron Hicks, 2013-15

TWINS UNIFORM NUMBERS - 1961-2023

Logan Schafer, 2016
Drew Rucinski, 2017
Zach Duke, 2018
Oliver Drake, 2018
Matt Shoemaker, 2021
Ralph Garza Jr., 2021
Dereck Rodriguez, 2022

33

Joe Bonikowski, 1962
Jackie Collum, 1962
Rubén Gómez, 1962
Fred Lasher, 1963
Jim "Mudcat" Grant, 1964-67
Luis Tiant, 1970
Pete Hamm, 1971
Mike Pazik, 1977
Mike Marshall, 1978
Dave Edwards, 1978-80
Jack O'Connor, 1981-84
Mike Stenhouse, 1985
Frank Pastore, 1986
Sal Butera, 1987
Tom Herr, 1988
Mike Cook, 1989
Bernardo Brito, 1992-93, '95
Frankie Rodriguez, 1995-98
J. C. Romero, 1999-2005
Justin Morneau, 2006-13
Tommy Milone, 2015-16
James Rowson, 2017-18 (Coach)
Martin Pérez, 2019
J.A. Happ, 2021
John Gant, 2021
Jayce Tingler, 2022-23 (Coach)

34

Jim Roland, 1963
Dwight Siebler, 1964
Ron Clark, 1966
Ted Uhlaender, 1966
Pete Hamm, 1970
Jim Nettles, 1970
Ron Schueler, 1977
Jose M. Morales, 1978-80
Don Cooper, 1981-82
Kirby Puckett, 1984-95
Number retired in honor of Puckett in 1997

35

Ted Sadowski, 1961
Joe Altobelli, 1961
Gerry Arrigo, 1963-64
Pete Cimino, 1966
Ron Keller, 1966
Graig Nettles, 1967
Stan Williams, 1970-71
Bob Gorinski, 1977
Gary Ward, 1979
Mike Kinnunen, 1980
Bob Veselic, 1981
Jay Pettibone, 1983
Pat Putnam, 1984
Tom Klawitter, 1985
Bill Latham, 1986
John Candelaria, 1990
Ron Gardenhire, 1991-2014 (Coach/Manager)
Dillon Gee, 2017
Michael Pineda, 2019-21
Hank Conger, 2022-23 (Coach)

36

Jim Kaat, 1961-73
Jeff Holly, 1977-78
Jerry Koonsman, 1979-81
Jeff Little, 1982
Curt Wardle, 1984-85
Mark Portugal, 1985-87
Joe Niekro, 1987-88
Steve Shields, 1989
Kevin Tapani, 1989-95
Terry Steinbach, 1997-99
Rick Reed, 2001

Warren Morris, 2002
Joe Nathan, 2004-11
Clete Thomas, 2012
Terry Steinbach, 2013-14 (Coach)
Blaine Boyer, 2015
Robbie Grossman, 2016-18
Tyler Clippard, 2020
Number retired in honor of Kaat in 2022

37

Tony Oliva, 1962-63
Steve Brye, 1970-71
Bill Butler, 1977
Roric Harrison, 1978
Dan Graham, 1979
Jesus Vega, 1979
Terry Felton, 1980-81
Bobby Castillo, 1982-84
Rich Yett, 1985
Ray Fontenot, 1986
Dan Schatzeder, 1988
Paul Abbott, 1990-92
Scott Stahoviak, 1993, '95-98
Adam Johnson, 2001
Kenny Rogers, 2003
Dennys Reyes, 2006-08
Ron Mahay, 2009
Ben Revere, 2010
Jim Hoey, 2011
Sean Burroughs, 2012
Mike Pelfrey, 2013-15
Juan Centeno, 2016
Jeff Smith, 2017-18 (Coach)
Matt Wisler, 2020
Tzu Wei-Lin, 2021
Dylan Bundy, 2022
Louie Varland, 2023

38

Fred Bruckbauer, 1961
Marty Martinez, 1962
Tony Oliva, 1964
Ron Keller, 1969
Rick Dempsey, 1970
Geoff Zahn, 1977-80
Ron Washington, 1981-86
Steve Carlton, 1987-88
Karl Best, 1988
Randy St. Claire, 1989
Rick Aguilera, 1990-99
Sean Bergman, 2000
Casey Blake, 2000-02
Adam Johnson, 2003
Aaron Fultz, 2004
Luis Rodriguez, 2005-07
Philip Humber, 2008-09
Luke Hughes, 2010-12
Cole De Vries, 2012-13
Logan Darnell, 2014-15
Chris Gimenez, 2017
Matt Belisle, 2018
Blake Parker, 2019
Cory Gearrin, 2020
Rob Refsnyder, 2021
Joe Smith, 2022
Matt Wallner, 2022-23

39

Lee Stange, 1961-63
Jim Nettles, 1970
Stan Perzanowski, 1978
Brad Havens, 1981
Gary Gaetti, 1981
Ron Davis, 1982-86
George Frazier, 1986
Dwight Lowry, 1988
Mike Dyer, 1989
David West, 1991-92
Steve Dunn, 1994-95
Damian Miller, 1997
Bob Tewksbury, 1998
Chad Moeller, 2000
Juan Rincón, 2001-08
R.A. Dickey, 2009
Anthony Slama, 2010-11

P.J. Walters, 2012-13
Danny Santana, 2014-17
Adam Wilk, 2017
Trevor Hildenberger, 2017-19
Ryan Jeffers, 2020
Sandy León, 2022
Donovan Solano, 2023

40

Ed Palmquist, 1961
Bill "Shorty" Pleis, 1961
Cotton Nash, 1970
Joe Nossek, 1976 (Coach)
Sam Perlozzo, 1977
John Sutton, 1978
Kevin Stanfield, 1979
Jack Hobbs, 1981
Mark Funderburk, 1985
Juan Berenguer, 1987-90
Steve Bedrosian, 1991
Marty Cordova, 1995-99
John Barnes, 2000-01
Rick Anderson, 2002-14 (Coach)
Butch Davis, 2015-16 (Coach)
Jeff Smith, 2017 (Coach)
Bartolo Colón, 2017
Gregorio Petit, 2018
Tommy Watkins, 2019-23 (Coach)

41

Gary Dotter, 1961
John Sevcik, 1965
Mike Pazik, 1975
Eddie Lyons, 1976 (Coach)
Karl Kuehl, 1977-82 (Coach)
Tom Kelly, 1983-86 (Coach)
Tom Kelly, 1986 (Manager)
Jeff Reardon, 1987-89
Rich Garces, 1990, '93
Rich Yett, 1990
Dave Stevens, 1994-97
Eric Milton, 1998-99
Michael Restovich, 2002-04
Chris Heintz, 2005-07
Bobby Korecky, 2008
Drew Butera, 2010-13
Scott Uliger, 2014 (Coach)
Neil Allen, 2015-17 (Coach)
Garvin Alston, 2018 (Coach)
Ian Miller, 2019
Shaun Anderson, 2021
Beau Burrows, 2021
Joe Ryan, 2022-23

42

Gerry Arrigo, 1961
Jim Manning, 1962
Buzz Stephen, 1968
Ralph Rowe, 1972-75 (Coach)
Buzz Stephen, 1968
Don McMahon, 1976-77 (Coach)
Camilo Pascual, 1978-80 (Coach)
Billy Gardner, 1981-85 (Coach/Manager)
Dick Such, 1985-97 (Coach)
Butch Huskey, 2000
Mike Jackson, 2002
Number retired throughout baseball in honor of Jackie Robinson in 1997

43

Al Schroll, 1961
Don Williams, 1963
Cal Ermer, 1967-68 (Manager)
Art Fowler, 1969 (Coach)
Frank Quilici, 1971-75 (Coach/Manager)
Jerry Zimmerman, 1976-80 (Coach)
Rick Stelmazek, 1981-2012 (Coach)
Josmil Pinto, 2013-14
Mitch Garver, 2017
Addison Reed, 2018
Lewis Thorpe, 2019-21
Aaron Sanchez, 2022

TWINS UNIFORM NUMBERS - 1961-2023

44

Jim Roland, 1962, '64
Vern Morgan, 1969-75 (Coach)
Ken Landreaux, 1979-80
Mickey Hatcher, 1981
Jim Lemon, 1981-84 (Coach)
Ray Miller, 1985-86 (Manager)
Rick Renick, 1987-90 (Coach)
Chili Davis, 1991-92
Jim Deshaies, 1993-94
Jerald Clark, 1995
Dick Such, 1997-2001 (Coach)
David Lamb, 2002
Rob Bowen, 2003-04
Ramón Ortiz, 2007
Ryan Jorgensen, 2008
Bobby Keppel, 2009
Randy Flores, 2010
Wilson Ramos, 2010
Chuck James, 2011
Matt Maloney, 2012
Kyle Gibson, 2013-19
Rich Hill, 2020
Ian Hamilton, 2022

45

Ted Sadowski, 1962
Jim Holt, 1968
Johnny Goryl, 1969, '79-80 (Coach)
Bob Rodgers, 1970-74 (Coach)
Lee Stange, 1975 (Coach)
Johnny Goryl, 1979-81 (Coach/Manager)
Jim Shellenback, 1983 (Coach)
Wayne Terwilliger, 1986-94 (Coach)
Terry Mulholland, 2004-05
Scott Uliger, 1995-2004, '06-13 (Coach)
Phil Hughes, 2014-18
Taylor Motter, 2018
Jeremy Hefner, 2019 (Coach)
Kyle Barraclough, 2021
Jhareel Cotton, 2022
Andrew Stevenson, 2023

46

Gerry Arrigo, 1962
George Case, 1968 (Coach)
Charlie Silveira, 1969 (Coach)
Marty Grissom, 1970-71 (Coach)
Al Worthington, 1972-73 (Coach)
Johnny Podres, 1981-85 (Coach)
Joe Klink, 1987
Aron Gamers González, 1988-89
Scott Erickson, 1990
Terry Crowley, 1991-98 (Coach)
Bob Wells, 1999-2002
Alex Prieto, 2003
Terry Mulholland, 2004
Scott Uliger, 2004-05 (Coach)
Joe Vavra, 2006-17 (Coach)
Bobby Wilson, 2018
Chris Gimenez, 2018
Tony Diaz, 2019-23 (Coach)

47

Georges Maranda, 1962
Sandy Valdespino, 1965
Early Wynn, 1967-69 (Coach)
Sherry Robertson, 1970 (Coach)
Gary Wayne, 1989-90, '92
Jack Morris, 1991
Bret Merriman, 1993-94
Rich Robertson, 1995-97
Corey Koskie, 1998-2004
Francisco Liriano, 2005-12
Ricky Nolasco, 2014-16
Craig Breslow, 2017
Dietrich Enns, 2017
Wes Johnson, 2019-22 (Coach)
Edouard Julien, 2023

48

Joe McCabe, 1964
Johnny Goryl, 1968 (Coach)
Eric Soderholm, 1971
Bill Singer, 1976
Mike Smithson, 1984-87
Jim Winn, 1988
Jerry White, 1989, '95 (Coach)
Gary Wayne, 1991
Larry Casian, 1992-94
Carl Pavano, 2009-12
Lester Oliveros, 2014
Torii Hunter, 1997-07, '15
Alex Colomé, 2021
Tyler Thornburg, 2022
Jorge López, 2022-23

49

Bud Bloomfield, 1964
Bob Miller, 1968-69
Bill Hands, 1974
Allan Anderson, 1986-91
Luis Quinones, 1992
Mike Hartley, 1993
Dan Perkins, 1999
Kyle Lohse, 2001-06
Jason Miller, 2007
Craig Breslow, 2008-09
Jeff Manship, 2009-12
Vance Worley, 2013
Tommy Milone, 2014
Kevin Jepsen, 2015-16
Adalberto Mejia, 2016-19
Sam Dyson, 2019
Juan Minaya, 2021-22
Louie Varland, 2022
Pablo López, 2023

50

David West, 1989-90
Matt Lawton, 1995-2001
Kevin Frederick, 2002
Jesse Orsoco, 2003
Joe Beigel, 2004
Garrett Jones, 2007
Jose Mirares, 2008-11
Casey Fien, 2012-16
Neil Ramirez, 2016
Jason Wheeler, 2017
Chris Heston, 2017
Aron Slegers, 2017-18
Brent Rooker, 2020-21
Jhon Romero, 2022
Willi Castro, 2023

51

Cookie Lavagetto, 1961 (Manager)
George Strickland, 1962 (Coach)
Hal Naragon, 1963-66 (Coach)
Dave Engle, 1981
Greg Booker, 1989
Carl Willis, 1991-95
Scott Watkins, 1995
Mike Milchin, 1996
Brent Brice, 1996-97
Doug Mientkiewicz, 1998
Rob Radlosky, 1999
Matt Kinney, 2000, '02
Carlos Pulido, 2003-04
Corky Miller, 2005
Julio DePaula, 2007
Brian Fuentes, 2010
Anthony Swarzak, 2009, '11-14
Alex Meyer, 2015-16
Alex Wimmers, 2016-17
Johnny Field, 2018
Mike Morin, 2019
Carlos Torres, 2019
Brusdar Graterol, 2019
Luke Farrell, 2021
Chi Chi González, 2022
Tyler Mahle, 2022-23

52

Ed Lopat, 1961 (Coach)
Ed Fitz Gerald, 1962-64 (Coach)
Jim Lemon, 1965-67 (Coach)
Lenny Webster, 1989-90
Mauro Gozzo, 1992
Derek Lee, 1993
Kevin Campbell, 1994-95
Scott Klingenbeck, 1995-96
Shane Bowers, 1997
Danny Mota, 2000
Tony Fiore, 2001-03
Carlos Silva, 2004-07
Brian Duensing, 2009-15
Byung Ho Park, 2016
Zack Littell, 2018-20
Michael Fulmer, 2022

53

Floyd Baker, 1961-64 (Coach)
Johnny Sain, 1965-66 (Coach)
Charlie Lee, 1989
Mark Guthrie, 1989-95
Benj Sampson, 1998
Joe Mays, 1999-2000
Mike Duvall, 2001-02
Nick Blackburn, 2007-12
Gene Glynn, 2013 (Coach)
Kris Johnson, 2014
Pat Light, 2016
Hector Santiago, 2017
David Hale, 2018
Kohl Stewart, 2018-19
Danny Coulombe, 2020-22
Brent Haulbeck, 2023

54

Sam Mele, 1961 (Coach)
Gordon Maltzberger, 1962-64 (Coach)
Tim Drummond, 1989-90
Keith Garagozo, 1994
Mo Sanford, 1995
Jason Ryan, 1999-2000
Mike Ryan, 2002-03
Phil Guerrier, 2004-10, '14
Phil Dumtrait, 2011
Eric Fryer, 2013
Ervin Santana, 2015-18
Sergio Romo, 2019-20
Derek Law, 2021
Sonny Gray, 2022-23

55

Clyde McCullough, 1961 (Coach)
Danny Thompson, 1970
Paul Sorrento, 1989-90
Oscar Muñoz, 1995
Mark Redman, 1999-2001
Mike Fetters, 2003
Mike Redmond, 2005-09
Clayton Kershaw, 2010
Matt Capps, 2010-12
Chris Colabello, 2013
Neal Cotts, 2015
Taylor Rogers, 2016-21
Mark Contreras, 2022
Kody Funderburk, 2023

56

Terry Jorgensen, 1989
José Parra, 1995-96
Cleatus Davidson, 1999
Brad Thomas, 2001, '03-04
Travis Bowyer, 2005
Carmen Calí, 2007
Randy Ruiz, 2008
Rob Delaney, 2010
Dusty Hughes, 2011
Caleb Thielbar, 2013-15, '21-23
Tyler Duffey, 2015-17
Fernando Rodney, 2018

57

Tippy Martinez, 1988
John Smiley, 1992
Greg Brummett, 1993
Vince Horsman, 1995
Scott Aldred, 1996-97
Gary Rath, 1999
John Santana, 2000-07
Kyle Waldrop, 2011-12
Ryan Pressly, 2013-18
Hansel Robles, 2021
Edgar García, 2021

58

Bill Whitby, 1964
Chip Hale, 1989
Denny Neagle, 1991
Erik Schullstrom, 1994-95
Héctor Carrasco, 1998-2001
Todd Sears, 2002-03
Seth Gersinger, 2004
José G. Morales, 2007, '09
Clayton Kershaw, 2010
Scott Diamond, 2011-13
A.J. Achter, 2014-15
Fernando Abad, 2016
Andrew Albers, 2017
Justin Haley, 2017
Tim Melville, 2017
Gabriel Moya, 2017-18
Aaron Whitefield, 2020
Brandon Waddell, 2020
Nick Vincent, 2021
Trevor Megill, 2022
Dereck Rodriguez, 2023
Dylan Flor, 2023

59

Tom Edens, 1991-92
Mike Maksudian, 1993
Brad Radke, 1995
Erik Bennett, 1996
Travis Miller, 1996
Chris Latham, 1997
Jack Cressend, 2000-01
Todd Jones, 2001
Micheal Nakamura, 2003
Dave Gassner, 2005
Kevin Slowey, 2007-11
Esmerling Vásquez, 2012
Michael Tonkin, 2013-17
Stephen Gonsalves, 2018
Joan Duran, 2022-23

60

Glen Perkins, 2006-07
Brian Bass, 2008
Sean Henn, 2009
Jon Rauch, 2009-10
Jeff Gray, 2012
Pedro Hernández, 2013
J.T. Chargois, 2016
Jake Cave, 2018-21
José Godoy, 2022
Dallas Keuchel, 2023

61

Tommy Watkins, 2007
Livan Hernández, 2008
Kevin Mulvey, 2009
Matt Fox, 2010
Eric Hacker, 2011
Jared Burton, 2012-14
Ryan O'Rourke, 2015-16
Tyler Kinley, 2018
Chase De Jong, 2018-19
Cody Stashak, 2019-22
Brock Stewart, 2023

TWINS UNIFORM NUMBERS - 1961-2023

62

Al Newman, 2002-05 (Coach)
Joel Lepel, 2006 (Coach)
Liam Hendriks, 2011-13
J.R. Graham, 2015-16
Buddy Boshers, 2016-17
Andrew Vasquez, 2018-19
Oliver Ortega, 2023

63

Armando Gabino, 2009
Joe Benson, 2011
Andrew Albers, 2013
Yohan Pino, 2014
Rudy Hernandez, 2015-23 (Coach)

64

Bill Springman, 2000 (Coach)
Eric Rasmussen, 2009 (Coach)
Chris Parmelee, 2011
Tyler Robertson, 2012-13
Shairon Martis, 2013
Aaron Thompson, 2014-15
Pat Dean, 2016
Randy Rosario, 2017
Williams Astudillo, 2018-21
Jose Miranda, 2022-23

65

Nelson Prada, 2011 (Coach)
Trevor May, 2014-20
Ian Gibaut, 2021
Griffin Jax, 2022

66

Hector Santiago, 2016
Nik Turley, 2017
Juan Graterol, 2018
Jorge Alcalá, 2019-23

67

Luis Perdomo, 2012
Max Kepler, 2015
Alan Busenitz, 2017-18
Bill Evers, 2019, '21 (Coach)
Gilberto Celestino, 2022
Derek Shomon, 2023 (Coach)

68

Phil Roof, 2000, '11 (Coach)
Matt Magill, 2018-19
Randy Dobnak, 2019-21

70

Ben Rortvedt, 2021
Ronny Henriquez, 2022

71

Joe Roa, 2004
Sean Poppen, 2019-20
Jovani Moran, 2021-23

72

Pat Neshek, 2006
Caleb Thielbar, 2020

74

Ronald Torreyes, 2019
Travis Blankenhorn, 2020
Joe Ryan, 2021
Josh Winder, 2022-23

75

Nate Dammann, 2020-23 (Coach)

76

Felix Jorge, 2017
Alex Kirilloff, 2020

77

Tony Batista, 2006
Fernando Romero, 2018-19
Andrew Albers, 2021
Cole Sands, 2022-23

78

Simeon Woods Richardson, 2022-23

79

Gilberto Celestino, 2021
David Popkins, 2022-23 (Coach)

80

Ryan Eades, 2019
Elliot Soto, 2022

81

Jordan Balazovic, 2023

82

James Rowson, 2019 (Coach)
Bailey Ober, 2021

83

Griffin Jax, 2021

84

Edgar Varela, 2020-21 (Coach)
Colby Suggs, 2022-23 (Coach)

85

Charlie Barnes, 2021

86

Edwar Colina, 2020

87

Jermaine Palacios, 2022
José De León, 2023

88

Pete Maki, 2020-23 (Coach)

89

Drew Maggi, 2021

90

Caleb Hamilton, 2022

91

Luis Ramirez, 2022-23 (Coach)

99

Logan Morrison, 2018
Yennier Cano, 2022

Twins

TICKET TUESDAY

Listen Tuesday mornings
to Thunder & PT on 102.9
for your chance to win!

102.9 
THE WOLF


Audacy

TWINS TRADES 1961-2024

NO.	DATE	CLUB	RECEIVED	POS.	TRADED	POS.
1	6-1-61	Kansas City	Bill Tuttle	of	Reno Bertoia	3b
2	6-1-61	Milwaukee	Billy Martin	2b	Paul Giel	p
3	6-14-61	New York-AL	Danny McDevitt	p	Billy Consolo	ss
4	1-30-62	Cincinnati	Jerry Zimmerman	c	Billy Gardner	2b
5	4-2-62	Cleveland	Vic Power	1b	Dan Dobbek	of
			Dick Stigman	p	Pedro Ramos	of
6	5-29-62	Los Angeles-AL	Jim Donohue	p	Don Lee	p
7	8-20-62	Cleveland	Ruben Gomez	p	Jackie Collum	p
8	5-2-63	Cleveland	Jim Perry	p	Georges Maranda	p
9	6-11-64	Los Angeles-AL	Frank Kostro	of	Jack Kralick	of
					Lenny Green	of
10	6-15-64	Cleveland	Jim Grant	p	Vic Power	1b
					George Banks	3b
11	10-15-64	Washington	Ken Retzer	c	Lee Stange	p
12	12-4-64	Cincinnati	Cesar Tovar	of	Joe McCabe	c
13	4-6-66	Boston	Russ Nixon	c	Gerry Arrigo	p
			Chuck Schilling	2b	Jose Calero	1b
14	12-2-66	California	Dean Chance	p	Dick Stigman	1b
			Jackie Hernandez	ss	Pete Cimino	of
					Jimmie Hall	p
					Don Mincher	1b
15	12-3-66	Washington	Ron Kline	p	Bernie Allen	2b
					Camilo Pascual	p
16	11-28-67	Los Angeles-NL	Bob Miller	p	Jim Grant	p
			Ron Perranoski	p	Zoilo Versalles	ss
			John Roseboro	c		
17	12-2-67	Pittsburgh	Bob Oliver	1b	Ron Kline	p
18	11-21-68	Cincinnati	Leo Cardenas	ss	Jim Merritt	p
19	7-4-69	Chicago-AL	Cotton Nash	1b	Jerry Crider	p
20	7-8-69	Seattle	Darrell Brandon	p	Ron Clark	3b
21	12-12-69	Cleveland	Luis Tiant	p	Dean Chance	p
			Stan Williams	p	Bob Miller	p
					Graig Nettles	3b
					Ted Uhlaender	of
22	3-21-70	Washington	Brant Aleya	of	Joe Grzenda	p
23	10-20-70	St. Louis	Sal Campisi	p	Charley Walters	p
24	3-29-71	Detroit	Jim Kennedy	ss	Herman Hill	of
			Mike Adams	of	Bob Wissler	of
			Art Clifford	p	Bill Zepp	p
25	7-8-71	Milwaukee	Ruff Roof	c	Paul Ratliff	c
26	9-1-71	St. Louis	Dan Ford	of	Stan Williams	p
			Fred Rico	of		
27	10-22-71	Los Angeles-NL	Bob Darwin	of	Paul Powell	of
28	11-30-71	California	Dave LaRoche	p	Leo Cardenas	ss
29	12-3-71	Cincinnati	Wayne Granger	p	Tom Hall	p
30	4-7-72	Cincinnati	Greg Garrett	p	Pete Hamm	p
31	10-31-72	New York-AL	Dan Walton	of	Rick Dempsey	c
32	11-29-72	St. Louis	John Cumberland	of	Wayne Granger	p
33	11-30-72	Philadelphia	Larry Hisle	1b	Cesar Tovar	of
			Joe Lis	of		
			Ken Reynolds	p		
			Ken Sanders	p		
34	11-30-72	Chicago-NL	Joe Decker	p	Dave LaRoche	p
			Bill Hands	p		
			Bob Maneely	p		
35	3-27-73	Detroit	Danny Fife	p	Jim Perry	p
36	3-28-73	Milwaukee	Mike Ferraro	3b	Ken Reynolds	p
37	10-27-73	Kansas City	Tom Burgmeier	p	Ken Gill	p
38	10-27-73	Los Angeles-NL	Jim Fairry	of	Charlie Manuel	of
39	12-6-73	Chicago-NL	Randy Hundley	c	George Mitterwald	c
40	5-4-74	New York-AL	Mike Pazik	p	Dick Woodson	p
41	8-19-74	Oakland	Pat Bourque	1b	Jim Holt	1b
42	10-23-74	Oakland	Dan Ford	of	Pat Bourque	1b
			Dennis Myers	p		
43	6-14-75	Milwaukee	John Briggs	c	Bob Darwin	of
44	10-24-75	Philadelphia	Larry Cox	of	Sergio Ferrer	ss
45	12-23-75	Los Angeles-NL	Bob Randall	2b	Danny Walton	of
46	6-1-76	Texas	Mike Cubbage	3b	Bert Blyleven	p
			Jim Gideon	p	Danny Thompson	ss
			Bill Singer	p		
			Roy Smalley	ss		
47	12-4-78	California	Danny Goodwin	c	Dan Ford	of
			Ron Jackson	1b		
48	12-8-78	New York-NL	Jerry Koosman	p	Greg Field	p
					Jesse Orosco	p
49	2-3-79	California	Dave Engle	c	Rod Carew	1b
			Paul Hartzell	p		
			Brad Havens	p		
			Ken Landreaux	p		
50	2-12-79	Boston	Dave Coleman	of	Larry Wolfe	3b
51	4-2-79	Chicago-AL	John Verhoeven	p	John Sutton	p
52	12-6-79	Philadelphia	Pete Mackanin	2b	Paul Thormodsgard	p
53	12-6-79	Baltimore	Tom Chism	1b	Dan Graham	3b
54	12-8-80	San Diego	Chuck Baker	ss	Dave Edwards	of
55	12-12-80	Seattle	Byron McLaughlin	p	Willie Norwood	of
56	3-30-81	Los Angeles-NL	Mickey Hatcher	of	Ken Landreaux	of
			Matt Reeves	p		
			Kelly Snider	1b		
57	8-22-81	Detroit	Tim Corcoran	1b	Ron Jackson	1b
58	8-30-81	Chicago-AL	Randy Johnson	of	Jerry Koosman	p
			Ivan Mesa	ss		
			Kevin Flannery	p		
59	12-28-81	Toronto	Greg Wells	1b	Hosken Powell	of
60	1-7-82	Los Angeles-NL	Bobby Castillo	p	Scotti Madison	c

TWINS TRADES 1961-2024

NO.	DATE	CLUB	RECEIVED	POS.	TRADED	POS.
61	4-10-82	New York-AL	Bobby Mitchell Paul Boris Ron Davis Greg Gagne	of p p ss	Paul Voigt Gary Serum Roy Smalley	p p ss
62	5-11-82	California	Tom Brunansky Mike Walters	of p	Doug Corbett Rob Wilfong	p 2b
63	5-12-82	New York-AL	Pete Filson Larry Milbourne John Pacella	p 2b p	Roger Erickson Butch Wynegar	p c
64	7-2-82	Cleveland	Larry Littleton	of	Larry Milbourne	2b
65	11-1-82	Texas	Len Whitehouse	p	John Pacella	p
66	12-10-82	Toronto	Dave Baker	3b	Don Cooper	p
67	1-7-83	Houston	Rick Lysander	of	Bob Veselic	c
68	3-25-83	Detroit	Ivan Foele	c	Sal Butera	c
69	3-28-83	Los Angeles-NL	Tack Wilson	of	Wan Mesa	ss
70	6-21-83	Chicago-AL	Rusty Kuntz	of	Mike Sodders	3b
71	12-5-83	Detroit	Larry Pashnick	p	Rusty Kuntz	of
72	12-7-83	Texas	John Butcher Mike Smithson Sam Sorce	p p c	Gary Ward	of
73	8-19-84	St. Louis	Chris Speier	ss	Jay Pettibone	p
74	8-29-84	Seattle	Pat Putnam	1b	Carson Carroll	2b
75	12-7-84	San Diego	Floyd Chiffer	p	Ray Smith	c
76	1-9-85	Montreal	Mike Stenhouse	of	Jack O'Connor	p
77	2-19-85	Chicago-AL	Roy Smalley	ss	Randy Johnson Ron Scheer	1b of
78	3-27-85	Baltimore	Mark Brown	p	Brad Havens	p
79	8-1-85	Cleveland	Bert Blyleven	p	Jay Bell Curt Wardle Jim Weaver Richard Yett	ss p of p
80	12-12-85	Boston	Charlie Mitchell	p	Mike Stenhouse	of
81	1-7-86	Cleveland	Ramon Romero Roy Smith	p p	Bryan Oelkers	p
82	1-16-86	Detroit	Chris Pittaro	2b	Ken Schrom Dave Engle	p c
83	1-16-86	New York-NL	Alex Sanchez Billy Beane Joe Klink Bill Latham	of of p p	Pat Crosby Tim Teufel	of 2b
84	4-30-86	Chicago-AL	Juan Agosto Kurt Walker	p p	Pete Filson	p
85	5-20-86	Oakland	Keith Atherton	p	Eric Broersma	p
86	6-20-86	Cleveland	Neal Heaton Kevin Trudeau	p p	John Butcher	p
87	8-13-86	Chicago-NL	Ray Fontenot George Frazier Julius McDougal	p p ss	Dewayne Coleman Ron Davis	p p
88	2-3-87	Montreal	Tom Nieto Jeff Reardon	c p	Al Cardwood Neal Heaton Yorkis Perez Jeff Reed	p p p c
89	2-20-87	Montreal	Al Newman	2b	Mike Shade	p
90	3-31-87	San Francisco	David Blackley Dan Gladden	p of	Jose Dominguez Bryan Hickerson Ray Velasquez	p p p
91	6-6-87	New York-AL	Joe Niekro	p	Mark Salas	c
92	6-23-87	Philadelphia	Dan Schatzeder	p	Danny Clay Tom Schwarz	p 3b
93	7-31-87	Cleveland	Steve Carlton	p	Jeff Perry	p
94	8-31-87	Boston	Don Baylor	of	Enrique Rios	p
95	2-5-88	Philadelphia	Fred Toliver	p	Chris Calvert	c
96	2-24-88	Detroit	Doug Baker	ss	Julius McDougal	ss
97	3-24-88	Detroit	Balvino Galvez	p	Billy Beane	of
98	4-22-88	St. Louis	Tom Herr	2b	Tom Brunansky	of
99	8-28-88	Baltimore	Jim Dwyer	of	Doug Kline	p
100	10-24-88	Philadelphia	Shane Rawley	p	Eric Bullock Tom Herr Tom Nieto Bert Blyleven Kevin Trudeau	of 2b c p p
101	11-3-88	California	Mike Cook Paul Sorrento Rob Wassenaar	p 1b p	Mark Portugal	p
102	12-4-88	Houston	Todd McClure	p	Jeff Bumgarner	p
103	12-7-88	New York-NL	Wally Backman Mike Santiago	2b p	Steve Gasser Toby Nuvens	p p
104	3-20-89	New York-AL	Steve Shields	p	Balvino Galvez	p
105	3-21-89	Houston	Ramon Cedeno Mica Lewis	of 2b	Steve Lombardozi	2b
106	3-26-89	Cleveland	Carmelo Castillo	of	Keith Atherton	p
107	6-29-89	San Diego	Greg Booker	p	Fred Toliver	p
108	7-31-89	New York-NL	Rick Aguilera Tim Drummond Jack Savage Kevin Tapani David West	p p p p p	Loy McBride Frank Viola	of p
109	8-28-89	Montreal	Alonzo Powell	of	Jim Dwyer	of
110	1-12-90	Montreal	Jim Dwyer	of	Jim Davins	p
111	4-4-90	Pittsburgh	Orlando Lind Junior Ortiz	p c	Mike Pomeranz	p
112	4-12-90	Texas	Fred Manrique	2b	Jeff Satzinger	p
113	5-30-90	San Francisco	Ed Gustafson	p	Francisco Oliveras	p
114	7-27-90	Toronto	Nelson Liriano Pedro Munoz	2b of	John Candelaria	p
115	12-5-90	San Francisco	Steve Bedrosian	p	Johnny Ard	p
116	3-17-92	Pittsburgh	John Smiley	p	Jimmy Williams Midre Cummings	p of

TWINS TRADES 1961-2024

NO.	DATE	CLUB	RECEIVED	POS.	TRADED	POS.
117	3-28-92	Cleveland	Curt Leskanic	p	Denny Neagle	p
			Oscar Muñoz	p	Paul Sorrento	1b
118	8-31-92	Montreal	Darren Reed	of	Bill Krueger	p
119	11-18-92	New York-NL	Pat Howell	of	Darren Reed	of
120	12-5-92	Philadelphia	Mike Hartley	p	David West	p
121	3-26-93	Colorado	Brett Merriman	p	Rob Wassenaar	p
					Gary Wayne	p
122	8-15-93	Baltimore	Erik Schuffstrom	p	Mike Pagliarulo	3b
123	8-28-93	San Francisco	Greg Brummett	p	Jim Deshaies	p
			Andres Duncan	if		
			Aaron Fultz	p		
124	11-24-93	Chicago-NL	Dave Stevens	p	Willie Banks	p
			Matt Walbeck	c		
125	3-14-94	Montreal	Cash		Lenny Webster	c
126	8-31-94	Cleveland	Cash		Dave Winfield	dh
127	6-8-95	Cincinnati	John Courtright	p	Dave McCarty	1b
128	7-6-95	Boston	J.J. Johnson	of	Rick Aguilera	p
			Frank Rodriguez	of		
129	7-7-95	Baltimore	Kimerá Barteck	of	Scott Erickson	p
			Scott Klingenberg	p		
130	7-31-95	Los Angeles-NL	Ron Coomer	3b	Mark Guthrie	p
			Greg Hansell	p	Kevin Tapani	p
			Chris Latham	of		
			José Parra	p		
131	8-26-96	Boston	Brian Looney	p	Pat Mahomes	p
132	8-29-96	Seattle	David Ortiz	1b	Dave Hollins	3b
133	4-8-97	Cincinnati	Cash		Scott Klingenberg	p
134	8-14-97	Atlanta	Mark Lewis	of	Greg Colbrunn	1b
135	8-21-97	Seattle	Joe Mays	p	Roberto Kelly	of
			Jeromy Palki	p		
136	8-30-97	Milwaukee	Michael Fieldbinder	p	Darrin Jackson	of
137	9-5-97	Atlanta	Steve Hacker	1b	Greg Myers	c
138	12-12-97	New York-NL	Alex Ochoa	of	Rich Becker	of
139	2-6-98	New York-AL	Brian Buchanan	of	Chuck Knoblauch	2b
			Cristian Guzmán	ss		
			Eric Milton	p		
			Danny Mota	p		
140	7-31-98	Boston	John Barnes	of	Greg Swindell	p
			Matt Kinney	p	Orlando Merced	of
			Joe Thomas	p		
141	8-25-98	Chicago-NL	Scott Downs	p	Mike Morgan	p
142	11-16-98	New York-AL	Allen Butler	3b	Dan Naulty	p
143	12-14-98	Milwaukee	Darrell Nicholas	of	Alex Ochoa	of
144	3-31-99	Chicago-NL	Cash		Dan Serafini	of
145	5-21-99	Chicago-NL	Kyle Lohse	p	Rick Aguilera	p
			Jason Ryan	p	Scott Downs	p
146	8-3-99	Houston	Josh Dimmick	c	George Williams	c
147	12-7-99	Colorado	Scott Randall	c	Chris Latham	of
148	12-13-99	Florida	Johan Santana	p	Jared Camp	of
			Cash			
149	7-16-00	Colorado	Todd Sears	1b	Butch Huskey	of
			Cash		Todd Walker	2b
150	8-31-00	Boston	Hector De Los Santos	ss	Midre Cummings	of
151	9-10-00	Boston	Lew Ford	of	Hector Carrasco	c
152	3-28-01	Arizona	Hanley Frias	if	Chad Moeller	p
153	7-28-01	Detroit	Todd Jones	p	Mark Redman	p
154	7-30-01	New York-NL	Rick Reed	p	Matt Lawton	of
155	7-12-02	San Diego	Jason Bartlett	ss	Brian Buchanan	of
156	11-15-02	Milwaukee	Matt Yeatman	p	Matt Kinney	p
			Gerard Oakes	p	Javier Valentin	of
			Shannon Stewart	of	Bobby Kielty	c
			Dave Gassner	1hp		
158	8-31-03	New York-AL	Jesse Orosco	1hp	Juan Padilla	rhp
159	9-9-03	San Diego	Alex Garcia	if	Todd Sears	1b
160	11-14-03	San Francisco	Joe Nathan	rhp	A.J. Pierzynski	c
			Boof Bonser	rhp	Cash	
			Francisco Liriano	1hp		
161	12-3-03	Philadelphia	Carlos Silva	rhp	Eric Milton	1hp
			Nick Punto	if		
			Bobby Korecky	rhp		
162	12-15-03	San Francisco	J.T. Thomas	1hp	Dustan Mohr	of
163	4-21-04	Boston	Cash		Brad Thomas	1hp
164	7-31-04	Chicago-NL	Justin Jones	1hp	Doug Mientkiewicz	1b
165	7-11-05	Seattle	Bret Boone	2b	PTBNL	
			Cash			
166	12-2-05	Florida	Luis Castillo	2b	Travis Bowyer	rhp
					Scott Tyley	rhp
167	12-9-05	Los Angeles-AL	Alexi Casilla	if	J.C. Romero	1hp
168	6-15-06	Cincinnati	Brandon Roberts	of	Juan Castro	ss
169	7-31-06	Cincinnati	Zach Ward	rhp	Kyle Lohse	rhp
170	8-31-06	Chicago-NL	Phil Nevin	1b/dh	Adam Harben	rhp
171	7-30-07	New York-NL	Drew Butera	c	Luis Castillo	2b
			Dustin Martin	of		
172	8-15-07	Colorado	Matt Macri	3b	Ramón Ortiz	rhp
173	11-21-07	Chicago-NL	Craig Monroe	of	Doug Deeds	of
174	11-28-07	Tampa Bay	Delmon Young	of	Matt Garza	rhp
			Brendan Harris	if	Jason Bartlett	if
			Jason Pridie	of	Eduardo Morlan	rhp
			Carlos Gómez	of	Johan Santana	1hp
175	2-2-08	New York-NL	Philip Humber	rhp		
			Kevin Mulvey	rhp		
			Deolis Guerra	rhp		
176	8-25-08	Texas	Eddie Guardado	1hp	Mark Hamburger	rhp
177	7-31-09	Oakland	Orlando Cabrera	ss	Tyler Ladendorf	if

TWINS TRADES 1961-2024

NO.	DATE	CLUB	RECEIVED	POS.	TRADED	POS.
178	8-7-09	Cleveland	Carl Pavano	rhp	PTBNL (Yohan Pino)	rhp
179	8-28-09	Arizona	Jon Rauch	rhp	Kevin Mulvey Cash	rhp
180	11-9-09	Milwaukee	J.J. Hardy	ss	Carlos Gómez	of
181	12-10-09	Boston	PTBNL (Chris Province)	rhp	Boof Bonser	rhp
182	7-29-10	Washington	Matt Capps	rhp	Wilson Ramos	c
183	8-27-10	Los Angeles-AL	Brian Fuentes	lhp	PTBNL (Loek Van Mil)	rhp
184	12-9-10	Baltimore	Jim Hoey Brett Jacobson	rhp rhp	J.J. Hardy Brendan Harris Cash	ss if
185	12-16-10	Colorado	Paul Bargas	lhp	Jose Morales	c
186	3-28-11	Atlanta	Scott Diamond	lhp	Billy Bullock	rhp
187	8-15-11	Detroit	Cole Nelson PTBNL (Lester Oliveros)	lhp rhp	Deimon Young	of
188	8-25-11	Cleveland	Cash		Jim Thome	dh
189	12-6-11	Colorado	PTBNL (Daniel Turpen)	rhp	Kevin Slowey	rhp
190	7-28-12	Chicago-AL	Eduardo Escobar Pedro Hernandez	if lhp	Francisco Liriano	lhp
191	8-5-12	Boston	Jeremias Pineda	of	Danny Valencia	if
192	11-29-12	Washington	Alex Meyer	rhp	Denard Span	of
193	12-6-12	Philadelphia	Vance Worley Trevor May	rhp rhp	Ben Revere	of
194	7-31-13	Los Angeles-NL	PTBNL (Miguel Sulbaran)	lhp	Drew Butera	c
195	8-11-13	Kansas City	Cash or PTBNL		Jamey Carroll	if
196	8-31-13	Pittsburgh	Alex Presley PTBNL (Duke Welker)	of rhp	Justin Morneau	if
197	11-19-13	Pittsburgh	Kris Johnson	lhp	Duke Welker	rhp
198	12-18-13	Atlanta	Sean Gilmarin	lhp	Ryan Doumit	c
199	3-25-14	Pittsburgh	Cash		Vance Worley	rhp
200	4-7-14	New York-AL	Eduardo Nuñez	if	Miguel Sulbaran	lhp
201	7-24-14	Seattle	Stephen Pryor	rhp	Kendrys Morales	1b/dh
202	7-31-14	Oakland	Tommy Milone	lhp	Sam Fuld	of
203	8-9-14	Los Angeles-NL	PTBNL or Cash		Kevin Correia	of
204	8-11-14	Kansas City	Jason Adam	rhp	Josh Willingham	of
205	7-31-15	Tampa Bay	Kevin Jepsen	rhp	Alexis Tapia Chih Wei-Hu	rhp rhp
206	8-22-15	Milwaukee	Neal Cotts	lhp	PTBNL or Cash	
207	11-10-15	Arizona	Daniel Palka	of/1b	Chris Herrmann	c/of
208	11-11-15	New York-AL	John Ryan Murphy	c	Aaron Hicks	of
209	5-14-16	New York-AL	Cash		J.R. Graham	rhp
210	6-24-16	Tampa Bay	Cash		Oswaldo Arcia	of
211	7-28-16	San Francisco	Adaiberto Mejia	lhp	Eduardo Nuñez	of
212	8-1-16	Boston	Pat Light	rhp	Fernando Abad	lhp
213	8-1-16	Los Angeles-AL	Héctor Santiago	rhp	Ricky Nolasco	rhp
214	12-6-17	Seattle	Alan Bensusan	lhp	Alex Meyer	rhp
215	12-7-17	Los Angeles-AL	David Banellos	c	International Bonus Pool Money	
216	12-8-16	San Diego	Jacob Pearson	of	International Bonus Pool Money	
217	2-9-17	Pittsburgh	Justin Haley (& PTBNL or cash)	rhp	Miguel Diaz	rhp
218	5-8-17	Atlanta	Cash		Pat Light	rhp
219	7-23-17	Toronto	Kevin Chapman	rhp	Danny Santana	if/of
220	7-24-17	Atlanta	Cash Jaime Garcia Anthony Recker	lhp lhp c	Nick Tepesch Huascar Ynoa	rhp rhp
221	7-27-17	Arizona	Gabriel Moya	lhp	John Ryan Murphy	c
222	7-30-17	New York-AL	Dietrich Enns Zack Littell	lhp rhp	Jaime Garcia	lhp
223	7-31-17	Washington	Cash		Brandon Kintzler	rhp
224	2-18-18	Tampa Bay	Tyler Watson	lhp	Jermaine Palacios	if
225	3-16-18	New York-AL	Jake Odorizzi	rhp	Luis Gil	rhp
226	5-27-18	San Diego	Jake Cave	of	Phil Hughes	rhp
227	7-27-18	Arizona	Janigson Villalobos Jhoan Duran	c rhp	Eduardo Escobar	if
228	7-27-18	Houston	Gabriel Maciel Ernie De la Trinidad	of of		
229	7-30-18	Seattle	Jorge Alcalá Gilberto Celestino	rhp of	Ryan Pressly	rhp
230	7-30-18	New York-AL	Chase De Jong Ryan Costello	rhp if	Zach Duke	lhp
231	7-31-18	Los Angeles-NL	Tyler Austin Luis Rijo	1b/dh rhp	Lance Lynn	rhp
232	8-9-18	Oakland	Logan Forsythe	2b	Brian Dozier	2b
233	1-15-19	Los Angeles-AL	Luke Raley Devin Smeltzer	lhp of		
234	3-3-19	Texas	Dakota Chalmers Daniel Ozuna Xavier Moore	rhp if rhp	Fernando Rodney John Curtiss Zack Granite	rhp rhp of
235	3-3-19	Baltimore	Cash		Xavier Moore	rhp
236	3-23-19	San Francisco	International Bonus Pool Money John Andreoli		Michael Reed	of
237	4-8-19	San Francisco	Cash			
238	7-20-19	Philadelphia	Malique Ziegler	of	Tyler Austin	1b/dh
239	7-21-19	Seattle	Cash		Mike Morin	rhp
240	7-27-19	Miami	Cash Sergio Romo Chris Vallimont		Matt Magill	rhp
241	7-31-19	San Francisco	PTBNL Sam Dyson	rhp	Lewin Diaz	1b
242	8-10-19	Seattle	PTBNL		Jaylin Davis	of
243	9-8-19	Atlanta	Prelander Berroa	rhp	Kai-Wei Teng	rhp
244	1-29-20	Washington	cash			
245	2-10-20	Los Angeles-NL	Yan Miller Ryan LaMarre Hunter McMahon Kenta Maeda Jair Camargo cash	of of rhp rhp c	Ryne Harper Brusdar Graterol Luke Raley Comp. Bal. B Pick in 2020 MLB Draft	rhp rhp of

TWINS TRADES 1961-2024

NO.	DATE	CLUB	RECEIVED	POS.	TRADED	POS.
246	8-11-20	Arizona	Ildemaro Vargas	if	cash	
247	2-4-21	San Francisco	Shaun Anderson	rhp	LaMonte Wade, Jr.	of
248	7-22-21	Tampa Bay	Drew Strotman	rhp	Nelson Cruz	dh
			Joe Ryan	rhp	Calvin Faucher	rhp
249	7-30-21	Toronto	Austin Martin	if/of	José Berrios	rhp
			Simeon Woods Richardson	rhp		
250	7-30-21	St. Louis	John Gant	rhp	J.A. Happ	lhp
			Evan Sisk	lhp		
251	7-31-21	Boston	Alex Scherff	rhp	Hansel Robles	rhp
252	3-12-22	Texas	Isiah Kiner-Falefa	if	Mitch Garver	c
			Sonny Henriquez	rhp		
253	3-13-22	Cincinnati	Sonny Gray	rhp	Chase Petty	rhp
			Francis Peguero	rhp		
254	3-13-22	New York-AL	Gary Sánchez	c	Josh Donaldson	3b
			Gio Urshela	if	Isiah Kiner-Falefa	inf
					Ben Rortvedt	c
255	4-7-22	San Diego	Chris Paddack	rhp	Taylor Rogers	lhp
			Emilio Pagan	rhp	Brent Rooker	of
					PTBNL	
256	8-2-22	Baltimore	Jorge López	rhp	Yennier Cano	rhp
					Juan Nunez	rhp
					Juan Rojas	lhp
					Cade Povich	lhp
257	8-2-22	Cleveland	Sandy León	c	Ian Hamilton	rhp
258	8-2-22	Cincinnati	Tyler Mahle	rhp	Christian Encarnacion-Strand	inf
					Steve Hajjar	lhp
					Spencer Steer	inf
259	8-2-22	Detroit	Michael Fulmer	rhp	Sawyer Gipson-Long	rhp
260	11-18-22	Los Angeles-AL	Alejandro Hidalgo	rhp	Gio Urshela	inf
261	11-18-22	Cincinnati	Kyle Farmer	inf	Casey Legumina	rhp
262	1-10-23	Washington	A.J. Alexy	rhp	Cristian Jimenez	rhp
263	1-20-23	Miami	Pablo López	rhp	Luis Arraez	inf
			Jose Salas	inf		
264	1-23-23	Kansas City	Byron Chourio	of	Steven Cruz	rhp
			Michael A. Taylor	of	Evan Sisk	lhp
265	3-27-23	Baltimore	Danny Coulombe	lhp	cash	
266	7-26-23	Miami	Dylan Floro	rhp	Jorge López	rhp
267	1-29-24	Seattle	Darren Bowen	rhp	Jorge Polanco	inf
			Anthony DeSclafani	rhp		
			Gabriel Gonzalez	of		
			Justin Topa	rhp		
			Cash			
268	2-11-24	Miami	Steven Okert	lhp	Nick Gordon	utl
269	2-26-24	Los Angeles-AL	Manuel Margo	of	Noah Miller	inf
			Rayne Doncon	inf		
			Cash			

NOTE: Trades through March 1, 2024

LAST TRADE WITH...

AMERICAN LEAGUE

TRADES	TEAM	LAST TRADE
8	Baltimore	3/27/23
14	Boston	7/30/21
7	Chicago	7/28/12
15	Cleveland	8/2/22
10	Detroit	8/2/22
5	Houston	7/27/18
5	Kansas City	1/23/23
13	Los Angeles	11/18/22
16	New York	3/13/22
7	Oakland	8/9/18
12	Seattle	1/29/24
5	Tampa Bay	7/22/21
9	Texas	3/12/22
6	Toronto	7/30/21

OBTAINED
Cash
Alex Scherff
Eduardo Escobar, Pedro Hernandez
Sandy León
Michael Fulmer
Jorge Alcala, Gilberto Celestino
Michael A. Taylor
Alejandro Hidalgo
Gary Sánchez, Gio Urshela
Dakota Chalmers
Darren Bowen, Anthony DeSclafani, Gabriel Gonzalez, Justin Topa, Cash
Drew Strotman, Joe Ryan
Isiah Kiner-Falefa, Ronny Henriquez
Austin Martin, Simeon Woods Richardson

TRADED
Danny Coulombe
Hansel Robles
Francisco Liriano
Ian Hamilton
Sawyer Gipson-Long
Ryan Pressly
Steven Cruz, Evan Sisk
Gio Urshela
Josh Donaldson, Isiah Kiner-Falefa, Ben Rortvedt
Fernando Rodney
Jorge Polanco
Nelson Cruz
Mitch Garver
José Berrios

NATIONAL LEAGUE

TRADES	TEAM	LAST TRADE
6	Arizona	8/11/20
6	Atlanta	9/8/19
11	Chicago	8/30/18
9	Cincinnati	11/18/22
6	Colorado	12/6/11
6	Miami	2/11/24
13	Los Angeles	2/26/24
9	Milwaukee	8/21/15
9	New York	2/2/08
10	Philadelphia	7/20/19
7	Pittsburgh	2/9/17
6	St. Louis	7/30/21
7	San Diego	4/7/22
12	San Francisco	2/4/21
12	Washington	1/10/23

OBTAINED
Ildemaro Vargas
Ryan LaMarre
Chris Gimenez
Kyle Farmer
PTBNL (Daniel Turpen)
Steven Okert
Manuel Margo, Rayne Doncon, Cash
Neal Cotts
Carlos Gómez, Philip Humber, Kevin Mulvey, Deolis Guerra
Cash
Cash
John Gant, Evan Sisk
Chris Paddack, Emilio Pagan
Shaun Anderson
A.J. Alexy

TRADED
Cash
Cash
Bobby Wilson
Casey Legumina
Kevin Slowey
Nick Gordon
Noah Miller
PTBNL
Johan Santana
Mike Morin
Pat Light
J.A. Happ
Taylor Rogers, Brent Rooker, PTBNL
LaMonte Wade, Jr.
Christian Jimenez

HISTORY/RECORDS

TWINS ANNUAL AWARDS

CALVIN R. GRIFFITH AWARD — MOST VALUABLE TWIN

(First Twins Owner)

1961.....	Harmon Killebrew	1982.....	Gary Ward	2003.....	Shannon Stewart
1962.....	Vic Power	1983.....	John Castino	2004.....	Johan Santana
1963.....	Earl Battey	1984.....	Kent Hrbek	2005.....	Johan Santana
1964.....	Tony Oliva	1985.....	Kirby Puckett	2006.....	*Justin Morneau
1965.....	*Zoilo Versalles	1986.....	Kirby Puckett	2007.....	Torii Hunter
1966.....	Harmon Killebrew	1987.....	Jeff Reardon	2008.....	Justin Morneau
1967.....	Harmon Killebrew	1988.....	Kirby Puckett	2009.....	*Joe Mauer
1968.....	César Tovar	1989.....	Kirby Puckett	2010.....	Joe Mauer
1969.....	*Harmon Killebrew	1990.....	Brian Harper	2011.....	Michael Cuddyer
1970.....	Harmon Killebrew	1991.....	Jack Morris	2012.....	Josh Willingham
1971.....	Leo Cardenas	1992.....	Kirby Puckett	2013.....	Joe Mauer
1972.....	Rod Carew	1993.....	Brian Harper	2014.....	Phil Hughes
1973.....	Rod Carew	1994.....	Kirby Puckett	2015.....	Miguel Sanó
1974.....	Rod Carew	1995.....	Chuck Knoblauch	2016.....	Brian Dozier
1975.....	Rod Carew	1996.....	Chuck Knoblauch	2017.....	Brian Dozier
1976.....	Rod Carew	1997.....	Brad Radke	2018.....	Eddie Rosario
1977.....	*Rod Carew	1998.....	Matt Lawton	2019.....	Nelson Cruz
1978.....	Roy Smalley	1999.....	Brad Radke	2020.....	Nelson Cruz
1979.....	Roy Smalley	2000.....	Matt Lawton	2021.....	Jorge Polanco
1980.....	John Castino	2001.....	Doug Mientkiewicz	2022.....	Carlos Correa
1981.....	Doug Corbett	2002.....	Torii Hunter	2023.....	Sonny Gray

Award voted on by the Twin Cities Chapter of the BBWAA

(* — also American League MVP)

JOSEPH W. HAYNES AWARD — TWINS PITCHER OF THE YEAR

(Former Twins Executive Vice President)

1962.....	Camilo Pascual	1983.....	Ken Schrom	2004.....	*Johan Santana
1963.....	Bill Dailey	1984.....	Frank Viola	2005.....	Johan Santana
1964.....	Al Worthington	1985.....	Ron Davis	2006.....	*Johan Santana
1965.....	Jim Grant	1986.....	Bert Blyleven	2007.....	Johan Santana
1966.....	Jim Kaat	1987.....	Frank Viola	2008.....	Joe Nathan
1967.....	Dean Chance	1988.....	*Frank Viola	2009.....	Joe Nathan
1968.....	Dean Chance	1989.....	Allan Anderson	2010.....	Carl Pavano
1969.....	Jim Perry	1990.....	Rick Aguilera	2011.....	Glen Perkins
1970.....	*Jim Perry	1991.....	Jack Morris	2012.....	Scott Diamond
1971.....	Bert Blyleven	1992.....	John Smiley	2013.....	Glen Perkins
1972.....	Jim Kaat	1993.....	Rick Aguilera	2014.....	Phil Hughes
1973.....	Bert Blyleven	1994.....	Kevin Tapani	2015.....	Kyle Gibson
1974.....	Bill Campbell	1995.....	Brad Radke	2016.....	Ervin Santana
1975.....	Jim Hughes	1996.....	Frank Rodriguez	2017.....	Ervin Santana
1976.....	Bill Campbell	1997.....	Brad Radke	2018.....	José Berrios
1977.....	Dave Colt	1998.....	Mike Trombley	2019.....	Taylor Rogers
1978.....	Mike Marshall	1999.....	Brad Radke	2020.....	Kenta Maeda
1979.....	Jerry Koosman	2000.....	Eric Milton	2021.....	José Berrios
1980.....	Doug Corbett	2001.....	Joe Mays	2022.....	Jhoan Duran
1981.....	Doug Corbett	2002.....	Eddie Guardado	2023.....	Sonny Gray
1982.....	Bobby Castillo	2003.....	Johan Santana		

Award voted on by the Twin Cities Chapter of the BBWAA

(* — also American League Cy Young)

BILL BONI AWARD — TWINS OUTSTANDING ROOKIE

(Former St. Paul Dispatch-Pioneer Press Executive Sports Editor)

1962.....	Bernie Allen	1983.....	Darrell Brown	2004.....	Joe Mauer
1963.....	Jimmie Hall	1984.....	Kirby Puckett	2005.....	Jesse Crain
1964.....	*Tony Oliva	1985.....	Mark Salas	2006.....	Francisco Liriano
1965.....	Sandy Valdespino	1986.....	Steve Lombardozzi	2007.....	Matt Garza
1966.....	César Tovar	1987.....	Les Straker	2008.....	Denard Span
1967.....	*Rod Carew	1988.....	None Awarded	2009.....	Jose Mijares
1968.....	Ron Clark	1989.....	Gary Wayne	2010.....	Danny Valencia
1969.....	George Mitterwald	1990.....	Kevin Tapani	2011.....	Ben Revere
1970.....	Bert Blyleven	1991.....	*Chuck Knoblauch	2012.....	Scott Diamond
1971.....	Steve Braun	1992.....	Mike Trombley	2013.....	Caleb Thielbar
1972.....	Bob Darwin	1993.....	Pat Meares	2014.....	Danny Santana
1973.....	Jerry Terrell	1994.....	Matt Walbeck	2015.....	Miguel Sanó
1974.....	Craig Kuskick	1995.....	*Marty Cordova	2016.....	Max Kepler
1975.....	Dan Ford	1996.....	Ron Coomer	2017.....	Trevor Hildenberger
1976.....	Butch Wynegar	1997.....	None Awarded	2018.....	Jake Cave
1977.....	Paul Thormodsgard	1998.....	Eric Milton	2019.....	Luis Arraez
1978.....	Roger Erickson	1999.....	Cristian Guzmán	2020.....	Randy Dobnak
1979.....	*John Castino	2000.....	Mark Redman	2021.....	Bailey Ober
1980.....	Doug Corbett	2001.....	Luis Rivas	2022.....	Jhoan Duran
1981.....	Dave Engle	2002.....	Bobby Kielty	2023.....	Royce Lewis
1982.....	Kent Hrbek	2003.....	Lew Ford		

Award voted on by the Twin Cities Chapter of the BBWAA

(* — also American League Rookie of the Year)

JIM KAAT AWARD — DEFENSIVE PLAYER OF THE YEAR

(Former Twins Pitcher)

2012.....	Ben Revere	2016.....	Byron Buxton	2020.....	Byron Buxton
2013.....	Pedro Florimon	2017.....	Byron Buxton	2021.....	Andrelton Simmons
2014.....	Brian Dozier	2018.....	Max Kepler	2022.....	Carlos Correa
2015.....	Eddie Rosario	2019.....	Byron Buxton	2023.....	Carlos Correa

Award voted on by the Twin Cities Chapter of the BBWAA

TWINS ANNUAL AWARDS

CHARLES O. JOHNSON AWARD — MOST IMPROVED TWIN

(Former Minneapolis Star and Tribune Sports Editor)

1963.....	Lee Stange	1984.....	Frank Viola	2005.....	Carlos Silva
1964.....	Jim Kaat	1985.....	Ron Davis	2006.....	Michael Cuddyer
1965.....	Don Mincher	1986.....	Gary Gaetti	2007.....	Carlos Silva
1966.....	Jim Kaat	1987.....	Greg Gagne	2008.....	Alexi Casilla
1967.....	Ted Uhlaender	1988.....	Allan Anderson	2009.....	Michael Cuddyer
1968.....	Ted Uhlaender	1989.....	Brian Harper	2010.....	Delmon Young
1969.....	Rod Carew	1990.....	Mark Guthrie	2011.....	Glen Perkins
1970.....	César Tovar	1991.....	Shane Mack	2012.....	Ben Revere
1971.....	César Tovar	1992.....	Mark Guthrie	2013.....	Brian Dozier
1972.....	Danny Thompson	1993.....	Larry Casian	2014.....	Eduardo Escobar
1973.....	Jim Holt	1994.....	Chuck Knoblauch	2015.....	Aaron Hicks
1974.....	Glenn Borgmann	1995.....	Pedro Muñoz	2016.....	Brian Dozier
1975.....	Phil Roof	1996.....	Rich Becker	2017.....	Byron Buxton
1976.....	Lyman Bostock	1997.....	Brad Radke	2018.....	Kyle Gibson
1977.....	Rod Carew	1998.....	Todd Walker	2019.....	Mitch Garver
1978.....	Roy Smalley	1999.....	Eric Milton	2020.....	Matt Wisler
1979.....	Rob Wilfong	2000.....	Cristian Guzman	2021.....	Jorge Polanco
1980.....	John Castino	2001.....	Joe Mays	2022.....	Nick Gordon
1981.....	Sal Butera	2002.....	LaTroy Hawkins	2023.....	Ryan Jeffers
1982.....	Gary Ward	2003.....	Johan Santana		
1983.....	Mickey Hatcher	2004.....	Juan Rincón		

Award voted on by the Twin Cities Chapter of the BBWAA

SHERRY ROBERTSON AWARD — TWINS OUTSTANDING FARM SYSTEM POSITION PLAYER*

(Former Twins Farm Director)

1970.....	Mark Wiley	1988.....	Pete Delkus	2006.....	Alexi Casilla
1971.....	Steve Brye	1989.....	Paul Sorrento	2007.....	Brian Buscher
1972.....	Tom Smithson	1990.....	Denny Neagle	2008.....	Ben Revere
1973.....	Craig Kucick	1991.....	Pat Mahomes	2009.....	Ben Revere
1974.....	Butch Wynegar	1992.....	Marty Cordova	2010.....	Joe Benson
1975.....	Steve Luebber	1993.....	LaTroy Hawkins	2011.....	Brian Dozier
1976.....	Dan Graham	1994.....	LaTroy Hawkins	2012.....	Oswaldo Arcia
1977.....	Greg Field	1995.....	Javier Valentin	2013.....	Byron Buxton
1978.....	Steve Douglas	1996.....	Todd Walker	2014.....	Kennys Vargas
1979.....	Steve Green	1997.....	David Ortiz	2015.....	Max Kepler
1980.....	Bob Konopa	1998.....	Doug Mientkiewicz	2016.....	Zack Granite
1981.....	Kent Hrbek	1999.....	Michael Restovich	2017.....	Mitch Garver
1982.....	Jeff Reed	2000.....	John Barnes	2018.....	Alex Kiriloff
1983.....	Tim Teufel	2001.....	Michael Cuddyer	2019.....	Trevor Larnach
1984.....	Curt Wardle	2002.....	Lew Ford	2021.....	Jose Miranda
1985.....	Mark Davidson	2003.....	Joe Mauer	2022.....	Matt Wallner
1986.....	Gene Larkin	2004.....	Jason Kubel	2023.....	Brooks Lee
1987.....	Mike Dyer	2005.....	David Winfree		

JIM RANTZ AWARD — TWINS OUTSTANDING FARM SYSTEM PITCHER*

(Former Twins Director of Minor Leagues)

2002.....	J.D. Durbin	2009.....	David Bromberg	2016.....	Stephen Gonsalves
2003.....	Jesse Crain	2010.....	Kyle Gibson	2017.....	Aaron Slegers
2004.....	Scott Baker	2011.....	Liam Hendriks	2018.....	Lewis Thorpe
2005.....	Francisco Liriano	2012.....	B.J. Hermesen	2019.....	Randy Dobnak
2006.....	Matt Garza	2013.....	Andrew Albers	2021.....	Louie Varland
2007.....	Kevin Slowey	2014.....	José Berríos	2022.....	Louie Varland
2008.....	Anthony Slama	2015.....	José Berríos	2023.....	Cory Lewis

* the Twins presented two awards beginning in 2002 to distinguish between position players (Sherry Robertson Award) and pitchers.

DICK SIEBERT AWARD — UPPER MIDWEST PLAYER OF THE YEAR

(Former University of Minnesota Baseball Coach)

1962.....	Dick Stigman, MIN	1983.....	Mike Boddicker, BAL	2004.....	Keith Foulke, BOS
1963.....	John Blanchard, NYY	1984.....	Kent Hrbek, MIN	2005.....	Travis Hafner, CLE
1964.....	Bob Johnson, BAL	1985.....	Dave Winfield, NYY	2006.....	Joe Mauer, MIN
1965.....	Jerry Kindall, MIN	1986.....	Jack Morris, DET	2007.....	Pat Neshek, MIN
1966.....	Rick Reichardt, CAL	1987.....	Paul Molitor, MIL	2008.....	Joe Mauer, MIN
1967.....	Lee Stange, BOS	1988.....	Dave Winfield, NYY	2009.....	Joe Mauer, MIN
1968.....	Jerry Koonsman, NYY	1989.....	Terry Steinbach, OAK	2010.....	Joe Mauer, MIN
1969.....	Jerry Koonsman, NYM	1990.....	Mike Boddicker, BOS	2011.....	Jeremy Hellickson, TB
1970.....	Jerry Koonsman, NYM	1991.....	Jack Morris, MIN	2012.....	Joe Mauer, MIN
1971.....	Dick Green, OAK	1992.....	Dave Winfield, MIN	2013.....	Jordan Zimmermann, WAS
1972.....	Denis Menke, CIN	1993.....	Paul Molitor, TOR	2014.....	Pat Neshek, STL
1973.....	John Hiller, DET	1994.....	Paul Molitor, TOR	2015.....	Tony Watson, PIT
1974.....	Dave Winfield, SD	1995.....	Dan Wilson, SEA	2016.....	Brad Hand, SD
1975.....	Dave Goltz, MIN	1996.....	Paul Molitor, MIN	2017.....	Joe Mauer, MIN
1976.....	Tom Poquette, KC	1997.....	Denny Neagle, ATL	2018.....	Joe Mauer, MIN
1977.....	Tom Johnson, MIN	1998.....	Rick Helling, TEX	2019.....	Nick Anderson, MIA/TB
1978.....	Paul Molitor, MIL	1999.....	Rick Helling, TEX	2020.....	Brad Hand, CLE
1979.....	Dave Winfield, SD	2000.....	Darin Erstad, ANA	2021.....	Jared Walsh, LAA
1980.....	Paul Molitor, MIL & Jack Morris, DET	2001.....	Aaron Sele, SEA	2022.....	Daulton Varsho, ARI
1981.....	Jack Morris, DET	2002.....	Jarrod Washburn, ANA	2023.....	Mitch Keller, PIT
1982.....	Paul Molitor, MIL	2003.....	Jim Brower, SF		

Award voted on by the Twin Cities Chapter of the BBWAA

TWINS ANNUAL AWARDS

CARL R. POHLAD AWARD — OUTSTANDING COMMUNITY SERVICE

(Late Twins Owner)

Established in 1993, the Carl R. Pohlad Award is named after the late Twins owner who always felt the need to return something to his community. Voted on by the Twins Community Fund Board of Directors, the award recognizes a Twins player whose work and dedication on behalf of the ball club benefit communities throughout the Upper Midwest.

1993.....	Brian Harper	2004.....	Torii Hunter	2015.....	Brian Dozier
1994.....	Kent Hrbek	2005.....	Ron Gardenhire	2016.....	Eduardo Escobar
1995.....	Kirby Puckett	2006.....	Michael Cuddyer	2017.....	Kyle Gibson
1996.....	Paul Molitor	2007.....	Johan Santana	2018.....	José Berríos
1997.....	Rick Aguilera	2008.....	Joe Mauer	2019.....	Nelson Cruz
1998.....	Terry Steinbach	2009.....	Justin Morneau	2020.....	Byron Buxton
1999.....	Ron Coomer	2010.....	Jesse Crain	2021.....	Taylor Rogers
2000.....	Denny Hocking	2011.....	Carl Pavano	2022.....	Carlos Correa
2001.....	Corey Koskie	2012.....	Denard Span	2023.....	Pablo López
2002.....	Brad Radke	2013.....	Glen Perkins		
2003.....	Doug Mientkiewicz	2014.....	Brian Duensing		

MIKE AUGUSTIN AWARD “MEDIA GOOD GUY” AWARD

(Former Pioneer Press Sports Writer)

2006.....	Torii Hunter
2007.....	Torii Hunter
2008.....	Joe Nathan
2009.....	Denard Span
2010.....	Michael Cuddyer
2011.....	Michael Cuddyer
2012.....	Glen Perkins
2013.....	Brian Dozier
2014.....	Ron Gardenhire
2015.....	Torii Hunter
2016.....	Terry Ryan
2017.....	Chris Gimenez
2018.....	Kyle Gibson
2019.....	Kyle Gibson
2020.....	Taylor Rogers
2021.....	Josh Donaldson
2022.....	Carlos Correa
2023.....	Pablo López

Award voted on by the Twin Cities Chapter of the BBWAA

BOB ALLISON AWARD LEADERSHIP AWARD

(Former Twins Outfielder)

2005.....	Mike Redmond
2006.....	Brad Radke
2007.....	Mike Redmond
2008.....	Justin Morneau
2009.....	Michael Cuddyer
2010.....	Michael Cuddyer
2011.....	Michael Cuddyer
2012.....	Justin Morneau
2013.....	Justin Morneau
2014.....	Kurt Suzuki
2015.....	Torii Hunter
2016.....	Brian Dozier
2017.....	Brian Dozier
2018.....	Joe Mauer
2019.....	Nelson Cruz
2020.....	Nelson Cruz
2021.....	Nelson Cruz
2022.....	Carlos Correa
2023.....	Carlos Correa

Award voted on by the Twin Cities Chapter of the BBWAA

HERB CARNEAL AWARD LIFETIME ACHIEVEMENT AWARD

(Former Twins Broadcaster)

2006.....	Herb Carneal
2007.....	Tom Mee
2008.....	Carl Pohlad
2009.....	Jerry Bell
2010.....	Bert Blyleven
2011.....	John Gordon
2012.....	Jim Rantz
2013.....	Tony Oliva
2014.....	None Awarded
2015.....	Tom Kelly
2016.....	Rod Carew
2017.....	Rick Stelmazek
2018.....	Jack Morris
2019.....	John Anderson
2020.....	None Awarded
2021.....	Mike Radcliff
2022.....	Patrick Reusse
2023.....	Dick Bremer

Award voted on by the Diamond Awards Committee

KIRBY PUCKETT AWARD ALUMNI COMMUNITY SERVICE

(Former Twins Outfielder)

2006.....	Harmon Killebrew
2007.....	Tony Oliva
2008.....	Kent Hrbek
2009.....	Rod Carew
2010.....	Bert Blyleven
2011.....	Terry Steinbach
2012.....	Roy Smalley
2013.....	Frank Quilici
2014.....	Jim Kaat
2015.....	Julio Becquer
2016.....	Jim “Mudcat” Grant
2017.....	Tim Laudner
2018.....	Corey Koskie
2019.....	Justin Morneau
2020.....	LaTroy Hawkins
2021.....	Joe Mauer
2022.....	Al Newman
2023.....	Tommy Watkins

Award voted on by the Twins Community Fund Board of Directors

TERRY RYAN AWARD — PLAY BALL! MINNESOTA

(Former Twins Executive VP/General Manager)

2006.....	John Wilkens	2015.....	Craig Anderson
2007.....	Bill Peterson	2016.....	Kim Niederluecke
2008.....	Tink Larson	2017.....	Jim Pettersen
2009.....	Jim Peck	2018.....	Paul Karst
2010.....	Ed Lippert	2019.....	Joe Kreger
2011.....	Dale Welter	2020.....	Charles “Corky” Reynolds
2012.....	Jim Berbee	2021.....	Todd Smrekar
2013.....	Steve Winfield	2022.....	Laura Day
2014.....	Larry Gallagher	2023.....	Frank White

Award voted on by the Twins Community Fund Board of Directors

TWINS ANNUAL AWARDS AND HONORS

MVP/PLAYER OF THE YEAR

1965 AL MVP	Zoilo Versalles
1965 TSN AL Player of the Year	Tony Oliva
1969 AL MVP	Harmon Killebrew
1969 TSN AL Player of the Year	Harmon Killebrew
1970 TSN AL Player of the Year	Harmon Killebrew
1971 TSN AL Player of the Year	Tony Oliva
1975 Joe Cronin Award/AL Player of the Year	Rod Carew
1977 AL MVP	Rod Carew
1977 TSN MLB Player of the Year	Rod Carew
2006 AL MVP	Justin Morneau
2006 Baseball America MLB Player of the Year	Johan Santana
2009 AL MVP	Joe Mauer

CY YOUNG AWARD/PITCHER OF THE YEAR

1965 TSN AL Pitcher of the Year	Jim Grant
1966 TSN AL Pitcher of the Year	Jim Kaat
1970 AL Cy Young Award	Jim Perry
1988 AL Cy Young Award	Frank Viola
1988 TSN AL Pitcher of the Year	Frank Viola
2004 AL Cy Young Award	Johan Santana
2004 TSN AL Pitcher of the Year	Johan Santana
2006 AL Cy Young Award	Johan Santana

ROOKIE OF THE YEAR

1964 AL Rookie of the Year	Tony Oliva
1964 TSN AL Rookie Player of the Year	Tony Oliva
1967 AL Rookie of the Year	Rod Carew
1967 TSN AL Rookie Player of the Year	Rod Carew
1970 TSN AL Rookie Pitcher of the Year	Bert Blyleven
1976 TSN AL Rookie Player of the Year	Butch Wynegar
1979 AL Co-Rookie of the Year	John Castino with Alfredo Griffin
1991 AL Rookie of the Year	Chuck Knoblauch
1991 TSN AL Rookie Player of the Year	Chuck Knoblauch
1995 AL Rookie of the Year	Marty Cordova

ROBERTO CLEMENTE AWARD

1977	Rod Carew
1994	Dave Winfield
1996	Kirby Puckett
2021	Nelson Cruz

BRANCH RICKEY AWARD - COMMUNITY SERVICE

1993	Kirby Puckett
1998	Paul Molitor

ROBERT O. FISHEL PUBLIC RELATIONS AWARD

1988	Tom Mee
2020	Dustin Morse

DONALD DAVIDSON TRAVELING SECRETARY OF THE YEAR AWARD

2000	Remzi Kiratli
2023	Mike Herman

ORGANIZATION OF THE YEAR AWARD

2000	Topps
2002	Baseball America
2002	USA Today
2004	Baseball America

TOPPS LONG & MERITORIOUS SERVICE AWARD

1984	George Brophy
1997	Jim Rantz

CHIEF BENDER AWARD - SCOUT OF THE YEAR

2008	Jim Rantz
2011	Mike Radcliff
2021	Mike Bell

BASEBALL AMERICA MINOR LEAGUE PLAYER OF THE YEAR

2003	Joe Mauer
2013	Byron Buxton

MANAGER OF THE YEAR

1965 TSN Major League Manager of the Year	Sam Mele
1965 AP AL Manager of the Year	Sam Mele
1965 UPI AL Manager of the Year	Sam Mele
1987 UPI AL Manager of the Year	Tom Kelly
1991 TSN AL Manager of the Year	Tom Kelly
1991 UPI AL Manager of the Year	Tom Kelly
1991 AL Manager of the Year	Tom Kelly
2004 TSN AL Manager of the Year	Ron Gardenhire with Buck Showalter
2008 Baseball America AL Manager of the Year	Ron Gardenhire
2010 TSN AL Manager of the Year	Ron Gardenhire
2010 AL Manager of the Year	Ron Gardenhire
2015 TSN AL Manager of the Year	Paul Molitor
2017 AL Manager of the Year	Paul Molitor
2019 AL Manager of the Year	Rocco Baldelli

EXECUTIVE OF THE YEAR

1965 TSN Executive of the Year	Calvin Griffith
1991 TSN Executive of the Year	Andy MacPhail
2002 TSN Executive of the Year	Terry Ryan
2004 Baseball America's MLB Executive of the Year	Terry Ryan
2006 TSN Executive of the Year	Terry Ryan

ROLAIDS RELIEF MAN AWARD/ FIREMAN OF THE YEAR

1969 TSN AL Fireman of the Year	Ron Perranoski
1970 TSN AL Fireman of the Year	Ron Perranoski
1976 TSN AL Fireman of the Year	Bill Campbell
1976 Roloids Relief Man Award	Bill Campbell
1979 TSN co-AL Fireman of the Year	Mike Marshall with Jim Kern
1987 TSN co-AL Fireman of the Year	Jeff Reardon with Dave Righetti
2009 Roloids Relief Man Award	Joe Nathan (tied with Mariano Rivera)

COMEBACK PLAYER OF THE YEAR

1967 AP American League	Dean Chance
1979 UPI American League	Jerry Kosman
1991 TSN American League	Jack Morris
2010 AL Comeback Player of the Year	Francisco Liriano

USA TODAY MINOR LEAGUE PLAYER OF THE YEAR

2005	Francisco Liriano
2006	Matt Garza

EDGAR MARTÍNEZ AWARD - OUTSTANDING DH

1991	Chili Davis
1996	Paul Molitor
2019	Nelson Cruz

JOE CRONIN AWARD - AL ACHIEVEMENT

1975	Rod Carew
1993	Dave Winfield

MARVIN MILLER "MAN OF THE YEAR"

1998	Paul Molitor
2007	Torii Hunter

WILSON DEFENSIVE PLAYER OF THE YEAR

2017	Byron Buxton
------	--------------

ALL-MLB TEAMS

2019	Nelson Cruz, DH (first team)
2020	Nelson Cruz, DH (second team)
	Kenta Maeda, SP (second team)

MUHAMMAD ALI SPORTS HUMANITARIAN AWARD

2020	Nelson Cruz
------	-------------

STAR TRIBUNE SPORTS PERSON OF THE YEAR AWARD

2001	Joe Mauer
2002	Harry Crump
2006	Twins Organization
2010	Earl Santee
2019	Nelson Cruz

TWINS ANNUAL AWARDS AND HONORS

AMERICAN LEAGUE PLAYER OF THE MONTH

1974	May	Rod Carew (.425, 37 H, 6 2B, 10 RBI)
1975	May	Jim Hughes (6-0, 0.69 ERA, 5 CG, 7.0 IP SHO relief)
1977	June	Rod Carew (.482, 54 H, 7 2B, 8 3B, 3 HR, 30 RBI)
1977	September	Rod Carew (.439, 37 H, 5 2B, 1 3B, 2 HR, 464 OBP)
1984	July	Kent Hrbek (.368, 31 RBI, 76 TB, .717 SLG)
1986	April	Kirby Puckett (.396, 68 TB, 36 H, 8 HR, 22 R)
1986	June	Kent Hrbek (.400, 726 SLG, 8 HR, 27 RBI)
1989	August	Kent Hrbek (.370, 7 HR, 23 RBI, 69 TB, 6 GW-RBI, 21 R)
1992	May	Kirby Puckett (.374, 23 R, 40 H, 7 HR, 25 RBI)
1992	June	Kirby Puckett (.336, 24 R, 40 H, 5 HR, 24 RBI)
2002	April	Tori Hunter (.371, 39 H, 9 HR, 20 RBI)
2006	June	Joe Mauer (.452, 42 H, 14 RBI, 187 R, .528 OBP)
2007	May	Justin Morneau (.314, 33 H, 10 HR, 29 RBI, .667 SLG)
2009	May	Joe Mauer (.414, 41 H, 11 SLG, 32 RBI, 500 OBP, .838 SLG)
2010	July	Delmon Young (.434, 12 2B, 6 HR, 30 RBI, .736 SLG)
2021	April	Byron Buxton (.426, 8 2B, 8 HR, 14 RBI, .466 OBP, .897 SLG)

THE SPORTING NEWS/LOUISVILLE SILVER SLUGGER AWARD

Kirby Puckett	1986, '87, '88, '89, '92 and '94
Chuck Knoblauch	1995 and '97
Paul Molitor	1996
Joe Mauer	2006, '08, '09, '10 and '13
Justin Morneau	2006 and '08
Josh Willingham	2012
Nelson Cruz	2019 and '20
Mitch Garver	2019
Luis Arraez	2022

RAWLINGS GOLD GLOVE AWARD WINNERS

1961	Earl Battey, c	1968	Jim Kaat, p
1962	Earl Battey, c	1969	Jim Kaat, p
	Jim Kaat, p	1970	Jim Kaat, p
	Vic Power, 1b	1971	Jim Kaat, p
1963	Jim Kaat, p	1972	Jim Kaat, p
	Vic Power, 1b	1973	Jim Kaat, p
	Zoilo Versalles, ss	1986	Gary Gaetti, 3b
1964	Jim Kaat, p		Kirby Puckett, cf
1965	Jim Kaat, p	1987	Gary Gaetti, 3b
	Zoilo Versalles, ss		Kirby Puckett, cf
1966	Jim Kaat, p	1988	Gary Gaetti, 3b
	Tony Oliva, rf		Kirby Puckett, cf
1967	Jim Kaat, p		

AMERICAN LEAGUE PITCHER OF THE MONTH

1987	July	Frank Viola (5-0, 2 CG, 1.88 ERA, 1 SHO, 48 IP)
1988	May	Frank Viola (6-0, 1.53 ERA, 2 CG, 2 SHO, 47 IP, 39 K)
1991	May	Scott Erickson (5-0, 1.36 ERA, 46.1 IP, 1 SHO)
1991	June	Jack Morris (6-0, 2 CG, 1 SHO)
1991	August	Kevin Tapani (5-0, 48 IP, 1 CG, 8-game win-streak)
1992	April	Bill Krueger (4-0, 0.84 ERA, 32 IP, 18 H, 3 ER, 16 K, 1 SHO)
1992	June	John Smiley (4-0, 1.34 ERA, 47 IP, 34 H, 8 BB, 35 K)
1993	June	Rick Aguilera (10 saves, 0.00 ERA, 13 IP, 39/42 batters retired)
1997	July	(co-with Finley) Brad Radke (6-0, 1.57 ERA, 46 IP, 10 BB, 30 K)
2001	April	Brad Radke (5-0, 2.23 ERA, 48.1 IP, 4 BB, 25 K)
2003	August	Johan Santana (5-0, 1.07 ERA, 42.0 IP, 10 BB, 44 K)
2004	July	Johan Santana (3-2, 1.17 ERA, 46.0 IP, 14 H, 61 K)
2004	August	Johan Santana (6-0, 2.08 ERA, 43.1 IP, 7 BB, 52 K)
2004	September	Johan Santana (5-0, 0.45 ERA, 40.0 IP, 7 BB, 52 K)
2006	June	Johan Santana (5-0, 1.05 ERA, 43.0 IP, 24 H, 44 K)
2006	September	Johan Santana (3-1, 1.78 ERA, 35.1 IP, 38 K)
2010	April	Francisco Liriano (3-0, 0.93 ERA, 29.0 IP, 27 K)

AMERICAN LEAGUE ROOKIE OF THE MONTH

2006	June	Francisco Liriano (4-1, 2.31, 35.0 IP, 35 K)
2006	July	Francisco Liriano (4-1, 1.51, 41.2 IP, 55 K)
2006	September	Boof Bonser (4-1, 2.63, 37.2 IP, 30 K)
2011	June	(co-with Weeks) Ben Revere (.294, 30 H, 14 R, 7 SB)
2015	August	Miguel Sanó (.278, 7 2B, 9 HR, 26 RBI, 1.006 OPS)
2022	July	Jose Miranda (.353, 2 2B, 5 HR, 19 RBI, 1.008 OPS)
2023	September/October	Royce Lewis (.313, 2 2B, 6 HR, 23 RBI, 1.022 OPS)

BOLD denotes AL Platinum Glove winner (since 2011)

1989	Gary Gaetti, 3b		Johan Santana, p
	Kirby Puckett, cf	2008	Joe Mauer, c
1991	Kirby Puckett, cf	2009	Joe Mauer, c
1992	Kirby Puckett, cf	2010	Joe Mauer, c
1997	Chuck Knoblauch, 2b	2017	Byron Buxton, cf
2001	Tori Hunter, cf		Brian Dozier, 2b
	Doug Mientkiewicz, 1b		
2002	Tori Hunter, cf		
2003	Tori Hunter, cf		
2004	Tori Hunter, cf		
2005	Tori Hunter, cf		
2006	Tori Hunter, cf		
2007	Tori Hunter, cf		

AMERICAN LEAGUE PLAYER OF THE WEEK

1974	April 30	Bill Campbell (20.1 innings of scoreless relief)
	July 2	Tony Oliva (4 HR, 12 hits in 2 days)
1975	June 8	Rod Carew (.647)
1976	Sept. 5	Rod Carew (.467, 9 R, 5 HR, stole home)
1977	June 27	Rod Carew (.607)
1979	May 6	Mike Marshall (5 G, 3-0, 2 saves)
	June 1	Roy Smalley (.462, 3 HR, 11 RBI)
1981	May 3	Roy Smalley (.476, 3 GW-RBI)
1982	July 4	Gary Ward (.400, 4 HR, 12 RBI, 1.080 SLG)
	Sept. 12	Gary Ward (3 HR, 9 RBI)
1984	August 19	Mickey Hatcher (.556, 5 2B, 28 TB, 6 RBI)
1985	August 18	Bert Blyleven (1.50 ERA, 2 CG, 1 SHO, 16 K)
1986	April 27	Kirby Puckett (.462, 4 HR, .962 SLG)
	June 22	(co-winner with Sutton) Kent Hrbek (.414, 4 HR, 12 RBI)
	August 3	Kirby Puckett (.519, 14 H, 2 HR, 8 RBI, .963 SLG)
1987	August 31	(co-winner with Lansford) Kirby Puckett (.577, 8 R)
1988	May 1	Kent Hrbek (.478, 4 2B, 1.174 SLG)
	May 29	(co-winner with Flier) Jeff Reardon (5 saves in 5 games)
	June 5	Greg Gagne (.529, 1.176 SLG, 7 HR)
	August 14	Dan Gladden (.566, 4 SB, 7 R)
1989	June 18	Gary Gaetti (.360, 8 R, 4 HR, 10 RBI, .840 SLG)
	June 25	Dan Gladden (14 H, 10 R, 2 HR, 8 RBI)
	July 2	Frank Viola (2-0, 2 CG, 0.50 ERA, 11 K, 1 SHO)
	July 30	Kent Hrbek (6 R, 3 HR, 13 RBI, 1.000 SLG)
1990	July 15	Kent Hrbek (.563, 3 HR, 4 RBI, 1.188 SLG, .682 OBP)
1992	June 7	Kirby Puckett (.414, 3 HR, 10 RBI)
	June 28	Brian Harper (.632, 6 R, 2 HR, 7 RBI, 1.053 SLG)
1993	May 16	Dave Winfield (.522, 12 H, 7 R, 3 HR, 6 RBI)
	June 13	Shane Mack (400, 3 HR, 10 RBI)
	Sept. 12	Kevin Tapani (2-0, 0.57 ERA, 15.2 IP, 1 ER, 14 K, 1 SHO)
1994	May 1	Scott Erickson (no-hitter April 27 vs. MIL, 9.0 IP, 4 BB, 5 K)
1995	May 21	Marty Cordova (Homered in 5 cons. games, May 16-20)
	Sept. 3	Chuck Knoblauch (.545, 6 R, 3 2B, 2 HR, 5 RBI)
1996	April 7	Dave Hollins (.615, 6 R, 2 HR, 5 RBI)
	July 7	Chuck Knoblauch (.536, 4 2B, 2 3B, 3 HR, 9 RBI, 3 SB)
1997	Sept. 21	Brad Radke (6 R, 3 HR, 17.2 IP, 2 ER, 2 BB, 13 K)
1998	July 26	Todd Walker (.750, 15 H, 8 R, 1.050 SLG, .783 OBP)
1999	Sept. 12	Eric Milton (no-hitter, Sept. 11 vs. ANA, 9.0 IP, 2 BB, 13 K)
2001	July 8	Matt Lawton (.586, 11 runs, 4 HR, 10 RBI)
2002	June 9	Jacque Jones (.538, 14 hits, 10 RBI, 24 TB, .923 SLG, 571 OBP)
2003	May 11	Jacque Jones (.560, 14 hits, 10 R, 24 TB, .960 SLG, 560 OBP)
	June 22	(co-with Wells) Corey Koskie (.429, 10 R, 11 RBI, 25 TB, .893 SLG)
2004	May 16	(co-with Martinez) Joe Nathan (0.00 ERA, 4 saves, 4.0 IP, 5 K)
	June 20	Johan Santana (2-0, 2.25 ERA, 16.0 IP, 19 K)
	Sept. 19	Johan Santana (2-0, 0.00 ERA, 15.0 IP, 21 K)
2005	June 13	Tori Hunter (.381, 9 R, 3 HR, 5 RBI, 21 TB, 1.000 SLG, .458 OBP)
	July 5	Joe Nathan (0.00 ERA, 5 saves, 5.0 IP, 5 K)
	August 22	Lew Ford (.364, 7 R, 3 HR, 10 RBI, 21 TB, .636 SLG)
2006	June 5	Joe Mauer (.625, 5 2B, 4 RBI, 6 BB in 6 G)
	June 11	Tori Hunter (.625, 15-24, 5 2B, 4 RBI, 2 SB)
2007	July 8	Justin Morneau (.438, 4 HR, 13 RBI)
	August 19	Johan Santana (1-0, 1.80 ERA, 15.0 IP, 21 K)
2008	Sept. 14	Carlos Gomez (.333, 2 2B, 1 3B, 10 RBI)
2009	May 26	Joe Mauer (.458, 4 HR, 25 TB, 13 RBI, 12 R)
	July 6	Justin Morneau (.480, 4 HR, 26 TB, 8 RBI)
	Sept. 21	Michael Cuddyer (.292, 2 2B, 3 HR, 11 RBI)
	October 5	(co-with Young) Jason Kubel (.423, 3 HR, 12 RBI)
	October 5	(co-with Kubel) Delmon Young (.448, 3 HR, 12 RBI)
2010	July 6	Jim Thome (.400, 4 HR, 1 2B, 1 3B, 7 R, 1.150 SLG)
2011	May 9	Francisco Liriano (no-hitter May 3 at CWS)
	August 22	Jim Thome (600th career HR & 2-HR game, Aug. 15 at DET)
2012	April 9	Josh Willingham (.455, 2B, 3 HR, 4 RBI in 6 games)
2014	April 6	(co-with J. Hamilton) Chris Colabello (.391, 4 2B, HR, 11 RBI, 4 R)
	August 24	Trevor Plouffe (.367, 5 2B, 2 HR, 10 RBI, 6 R in 7 G)
	August 24	Danny Santana (.378, 2 2B, 3 HR, 6 RBI, 7 R in 8 G)
2016	May 31	Joe Mauer (.440, 7 R, 4 HR, 7 RBI)
	July 10	Kennys Vargas (.471, 5 2B, 3 HR, 4 RBI, 6 BB in 6 G)
	August 8	(co-with Mauer) Max Kepler (.370, 9 R, 4 HR, 11 RBI, 6 BB in 7 G)
	August 8	(co-with Kepler) Joe Mauer (.560, 8 R, 6 2B, 3B, HR, 9 RBI in 6 G)
2017	April 30	Miguel Sanó (.524, 3 HR, 11 RBI in 5 G)
	August 13	Edie Rosario (.444, 4 HR, 9 RBI, 10 R in 7 G)
	August 27	Byron Buxton (.333, 5 HR, 10 RBI in 7 G; 3-HR game Aug. 27 at TOR)
2018	June 10	Eduardo Escobar (.462, 12 H, 6 2B, 3B, 2 HR, 8 RBI in 7 G)
2019	May 6	Jake Odorizzi (2-0, 0.00 ERA, 13.0 IP, 6 H, 15 Ks, .136 BAA in 2 GS)
	May 27	Max Kepler (.571, 12 H, 4 2B, 3 HR, 10 RBI, 10 R, 1.670 OPS in 5 G)
	May 29	Nelson Cruz (.414, 12 H, 7 HR, 10 R, 1.172 OBP, 1.590 OPS in 7 G)
2020	July 26	Nelson Cruz (.538, 7 H, 2 2B, 3 HR, 10 RBI, 1.956 OPS in 3 G)
2022	June 11	Byron Buxton (.333, 7 H, 1 2B, 5 HR, 7 RBI, 1.512 OPS in 6 G)
2023	July 22	Alex Kirilloff (.345, 10 H, 2 2B, 3B, 3 HR, 10 RBI, 1.187 OPS in 7 G)

TWINS AMERICAN LEAGUE LEADERS

BATTING

BATTING CHAMPION

1964	Tony Oliva.....	323
1965	Tony Oliva.....	321
1969	Rod Carew.....	332
1971	Tony Oliva.....	337
1972	Rod Carew.....	318
1973	Rod Carew.....	#350
1974	Rod Carew.....	#364
1975	Rod Carew.....	#359
1977	Rod Carew.....	#388
1978	Rod Carew.....	333
1989	Kirby Puckett.....	#339
2006	Joe Mauer.....	#347
2008	Joe Mauer.....	328
2009	Joe Mauer.....	#365
2022	Luis Arraez.....	316

HOME RUNS

1962	Harmon Killebrew.....	48
1963	Harmon Killebrew.....	#45
1964	Harmon Killebrew.....	#49
1967	Harmon Killebrew.....	#*44
1969	Harmon Killebrew.....	#49

RBI

1962	Harmon Killebrew.....	126
1969	Harmon Killebrew.....	#140
1971	Harmon Killebrew.....	119
1977	Larry Hisle.....	119
1994	Kirby Puckett.....	112

HITS

1964	Tony Oliva.....	#217
1965	Tony Oliva.....	185
1966	Tony Oliva.....	191
1969	Tony Oliva.....	197
1970	Tony Oliva.....	204
1971	César Tovar.....	204
1973	Rod Carew.....	203
1974	Rod Carew.....	#218
1977	Rod Carew.....	#239
1987	Kirby Puckett.....	*207
1988	Kirby Puckett.....	#234
1989	Kirby Puckett.....	#215
1992	Kirby Puckett.....	#210
1996	Paul Molitor.....	225

RUNS

1963	Bob Allison.....	99
1964	Tony Oliva.....	109
1965	Zoilo Versalles.....	#126
1977	Rod Carew.....	#128

DOUBLES

1964	Tony Oliva.....	43
1965	Zoilo Versalles.....	#*45
1967	Tony Oliva.....	34
1969	Tony Oliva.....	39
1970	Tony Oliva.....	*36
	César Tovar.....	*36
1994	Chuck Knoblauch.....	#45

TRIPLES

1963	Zoilo Versalles.....	13
1964	Zoilo Versalles.....	*10
	Rich Rollins.....	*10
1965	Zoilo Versalles.....	*12
1970	César Tovar.....	13
1973	Rod Carew.....	*11
1977	Rod Carew.....	16
1981	John Castino.....	9
1996	Chuck Knoblauch.....	14
2000	Cristian Guzmán.....	#20
2001	Cristian Guzmán.....	#14
2003	Cristian Guzmán.....	#14
2009	Denard Span.....	*10
2015	Eddie Rosario.....	#15

— MLB lead * — tie for AL lead % — played for two teams

TOTAL BASES

1964	Tony Oliva.....	#374
1965	Zoilo Versalles.....	308
1988	Kirby Puckett.....	#358
1992	Kirby Puckett.....	313

PITCHING

WINS

1965	Jim Grant.....	21
1966	Jim Kaat.....	25
1970	Jim Perry.....	#*24
1977	Dave Goltz.....	*20
1988	Frank Viola.....	#24
1991	Scott Erickson.....	#*20
2006	Johan Santana.....	#*19

EARNED RUN AVERAGE

1988	Allan Anderson.....	2.45
2004	Johan Santana.....	2.61
2006	Johan Santana.....	#2.77

STRIKEOUTS

1961	Camilo Pascual.....	221
1962	Camilo Pascual.....	206
1963	Camilo Pascual.....	202
1985	Bert Blyleven %.....	206
2004	Johan Santana.....	265
2005	Johan Santana.....	#238
2006	Johan Santana.....	#245

SHUTOUTS

1961	Camilo Pascual.....	#*8
1962	Camilo Pascual.....	#*5
	Jim Kaat.....	#*5
1965	Jim Grant.....	6
1973	Bert Blyleven.....	#9
1985	Bert Blyleven %.....	5
1996	Rich Robertson.....	#*3
2008	Kevin Slowey.....	*2
2010	Carl Pavano.....	*2
2017	Ervin Santana.....	#*3
2018	José Berrios.....	*1

COMPLETE GAMES

1962	Camilo Pascual.....	18
1963	Camilo Pascual.....	*18
1966	Jim Kaat.....	19
1967	Dean Chance.....	18
1985	Bert Blyleven %.....	#24
2010	Carl Pavano.....	*7
2017	Ervin Santana.....	#*5
2018	José Berrios.....	#2

INNINGS PITCHED

1966	Jim Kaat.....	304.2
1967	Dean Chance.....	283.2
1985	Bert Blyleven %.....	#293.2
1986	Bert Blyleven.....	271.2
2006	Johan Santana.....	233.2

SAVES

1968	Al Worthington.....	18
1969	Ron Perranoski.....	#31
1970	Ron Perranoski.....	34
1979	Mike Marshall.....	32
2002	Eddie Guardado.....	45

GAMES

1976	Bill Campbell.....	78
1979	Mike Marshall.....	90
1981	Doug Corbett.....	54
1996	Eddie Guardado.....	*83
1999	Bob Wells.....	#*76
2008	Matt Guerrier.....	*76
2009	Matt Guerrier.....	79
2015	Kevin Jepsen %.....	75
2018	Ryan Pressly %.....	77

WIN PERCENTAGE

1962	Dick Stigman (12-5).....	.706
1965	Jim Grant (21-7).....	.750
1966	Dave Boswell (12-5).....	.706
1976	Bill Campbell (17-5).....	.773
1988	Frank Viola (24-7).....	.774

W

WASHINGTON AND MINNESOTA FRANCHISE

Senators

1901-1960

The Minnesota Twins trace their roots as a major league franchise to the 1901 Washington Senators, but they go back even farther as a minor league team. The Western League began in 1894 with aspirations of becoming a major league, a status it achieved seven years later. Most of the Midwestern cities were left behind in the transition. For example, a St. Paul team owned by Charles Comiskey moved to Chicago, where it still exists as the White Sox. Several cities, including Minneapolis, had their teams disband and be replaced by ones in larger, eastern cities. However, the Kansas City team, owned and managed by Jimmy Manning, went to Washington and retained its minor-league connection. Manning was the first manager of the Senators (officially the Nationals for many years but more often referred to by fans and others as the Senators) and brought with him most of his players from Kansas City.



The major-league Senators established their destiny early,

finishing no higher than sixth in an eight-team league in each of its first 11 seasons, four times finishing in the cellar. As early as 1904 came the quip, "Washington: First in War, First in Peace, Last in the American League."

Washington wallowed despite the addition in 1907 of Walter Johnson, considered by many to be the best pitcher in the history of baseball. Johnson struck out more than 3,500 batters in his career. Several pitchers later surpassed his strikeout record, but Johnson achieved his total mainly during the deadball era, a period that preceded the big swingers.

In 1912 Johnson was credited with 33 pitching victories and helped the Senators finish second, the first time the team placed higher than sixth. Leading the team was Clark Griffith, in his first year as Washington manager. Griffith had been an outstanding pitcher in the 1890s and was a leader getting the American League established, helping to convince more than 100 National League players to join the new league.

Griffith also began acquiring an ownership interest in the Senators, selling cattle from his Montana ranch and eventually mortgaging the ranch to raise the funds needed to purchase a controlling interest. He became the team's president in 1920.

Around this time Griffith took custody of two children of his wife's brother, James Robertson, who lived in Montreal and had health and money problems. Calvin and Thelma Robertson moved to Washington and, although never formally adopted, took the Griffith name. Clark Griffith ran the Senators as a family operation. Calvin and Thelma eventually worked for the team along with the siblings who had stayed with James Robertson. As a 12-year-old, Calvin Griffith was a bat boy for the Senators at the high point for the team in Washington.

The Senators were guided by a veteran and a relative youngster in 1924. Walter Johnson (shown below), in his 18th season, led the American League with 23 wins. The second baseman, 27-year-old Bucky Harris, was in his first year of managing Washington while acquiring the nickname, "Boy Wonder."



games in the capital. Many fans were excited that the 36-year-old Johnson finally had made it to the World Series. However, Johnson was the losing pitcher in the 12-inning opener as well as the fifth game, and

it looked like he wouldn't get the World Series win that so many were hoping for.

The World Series went to a decisive seventh game, and though Johnson didn't start, he entered the game after the Senators scored two runs on Harris's bad-hop single to tie the score in the last of the eighth. The Big Train, as Johnson was known, again had a shot at a World Series win, one that would give his team the championship. The victory, for Johnson and the Senators, came in the last of the 12th when Earl McNeely doubled home Muddy Ruel.

Another celebration came in 1925, although this time it was for only a league championship. Johnson won two games in the World Series against Pittsburgh. However, in the seventh game, he couldn't hold a four-run lead in the final game and lost to the Pirates.



As Clark Griffith worked his family members into the Senators organization, some worked their way into the family. Shortstop Joe Cronin came to Washington in 1928 and began courting Mildred Robertson, who was Griffith's secretary and his niece. Cronin became player-manager in 1933 as the Senators won 99 games to win the pennant although they lost to the Giants in the World Series. Cronin and Robertson got married near the end of the 1934 season. While they were on their honeymoon, Cronin got the word that he had been traded to the Boston Red Sox. The deal included \$250,000 from the Red Sox, an indication of how Griffith was always in need of money, to the point that he would unload a family member.

Bucky Harris returned as manager, continuing a pattern under Clark Griffith of Washington managers who had played for the team. In the 1940s, Ossie Bluege took the helm for five years. Bluege was an organization lifer, having played for the Senators for 18 years before becoming a coach and then manager. Bluege became farm director — he is credited with discovering Harmon Killebrew — and then the team's controller, a role he kept in the 1960s after Washington moved to Minnesota.

During World War II, the Senators were among teams who cut expenses with Griffith relying on an inexpensive and untapped pool of talent in Latin America.

While the Senators scaled back on scouts, one man, Joe Cambria, stood out as Griffith's Caribbean connection, particularly in Cuba and especially after skin color no longer disqualified a player from organized baseball.

Clark Griffith died in 1955, and nephew Calvin took over as president. The Senators were as dismal as ever, and the usual low finish in the standings was commensurate with the small number of fans who attended games at Griffith Stadium.

The Senators had played on the same site since 1904, in a park that had been used by a Washington team in the National League in the 1890s. In March of 1911, the park's wooden stands burned. The grandstand was quickly rebuilt with steel and concrete and expanded over the years. It took the name Griffith Stadium in the 1920s and was notable for a quirky right-angle detour of the fence in center field to avoid several houses behind it as well as for its long distances to left field. Two players — Mickey Mantle and Josh Gibson — hit blasts long enough to clear the grandstand beyond the left-field fence, but it was a graveyard for right-handed hitters. For years, the distance down the line was more than 400 feet. The distance was reduced in the 1950s, eventually to 350 feet, making it more inviting for up-and-coming sluggers such as Bob Allison and Harmon Killebrew.

Even with an improving farm system and the arrival of young talent, Washington continued to lose more than 90 games a season. As season attendance stayed consistently below 500,000, and as other major-league teams were relocating, Calvin Griffith explored a new home for the Senators and finally, after the 1960 season, got permission to move to Minnesota.

The players the Senators developed and acquired — besides Allison and Killebrew, there were Camillo Pascual, Jim Kaat, and Earl Battey — became the All-Stars of the 1960s. Unfortunately for Washington, and fortunately for Minnesota, they did so as Twins rather than as Senators.



— Stew Thornley, local baseball historian

INDIVIDUAL FRANCHISE SEASON RECORDS

1901-2023

BATTING AND BASERUNNING

Average.....	.388, Carew, 1977	Grand Slams.....	4, Lewis, 2023
Games.....	+164, Tovar, 1967	RBI.....	140, Killebrew, 1969
Plate Appearances.....	744, Puckett, 1985	Walks.....	151, Yost, 1956
At-Bats.....	691, Puckett, 1985	Hit-by-Pitch.....	24, Elberfeld, 1911
Runs.....	140, Knoblauch, 1996	Strikeouts.....	183, Sanó, 2021
Hits.....	239, Carew, 1977	Fewest Strikeouts.....	9 (616 AB), Rice, 1929
Extra-Base Hits.....	84, Oliva, 1964	Ground Into Double Play.....	30, Correa, 2023
Total Bases.....	374, Oliva, 1964	Fewest Ground Into Double Plays.....	1 (511 PA), Buxton, 2017
Slugging Percentage.....	.639, Cruz, 2019	Sacrifice Hits.....	52, Ganley, 1908
Singles.....	182, Rice, 1925	Sacrifice Flies.....	16, Gandil, 1914
Doubles.....	51, Vernon, 1946	Consecutive Game Hit-Streak.....	33, Manush, 1933
Triples.....	20, Goslin, 1925	Stolen Bases.....	88, Milan, 1912
	Guzmán, 2000	Caught Stealing.....	33, Milan, 1912
Home Runs, Right-Handed.....	49, Killebrew, 1964, '69	Stolen Base Percentage.....	.96.7 (29-for-30), Buxton, 2017
Home Runs, Left-Handed.....	36, Kepler, 2019		
Home Runs, Rookie.....	33, Hall, 1963		
Home Runs, Home.....	29, Killebrew, 1961		
Home Runs, Road.....	28, Killebrew, 1962		

PITCHING

ERA.....	+1.14 (371.2 ip), Johnson, 1913	Hits.....	367, Orth, 1902
Win Percentage.....	\$.857 (6-1), Maeda, 2020	Runs.....	198, Carrick, 1901
Wins.....	837 (36-7), Johnson, 1913	Earned Runs.....	144, DeShong, 1937
Relief Wins.....	36, Johnson, 1913	Home Runs.....	#50, Blyleven, 1986
Losses.....	17, Campbell, 1976	Strikeouts.....	313, Johnson, 1910
	Groom, 1909	Walks.....	146, Newsom, 1936
Decisions.....	46, Johnson, 1914	Hit Batsmen.....	20, Johnson, 1923
Saves.....	47, Nathan, 2009	Wild Pitches.....	21, Johnson, 1910
Games.....	+90, Marshall, 1979	Shutouts.....	11, Johnson, 1913
Games Started.....	42, Kaat, 1965	Shutouts Lost.....	+10, Johnson, 1909
	Johnson, 1910	Consecutive Shutout Innings Pitched.....	+55.2, Johnson, 1913
Complete Games.....	38, Johnson, 1910	1-0 Games Won.....	+5, Johnson, 1913 and '19
Relief Appearances.....	*89, Marshall, 1979	1-0 Games Lost.....	4, Johnson, 1909 and '16
Games Finished.....	#84, Marshall, 1979	Consecutive Wins.....	+16, Johnson, 1912
Innings Pitched.....	373.0, Johnson, 1910	Consecutive Losses.....	16, Felton, 1980-82
		One-Season.....	13, Felton, 1982

(# — denotes major league record; + — denotes league record; * — denotes tie for league record), \$ — denotes occurrence in COVID-19-shortened 2020 season

HISTORY/RECORDS

SENATORS TOP INFIELDRS FROM 1901-60

CATCHERS	AVG	G	AB	R	H	2B	3B	HR	RBI
Rick Ferrell (1937-41, '44-47)*	.273	659	2080	218	568	100	10	3	237
Muddy Ruel (1923-30)	.290	903	2875	336	834	116	24	2	371
FIRST BASEMEN	AVG	G	AB	R	H	2B	3B	HR	RBI
Joe Judge (1915-32)	.299	2084	7663	1154	2291	421	157	71	1001
Joe Kuhel (1930-46)	.288	1205	4638	713	1338	250	77	56	667
Mickey Vernon (1939-55)	.288	1805	6930	956	1993	391	108	121	1026
SECOND BASEMAN	AVG	G	AB	R	H	2B	3B	HR	RBI
Bucky Harris (1919-28)*	.275	1253	4717	718	1295	223	64	9	506
Buddy Myer (1925-41)	.303	1643	6033	1037	1828	305	113	35	759
THIRD BASEMAN	AVG	G	AB	R	H	2B	3B	HR	RBI
Ossie Bluege (1922-39)	.272	1867	6440	883	1751	276	67	43	848
Buddy Lewis (1935-49)	.297	1349	5261	830	1563	249	93	71	607
Ed Yost (1944-58)	.253	1690	6011	971	1521	282	53	101	550
SHORTSTOPS	AVG	G	AB	R	H	2B	3B	HR	RBI
Joe Cronin (1928-34)*	.304	940	3582	577	1090	242	72	51	673
George McBride (1908-20)	.221	1458	4833	461	1068	127	43	5	393
Roger Peckinpaugh (1922-26)	.267	639	2180	293	583	72	18	11	261
Cecil Travis (1933-47)	.314	1328	4914	665	1544	265	78	27	657

* - Denotes MLB Hall of Famer

- List compiled by baseball historian Stew Thornley

SENATORS POSTSEASON HISTORY

YEAR	REGULAR SEASON RECORD	POSTSEASON RESULTS
1924	92-62	Won World Series four games to three over the New York Giants
1925	96-55	Lost World Series four games to three to the Pittsburgh Pirates
1933	99-53	Lost World Series four games to one to the New York Giants

NOTE: Complete list of Senators postseason history on pages 343-346

FRANCHISE SEASON RECORDS

1901-2023

MISCELLANEOUS

Highest Win Percentage (99-53).....	.651 in 1933	Most Home Games.....	*84 in 1985
Lowest Win Percentage (38-113).....	.252 in 1904	Most Road Games.....	83 in 1967
Most Consecutive Wins.....	17 in 1912	Most Night Games.....	118 in 1990
Most Consecutive Losses.....	18 in 1948 and '59	Most Night Games Won.....	69 in 1991, 2002 and '06
Most Games.....	+164 in 1967	Most Players Used.....	62 in 2022
Fewest Games.....	60 in 2020	Fewest Players Used.....	25 in 1908 and 1917

BATTING AND BASERUNNING

Highest Batting Average.....	.303 in 1929	Fewest Triples.....	15 in 2013
Lowest Batting Average.....	.223 in 1909	Most Home Runs.....	*307 in 2019
Most At-Bats.....	5732 in 2019	Fewest Home Runs.....	4 in 1917
Fewest At-Bats.....	4472 in 1918	Most Grand Slams.....	8 in 1961 and 2023
Most Runs.....	939 in 2019	Fewest Grand Slams.....	0 in 1968
Fewest Runs.....	+380 in 1909	Most Walks.....	690 in 1956
Most Hits.....	1633 in 1996	Fewest Walks.....	257 in 1903
Fewest Hits.....	1112 in 1909	Most Strikeouts.....	#1654 in 2023
Most Extra-Base Hits.....	648 in 2019	Fewest Strikeouts.....	296 in 1902
Fewest Extra-Base Hits.....	199 in 1909	Most Ground Into Double Plays.....	172 in 1996
Most Total Bases.....	2832 in 2019	Fewest Ground Into Double Plays.....	93 in 1965
Highest Slugging Percentage.....	.494 in 2019	Most Sacrifice Hits.....	142 in 1979
Lowest Slugging Percentage.....	.287 in 1910	Most Sacrifice Flies.....	72 in 2008
Most Singles.....	1209 in 1935	Most Left on Base.....	1305 in 1935
Fewest Singles.....	914 in 1967	Fewest Left on Base.....	998 in 1959
Most Doubles.....	348 in 2002	Most Stolen Bases.....	287 in 1913
Fewest Doubles.....	132 in 1908	Fewest Stolen Bases.....	32 in 1963
Most Triples.....	100 in 1932	Consecutive Scoreless Inns.....	+30 in 1964 and '78

PITCHING

Lowest ERA.....	2.14 in 1918	Most Home Runs Allowed.....	239 in 2021
Highest ERA.....	5.76 in 1995	Fewest Home Runs Allowed.....	10 in 1907 and 1918
Most Wins.....	102 in 1965	Most Strikeouts.....	1560 in 2023
Fewest Wins.....	38 in 1904	Fewest Strikeouts.....	300 in 1902
Most Losses.....	113 in 1904	Most Walks.....	779 in 1949
Fewest Losses.....	60 in 1965	Fewest Walks.....	284 in 1901
Most Saves.....	58 in 1970	Most Complete Games.....	137 in 1904
Most Innings Pitched.....	1497.2 in 1969	Fewest Complete Games.....	0 in 2022
Fewest Innings Pitched.....	1183.0 in 1901	Most Shutouts Won.....	25 in 1914
Most Runs Allowed.....	924 in 1956	Most Shutouts Lost.....	29 in 1909
Most Hits Allowed.....	1672 in 1935	Most 1-0 Games Won.....	#11 in 1914
Fewest Hits Allowed.....	1021 in 1918	Most 1-0 Games Lost.....	7 in 1915

FIELDING

Most Errors.....	323 in 1901	Lowest Fielding Percentage.....	.936 in 1902
Fewest Errors.....	74 in 2002	Most Chances.....	6535 in 1913
Most Consecutive Errorless Games.....	12 in 2002	Fewest Chances.....	5672 in 1953
Most Passed Balls.....	40 in 1945	Most Putouts.....	4503 in 1969
Fewest Passed Balls.....	3 in 1927, '81, 2015	Fewest Putouts.....	3944 in 1906
Most Double Plays.....	203 in 1979	Most Assists.....	2162 in 1911
Fewest Double Plays.....	66 in 1957	Fewest Assists.....	1306 in 2022
Highest Fielding Percentage.....	.987 in 2002, '09, '10, '13 and '17		

(# — major league record; * — tie for major league record; + — tie for league record)

SENATORS OUTFIELDERS - 1901-60

OUTFIELDERS	AVG	G	AB	R	H	2B	3B	HR	RBI
George Case (1937-47)	.288	1108	4532	739	1306	210	39	20	355
Ed Delahanty (1902-03)*	.366	165	629	125	230	54	15	11	114
Goose Goslin (1921-38)*	.323	1361	5140	854	1659	289	125	127	931
Heinie Manush (1930-35)*	.328	792	3290	576	1078	215	70	47	491
Jim Lemon (1954-60)	.268	767	2769	369	741	91	33	144	451
Clyde Milan (1907-22)	.285	1981	7359	1004	2100	240	105	17	617
Sam Rice (1915-33)*	.323	2307	8934	1467	2887	478	183	33	1045
Roy Sievers (1954-59)	.267	856	3080	480	823	133	22	180	574
Stan Spence (1942-47)	.296	750	2875	394	852	153	49	66	358

* - Denotes MLB Hall of Famer

- List compiled by baseball historian Stew Thornley

FRANCHISE ALL-TIME TOP TEN

BATTING

1901-2023

SINGLE SEASON

BATTING AVERAGE

388*	Rod Carew	1977
379*	Goose Goslin	1928
376	Ed Delahanty	1902
365+	Joe Mauer	2009
364*	Rod Carew	1974
359	Cecil Travis	1941
359	Rod Carew	1975
356	Kirby Puckett	1988
354	Goose Goslin	1926
353*	Mickey Vernon	1946

GAMES

164*	César Tovar	1967
163	Harmon Killebrew	1967
163+	Justin Morneau	2008
162	Harmon Killebrew	1966
162	Harmon Killebrew	1969
162**	Roy Smalley	1979
162**	Gary Gaetti	1984
161	Tony Oliva	1964
161	César Tovar	1970
161	Kirby Puckett	1985
161	Kirby Puckett	1986
161	Paul Molitor	1996

AT-BATS

691*	Kirby Puckett	1985
680	Kirby Puckett	1986
672*	Tony Oliva	1964
668	Buddy Lewis	1937
666*	Zoilo Versalles	1965
660	Doc Cramer	1941
660	Paul Molitor	1996
659	Zoilo Versalles	1964
658	Heinie Manush	1933
657*	Kirby Puckett* and César Tovar	1988 and 1971

RUNS

140	Chuck Knoblauch	1996
128*	Rod Carew	1977
127	Joe Cronin	1930
126*	Zoilo Versalles	1970
122	Buddy Lewis	1938
121	Sam Rice	1930
121	Heinie Manush	1932
120	Buddy Myer	1932
120	César Tovar	1970
119	Kirby Puckett and Sam Rice	1986 and 1929

HITS

239*	Rod Carew	1977
234*	Kirby Puckett	1988
227	Sam Rice	1925
225*	Paul Molitor	1996
223	Kirby Puckett	1986
221*	Heinie Manush	1933
218*	Cecil Travis	1941
218*	Rod Carew	1974
217*	Tony Oliva	1964
216*	Sam Rice	1924 and 1926

TOTAL BASES

374*	Tony Oliva	1964
365	Kirby Puckett	1986
358*	Kirby Puckett	1988
351	Rod Carew	1977
356	Brian Dozier	2016
333	Kirby Puckett	1987
331	Roy Sievers	1957
331	Justin Morneau	2006
329	Goose Goslin	1925
328	Harmon Killebrew	1961

CAREER

BATTING AVERAGE

334	Rod Carew	1967-78
328	Heinie Manush	1930-35
323	Sam Rice	1915-33
323	Goose Goslin	1921-30, '33, '38
318	Kirby Puckett	1984-95
317	John Stone	1934-38
314	Cecil Travis	1933-47
309	Shane Mack	1990-94
306	Joe Mauer	2004-18
306	Brian Harper	1988-93

GAMES

2329	Harmon Killebrew	1954-74
2307	Sam Rice	1915-33
2084	Joe Judge	1915-32
1982	Clyde Milan	1907-22
1867	Ossie Bluege	1922-39
1858	Joe Mauer	2004-18
1805	Mickey Vernon	1939-48, '50-55
1783	Kirby Puckett	1984-95
1747	Kent Hrbek	1981-94
1690	Eddie Yost	1944-58

AT-BATS

8934	Sam Rice	1915-33
7835	Harmon Killebrew	1954-74
7663	Joe Judge	1915-32
7359	Clyde Milan	1907-22
7244	Kirby Puckett	1984-95
6930	Joe Mauer	2004-18
6930	Mickey Vernon	1939-48, '50-55
6440	Ossie Bluege	1922-39
6301	Tony Oliva	1962-76
6235	Rod Carew	1967-78

RUNS

1467	Sam Rice	1915-33
1258	Harmon Killebrew	1954-74
1154	Joe Judge	1915-32
1071	Kirby Puckett	1984-95
1037	Buddy Myer	1925-27, '29-41
1018	Joe Mauer	2004-18
1004	Clyde Milan	1907-22
971	Eddie Yost	1944-58
956	Mickey Vernon	1939-48, '50-55
950	Rod Carew	1967-78

HITS

2887	Sam Rice	1915-33
2304	Kirby Puckett	1984-95
2291	Joe Judge	1915-32
2123	Joe Mauer	2004-18
2100	Clyde Milan	1907-22
2085	Rod Carew	1967-78
2024	Harmon Killebrew	1954-74
1993	Mickey Vernon	1939-48, '50-55
1917	Tony Oliva	1962-76
1828	Buddy Myer	1925-27, '29-41

TOTAL BASES

4026	Harmon Killebrew	1954-74
3830	Sam Rice	1915-33
3453	Kirby Puckett	1984-95
3239	Joe Judge	1915-32
3040	Joe Mauer	2004-18
3002	Tony Oliva	1962-76
2976	Kent Hrbek	1981-94
2963	Mickey Vernon	1939-48, '50-55
2792	Rod Carew	1967-78
2601	Clyde Milan	1907-22

FRANCHISE ALL-TIME TOP TEN

SINGLE SEASON

	DOUBLES	
51*	Mickey Vernon	1946
50	Stan Spence	1946
47	Justin Morneau	2008
46	Marty Cordova	1996
46	Delmon Young	2010
45	Joe Cronin	1933
45**	Zoilo Versalles	1965
45*	Kirby Puckett	1989
45*	Chuck Knoblauch	1994
45	Torii Hunter	2007
44	Joe Cronin	1931
44	Matt Lawton	2000

TRIPLES

20*	Goose Goslin	1925
20*	Cristian Guzmán	2000
19	Joe Cassidy	1904
19	Cecil Travis	1941
18	Howie Shanks	1921
18**	Goose Goslin	1923
18**	Sam Rice	1923
18*	Joe Cronin	1932
18	John Stone	1935
17	Goose Goslin	1924
17*	Heinie Manush	1933

HOME RUNS

49*	Harmon Killebrew	1964
49*	Harmon Killebrew	1969
48*	Harmon Killebrew	1962
46	Harmon Killebrew	1961
45*	Harmon Killebrew	1963
44**	Harmon Killebrew	1967
42*	Roy Sievers	1957
42**	Harmon Killebrew	1959
42	Brian Dozier	2016
41	Harmon Killebrew	1970
41	Nelson Cruz	2019

RUNS BATTED IN

140*	Harmon Killebrew	1969
130	Justin Morneau	2006
129*	Goose Goslin	1924
129	Justin Morneau	2008
126*	Harmon Killebrew	1962
126	Joe Cronin	1930
126	Joe Cronin	1931
122	Harmon Killebrew	1961
121	Kirby Puckett	1988
120	Goose Goslin	1927

WALKS

151	Eddie Yost	1956
145*	Harmon Killebrew	1969
141*	Eddie Yost	1950
131	Eddie Yost	1954
131*	Harmon Killebrew	1967
129*	Eddie Yost	1952
128	Harmon Killebrew	1970
126	Eddie Yost	1951
123	Eddie Yost	1953
114*	Harmon Killebrew	1971

CAREER

DOUBLES

478	Sam Rice	1915-33
428	Joe Mauer	2004-18
421	Joe Judge	1915-32
414	Kirby Puckett	1984-95
391	Mickey Vernon	1939-48, '50-55
329	Tony Oliva	1962-76
312	Kent Hrbek	1981-94
305	Buddy Myer	1925-27, '29-41
305	Rod Carew	1967-78
289	Goose Goslin	1921-30, '33, '38
289	Justin Morneau	2003-13

TRIPLES

183	Sam Rice	1915-33
157	Joe Judge	1915-32
125	Goose Goslin	1921-30, '33, '38
113	Buddy Myer	1925-27, '29-41
108	Mickey Vernon	1939-48, '50-55
105	Clyde Milan	1907-22
93	Buddy Lewis	1935-49
90	Rod Carew	1967-78
87	Howie Shanks	1912-22
78	Cecil Travis	1933-47

HOME RUNS

559	Harmon Killebrew	1954-74
293	Kent Hrbek	1981-94
256	Bob Allison	1958-70
221	Justin Morneau	2003-13
220	Tony Oliva	1962-76
214	Torii Hunter	1997-2007, '15
207	Kirby Puckett	1984-95
201	Gary Gaetti	1981-90
180	Roy Sievers	1954-59
167	Brian Dozier	2012-18

RUNS BATTED IN

1540	Harmon Killebrew	1954-74
1086	Kent Hrbek	1981-94
1085	Kirby Puckett	1984-95
1045	Sam Rice	1915-33
1026	Mickey Vernon	1939-48, '50-55
1001	Joe Judge	1915-32
947	Tony Oliva	1962-76
931	Goose Goslin	1921-30, '33, '38
923	Joe Mauer	2004-18
860	Justin Morneau	2003-13

WALKS

1505	Harmon Killebrew	1954-74
1274	Eddie Yost	1944-58
943	Joe Judge	1915-32
939	Joe Mauer	2004-18
864	Buddy Myer	1925-27, '29-41
838	Kent Hrbek	1981-94
795	Bob Allison	1958-70
735	Mickey Vernon	1939-48, '50-55
723	Ossie Bluege	1922-39
685	Clyde Milan	1907-22



SENATORS ALL-STARS - 1901-60

PLAYER

Alvin Crowder, RHP	1933
Joe Cronin, IF	1933 & '34
Heinie Manush, OF	1934
Jack Russell, RHP	1934
Buddy Myer, IF	1935
Ossie Bluege, IF	1935
Ben Chapman, OF	1936
Wes Ferrell, RHP	1937
Buddy Lewis, IF	1938 & '39

PLAYER

PLAYER	YEAR(S)
Cecil Travis, IF	1938, '40 & '41
Dutch Leonard, RHP	1940, '43 & '44
Rick Ferrell, C	1937, '38 & '44
George Case, OF	1939, '43 & '44
Sid Hudson, RHP	1941 & '42
Stan Spence, OF	1942, '44 & '46
Jake Early, C	1943
Bob Johnson, OF	1943
Mickey Vernon, 1B	1946, '48, '53 & '54

FRANCHISE ALL-TIME TOP TEN

1901-2023

STRIKEOUTS		
183	Miguel Sanó.....	2021
178	Miguel Sanó.....	2016
173	Miguel Sanó.....	2017
159	Miguel Sanó.....	2019
150	Byron Buxton.....	2017
148	Brian Dozier.....	2015
145+	Bobby Darwin.....	1972
142+	Harmon Killebrew.....	1962
142	Carlos Gómez.....	2008
141	Josh Willingham.....	2012
141	Brian Dozier.....	2017

STOLEN BASES		
88*	Clyde Milan.....	1912
75*	Clyde Milan.....	1913
63*	Sam Rice.....	1920
62	Danny Moeller.....	1913
62	Chuck Knoblauch.....	1997
61*	George Case.....	1943
58	Clyde Milan.....	1911
51*	George Case.....	1939
49	George Case.....	1944
49	Rod Carew.....	1976

STRIKEOUTS		
1629	Harmon Killebrew.....	1954-74
1042	Miguel Sanó.....	2015-21
1034	Joe Mauer.....	2004-18
1033	Bob Allison.....	1958-70
975	Torii Hunter.....	1997-2007, '15
965	Kirby Puckett.....	1984-95
877	Gary Gaetti.....	1981-90
839	Justin Morneau.....	2003-13
830	Brian Dozier.....	2012-18
805	Michael Cuddyer.....	2001-11

STOLEN BASES		
495	Clyde Milan.....	1907-22
346	Sam Rice.....	1915-33
321	George Case.....	1937-45, '47
276	Chuck Knoblauch.....	1991-97
271	Rod Carew.....	1967-78
210	Joe Judge.....	1915-32
186	César Tovar.....	1965-72
177	Howie Shanks.....	1912-22
166	Eddie Foster.....	1912-19
166	Bucky Harris.....	1919-28

PITCHING

SINGLE SEASON

WINS		
36*	Walter Johnson.....	1913
33	Walter Johnson.....	1912
28*	Walter Johnson.....	1914
27*	Walter Johnson.....	1915
26*	Alvin Crowder.....	1932
25	Walter Johnson.....	1910
25	Walter Johnson.....	1911
25*	Walter Johnson.....	1916
25*	Jim Kaat.....	1966
24	4x, last Frank Viola.....	1988

LOSSES		
26*	Happy Townsend.....	1904
26*	Bob Groom.....	1909
25	Walter Johnson.....	1909
23	Case Patten.....	1904
23	Beany Jacobson.....	1904
22	Bill Carrick.....	1901
22	Case Patten.....	1903
22	Al Orth.....	1903
22	Case Patten.....	1905
21	Harry Harper.....	1919

EARNED RUN AVERAGE		
1.14*	Walter Johnson.....	1913
1.27*	Walter Johnson.....	1918
1.35	Walter Johnson.....	1910
1.39*	Walter Johnson.....	1912
1.49*	Walter Johnson.....	1919
1.55	Walter Johnson.....	1915
1.64	Walter Johnson.....	1908
1.69	Bill Burns.....	1908
1.72	Walter Johnson.....	1914
1.89	Walter Johnson.....	1916

CAREER

WINS		
417	Walter Johnson.....	1907-27
190	Jim Kaat.....	1959-73
149	Bert Blyleven.....	1970-76, '85-88
148	Brad Radke.....	1995-2006
145	Camilo Pascual.....	1954-66
128	Jim Perry.....	1963-72
118	Dutch Leonard.....	1938-46
117	Firpo Marberry.....	1923-32, '36
112	Frank Viola.....	1982-89
105	Case Patten.....	1901-08

LOSSES		
279	Walter Johnson.....	1907-27
159	Jim Kaat.....	1959-73
141	Camilo Pascual.....	1954-66
139	Brad Radke.....	1995-06
138	Bert Blyleven.....	1970-76, '85-88
130	Sid Hudson.....	1940-52
127	Case Patten.....	1901-08
125	Tom Hughes.....	1904-13
112	Pedro Ramos.....	1955-61
103	Tom Zachary.....	1919-25, '27-28

EARNED RUN AVERAGE		
2.16	Walter Johnson.....	1907-27
2.64	Doc Ayers.....	1913-19
2.67	Dean Chance.....	1967-69
2.69	Cy Falkenberg.....	1905-08
2.75	Harry Harper.....	1913-19
2.76	Charlie Smith.....	1906-09
2.83	Bert Gallia.....	1912-17
2.86	Joe Boehling.....	1912-16
3.02	Tom Hughes.....	1904-13
3.04	Jim Merritt.....	1965-68



SENATORS ALL-STARS - 1901-60 (CONTINUED...)

PLAYER	YEAR(S)
Early Wynn, RHP.....	1947
Walt Masterson, RHP.....	1947 & '48
Eddie Robinson, IF.....	1949
Cass Michaels, IF.....	1950
Connie Marrero, RHP.....	1951
Eddie Yost, IF.....	1952
Jackie Jensen, OF.....	1952
Bob Porterfield, RHP.....	1954
Dean Stone, LHP.....	1954

PLAYER	YEAR(S)
Roy Sievers, 1B.....	1956, '57 & '59
Rocky Bridges, IF.....	1958
Bob Allison, OF.....	1959
Harmon Killebrew, IF.....	1959
Pedro Ramos, RHP.....	1959
Camilo Pascual, RHP.....	1959 & '60
Jim Lemon, OF.....	1960

HISTORY/RECORDS

FRANCHISE ALL-TIME TOP TEN

SINGLE SEASON

GAMES

90*	Mike Marshall	1979
83**	Eddie Guardado	1996
81	J.C. Romero	2002
79	Eddie Guardado	1998
79*	Matt Guerrier	2009
78*	Bill Campbell	1976
77	Mike Trombley	1998
77	Juan Rincon	2004
76	Bob Wells	1999 and 2000
76	Matt Guerrier	2008

GAMES STARTED

42*	Walter Johnson	1910
42*	Jim Kaat	1965
41*	Jim Kaat	1966
40	Buddy Groom	1912
40*	Walter Johnson	1914
40*	Jim Perry	1970
40	Bert Blyleven	1973
39**	Dean Chance	1967
39	Dean Chance	1968
39	Jim Perry	1971

COMPLETE GAMES

38*	Walter Johnson	1910
37	Case Patten	1904
36	Al Orth	1902
36*	Walter Johnson	1911
36*	Walter Johnson	1916
35*	Walter Johnson	1915
34	Bill Carrick	1901
34	Walter Johnson	1912
33	Case Patten	1902
33*	Walter Johnson	1914

SHUTOUTS

11*	Walter Johnson	1913
9*	Walter Johnson	1914
9*	Bob Porterfield	1953
9*	Bert Blyleven	1973
8**	Camilo Pascual	1961
8	Walter Johnson	1910
8	Walter Johnson	1917
8	Walter Johnson	1918
7	4x, last Walter Johnson	1919

SAVES

47	Joe Nathan	2009
45*	Eddie Guardado	2002
44	Joe Nathan	2004
43	Joe Nathan	2005
42	Jeff Reardon	1988
42	Rick Aguilera	1991
41	Rick Aguilera	1992
41	Eddie Guardado	2003
39	Joe Nathan	2008
38	Rick Aguilera	1998

INNINGS PITCHED

370.0*	Walter Johnson	1910
371.2	Walter Johnson	1914
371.0*	Walter Johnson	1916
368.0	Walter Johnson	1912
357.2	Case Patten	1904
346.0*	Walter Johnson	1913
336.2*	Walter Johnson	1915
328.0	Walter Johnson	1917
327.0*	Alvin Crowder	1932
325.0	Walter Johnson	1918
325.0	Bert Blyleven	1973

CAREER

1901-2023

GAMES

802	Walter Johnson	1907-27
648	Eddie Guardado	1993-2003, '08
490	Rick Aguilera	1989-99
484	Jim Kaat	1959-73
470	Firpo Marberry	1923-32, '36
460	Joe Nathan	2004-11
432	Camilo Pascual	1954-66
420	Matt Guerrier	2004-10, '14
409	Glen Perkins	2006-17
386	Juan Rincon	2001-08

GAMES STARTED

666	Walter Johnson	1907-27
433	Jim Kaat	1959-73
377	Brad Radke	1995-2006
345	Bert Blyleven	1970-76, '85-88
331	Camilo Pascual	1954-66
259	Frank Viola	1982-89
251	Dutch Leonard	1938-46
249	Jim Perry	1963-72
239	Sid Hudson	1940-52
237	Case Patten	1901-08

COMPLETE GAMES

531	Walter Johnson	1907-27
206	Case Patten	1901-08
141	Bert Blyleven	1970-76, '85-88
139	Tom Hughes	1904-13
133	Jim Kaat	1959-73
130	Dutch Leonard	1938-46
119	Camilo Pascual	1954-66
112	Sid Hudson	1940-52
104	Bob Groom	1909-13
96	Jim Shaw	1913-21

SHUTOUTS

110	Walter Johnson	1907-27
31	Camilo Pascual	1954-66
29	Bert Blyleven	1970-76, '85-88
23	Dutch Leonard	1938-46
23	Jim Kaat	1959-73
19	Bob Porterfield	1951-55
17	Case Patten	1901-08
17	Tom Hughes	1904-13
17	Jim Shaw	1913-21
17	Jim Perry	1963-72

SAVES

260	Joe Nathan	2004-11
254	Rick Aguilera	1989-98
120	Glen Perkins	2006-17
116	Eddie Guardado	1993-2003, '08
108	Ron Davis	1982-86
104	Jeff Reardon	1987-89
96	Firpo Marberry	1923-32, '36
88	Al Worthington	1964-69
76	Ron Perranoski	1968-71
54	Mike Marshall	1978-80

INNINGS PITCHED

5923.0	Walter Johnson	1907-27
3014.1	Jim Kaat	1959-73
2566.2	Bert Blyleven	1970-76, '85-88
2465.0	Camilo Pascual	1954-66
2451.0	Brad Radke	1995-06
2059.1	Case Patten	1901-08
1899.1	Dutch Leonard	1938-46
1883.1	Jim Perry	1963-72
1819.1	Sid Hudson	1940-52
1776.0	Tom Hughes	1904-13

FRANCHISE ALL-TIME TOP TEN

1901-2023

SINGLE SEASON

WALKS		
146	Bobo Newsom	1936
143	Ken Chase	1940
137	Jim Shaw	1914
128	Eric Erickson	1920
127	Jim Hughes	1975
124	Jimmie Deshong	1937
123	Jim Shaw	1917
122	Walt Masterson	1948
119	Joe Boehling	1915
116*	Rich Robertson	1996

STRIKEOUTS		
313*	Walter Johnson	1910
303*	Walter Johnson	1912
265*	Johan Santana	2004
258	Bert Blyleven	1973
249	Bert Blyleven	1974
243*	Walter Johnson	1913
245	Johan Santana	2006
238*	Johan Santana	2005
235	Johan Santana	2007
234	Dean Chance	1968
234	Pablo López	2023

HOME RUNS ALLOWED		
50*	Bert Blyleven	1986
46	Bert Blyleven	1987
43	Pedro Ramos	1957
40**	Brad Radke	1996
39*	Pedro Ramos	1961
39*	Jim Perry	1971
38	Pedro Ramos	1958
38*	Carlos Silva	2006
37	Frank Viola	1986
35	Mike Smithson* and Eric Milton	1984 and 2000/01

WIN PERCENTAGE		
.837*	Walter Johnson (36-7)	1913
.800*	Stan Coveleski (20-5)	1925
.800	Firpo Marberry (16-4)	1931
.800*	Johan Santana (12-3)	2003
.800*	Francisco Liriano (12-3)	2006
.774*	Frank Viola (24-7)	1988
.773*	Bill Campbell (17-5)	1976
.769	Jim Perry (20-6)	1969
.769	Johan Santana (20-6)	2004
.767*	Walter Johnson (23-7)	1924
.760	Johan Santana (19-6)	2006

* led league; ** tied for league lead; + led major leagues
bold indicates still active with Twins; Career batting based on 2000 at-bats;
 Season pitching records based on 120 innings pitched; Career pitching records based on 500 innings pitched;
 Career win percentage determined by at least 25 wins

CAREER

WALKS		
1355	Walter Johnson	1907-27
909	Camilo Pascual	1954-66
729	Jim Kaat	1959-73
720	Sid Hudson	1940-52
694	Walt Masterson	1939-49, '52-53
688	Jim Shaw	1913-21
674	Bert Blyleven	1970-76, '85-88
572	Bump Hadley	1926-31, '35
568	Firpo Marberry	1923-32, '36
567	Tom Hughes	1904-13

STRIKEOUTS		
3508	Walter Johnson	1907-27
2035	Bert Blyleven	1970-76, '85-88
1885	Camilo Pascual	1954-66
1851	Jim Kaat	1959-73
1467	Brad Radke	1995-06
1381	Johan Santana	2000-07
1214	Frank Viola	1982-89
1025	Jim Perry	1963-72
887	Dave Goltz	1972-79
884	Tom Hughes	1904-13

HOME RUNS ALLOWED		
326	Brad Radke	1995-06
279	Jim Kaat	1961-73
243	Bert Blyleven	1970-76, '85-88
214	Camilo Pascual	1961-66
213	Frank Viola	1982-89
209	Pedro Ramos	1955-61
166	Jim Perry	1963-72
149	Eric Milton	1998-2003
144	Johan Santana	2000-07
128	Chuck Stobbs and Kyle Lohse	1953-61 and 2001-06

WIN PERCENTAGE		
.717	Juan Berenguer (33-13)	1987-90
.698	Dutch Reuther (30-13)	1925-26
.679	Stan Coveleski (36-17)	1925-27
.679	Johan Santana (93-44)	2000-07
.622	Firpo Marberry (117-71)	1923-36
.611	Jesse Crain (33-21)	2004-10
.604	Bill Campbell (32-21)	1973-76
.602	Sam Jones (50-33)	1928-31
.599	Walter Johnson (417-279)	1907-27
.598	Earl Whitehill (64-43)	1933-36
.588	Mudcat Grant (50-35)	1964-67

HISTORY/RECORDS

SENATORS TOP PITCHERS - 1901-60

STARTERS

	W-L	SV	ERA	G	IP	H	R	ER	BB	SO
Stan Coveleski (1925-58)*	36-17	1	2.98	73	500.2	515	205	166	162	111
Alvin Crowder (1926-34)	98-69	12	3.98	236	1331.0	1372	667	589	439	450
Walter Johnson (1907-27)*	417-279	34	2.16	802	5923.0	4921	1902	1424	1355	3508
Dutch Leonard (1938-46)	118-101	2	3.27	262	1899.1	1951	852	690	403	657
Connie Marrero (1950-54)	39-40	3	3.67	118	735.1	736	332	300	249	297
Bobo Newsom (1935-37, '42, '43, '46)	61-66	7	4.28	166	1079.2	1144	588	513	497	511
Bob Porterfield (1951-55)	67-64	0	3.38	146	1041.2	1020	437	391	343	366
Early Wynn (1939-48)*	72-87	2	3.94	191	1266.2	1359	655	554	460	386

RELIEVERS

	W-L	SV	ERA	G	IP	H	R	ER	BB	SO
Dick Hyde (1955-60)	16-12	25	3.41	154	277.1	255	119	105	124	129
Firpo Marberry (1923-36)	117-71	96	3.59	470	1654.0	1620	769	659	568	667

* - Denotes MLB Hall of Famer
 - List compiled by baseball historian Stew Thornley

STREAM THE TWINS
ALL SEASON LONG



REGULAR SEASON
161 GAMES



YEAR TO YEAR



TWINS YEARLY STANDINGS

YEAR	WON	LOST	TIED	PCT.	POS.	GA/GB	MANAGER	ATTENDANCE
1961	.25	41	0	.379	9	-17.5	Lavagetto	
	45	49	1	.479			Mele	
	70	90	1	.438	7	-38.0	Combined	1,256,723
1962	.91	71	1	.562	2	-5.0	Mele	1,433,116
1963	.91	70	0	.565	3	-13.0	Mele	1,406,652
1964	.79	83	1	.488	T-6	-20.0	Mele	1,207,514
1965	.102	60	0	.630	1	+7.0	Mele	1,463,268
1966	.89	73	0	.549	2	-9.0	Mele	1,259,374
1967	.25	25	0	.500	6	-6.0	Mele	
	66	46	2	.589			Ermer	
	91	71	2	.562	T-2	-1.0	Combined	1,483,547
1968	.79	83	0	.488	7	-24.0	Ermer	1,143,257
1969	.97	65	0	.599	1	+9.0	Martin	1,349,327
1970	.98	64	0	.605	1	+9.0	Rigney	1,261,887
1971	.74	86	0	.463	5	-26.5	Rigney	940,858
1972	.36	34	0	.514	3	-9.5	Rigney	
	41	43	0	.488			Quilici	
	77	77	0	.500	3	-15.5	Combined	797,901
1973	.81	81	0	.500	3	-13.0	Quilici	907,499
1974	.82	80	1	.506	3	-8.0	Quilici	662,401
1975	.76	83	0	.478	4	-20.5	Quilici	737,156
1976	.85	77	0	.525	3	-5.0	Mauch	715,394
1977	.84	77	0	.522	4	-17.5	Mauch	1,162,727
1978	.73	89	0	.451	4	-19.0	Mauch	787,878
1979	.82	80	0	.506	4	-6.0	Mauch	1,070,521
1980	.54	71	0	.432	4	-26.5	Mauch	
	23	13	0	.639			Goyl	
	77	84	0	.478	3	-19.5	Combined	769,206
1981 (1)	.11	25	1	.306	6	-11.5	Goyl	
	6	14	0	.300			Gardner	
	17	39	1	.304	7	-18.0	Combined	
1981 (2)	.24	29	0	.453	4	-6.0	Gardner	469,206
1982	.60	102	0	.370	7	-33.0	Gardner	921,186
1983	.70	92	0	.432	T-5	-29.0	Gardner	858,939
1984	.81	81	0	.500	T-2	-3.0	Gardner	1,598,692
1985	.27	35	0	.436	6	-7.5	Gardner	
	50	50	0	.500			Miller	
	77	85	0	.475	T-4	-14.0	Combined	1,651,814
1986	.59	80	0	.425	7	-21.5	Miller	
	12	11	0	.522			Kelly	
	71	91	0	.438	6	-21.0	Combined	1,255,453
1987	.85	77	0	.525	1	+2.0	Kelly	2,081,976
1988	.91	71	0	.562	2	-13.0	Kelly	3,030,672
1989	.80	82	0	.494	5	-19.0	Kelly	2,277,438
1990	.74	88	0	.457	7	-29.0	Kelly	1,751,584
1991	.95	67	0	.586	1	+8.0	Kelly	2,293,842
1992	.90	72	0	.555	2	-6.0	Kelly	2,482,428
1993	.71	91	0	.438	T-5	-23.0	Kelly	2,048,673
1994	.53	60	0	.469	4	-14.0	Kelly	1,398,565
1995	.56	88	0	.389	5	-44.0	Kelly	1,057,667
1996	.78	84	0	.481	4	-21.5	Kelly	1,437,352
1997	.68	94	0	.420	4	-18.5	Kelly	1,411,064
1998	.70	92	0	.432	4	-19.0	Kelly	1,165,980
1999	.63	97	1	.394	5	-33.0	Kelly	1,202,829
2000	.69	93	0	.426	5	-26.0	Kelly	1,059,715
2001	.85	77	0	.525	2	-6.0	Kelly	1,782,926
2002	.94	67	0	.584	1	+13.5	Gardnhire	1,924,473
2003	.90	72	0	.556	1	+4.0	Gardnhire	1,946,011
2004	.92	70	0	.568	1	+9.0	Gardnhire	1,911,418
2005	.83	79	0	.512	3	-16.0	Gardnhire	2,304,243
2006	.96	66	0	.593	1	+1.0	Gardnhire	2,285,018
2007	.79	83	0	.488	3	-17.0	Gardnhire	2,296,383
2008	.88	75	0	.540	2	-1.0	Gardnhire	2,302,431
2009	.87	76	0	.534	1	+1.0	Gardnhire	2,416,237
2010	.94	68	0	.580	1	+6.0	Gardnhire	3,223,640
2011	.63	99	0	.389	5	-32.0	Gardnhire	3,168,107
2012	.66	96	0	.407	5	-22.0	Gardnhire	2,776,354
2013	.66	96	0	.407	4	-27.0	Gardnhire	2,477,644
2014	.70	92	0	.432	5	-20.0	Gardnhire	2,250,606
2015	.83	79	0	.512	2	-12.0	Molitor	2,220,054
2016	.59	103	0	.364	5	-35.5	Molitor	1,963,912
2017	.85	77	0	.525	2 (WC)	-17.0	Molitor	2,051,279
2018	.78	84	0	.481	2	-13.0	Molitor	1,959,197
2019	.101	61	0	.623	1	+8.0	Baldelli	2,262,524
2020	.36	24	0	.600	1	+1.0	Baldelli	--
2021	.73	89	0	.451	5	-20.0	Baldelli	1,310,199
2022	.78	84	0	.481	3	-14.0	Baldelli	1,801,128
2023	.87	75	0	.537	1	+9.0	Baldelli	1,974,124
TOTALS	4,954	5,011	8	.497				101,879,189

TWINS SEASON OPENER INFORMATION

SEASON OPENER RECORD: 28-35

DATE	OPPONENT	W/L	SCORE	WINNING PITCHER	LOSING PITCHER	ATTENDANCE
4-11-61	at New York	W	6-0	Ramos	Ford	14,607
4-10-62	at Kansas City	L	2-4	Rakow	Kralick	21,012
4-9-63	Cleveland	L	4-5	Grant	Pascual	22,091
4-14-64	at Cleveland	W	7-5	Perry	Walker	25,617
4-12-65	New York	W	5-4	Fosnow	Ramos	15,388
4-12-66	Kansas City	L	2-3	Grant	Hunter	21,658
4-11-67	at Baltimore	W	3-5	Drabowsky	Kaat	39,812
4-10-68	at Washington	W	2-0	Chance	Pascual	32,063
4-8-69	at Kansas City	L	3-4	Drabowsky	Grzenda	17,688
4-7-70	at Chicago	W	12-0	Perry	John	11,473
4-6-71	Milwaukee	L	2-7	Pattin	Perry	18,823
4-15-72	at Oakland	L	3-4	Locker	LaRoche	9,912
4-6-73	at Oakland	W	8-3	Blyleven	Hunter	38,207
4-5-74	at Kansas City	W	6-4	Campbell	McDaniel	31,781
4-8-75	at Texas	W	11-4	Blyleven	Jenkins	28,787
4-9-76	at Texas	L	1-2	Perry	Campbell	28,947
4-9-77	at Oakland	L	4-7	Torrez	Schueler	12,562
4-5-78	at Seattle	L	2-3	Abbott	Goltz	45,235
4-6-79	at Oakland	W	5-3	Goltz	Langford	10,387
4-10-80	at Oakland	W	9-7	Corbett	McCatty	24,415
4-8-81	Oakland	L	1-5	Norris	Koosman	42,658
4-8-82	Seattle	L	7-11	Bannister	Redfern	52,279
4-8-83	Detroit	L	3-11	Morris	Havens	30,961
4-3-84	Detroit	L	1-8	Morris	Williams	34,381
4-9-85	at California	W	6-2	Viola	Witt	35,244
4-8-86	at Oakland	W	3-2	Viola	Codirolli	44,726
4-7-87	Oakland	W	5-4	Frazier	Krueger	43,548
4-5-88	at New York	L	0-8	Rhoden	Viola	55,802
4-4-89	New York	L	2-4	John	Viola	52,394
4-9-90	at Oakland	L	3-8	Stewart	Anderson	48,219
4-9-91	at Oakland	L	2-7	Stewart	Morris	44,373
4-6-92	at Milwaukee	W	4-2	Willis	Nunez	52,470
4-6-93	Chicago	L	5-10	McDowell	Tapani	51,617
4-5-94	California	L	2-8	Langston	Tapani	41,012
4-26-95	at Boston	L	0-9	Sale	Erickson	32,980
4-1-96	Detroit	W	8-6	Radke	Lira	30,185
4-1-97	Detroit	W	7-5	Naulty	Niceli	43,216
4-1-98	at Toronto	L	2-3	Clemens	Tewksbury	41,387
4-6-99	Toronto	W	6-1	Radke	Hentgen	45,601
4-3-00	Tampa Bay	L	0-7	Trachsel	Radke	43,830
4-3-01	at Detroit	W	3-2	Radke	Weaver	40,104
4-1-02	at Kansas City	W	8-6	Romero	Bailey	40,605
3-31-03	at Detroit	W	3-1	Radke	Maroth	40,427
4-5-04	Cleveland	W	7-4	Rincon	Durbin	49,584
4-4-05	at Seattle	L	1-5	Moyer	Radke	46,249
4-4-06	at Toronto	L	3-5	Halladay	Santana	50,449
4-2-07	Baltimore	W	7-4	Santana	Bedard	48,711
3-31-08	Los Angeles - AL	W	3-2	Hernandez	Weaver	49,596
4-6-09	Seattle	L	4-6	Hernandez	Liriano	48,514
4-5-10	at Los Angeles - AL	L	3-6	Weaver	Baker	43,504
4-1-11	at Toronto	L	3-13	Romero	Pavano	47,984
4-6-12	at Baltimore	L	2-3	Arrieta	Pavano	46,773
4-1-13	Detroit	L	2-4	Verlander	Worley	38,282
3-31-14	at Chicago-AL	L	3-5	Sale	Nolasco	37,422
4-6-15	at Detroit	L	0-4	Price	Hughes	45,030
4-4-16	at Baltimore	L	2-3	Britton	Jepsen	45,785
4-3-17	vs. Kansas City	W	7-1	Santana	Strahm	39,615
3-29-18	at Baltimore	L	2-3	Bleier	Rodney	45,469
3-28-19	vs. Cleveland	W	2-0	Berrios	Kluber	39,519
7-24-20	at Chicago-AL	W	10-5	May	Gioiito	--
4-1-21	at Milwaukee	L	5-6	Hader	Dobnak	11,740
4-8-22	vs. Seattle	L	1-2	Ray	Ryan	35,462
3-30-23	at Kansas City	W	2-0	Lopez	Greinke	38,351

SINGLE-DATE ATTENDANCE RECORDS IN MINNESOTA BY EACH CLUB

CLUB	TOP ATTENDANCE	DAY/NIGHT	DATE
Arizona	34,044	Night	Saturday, August 5, 2023
Atlanta	40,001	Night	Friday, June 11, 2010
Baltimore	52,284	Night	Friday, July 22, 1988
Boston	44,091	Night	Tuesday, July 5, 1988
Chicago-AL	51,617	Night	Tuesday, April 6, 1993
Chicago-NL	42,304	Night	Saturday, June 24, 2006
Cincinnati	35,034	Night	Friday, July 6, 2001
Cleveland	49,653	Night	Saturday, April 29, 1989
Colorado	40,814	Night	Wednesday, June 16, 2010
Detroit	54,088	Day	Tuesday, October 6, 2009
Houston	39,659	Day	Sunday, June 21, 2009
Kansas City	53,106	Day	Sunday, Sept. 27, 1987
Los Angeles-AL	52,625	Night	Saturday, Oct. 1, 1988
Los Angeles-NL	39,775	Night	Tuesday, June 28, 2011
Miami	29,448	Day	Sunday, June 9, 2002
Milwaukee	52,293	Night	Saturday, July 9, 1988
New York-AL	52,394	Night	Tuesday, April 4, 1989
New York-NL	35,124	Day	Wednesday, July 17, 2019
Oakland	52,008	Night	Wednesday, June 4, 1988
Philadelphia	32,622	Night	Saturday, June 12, 2012
Pittsburgh	37,275	Day	Wednesday, July 29, 2015
San Diego	28,852	Night	Tuesday, September 12, 2017
San Francisco	25,613	Night	Wednesday, June 15, 2005
St. Louis	35,002	Night	Saturday, June 27, 1998
Seattle	52,279	Night	Tuesday, April 6, 1982
Tampa Bay	43,830	Night	Monday, April 3, 2000
Texas	53,031	Night	Friday, April 10, 1992
Toronto	53,067	Night	Friday, April 8, 1988
Washington	24,813	Night	Tuesday, September 10, 2019

YEAR TO YEAR

OPENING DAY LINEUPS 1961-1984

1961 at New York		1962 at Kansas City		1963 vs. Cleveland		1964 at Cleveland	
Pos.		Pos.		Pos.		Pos.	
Versalles	SS	Green	CF	Green	CF	Rollins	3B
Green	CF	Power	1B	Power	1B	Oliva	RF
Killebrew	1B	Killebrew	LF	Killebrew	LF	Allison	1B
Lemon	LF	Allison	RF	Allison	RF	Hall	CF
Allison	RF	Batthey	C	Allen	2B	Killebrew	LF
Batthey	C	Allen	2B	Batthey	C	Batthey	C
Bertoia	3B	Versalles	SS	Banks	3B	Versalles	SS
Gardner	2B	Rollins	3B	Versalles	SS	Allen	2B
Ramos	P	Kralick	P	Pascual	P	Pascual	P
Lavagetto	Mgr.	Mele	Mgr.	Mele	Mgr.	Mele	Mgr.
1965 vs. New York		1966 vs. Kansas City		1967 at Baltimore		1968 at Washington	
Pos.		Pos.		Pos.		Pos.	
Versalles	SS	Versalles	SS	Tovar	CF	Tovar	3B
Kindall	2B	Valdespino	LF	Rollins	3B	Carew	2B
Rollins	3B	Oliva	RF	Oliva	RF	Oliva	RF
Oliva	RF	Killebrew	3B	Killebrew	1B	Killebrew	1B
Killebrew	1B	Mincher	1B	Allison	LF	Allison	LF
Hall	CF	Hall	CF	Carew	2B	Roseboro	C
Allison	LF	Batthey	C	Batthey	C	Hernandez	SS
Zimmerman	C	Allen	2B	Versalles	SS	Uhlander	CF
Kaat	P	Grant	P	Kaat	P	Chance	P
Mele	Mgr.	Mele	Mgr.	Mele	Mgr.	Ermer	Mgr.
1969 at Kansas City		1970 at Chicago		1971 vs. Milwaukee		1972 at Oakland	
Pos.		Pos.		Pos.		Pos.	
Tovar	CF	Tovar	CF	Tovar	CF	Tovar	RF
Carew	2B	Carew	2B	Carew	2B	Thompson	SS
Oliva	RF	Killebrew	3B	Oliva	RF	Carew	2B
Killebrew	3B	Oliva	RF	Killebrew	3B	Killebrew	1B
Nettles	LF	Alyea	LF	Reese	1B	Darwin	CF
Reese	1B	Reese	1B	Alyea	LF	Brye	LF
Cardenas	SS	Mitterwald	C	Cardenas	SS	Soderholm	3B
Roseboro	C	Cardenas	SS	Mitterwald	C	Roof	C
Hall	P	Perry	P	Perry	P	Blyleven	P
Martin	Mgr.	Rigney	Mgr.	Rigney	Mgr.	Rigney	Mgr.
1973 at Oakland		1974 at Kansas City		1975 at Texas		1976 at Texas	
Pos.		Pos.		Pos.		Pos.	
Hisle	CF	Ferrer	SS	Carew	2B	Carew	1B
Carew	2B	Carew	2B	Bostock	CF	Ford	RF
Darwin	RF	Hisle	CF	Hisle	LF	Braun	DH
Oliva	DH	Lis	1B	Darwin	RF	Hisle	LF
Braun	3B	Darwin	RF	Oliva	DH	Bostock	CF
Lis	1B	Killebrew	DH	Soderholm	3B	Wynegar	C
Thompson	SS	Braun	LF	Braun	1B	McKay	3B
Mitterwald	C	Hundley	C	Thompson	SS	Terrell	2B
Holt	LF	Terrell	3B	Borgmann	C	Thompson	SS
Blyleven	P	Blyleven	P	Blyleven	P	Blyleven	P
Quilici	Mgr.	Quilici	Mgr.	Quilici	Mgr.	Mauch	Mgr.
1977 at Oakland		1978 at Seattle		1979 at Oakland		1980 at Oakland	
Pos.		Pos.		Pos.		Pos.	
Wynegar	C	Powell	RF	Cubbage	3B	Cubbage	1B
Smalley	SS	Smalley	SS	Smalley	SS	Wilfong	2B
Carew	1B	Carew	1B	Landreaux	LF	Smalley	SS
Bostock	CF	Adams	DH	Jackson	1B	Landreaux	LF
Hisle	LF	Wynegar	C	Adams	DH	Goodwin	DH
Ford	RF	Ford	CF	Wynegar	C	Sofield	CF
Kusick	DH	Cubbage	3B	Sofield	RF	Wynegar	C
Cubbage	3B	Norwood	LF	Norwood	CF	Powell	RF
Randall	2B	Wilfong	2B	Wilfong	2B	Castino	3B
Goltz	P	Goltz	P	Goltz	P	Koosman	P
Mauch	Mgr.	Mauch	Mgr.	Mauch	Mgr.	Mauch	Mgr.
1981 vs. Oakland		1982 vs. Seattle		1983 vs. Detroit		1984 vs. Detroit	
Pos.		Pos.		Pos.		Pos.	
Powell	RF	Eisenreich	CF	Eisenreich	CF	Eisenreich	CF
Wilfong	2B	Ward	DH	Castino	2B	Teufel	2B
Castino	3B	Engle	RF	Ward	LF	Hrbek	1B
Smalley	SS	Smalley	SS	Hrbek	1B	Brunansky	RF
Adams	DH	Hrbek	1B	Brunansky	RF	Bush	DH
Ward	LF	Gaetti	3B	Gaetti	3B	Gaetti	3B
Hatcher	1B	Wynegar	C	Bush	DH	Hatcher	LF
Johnston	CF	Wilfong	2B	Laudner	C	Laudner	C
Smith	C	Hatcher	LF	Faedo	SS	Faedo	SS
Koosman	P	Redfern	P	Havens	P	Williams	P
Goryl	Mgr.	Gardner	Mgr.	Gardner	Mgr.	Gardner	Mgr.

OPENING DAY LINEUPS 1985-2008

1985		1986		1987		1988	
at California	Pos.	at Oakland	Pos.	vs. Oakland	Pos.	at New York	Pos.
Puckett	CF	Puckett	CF	Gladden	DH	Gladden	LF
Hatcher	LF	Hatcher	LF	Lombardozi	2B	Gagne	SS
Hrbek	1B	Hrbek	1B	Puckett	CF	Puckett	CF
Smalley	SS	Brunansky	RF	Gaetti	3B	Hrbek	1B
Brunansky	RF	Salas	C	Hrbek	1B	Gaetti	3B
Stenhouse	DH	Gaetti	3B	Brunansky	RF	Bush	DH
Gaetti	3B	Smalley	DH	Davidson	LF	Brunansky	RF
Teufel	2B	Gagne	SS	Gagne	SS	Nieto	C
Laudner	C	Lombardozi	2B	Nieto	C	Lombardozi	2B
Viola	P	Viola	P	Blyleven	P	Viola	P
Gardner	Mgr.	Miller	Mgr.	Kelly	Mgr.	Kelly	Mgr.
1989		1990		1991		1992	
vs. New York	Pos.	at Oakland	Pos.	at Oakland	Pos.	at Milwaukee	Pos.
Gladden	LF	Gladden	LF	Gladden	LF	Mack	LF
Backman	2B	Bush	RF	Knoblauch	2B	Knoblauch	2B
Puckett	CF	Puckett	CF	Puckett	RF	Puckett	CF
Gaetti	3B	Hrbek	1B	Hrbek	1B	Davis	DH
Hrbek	1B	Gaetti	3B	Davis	DH	Harper	C
Laudner	C	Harper	C	Harper	C	Larkin	1B
Castillo	RF	Larkin	DH	Pagliarulo	3B	Munoz	RF
Larkin	DH	Gagne	SS	Mack	CF	Leius	3B
Gagne	SS	Newman	2B	Gagne	SS	Gagne	SS
Viola	P	Anderson	P	Morris	P	Erickson	P
Kelly	Mgr.	Kelly	Mgr.	Kelly	Mgr.	Kelly	Mgr.
1993		1994		1995		1996	
vs. Chicago-AL	Pos.	vs. California	Pos.	at Boston	Pos.	vs. Detroit	Pos.
Knoblauch	2B	Becker	CF	Knoblauch	2B	Knoblauch	2B
Mack	LF	Knoblauch	2B	Cole	CF	Becker	CF
Puckett	CF	Puckett	RF	Puckett	RF	Molitor	DH
Hrbek	1B	Winfield	DH	Munoz	DH	Cordova	LF
Winfield	DH	Munoz	LF	Maas	1B	Myers	C
Munoz	RF	Hrbek	1B	Cordova	LF	Hollins	3B
Harper	C	Walbeck	C	Leius	3B	Stahoviak	1B
Pagliarulo	3B	Leius	3B	Meares	SS	Meares	SS
Leius	SS	Meares	SS	Walbeck	C	Lawton	RF
Tapani	P	Tapani	P	Erickson	P	Radke	P
Kelly	Mgr.	Kelly	Mgr.	Kelly	Mgr.	Kelly	Mgr.
1997		1998		1999		2000	
vs. Detroit	Pos.	at Toronto	Pos.	vs. Toronto	Pos.	vs. Tampa Bay	Pos.
Knoblauch	2B	Nixon	CF	Hunter	CF	Walker	2B
Becker	CF	Gates	2B	Allen	LF	Guzman	SS
Molitor	DH	Molitor	DH	Walker	2B	Lawton	RF
Cordova	LF	Merced	1B	Coomer	3B	Huskey	DH
Lawton	RF	Cordova	LF	Lawton	RF	Koskie	3B
Steinbach	C	Lawton	RF	Cordova	DH	Coomer	1B
Stahoviak	1B	Coomer	3B	Mientkiewicz	1B	Jones	LF
Meares	SS	Steinbach	C	Steinbach	C	LeCroy	CF
Walker	3B	Meares	SS	Guzman	SS	Hunter	CF
Radke	P	Tewksbury	P	Radke	P	Radke	P
Kelly	Mgr.	Kelly	Mgr.	Kelly	Mgr.	Kelly	Mgr.
2001		2002		2003		2004	
at Detroit	Pos.	at Kansas City	Pos.	at Detroit	Pos.	vs. Cleveland	Pos.
Guzman	SS	Jones	LF	Jones	LF	Stewart	LF
Rivas	2B	Guzman	SS	Guzman	SS	Rivas	2B
Lawton	RF	Mientkiewicz	1B	Hunter	CF	Mientkiewicz	1B
Koskie	3B	Ortiz	DH	LeCroy	DH	Koskie	3B
Ortiz	DH	Hunter	CF	Cuddyer	3B	Hunter	CF
Hunter	CF	Koskie	3B	Mientkiewicz	1B	Jones	RF
Jones	LF	Buchanan	RF	Mohr	RF	LeCroy	DH
Mientkiewicz	1B	Pierzynski	C	Pierzynski	C	Mauer	C
Pierzynski	C	Rivas	2B	Rivas	2B	Guzman	SS
Radke	P	Radke	P	Radke	P	Radke	P
Kelly	Mgr.	Gardenhire	Mgr.	Gardenhire	Mgr.	Gardenhire	Mgr.
2005		2006		2007		2008	
at Seattle	Pos.	at Toronto	Pos.	vs. Baltimore	Pos.	vs. Los Angeles-AL	Pos.
Stewart	LF	Stewart	LF	Castillo	2B	Gomez	CF
Bartlett	SS	Castillo	2B	Punto	3B	Mauer	C
Mauer	C	Mauer	C	Mauer	C	Cuddyer	RF
Morneau	1B	White	DH	Cuddyer	RF	Morneau	1B
Hunter	CF	Hunter	CF	Morneau	1B	Young	LF
Jones	RF	Morneau	1B	Hunter	CF	Monroe	DH
Ford	DH	Batista	3B	White	LF	Lamb	3B
Cuddyer	3B	Kubel	RF	Cirillo	DH	Harris	2B
Rivas	2B	Castro	SS	Bartlett	SS	Everett	SS
Radke	P	Santana	P	Santana	P	Hernandez	P
Gardenhire	Mgr.	Gardenhire	Mgr.	Gardenhire	Mgr.	Gardenhire	Mgr.

YEAR TO YEAR

OPENING DAY LINEUPS 2009-2023

2009		2010		2011		2012		2013	
Seattle	Pos.	at Los Angeles-AL	Pos.	at Toronto	Pos.	at Baltimore	Pos.	Detroit	Pos.
Span	LF	Span	CF	Span	CF	Span	CF	Hicks	CF
Casilla	2B	Hudson	2B	Nishioka	2B	Carroll	SS	Mauer	C
Cuddyer	RF	Mauer	C	Mauer	C	Mauer	C	Willingham	LF
Morneau	1B	Morneau	1B	Morneau	1B	Morneau	DH	Morneau	1B
Kubel	DH	Cuddyer	RF	Young	LF	Willingham	LF	Doumit	2B
Crede	3B	Kubel	DH	Cuddyer	RF	Doumit	RF	Plouffe	3B
Gomez	CF	Young	LF	Kubel	DH	Valencia	3B	Parmelee	RF
Redmond	C	Hardy	SS	Valencia	3B	Parmelee	1B	Dozier	2B
Punto	SS	Punto	3B	Casilla	SS	Casilla	2B	Florimon	SS
Liriano	P	Baker	P	Pavano	P	Pavano	P	Worley	P
Gardenhire	Mgr.	Gardenhire	Mgr.	Gardenhire	Mgr.	Gardenhire	Mgr.	Gardenhire	Mgr.

2014		2015		2016		2017		2018	
at Chicago-AL	Pos.	at Detroit	Pos.	at Baltimore	Pos.	Kansas City	Pos.	at Baltimore	Pos.
Dozier	2B	D. Santana	SS	Dozier	2B	Dozier	2B	Dozier	2B
Suzuki	C	Dozier	2B	Mauer	1B	Grossman	DH	Mauer	1B
Mauer	1B	Mauer	1B	Sanó	RF	Buxton	CF	Sanó	3B
Willingham	LF	Hunter	RF	Plouffe	3B	Mauer	1B	Rosario	LF
Colabello	DH	Vargas	DH	Rosario	LF	Sanó	3B	Morrison	DH
Plouffe	3B	Plouffe	3B	Park	DH	Castro	C	Escobar	SS
Arcia	RF	Arcia	LF	Escobar	SS	Polanco	SS	Kepler	RF
Hicks	CF	Suzuki	C	Suzuki	C	Kepler	RF	Buxton	CF
Florimon	SS	Schafer	CF	Buxton	CF	Rosario	LF	Castro	C
Nolasco	P	Hughes	P	E. Santana	P	E. Santana	P	Odorizzi	P
Gardenhire	Mgr.	Molitor	Mgr.	Molitor	Mgr.	Molitor	Mgr.	Molitor	Mgr.

2019		2020		2021		2022		2023	
vs. Cleveland	Pos.	at Chicago-AL	Pos.	at Milwaukee	Pos.	vs. Seattle	Pos.	at Kansas City	Pos.
Kepler	RF	Kepler	RF	Arraez	LF	Buxton	CF	Kepler	RF
Polanco	SS	Donaldson	3B	Donaldson	3B	Correa	SS	Correa	SS
Cruz	DH	Polanco	SS	Polanco	2B	Polanco	2B	Buxton	DH
Rosario	LF	Cruz	DH	Sanó	1B	Urshela	3B	Larnach	LF
Cron	1B	Rosario	LF	Kepler	RF	Sanó	1B	Miranda	2B
Gonzalez	3B	Garver	C	Buxton	CF	Kirilloff	LF	Gordon	3B
Schoop	2B	Cave	CF	Garver	C	Sánchez	DH	Gallo	1B
Castro	C	Sanó	1B	Simmons	SS	Jeffers	C	Vázquez	C
Buxton	CF	Arraez	2B	Maeda	P	Kepler	RF	Taylor	CF
Berrios	P	Berrios	P	Baldelli	Mgr.	Ryan	P	López	P
Baldelli	Mgr.	Baldelli	Mgr.	Baldelli	Mgr.	Baldelli	Mgr.	Baldelli	Mgr.

TWINS ALL-TIME OPENING DAY STARTING PITCHERS

Year	Opp.	Pitcher (Line)
1961	at NYY	Pedro Ramos (W, 9.0 IP, 3 H, 0 R, 0 ER, 1 BB, 5 K)
1962	at KC	Jack Kralick (L, 6.0 IP, 5 H, 4 R, 4 ER, 0 BB, 3 K)
1963	CLE	Camilo Pascual (L, 7.0 IP, 6 H, 5 R, 5 ER, 2 BB, 3 K)
1964	at CLE	Camilo Pascual (ND, 3.0 IP, 7 H, 5 R, 5 ER, 2 BB, K)
1965	NY	Jim Kaat (ND, 9.0 IP, 5 H, 4 R, 1 ER, 1 BB, 2 K)
1966	KC	Mudcat Grant (W, 9.0 IP, 6 H, 1 R, 1 ER, 2 BB, 1 K)
1967	at BAL	Jim Kaat (L, 4.0 IP, 4 H, 4 R, 4 ER, 1 BB, 3 K)
1968	at KC	Dean Chance (W, 9.0 IP, 4 H, 0 R, 0 ER, 0 BB, 8 K)
1969	at KC	Tom Hall (ND, 5.2 IP, 9 H, 3 R, 1 ER, 0 BB, 2 K)
1970	at CWS	Jim Perry (W, 9.0 IP, 6 H, 0 R, 0 ER, 4 BB, 6 K)
1971	MIL	Jim Perry (L, 4.2 IP, 7 H, 3 R, 3 ER, 3 BB, 1 K)
1972	at OAK	Bert Blyleven (ND, 6.0 IP, 5 H, 2 R, 2 ER, 1 BB, 1 K)
1973	at OAK	Bert Blyleven (W, 9.0 IP, 10 H, 3 R, 2 ER, 2 BB, 7 K)
1974	at KC	Bert Blyleven (ND, 9.0 IP, 9 H, 4 R, 3 ER, 3 BB, 6 K)
1975	at TEX	Bert Blyleven (W, 6.1 IP, 6 H, 4 R, 4 ER, 4 BB, 8 K)
1976	at TEX	Bert Blyleven (ND, 9.0 IP, 6 H, 1 R, 1 ER, 0 BB, 8 K)
1977	at OAK	Dave Goltz (ND, 4.1 IP, 5 H, 4 R, 3 ER, 4 BB, 3 K)
1978	at SEA	Dave Goltz (W, 4.0 IP, 9 H, 3 R, 3 ER, 2 BB, 6 K)
1979	at OAK	Dave Goltz (W, 8.1 IP, 8 H, 3 R, 3 ER, 1 BB, 3 K)
1980	at OAK	Jerry Koosman (ND, 6.2 IP, 7 H, 4 R, 4 ER, 1 BB, 4 K)
1981	OAK	Jerry Koosman (L, 7.1 IP, 8 H, 4 R, 4 ER, 4 BB, 3 K)
1982	SEA	Pete Redfern (L, 5.0 IP, 6 H, 5 R, 5 ER, 1 BB, 2 K)
1983	DET	Brad Havens (L, 1.1 IP, 7 H, 8 R, 8 ER, 3 BB, 2 K)
1984	DET	Al Williams (ND, 6.1 IP, 8 H, 6 R, 6 ER, 2 BB, 2 K)
1985	at CAL	Frank Viola (W, 7.2 IP, 4 H, 2 R, 2 ER, 3 BB, 2 K)
1986	at OAK	Frank Viola (W, 7.0 IP, 7 H, 2 R, 2 ER, 3 BB, 2 K)
1987	OAK	Bert Blyleven (ND, 8.0 IP, 4 H, 4 R, 4 ER, 3 BB, 6 K)
1988	at NYY	Frank Viola (L, 5.0 IP, 8 H, 6 R, 6 ER, 1 BB, 6 K)
1989	NY	Frank Viola (L, 6.0 IP, 8 H, 3 R, 3 ER, 4 BB, 1 K)
1990	at OAK	Allan Anderson (L, 4.0 IP, 7 H, 5 R, 4 ER, 3 BB, 1 K)
1991	at OAK	Jack Morris (L, 4.2 IP, 8 H, 7 R, 3 ER, 5 BB, 4 K)
1992	at MIL	Scott Erickson (ND, 6.0 IP, 5 H, 2 R, 2 ER, 2 BB, 1 K)
1993	CWS	Kevin Tapani (L, 3.1 IP, 8 H, 9 R, 8 ER, 1 BB, 2 K)
1994	CAL	Kevin Tapani (L, 3.2 IP, 10 H, 7 R, 7 ER, 3 BB, 1 K)
1995	at BOS	Scott Erickson (L, 4.2 IP, 7 H, 2 R, 1 ER, 2 BB, 3 K)
1996	DET	Brad Radke (W, 6.0 IP, 5 H, 1 R, 1 ER, 2 BB, 8 K)
1997	DET	Brad Radke (ND, 5.0 IP, 7 H, 5 R, 5 ER, 2 BB, 2 K)
1998	at TOR	Bob Tewksbury (L, 6.0 IP, 5 H, 3 R, 3 ER, 2 BB, 2 K)
1999	TOR	Brad Radke (W, 7.0 IP, 8 H, 1 R, 1 ER, 1 BB, 5 K)

Year	Opp.	Pitcher (Line)
2000	TB	Brad Radke (L, 5.0 IP, 9 H, 6 R, 6 ER, 0 BB, 4 K)
2001	at DET	Brad Radke (W, 8.0 IP, 6 H, 1 R, 1 ER, 1 BB, 2 K)
2002	at KC	Brad Radke (ND, 4.1 IP, 8 H, 6 R, 5 ER, 0 BB, 2 K)
2003	at DET	Brad Radke (W, 6.2 IP, 3 H, 1 R, 1 ER, 1 BB, 3 K)
2004	CLE	Brad Radke (ND, 6.0 IP, 11 H, 4 R, 2 ER, 0 BB, 3 K)
2005	at SEA	Brad Radke (L, 7.0 IP, 5 H, 5 R, 4 ER, 0 BB, 5 K)
2006	at TOR	Johan Santana (L, 5.2 IP, 10 H, 4 R, 4 ER, 1 BB, 3 K)
2007	BAL	Johan Santana (W, 6.0 IP, 7 H, 4 R, 4 ER, 2 BB, 6 K)
2008	LAA	Livan Hernandez (W, 7.0 IP, 7 H, 2 R, 2 ER, 0 BB, K)
2009	SEA	Francisco Liriano (L, 7.0 IP, 4 H, 4 R, 4 ER, 0 BB, 3 K)
2010	at LAA	Scott Baker (L, 4.2 IP, 5 H, 4 R, 4 ER, 3 BB, 3 K)
2011	at TOR	Carl Pavano (L, 4.0 IP, 6 H, 8 R, 7 ER, 2 BB, 3 K)
2012	at BAL	Carl Pavano (L, 7.0 IP, 5 H, 4 R, 4 ER, 2 BB, 1 K)
2013	DET	Vance Worley (L, 6.0 IP, 8 H, 3 R, 3 ER, 1 BB, 3 K)
2014	at CWS	Ricky Nolasco (L, 6.0 IP, 10 H, 5 R, 5 ER, 2 BB, 4 K)
2015	at DET	Phil Hughes (L, 6.0 IP, 8 H, 4 R, 4 ER, 1 BB, 6 K)
2016	at BAL	Ervin Santana (ND, 2.0 IP, 2 H, 0 ER, 2 BB, 3 K)
2017	KC	Ervin Santana (W, 7.0 IP, 2 H, 1 ER, 2 BB, 3 K)
2018	at BAL	Jake Odorizzi (ND, 6.0 IP, 2 H, 0 ER, 2 BB, 7 K)
2019	CLE	José Berrios (W, 7.2 IP, 2 H, 0 ER, 1 BB, 10 K)
2020	CWS	José Berrios (ND, 4.0 IP, 7 H, 5 ER, 1 BB, 1 K)
2021	at MIL	Kenta Maeda (ND, 4.1 IP, 6 H, 1 ER, 2 BB, 5 K)
2022	SEA	Joe Ryan (L, 4.0 IP, 2 H, 2 ER, 4 BB, 4 K)
2023	at KC	Pablo López (W, 5.1 IP, 2 H, 0 R, 3 BB, 8 K)

TWINS MOST OPENING DAY STARTS

Player	Starts
Mauer	14
Killebrew	13
Carew	12
Hrbek	12
Puckett	11
Oliva	10
Pitcher	Starts
Radke	9
Blyleven	6
Viola	4
Goltz	3
10 pitchers tied	2

YEAR-BY-YEAR TEAM STATISTICS

1961 TWINS STATISTICS

Batting: (9th in A.L.)

PLAYER	AVG	G	AB	R	H	TB	2B	3B	HR	RBI	BB	SO	SB	GDP
Allison	.245	159	556	83	136	250	21	3	29	105	103	100	2	17
Altobelli	.221	41	95	10	21	34	2	1	3	14	13	14	0	2
Arrigo	.500	2	2	0	1	1	0	0	0	0	0	0	0	0
Battley	.302	133	460	70	139	216	24	1	17	55	53	65	3	18
Beccquer	.238	57	84	13	20	40	1	2	5	18	2	12	0	1
Bertoia	.212	35	104	17	22	27	2	0	1	8	20	12	0	3
Consolo	.000	11	6	0	0	0	0	0	0	0	1	1	0	0
Cueto	.000	4	0	0	0	0	0	0	0	0	0	0	0	0
Dobbek	.168	72	125	12	21	38	3	1	4	14	13	18	1	2
Dotter	.000	1	1	0	0	0	0	0	0	0	0	0	0	0
Gardner	.235	45	153	13	36	48	9	0	1	11	11	14	0	7
Giel	.500	5	2	0	1	1	0	0	0	0	0	1	0	0
Green	.285	156	600	92	171	240	28	7	9	50	81	50	17	5
Henry	.143	20	28	1	4	4	0	0	0	3	2	7	0	3
Jacobs	.250	4	8	0	2	2	0	0	0	0	0	2	0	0
Kaat	.238	33	63	10	15	20	3	1	0	1	4	13	0	2
Killebrew	.288	160	541	94	156	328	20	7	46	122	107	109	1	11
Kralick	.151	33	86	8	13	16	0	0	1	6	2	14	0	1
Lee	.069	15	29	2	2	2	0	0	0	2	0	12	0	0
Lemon	.258	129	423	57	109	179	26	1	14	52	44	98	1	11
Lepcio	.170	47	112	11	19	46	3	1	7	19	8	31	1	2
Martin	.246	108	374	44	92	135	15	5	6	36	13	42	3	9
McDevitt	.000	4	1	0	0	0	0	0	0	0	0	4	0	0
Mincher	.188	35	101	18	19	41	5	1	5	11	22	12	0	5
Moore	.000	6	4	0	0	0	0	0	0	0	2	1	0	1
Naragon	.302	57	139	10	42	52	2	1	2	11	4	8	0	5
Palmquist	.000	2	3	1	0	0	0	0	0	0	0	0	0	0
Pascual	.165	33	85	4	14	17	3	0	0	4	5	15	0	5
Pleis	.111	9	9	0	1	1	0	0	0	0	0	5	0	0
Ramos	.172	37	93	8	16	26	1	0	3	11	2	42	0	1
Rollins	.294	13	17	3	5	6	1	0	0	3	2	2	0	0
Sadowski	.000	4	6	0	0	0	0	0	0	0	0	2	0	0
Schroll	.278	6	18	3	5	9	1	0	1	3	2	4	0	0
Snyder	.000	3	5	0	0	0	0	0	0	0	0	1	0	0
Stange	.000	1	1	0	0	0	0	0	0	0	0	1	0	0
Stobbs	.375	6	8	2	3	4	1	0	0	1	1	2	0	0
Tuttle	.246	137	370	38	91	124	12	3	5	38	43	41	1	13
Valdivielso	.195	76	149	15	29	37	5	0	1	9	8	18	1	6
Vale	.156	33	32	0	5	7	2	0	0	4	3	3	0	2
Verasiles	.280	129	510	65	143	199	25	5	7	53	25	61	16	8
Whisenant	.000	10	6	1	0	0	0	0	0	0	1	2	0	0
TOTALS	.250	161	5417	707	1353	2149	215	40	167	665	597	840	47	141

Pitching: (7th in A.L.)

PLAYER	W	L	ERA	G	GS	CG	SHO	SV	IP	H	R	ER	HR	BB	SO
Arrigo	0	1	10.24	7	2	0	0	0	9.2	9	12	11	0	10	6
Beccquer	0	0	27.00	1	0	0	0	0	1.0	4	3	3	0	1	0
Brockbauer	0	0	WF	1	0	0	0	0	0	0	3	3	0	1	0
Cueto	1	3	8.18	7	5	0	0	0	21.1	27	24	17	7	10	0
Dotter	0	0	9.00	2	0	0	0	0	6.0	6	6	6	0	4	2
Giel	1	0	9.78	12	0	0	0	0	19.1	24	27	21	6	17	14
Kaat	9	17	3.90	36	29	8	1	0	200.2	187	105	87	12	82	122
Kralick	13	11	3.61	33	33	11	2	0	242.0	257	101	97	21	64	137
Lee	3	6	3.52	37	10	4	0	0	115.0	93	49	45	12	35	65
McDevitt	1	0	2.36	16	1	0	0	0	26.2	20	11	7	1	19	15
Moore	4	4	3.67	46	0	0	0	0	56.1	49	23	23	8	38	45
Palmquist	1	1	9.70	9	2	0	0	0	21.1	33	23	22	7	13	13
Pascual	15	16	3.46	35	33	15	8	0	252.1	205	114	97	26	100	221
Pleis	4	2	4.95	37	0	0	0	0	56.1	59	35	31	4	34	32
Ramos	11	20	3.95	42	34	9	3	0	264.1	265	134	116	39	79	174
Sadowski	0	2	8.82	15	1	0	0	0	33.0	49	29	25	6	11	12
Schroll	4	4	5.22	11	8	2	0	0	50.0	53	36	29	5	27	24
Stange	1	0	2.92	7	0	0	0	0	12.1	15	6	4	1	10	10
Stobbs	2	3	7.46	24	3	0	0	0	44.2	56	37	37	8	15	17
TOTALS	70	90	4.28	161	49	14	-	1432.1	1415	778	681	163	570	914	

1962 TWINS STATISTICS

Batting: (3rd in A.L.)

PLAYER	AVG	G	AB	R	H	TB	2B	3B	HR	RBI	BB	SO	SB	GDP
Allen	.269	159	573	79	154	231	27	7	12	64	62	82	0	10
Allison	.266	149	519	102	138	265	24	8	29	102	84	115	8	12
Arrigo	.000	1	0	0	0	0	0	0	0	0	0	0	0	0
Banks	.252	63	103	22	26	42	0	2	4	15	21	27	0	6
Battley	.280	148	522	58	146	205	20	3	11	57	57	48	0	18
Bonikowski	.148	29	27	3	4	4	0	0	0	0	1	15	0	0
Collum	.000	8	4	0	0	0	0	0	0	0	1	0	1	0
Donohue	.000	6	2	0	0	0	0	0	0	0	0	1	0	0
Gomez	.000	6	5	0	0	0	0	0	0	0	1	1	0	0
Goryl	.192	37	26	6	5	13	0	1	2	2	2	6	0	8
Green	.271	158	619	97	168	249	33	3	14	63	88	36	8	0
Kaat	.180	48	100	9	18	26	3	1	1	10	8	40	0	0
Killebrew	.243	155	552	85	134	301	21	1	48	126	106	142	1	14
Kralick	.202	39	88	7	18	26	1	0	2	4	1	7	0	0
Lee	.211	9	19	2	4	4	0	0	0	1	1	7	0	0
Lemon	.176	12	17	1	3	6	0	0	1	5	3	4	0	1
Manning	.000	5	1	0	0	0	0	0	0	0	0	0	0	0
Maranda	.250	32	16	0	4	6	2	0	0	1	1	6	0	1
Martinez	.167	37	18	13	3	5	0	1	0	3	3	4	0	0
Mincher	.240	86	121	20	29	59	1	1	9	29	34	24	0	4
Moore	.000	49	5	0	0	0	0	0	0	0	0	3	0	0

1962 TWINS STATISTICS

Batting: (3rd in A.L.)

PLAYER	AVG	G	AB	R	H	TB	2B	3B	HR	RBI	BB	SO	SB	GDP
Naragon	.229	24	35	1	8	9	1	0	0	3	3	1	0	1
Oliva	.444	9	9	3	4	5	1	0	0	3	3	2	0	0
Pascual	.268	34	97	9	26	36	4	0	2	19	6	8	0	3
Pleis	.286	21	14	1	4	4	0	0	0	1	1	5	0	0
Power	.290	144	611	80	177	257	28	2	16	63	22	35	7	12
Roland	0	0	0	0	0	0	0	0	0	0	0	0	0	0
Rollins	.298	159	624	96	186	267	23	5	16	96	75	62	3	13
Sadowski	.500	19	4	1	2	2	0	0	0	0	0	1	0	0
Snyder	.100	12	10	1	1	1	0	0	0	1	0	1	0	0
Stange	.059	44	17	1	1	1	0	0	0	0	1	9	0	0
Stigman	.044	40	45	2	2	2	0	0	0	2	2	22	0	1
Sullivan	.000	21	4	1	0	0	0	0	0	0	1	0	0	1
Tuttle	.211	110	123	21	26	35	4	1	1	13	19	14	1	4
Versalles	.241	160	568	69	137	212	18	3	17	67	37	71	5	13
Zimmerman	.274	34	62	8	17	21	4	0	0	7	3	5	0	1
TOTALS	.260	163	5561	798	1445	2293	215	39	185	758	649	825	33	129

Pitching: (6th in A.L.)

PLAYER	W	L	ERA	G	GS	CG	SHO	SV	IP	H	R	ER	HR	BB	SO
Arrigo	0	0	18.00	1	0	0	0	0	1.0	3	3	2	0	1	1
Bonikowski	5	7	3.88	30	13	3	0	1	99.2	95	47	43	6	38	45
Cellum	0	2	11.15	8	3	0	0	0	15.1	29	22	19	1	11	5
Donohue	0	1	6.97	6	1	0	0	0	10.1	12	8	2	6	3	3
Gomez	1	1	4.66	16	2	1	0	0	15.1	17	11	8	2	11	8
Kaatz	18	14	3.14	38	35	16	5	0	268.0	243	94	23	75	173	173
Kralick	12	11	3.86	38	37	1	0	0	242.2	239	121	104	30	61	139
Lee	3	3	4.50	9	9	1	0	0	52.0	51	27	26	8	24	28
Manning	0	0	5.14	5	1	0	0	0	7.0	14	10	4	0	1	3
Maranda	1	3	4.46	32	4	0	0	0	72.2	69	43	36	11	35	36
Moore	8	3	4.73	49	0	0	0	6	64.2	55	35	34	8	30	58
Pascual	20	11	3.32	34	33	18	5	0	257.2	236	100	95	25	59	206
Pleis	2	5	4.40	21	4	0	0	0	45.0	46	27	22	7	14	31
Roland	0	0	0.00	1	0	0	0	0	2.0	1	0	0	0	0	1
Sadowski	1	1	5.03	19	0	0	0	0	33.0	37	19	19	6	11	15
Stange	4	3	4.45	44	6	1	0	3	95.0	98	57	47	14	39	70
Stigman	12	5	3.66	40	15	6	0	3	142.2	122	60	58	19	64	116
Sullivan	4	1	3.21	21	0	0	0	2	33.1	33	17	12	3	13	10
TOTALS	91	71	3.90	163	63	53	11	15	1462.1	1400	713	633	166	493	948

1963 TWINS STATISTICS

Batting: (1st in A.L.)

PLAYER	AVG	G	AB	R	H	TB	2B	3B	HR	RBI	BB	SO	SB	GDP
Allen	.240	139	421	52	101	150	20	1	9	43	38	52	0	6
Allison	.271	148	527	99	143	281	25	4	35	91	90	109	6	7
Arrigo	.000	5	4	0	0	0	0	0	0	0	0	1	0	0
Banks	.155	25	71	5	11	24	4	0	3	8	9	21	0	2
Battley	.285	147	508	64	145	242	17	1	26	84	61	75	0	16
Beccquer	0	1	0	1	0	0	0	0	0	0	0	0	0	0
Dailey	.238	66	21	2	5	8	0	0	1	4	2	10	0	1
Detter	.000	2	0	0	0	0	0	0	0	0	0	0	0	0
Formieles	.167	11	6	1	1	3	0	0	1	0	1	3	0	0
Geryl	.287	64	150	29	43	81	5	3	9	24	15	29	0	4
Green	.238	145	280	41	67	91	10	4	27	31	21	21	11	1
Hall	.260	156	487	88	129	259	21	5	33	80	63	101	3	8
Kaatz	.131	36	61	2	8	12	1	0	1	8	2	19	0	1
Killebrew	.258	142	515	88	133	286	18	0	45	96	72	105	0	16
Kralick	.167	6	6	1	1	3	0	1	0	0	2	3	0	0
Lasher	.000	11	1	0	0	0	0	0	0	0	0	1	0	0
Lemon	.118	7	17	0	2	2	0	0	0	1	1	5	0	0
Mincher	.258	82	225	41	58	117	8	0	17	42	30	51	0	0
Moore	.333	31	3	0	1	1	0	0	0	0	0	0	0	1
Oliva	.429	7	7	0	3	3	0	0	0	1	0	2	0	0
Pascual	.250	33	92	9	23	30	5	1	0	12	3	15	0	3
Perry	.208	40	51	5	11	13	2	0	0	4	6	12	0	1
Pleis	.125	36	16	2	2	2	0	0	0	1	3	11	0	0
Post	.191	21	47	6	6	17	0	1	2	6	2	17	0	1
Power	.270	138	541	65	146	208	28	2	10	52	22	24	3	15
Rattiff	.190	10	21	2	4	8	1	0	1	3	2	7	0	0
Roggenburk	.143	36	7	0	1	1	0	0	0	0	1	2	0	0
Roland	.000	10	15	1	0	0	0	0	0	0	0	6	0	0
Rollins	.307	136	531	75	163	236	23	1	16	61	36	59	2	13
Siebler	.133	7	15	1	2	2	0	0	0	2	1	5	0	0
Stange	.096	32	52	3	5	6	1	0	0	1	5	14	0	1
Stigman	.107	33	84	4	9	10	1	0	0	4	7	48	0	2
Sullivan	.000	16	3	0	0	0	0	0	0	0	0	0	0	2
Tuttle	.000	16	3	0	0	0	0	0	0	0	0	0	0	2
Versalles	.261	159	621	74	162	249	31	13	10	54	33	66	7	11
Ward	.067	9	15	0	1	2	1	0	0	2	0	5	0	0
Wertz	.136	35	44	3	6	15	0	0	3	7	6	5	0	1
Williams	.000	3	0	0	0	0	0	0	0	0	0	0	0	0
Zimmerman	.232	39	56	3	13	14	1	0	0	3	2	8	0	3
TOTALS	.255	161	5531	767	1408	2376	223	35	225	722	547	912	32	116

OPENING DAY INFORMATION

Earliest: March 29, 2018 at BAL

Latest: July 24, 2020 at CWS

Largest crowd: 55,802, April 5,

1988 at NYY

Smallest crowd: 9,912, April 15,

1972 at OAK

Coldest Temperature: 33 degrees,

April 14, 1962 vs. LAA

Twins Opening Day Opponents

Through the Years:

Oakland/KC-12, Detroit-8,

Baltimore-5, Seattle-5, Kansas

City-5, Toronto-4, Cleveland-4,

New York-AL-4, Los Angeles-AL-4,

Chicago-AL-4, Milwaukee-3, Texas/

WAS-3, Boston-1, Tampa Bay-1

1963 TWINS STATISTICS

Pitching: (3rd in A.L.)

PLAYER	W	L	ERA	G	GS	CG	SHO	SV	IP	H	R	ER	HR	BB	SO
Arrigo	1	2	2.81	5	1	0	0	0	15.2	12	5	5	2	4	13
Dailey	6	3	1.98	66	0	0	0	13	108.2	80	26	24	9	19	72
Dotter	0	0	0.00	2	0	0	0	0	2.0	0	0	0	0	0	7
Fornieles	1	1	4.76	11	0	0	0	0	22.2	24	14	12	0	13	7
Kaaf	10	10	4.20	31	27	7	1	0	178.1	195	96	83	24	38	105
Kralick	1	4	3.81	5	5	1	0	0	25.2	28	16	11	2	8	13
Lasher	0	0	4.91	1	0	0	0	0	11.1	12	10	6	1	1	10
Moore	1	3	6.92	31	1	0	0	0	38.2	50	34	30	8	17	38
Pascual	21	9	2.46	31	31	18	3	0	248.1	205	75	68	21	81	202
Perry	9	9	3.74	35	25	5	1	0	168.1	167	77	70	17	57	65
Pleis	6	2	4.37	36	4	1	0	0	68.0	67	37	33	10	16	37
Roggenburk	2	4	2.16	36	2	0	0	4	50.0	47	26	12	3	22	24
Roland	4	1	2.57	10	7	2	1	0	49.0	32	17	14	4	27	34
Siebler	2	1	2.77	7	5	2	0	0	38.2	25	13	12	6	12	22
Stange	12	5	2.62	32	20	7	2	0	164.2	145	53	48	21	43	100
Stigman	15	15	3.25	33	33	15	3	0	241.0	210	90	87	32	81	193
Sullivan	0	1	5.73	10	0	0	0	1	11.0	15	7	7	1	4	2
Williams	0	0	11.25	3	0	0	0	0	4.1	8	5	5	1	1	2
TOTALS	91	70	3.28	161	58	13	18	1446.1	1322	602	527	162	458	941	

1964 TWINS STATISTICS

Batting: (4th in A.L.)

PLAYER	AVG	G	AB	R	H	TB	2B	3B	HR	RBI	BB	SO	SB	GDP
Allen	.214	74	243	28	52	80	8	1	6	20	33	30	1	7
Allison	.287	149	492	90	141	272	27	4	32	86	92	99	10	7
Arrigo	.172	41	29	3	5	6	1	0	0	3	2	7	0	0
Banks	.000	1	1	0	0	0	0	0	0	0	1	0	0	0
Batthey	.272	131	405	33	110	165	17	1	12	52	51	49	1	23
Bethea	.167	10	30	4	5	6	1	0	0	2	4	4	0	0
Bloomfield	.143	7	7	1	1	1	0	0	0	0	0	0	0	0
Boswell	.222	4	9	1	2	2	0	0	0	1	0	2	0	0
Dailey	.000	14	0	0	0	0	0	0	0	0	0	0	0	0
Dotter	.000	3	0	0	0	0	0	0	0	0	0	0	0	0
Fischer	.000	7	0	0	0	0	0	0	0	0	0	0	0	0
Fosnow	.000	7	0	0	0	0	0	0	0	0	0	0	0	0
Gonyl	.140	58	114	9	16	20	0	0	1	10	25	1	3	2
Grant	.167	39	60	8	10	12	2	0	0	3	2	18	0	3
Green	.000	26	15	3	0	0	0	0	0	4	6	0	0	0
Hall	.282	149	510	61	144	245	20	3	25	75	44	112	5	10
Henry	.122	22	41	4	5	14	1	1	2	5	2	17	0	1
Kaat	.169	46	83	11	14	24	1	0	3	11	11	31	0	1
Killebrew	.270	158	577	95	156	316	11	1	49	111	93	135	0	15
Kindall	.148	62	128	8	19	24	2	0	1	6	7	44	0	2
Klippstein	.000	33	2	0	0	0	0	0	0	0	1	1	0	0
Kostro	.272	59	103	10	28	42	5	0	3	12	4	21	0	2
McGabe	.158	14	19	1	3	3	0	0	0	2	0	8	0	0
Mischer	.237	120	287	45	68	157	12	4	23	56	27	51	0	8
Nieson	.000	2	0	0	0	0	0	0	0	0	0	0	0	0
Nossek	.000	7	1	1	0	0	0	0	0	0	0	0	0	0
Oliva	.323	161	672	109	217	374	43	9	32	94	34	68	12	9
Pascual	.181	36	94	3	17	24	7	0	0	8	8	9	0	1
Perry	.154	41	13	0	2	2	0	0	0	1	0	4	0	1
Pleis	.250	47	4	2	1	1	0	0	0	1	2	0	0	0
Power	.222	19	45	6	10	12	2	0	0	1	3	3	0	0
Reese	.000	10	7	0	0	0	0	0	0	0	0	1	0	1
Roland	.148	30	27	2	4	4	0	0	0	0	0	11	0	0
Rollins	.270	148	596	87	161	242	25	10	12	68	53	80	2	12
Shifflett	.000	10	4	0	0	0	0	0	0	0	0	2	0	0
Siebler	.000	9	0	0	0	0	0	0	0	0	0	0	0	0
Snyder	.155	26	71	3	11	16	2	0	1	9	4	11	0	4
Stange	.040	14	25	1	1	1	0	0	0	2	5	14	0	1
Stigman	.101	32	69	2	7	9	2	0	0	0	2	34	0	1
Versalles	.259	160	659	94	171	284	33	10	20	64	42	88	14	5
Ward	.226	12	31	4	7	9	2	0	0	2	6	13	0	0
Whitby	.000	4	1	0	0	0	0	0	0	0	0	1	0	0
Worthington	.063	41	16	2	1	1	0	0	0	0	0	2	0	0
Zimmerman	.200	63	120	6	24	27	3	0	0	12	10	15	0	6
TOTALS	.252	163	5610	737	1413	2395	227	46	221	707	553	1019	46	120

Pitching: (5th in A.L.)

PLAYER	W	L	ERA	G	GS	CG	SHO	SV	IP	H	R	ER	HR	BB	SO	
Arrigo	7	4	3.86	41	12	2	1	1	105.1	97	48	45	11	45	96	
Boswell	2	0	4.30	4	4	0	0	0	23.1	21	11	11	4	12	25	
Dailey	1	2	8.40	14	0	0	0	0	15.1	23	16	14	3	18	6	
Dotter	0	0	2.25	3	0	0	0	0	4.1	3	2	1	1	3	6	
Fischer	0	1	7.71	9	0	0	0	0	7.1	16	6	6	2	4	2	
Fosnow	0	1	10.64	7	0	0	0	0	10.2	13	13	13	3	8	9	
Grant	0	1	2.82	26	23	10	0	0	166.0	162	73	52	21	36	75	
Kaat	17	11	3.22	36	34	13	0	0	243.0	231	100	87	23	60	171	
Klippstein	0	4	1.96	33	0	0	0	2	46.1	44	12	10	4	20	39	
Nieson	0	0	4.50	2	0	0	0	0	2.0	1	1	1	1	1	5	
Pascual	15	12	3.30	36	36	14	1	0	267.1	245	121	98	30	98	213	
Perry	6	3	3.46	42	1	0	0	1	65.1	61	26	25	7	23	55	
Pleis	4	1	3.88	47	0	0	0	2	50.2	43	23	22	6	31	42	
Roland	2	6	4.12	30	13	1	0	2	94.1	76	48	43	12	55	63	
Shifflett	0	2	4.50	10	0	0	0	1	17.2	22	9	9	1	7	8	
Siebler	0	0	4.91	9	0	0	0	0	11.0	10	6	6	1	6	10	
Stange	3	6	4.73	14	11	2	0	0	79.2	78	54	42	13	19	54	
Stigman	6	15	4.03	32	29	5	1	0	190.0	160	94	85	31	70	159	
Whitby	0	0	0.00	4	0	0	0	0	6.0	6	6	3	1	1	7	
Worthington	5	6	1.38	41	0	0	0	0	14	72.1	47	18	11	4	28	59
TOTALS	79	83	3.57	163	47	4	24	1478.1	1361	678	587	181	545	1099		

YEAR TO YEAR

1965 TWINS STATISTICS

Batting: (1st in A.L.)

PLAYER	AVG	G	AB	R	H	TB	2B	3B	HR	RBI	BB	SO	SB	GDP
Allen	.231	19	39	2	9	11	2	0	0	6	6	8	0	0
Allison	.233	135	438	71	102	195	14	5	23	78	73	114	10	5
Battley	.297	131	394	36	117	161	22	2	6	60	50	23	0	7
Boswell	.316	36	38	7	12	14	0	1	0	1	1	6	0	1
Cimino	.000	0	0	0	0	0	0	0	0	0	0	0	0	0
Fosnow	.000	29	5	0	0	0	0	0	0	0	0	4	0	0
Grant	.155	50	97	13	15	22	3	2	0	8	7	27	0	1
Hall	.285	148	522	81	149	242	25	4	20	86	51	79	14	6
Kaat	.247	56	93	6	23	30	4	0	1	9	3	29	2	1
Killebrew	.269	113	401	78	108	201	16	1	25	75	72	69	0	10
Kindall	.196	125	342	41	67	99	12	1	6	36	36	97	2	6
Klippstein	.000	56	8	0	0	0	0	0	0	0	0	1	3	0
Kosco	.236	23	55	3	13	20	4	0	1	6	1	15	0	0
Kostro	.105	20	31	2	5	7	2	0	0	1	4	5	0	1
Merritt	.136	16	22	1	3	3	0	0	0	2	3	14	0	0
Mincher	.251	128	346	43	87	176	17	3	22	65	49	73	1	3
Nelson	.111	28	87	0	1	1	0	0	0	0	0	5	0	0
Nosek	.218	87	170	19	37	52	9	0	2	16	7	22	2	5
Oliva	.321	149	576	107	185	283	40	5	16	98	55	64	19	8
Pascual	.200	27	60	7	12	19	1	0	2	8	2	8	0	2
Perry	.170	36	53	3	9	12	1	1	0	3	1	16	0	0
Pleis	.000	41	7	0	0	0	0	0	0	0	0	3	0	0
Quilici	.208	56	149	16	31	38	5	1	0	7	15	33	1	4
Reese	.286	14	7	0	2	3	1	0	0	0	2	2	0	0
Roggenburk	.000	12	3	1	0	0	0	0	0	0	1	1	0	0
Rollins	.249	140	469	59	117	156	22	1	5	32	37	54	4	13
Sevcik	.063	12	16	1	1	2	1	0	0	0	1	5	0	1
Siebler	.000	0	1	0	0	0	0	0	0	0	0	1	0	0
Stigman	.133	33	15	0	2	3	1	0	0	0	0	7	2	0
Tovar	.208	18	25	3	2	6	1	0	0	2	2	3	2	0
Uniaender	.4	182	13	22	1	4	4	0	0	0	1	0	2	1
Valdespino	.261	108	245	38	64	79	8	2	1	22	20	28	7	5
Versalles	.273	160	666	126	182	308	45	12	19	77	41	122	27	7
Worthington	.111	62	10	1	1	1	0	0	0	2	4	0	0	0
Zimmerman	.214	83	154	8	33	39	1	1	1	11	12	23	0	6
TOTALS	.254	162	5488	774	1396	2187	257	42	150	711	554	969	92	93

Pitching: (3rd in A.L.)

PLAYER	W	L	ERA	G	GS	CG	SHO	SV	IP	H	R	ER	HR	BB	SO
Boswell	6	5	3.40	27	12	1	0	0	106.0	77	43	40	20	46	85
Cimino	0	0	0.00	1	0	0	0	0	1.0	0	0	0	0	0	0
Fosnow	3	3	4.40	29	0	0	0	1	46.2	33	29	23	7	25	35
Grant	21	7	3.30	41	39	14	6	0	270.1	252	107	99	34	61	142
Kaat	18	11	2.83	45	42	7	2	2	264.1	267	121	83	25	63	154
Klippstein	9	3	2.25	56	0	0	0	3	76.1	59	22	19	8	31	59
Merritt	5	4	3.16	16	9	1	0	2	76.2	68	29	27	11	20	61
Nelson	0	4	4.09	28	3	0	0	3	54.2	57	29	25	7	23	31
Pascual	9	3	3.35	27	27	5	1	0	156.0	126	67	58	12	63	96
Perry	12	7	2.63	36	19	4	2	0	167.2	142	57	48	18	47	86
Pleis	4	4	3.00	41	2	0	0	2	51.1	49	20	17	3	27	33
Roggenburk	1	0	3.43	12	0	0	0	0	21.0	8	11	10	8	1	12
Siebler	0	0	4.20	7	1	0	0	0	15.0	11	7	7	2	11	15
Stigman	4	2	4.37	33	8	0	0	4	70.0	59	34	34	14	33	70
Worthington	10	7	2.14	62	0	0	0	14	80.1	57	25	19	4	41	59
TOTALS	102	60	3.14	162	32	12	31	1457.1	1278	600	508	166	503	934	

1966 TWINS STATISTICS

Batting: (3rd in A.L.)

PLAYER	AVG	G	AB	R	H	TB	2B	3B	HR	RBI	BB	SO	SB	GDP
Allen	.238	101	319	34	76	111	18	1	5	30	26	40	2	10
Allison	.220	70	168	34	37	69	6	1	8	19	30	34	6	2
Battley	.255	115	364	30	93	119	12	1	4	34	43	30	4	15
Boswell	.143	32	63	4	9	10	1	0	0	3	0	18	0	2
Cimino	.000	35	6	0	0	0	0	0	0	0	1	4	0	0
Clark	1.000	5	0	0	0	0	0	0	0	0	0	0	0	0
Grant	.192	35	78	5	15	20	3	0	0	10	3	23	0	3
Hall	.239	120	356	52	85	160	7	4	20	47	33	66	1	14
Kaat	.195	47	118	12	23	33	2	1	2	13	5	41	0	1
Keller	.000	3	1	0	0	0	0	0	0	0	0	0	0	0
Killebrew	.281	162	569	89	160	306	27	1	39	110	103	98	0	12
Klippstein	.000	26	3	0	0	0	0	0	0	0	0	3	0	0
Kosco	.222	57	158	11	35	46	5	0	2	13	7	31	0	4
Merritt	.103	31	39	2	4	5	1	0	0	1	4	16	0	1
Mincher	.251	139	431	53	108	180	30	0	14	62	58	68	3	13
Mitterwald	.200	3	5	1	1	1	0	0	0	0	0	0	0	0
Nixon	.260	51	96	5	25	29	2	1	0	7	7	13	0	2
Nosek	.000	4	0	0	0	0	0	0	0	0	0	0	0	0
Oliva	.307	159	622	99	191	312	32	7	25	87	42	72	13	16
Olum	.000	3	2	0	0	0	0	0	0	0	1	1	0	0
Pascual	.216	21	37	3	8	9	1	0	0	1	0	5	0	3
Perry	.220	33	59	5	13	20	4	0	1	7	5	18	0	0
Pleis	.000	8	0	0	0	0	0	0	0	0	0	0	0	0
Reese	.000	3	2	0	0	0	0	0	0	0	1	2	0	0
Roggenburk	.000	12	0	0	0	0	0	0	0	0	0	0	0	0
Roland	.000	1	0	0	0	0	0	0	0	0	0	0	0	0
Rollins	.245	90	269	30	66	105	7	1	10	40	13	34	0	9
Siebler	.000	23	11	0	0	0	0	0	0	0	2	6	0	0
Tovar	.260	134	465	57	121	156	19	5	2	41	50	16	7	7
Uniaender	.226	105	367	39	83	105	12	2	22	27	32	10	4	4
Valdespino	.176	52	108	11	18	28	1	1	2	9	4	24	2	5
Versalles	.249	137	543	73	135	188	20	6	7	36	40	85	10	11
Worthington	.273	65	11	2	3	6	3	0	0	3	0	6	0	0
Zimmerman	.252	60	119	11	30	39	4	1	1	15	15	23	0	4
TOTALS	.249	162	5390	663	1341	2058	219	33	144	611	513	844	67	138

1966 TWINS STATISTICS

Pitching: (2nd in A.L.)

PLAYER	W	L	ERA	G	GS	CG	SHO	SV	IP	H	R	ER	HR	BB	SO
Boswell	12	5	3.14	28	21	8	1	0	169.1	120	66	59	19	65	173
Cimino	2	5	2.91	35	0	0	0	3	64.2	53	27	21	4	30	57
Grant	13	13	3.25	35	35	10	3	0	249.0	248	104	90	23	49	110
Kaaf	25	13	2.74	41	41	19	3	0	304.2	271	114	93	29	55	205
Keller	0	0	5.40	26	0	0	0	0	5.1	7	4	3	2	1	1
Klipstein	1	1	3.38	26	0	0	0	3	40.0	35	15	15	3	20	26
Merritt	7	14	3.38	31	18	5	1	3	144.0	112	57	54	17	33	124
Ollum	0	0	3.60	3	1	0	0	0	10.0	6	4	4	1	1	11
Pascual	8	6	4.89	21	19	2	0	0	103.0	113	63	56	9	30	56
Perry	11	7	2.54	33	25	8	1	0	184.0	149	61	52	17	53	122
Pleis	1	2	2.00	8	0	0	0	0	9.1	5	6	2	1	4	9
Roggenburk	1	2	6.00	12	0	0	0	1	12.1	14	8	8	4	10	3
Roland	0	0	0.00	1	0	0	0	0	2.0	0	0	0	0	0	1
Siebler	2	2	3.42	23	2	0	0	1	49.2	47	26	19	6	14	24
Worthington	6	3	2.47	65	0	0	0	11	91.1	66	26	25	6	27	93
TOTALS	89	73	3.13	162	52	11	22	1438.2	1246	581	501	139	392	1015	

1967 TWINS STATISTICS

Batting: (4th in A.L.)

PLAYER	AVG	G	AB	R	H	TB	2B	3B	HR	RBI	BB	SO	SB	GDP
Allison	.258	153	496	73	128	233	21	6	24	75	74	114	6	5
Batthey	.165	48	109	6	18	23	3	1	0	8	13	24	0	4
Bond	.313	10	16	4	5	9	1	0	1	5	3	1	0	0
Boswell	.219	44	73	12	16	23	2	1	1	3	1	26	0	2
Carew	.292	137	514	66	150	210	22	7	8	51	37	91	5	12
Chance	.033	41	92	2	3	3	0	0	0	0	7	58	0	1
Clark	.167	20	60	7	10	21	3	1	2	11	4	9	0	3
Grant	.179	27	28	6	5	6	0	0	0	2	1	2	0	1
Hardy	.375	11	8	1	3	4	0	0	1	2	1	1	0	0
Hernandez	.143	29	28	1	4	4	0	0	0	3	0	6	0	0
Izquierdo	.269	16	26	4	7	9	2	0	0	2	1	2	0	0
Kaaf	.172	45	99	7	17	25	3	1	1	4	7	26	0	2
Kelly	.000	8	1	1	0	0	0	0	0	0	0	1	0	0
Killebrew	.269	163	547	105	147	305	24	1	44	113	131	111	1	16
Kline	.000	54	5	0	0	0	0	0	0	0	0	3	0	0
Kosco	.143	9	28	4	4	5	1	0	0	4	2	4	0	1
Kostr	.323	32	31	4	10	10	0	0	0	2	3	2	0	2
Merritt	.135	37	74	4	10	13	3	0	0	2	7	33	0	2
Nelson	.115	1	0	0	0	0	0	0	0	0	0	0	0	0
Nettles	.333	3	3	0	1	2	1	0	0	0	0	0	0	0
Nixon	.235	74	170	16	40	51	6	1	1	22	18	29	0	4
Oliv	.289	146	557	76	161	258	34	6	17	83	44	61	11	9
Ollum	.200	21	5	0	1	1	0	0	0	0	0	1	0	0
Perry	.190	39	42	2	8	12	1	0	1	7	0	6	0	2
Quilici	.105	23	19	2	2	3	1	0	0	0	3	4	0	1
Reese	.248	95	101	13	25	42	5	0	4	20	8	17	0	1
Roland	.000	25	3	0	0	0	0	0	0	0	0	0	0	0
Rollins	.245	109	339	31	83	116	11	2	6	39	27	58	1	10
Siebler	.222	2	0	0	0	0	0	0	0	0	0	0	0	0
Iovar	.267	164	649	98	173	237	32	7	6	47	46	51	19	8
Uhlendoer	.258	133	415	41	107	158	19	7	6	49	13	45	4	4
Valdespino	.165	99	97	9	16	21	2	0	1	3	5	22	3	1
Versalles	.200	160	581	60	116	164	16	7	6	33	113	5	15	0
Worthington	.200	59	8	0	0	0	0	0	0	1	1	5	0	0
Zimmerman	.167	104	234	13	39	45	3	0	0	12	22	49	0	8
TOTALS	.240	164	5458	671	1309	2014	216	48	131	619	512	976	55	114

Pitching: (2nd in A.L.)

PLAYER	W	L	ERA	G	GS	CG	SHO	SV	IP	H	R	ER	HR	BB	SO
Boswell	14	12	3.27	37	32	11	3	0	222.2	162	84	81	14	107	204
Chance	20	14	2.73	41	39	18	5	1	283.2	244	109	86	17	68	220
Grant	5	6	4.74	27	14	2	0	0	95.1	121	56	50	10	17	50
Kaaf	16	13	3.05	42	38	13	2	0	263.1	269	110	89	21	42	211
Kline	7	1	3.75	54	0	0	0	5	71.2	71	33	30	10	15	36
Merritt	13	7	2.53	37	28	11	4	0	227.2	196	72	64	21	30	161
Nelson	0	0	54.00	1	0	0	0	0	0.1	3	2	2	1	0	0
Ollum	0	1	5.40	21	2	0	0	0	35.0	33	24	21	4	11	17
Perry	8	7	3.02	37	11	3	2	0	130.2	123	51	44	8	50	94
Roland	0	1	3.00	25	0	0	0	2	35.2	33	12	12	3	17	16
Siebler	0	0	3.00	2	0	0	0	0	3.0	4	1	1	0	1	0
Worthington	8	9	2.84	59	0	0	0	16	92.0	77	35	29	6	38	80
TOTALS	91	71	3.14	164	58	18	24	1461.0	1336	590	509	115	396	1089	

1968 TWINS STATISTICS

Batting: (2nd in A.L.)

PLAYER	AVG	G	AB	R	H	TB	2B	3B	HR	RBI	BB	SO	SB	GDP
Allison	.247	145	469	63	116	214	16	8	22	52	52	98	9	16
Boswell	.233	37	60	9	14	22	3	1	1	4	2	24	0	1
Carew	.273	127	461	46	126	160	27	2	1	42	26	71	12	11
Chance	.054	43	93	0	5	5	0	0	0	3	3	63	0	0
Clark	.185	104	227	14	42	52	5	1	1	13	16	44	3	2
Hell	.000	11	0	0	0	0	0	0	0	0	0	0	0	0
Hernandez	.176	83	198	13	35	44	3	0	2	17	9	32	5	3
Holt	.208	70	106	9	22	26	2	1	0	8	4	20	0	3
Kaaf	.156	36	77	7	12	15	3	0	0	5	2	18	0	2
Keller	.000	8	1	0	0	0	0	0	0	0	0	1	0	0
Kelly	.114	12	35	2	4	9	2	0	1	2	3	10	0	1
Killebrew	.210	100	295	40	62	124	7	2	17	40	70	70	0	13
Kostr	.241	63	108	9	26	32	4	1	0	9	6	20	0	2
Look	.246	59	118	7	29	33	4	0	0	9	20	24	0	5
Merritt	.141	38	71	1	10	12	2	0	0	1	5	22	0	2
Miller	.143	45	7	0	1	1	0	0	0	1	0	3	0	0
Mitterwald	.206	11	34	1	7	8	1	0	0	1	3	8	0	1

YEAR TO YEAR

1968 TWINS STATISTICS

Batting: (2nd in A.L.)

PLAYER	AVG	G	AB	R	H	TB	2B	3B	HR	RBI	BB	SO	SB	GDP
Morris	.000	3	3	1	0	0	0	0	0	0	0	1	0	0
Nettles	.224	22	76	13	17	36	2	1	5	8	7	20	0	2
Oliva	.289	128	470	54	136	224	24	5	18	68	45	61	10	10
Perranoski	.000	66	7	0	0	0	0	0	0	0	0	3	0	0
Perry	.145	32	42	4	6	13	1	0	2	5	2	12	0	1
Quilici	.245	97	229	22	56	78	11	4	4	22	21	45	0	5
Reese	.259	126	332	40	86	117	15	2	4	28	18	36	3	5
Renick	.216	42	97	16	21	39	5	2	3	13	9	42	0	2
Roland	.000	29	8	0	0	0	0	0	0	1	1	4	0	0
Rollins	.241	93	203	14	49	72	5	0	6	30	10	34	3	6
Roseboro	.216	135	380	31	82	118	12	0	8	39	46	57	2	7
Stephen	.000	2	3	0	0	0	0	0	0	0	0	1	0	0
Tovar	.272	157	613	89	167	228	31	6	6	47	34	41	35	2
Uhlender	.283	140	488	52	138	190	21	5	7	52	28	46	16	3
Worthington	.000	54	7	0	0	0	0	0	0	0	0	5	0	0
Zimmerman	.111	24	45	3	5	6	1	0	0	2	3	10	0	0
TOTALS	.237	162	5373	562	1274	1878	207	41	105	522	445	966	98	106

Pitching: (6th in A.L.)

PLAYER	W	L	ERA	G	GS	CG	SHO	SV	IP	H	R	ER	HR	BB	SO
Boswell	10	13	3.32	34	28	7	2	0	190.0	148	79	70	19	87	143
Chance	16	16	2.53	43	39	15	6	0	292.0	224	96	82	15	63	234
Hall	2	1	2.40	8	4	0	0	0	29.2	27	15	8	1	12	18
Kaat	14	12	2.94	30	29	9	2	0	208.0	192	78	68	16	40	130
Keller	0	1	2.81	7	1	0	0	0	16.0	18	6	5	2	4	11
Merritt	12	16	3.25	38	34	11	1	1	238.1	207	102	86	21	52	181
Miller	0	3	2.75	45	0	0	0	2	72.1	65	26	22	1	24	41
Morris	0	1	1.64	3	2	0	0	0	10.2	11	5	2	0	4	6
Perranoski	8	7	3.10	66	0	0	0	5	87.0	86	36	30	5	38	65
Perry	8	6	2.27	32	18	3	2	1	139.0	113	37	35	8	26	69
Roland	4	1	3.48	28	4	1	0	0	61.2	55	33	24	3	24	36
Stephen	0	0	0.00	2	2	0	0	0	11.1	11	7	6	0	1	1
Tovar	0	0	0.00	1	0	0	0	0	1.0	0	0	0	0	0	0
Worthington	4	5	2.72	54	0	0	0	17	76.1	67	26	23	0	32	57
TOTALS	79	83	2.89	162	46	14	26	1433.1	1224	546	461	92	414	996	

1969 TWINS STATISTICS

Batting: (1st in A.L.)

PLAYER	AVG	G	AB	R	H	TB	2B	3B	HR	RBI	BB	SO	SB	GDP
Allison	.228	81	189	18	43	79	8	2	8	27	29	39	2	8
Boswell	.170	40	94	7	16	26	2	1	2	9	2	29	0	3
Brandon	.000	3	1	0	0	0	0	0	0	0	1	0	0	0
Cardenas	.280	160	578	67	162	224	24	4	10	70	66	96	5	19
Carew	.332	123	458	79	152	214	30	4	8	56	37	72	19	7
Chance	.042	20	24	1	1	1	0	0	0	1	2	19	0	0
Clark	.125	5	8	0	1	1	0	0	0	0	0	0	0	1
Crider	.444	21	9	3	4	6	2	0	0	0	0	2	0	0
Dempsey	.500	5	6	1	3	4	1	0	0	0	1	0	0	0
Grzenda	.000	38	5	0	0	0	0	0	0	0	2	3	0	0
Hall	.186	32	43	5	8	9	1	0	0	0	4	14	0	0
Hill	.000	16	2	4	0	0	0	0	0	0	0	1	1	0
Holt	.357	12	14	3	5	8	0	0	1	2	0	4	0	0
Kaat	.207	43	87	8	18	32	8	0	2	10	4	20	0	0
Killebrew	.276	162	555	106	153	324	20	2	49	140	145	84	8	16
Kostro	.000	2	0	0	0	0	0	0	0	0	0	1	0	0
Manuel	.207	83	164	14	34	46	6	0	2	24	28	33	1	3
Miller	.000	48	31	0	0	0	0	0	0	0	1	17	0	1
Mitterwald	.257	69	187	18	48	71	8	0	5	13	17	47	0	6
Morris	.222	6	9	0	2	2	0	0	0	0	1	2	0	0
Nash	.222	6	9	0	2	2	0	0	0	0	1	2	0	0
Nettles	.222	66	225	27	50	84	9	2	7	26	32	47	1	6
Oliva	.309	153	637	97	197	316	39	4	24	101	45	66	10	10
Perranoski	.083	75	24	1	2	2	0	0	0	1	2	14	0	1
Perry	.172	47	93	8	16	21	3	1	0	7	3	24	0	5
Quilici	.174	118	144	19	25	36	3	1	2	12	12	22	2	2
Reese	.322	132	419	52	135	215	24	4	16	69	23	57	1	6
Renick	.245	71	139	21	34	52	3	0	5	17	12	32	0	4
Roseboro	.263	115	361	33	95	116	12	0	3	32	39	44	5	6
Tischinski	.191	37	47	2	9	9	0	0	0	2	8	8	0	0
Tovar	.288	158	535	99	154	222	25	5	11	52	37	37	45	7
Uhlender	.273	152	554	93	151	197	18	2	8	62	44	52	15	3
Walters	.000	6	0	0	0	0	0	0	0	0	0	0	0	0
Woodson	.074	44	27	3	2	2	0	0	0	0	2	16	0	0
Worthington	.000	46	5	0	0	0	0	0	0	0	0	4	0	0
Zepp	.000	4	1	0	0	0	0	0	0	0	0	0	0	0
TOTALS	.268	162	5677	790	1520	2319	246	32	163	733	599	906	115	114

Pitching: (3rd in A.L.)

PLAYER	W	L	ERA	G	GS	CG	SHO	SV	IP	H	R	ER	HR	BB	SO
Boswell	20	12	3.23	39	38	10	0	0	256.1	215	105	92	18	99	190
Brandon	0	0	3.00	3	0	0	0	0	3.1	5	3	1	1	3	1
Chance	5	4	2.97	20	15	1	0	0	88.1	76	39	29	6	35	50
Crider	1	0	4.66	21	1	0	0	1	28.2	31	15	15	3	15	16
Grzenda	4	1	3.86	38	0	0	0	3	48.2	52	23	21	4	17	24
Hall	8	7	3.32	31	18	5	2	0	140.2	129	63	52	12	50	92
Kaat	14	13	3.50	40	32	10	0	1	242.1	252	114	94	23	75	139
Miller	5	5	3.03	48	11	1	0	3	119.1	118	42	40	9	32	57
Morris	0	1	5.40	75	0	0	0	0	5.1	6	4	3	4	4	1
Perranoski	9	10	2.82	46	36	12	3	0	261.2	244	87	82	18	66	153
Perry	0	0	5.14	6	0	0	0	0	6.2	6	4	1	1	3	2
Walters	7	5	3.68	44	10	2	0	1	110.1	99	49	45	11	49	66
Woodson	4	1	4.57	46	0	0	0	3	61.0	65	31	31	7	20	51
Worthington	0	0	7.20	4	0	0	0	0	5.1	6	7	4	1	4	2
TOTALS	97	65	3.24	162	41	8	43	1497.2	1388	618	539	119	524	906	

1970 TWINS STATISTICS

Batting: (1st in A.L.)

PLAYER	AVG	G	AB	R	H	TB	2B	3B	HR	RBI	BB	SO	SB	GDP
Allison	.208	47	72	15	15	23	5	0	1	7	14	20	1	2
Alyea	.291	94	258	34	75	137	12	1	16	61	28	51	3	12
Barber	.000	19	2	0	0	0	0	0	0	0	0	0	0	0
Blyleven	.140	27	50	2	7	7	0	0	0	1	1	25	0	0
Boswell	.160	20	25	0	4	5	1	0	0	0	1	4	0	0
Brue	.182	9	11	0	2	3	1	0	0	2	2	4	0	0
Cardenas	.247	160	588	67	145	220	34	4	11	65	42	101	4	11
Carew	.366	51	191	27	70	100	12	3	4	28	11	28	4	1
Dempsey	.000	5	7	1	0	0	0	0	0	0	1	1	0	1
Hall	.182	53	44	4	8	8	0	0	0	1	0	9	0	1
Hamm	.000	10	1	0	0	0	0	0	0	0	0	0	0	0
Haydel	.667	4	3	2	2	6	1	0	1	1	0	1	0	0
Hill	.091	27	22	8	2	2	0	0	0	0	0	6	0	0
Holt	.266	142	319	37	85	109	9	3	3	40	17	32	3	9
Kaat	.197	56	76	17	15	19	1	0	1	8	6	20	0	2
Killebrew	.271	157	527	96	143	288	20	1	41	113	128	84	0	28
Manuel	.188	59	64	4	12	15	0	0	1	7	6	17	0	0
Mendoza	.188	16	16	2	3	3	0	0	0	2	0	1	0	0
Mitterwald	.222	117	369	36	82	143	12	2	15	46	34	84	3	11
Nash	.250	4	4	1	1	1	0	0	0	2	1	1	0	0
Nettles	.250	13	20	3	5	5	0	0	0	0	1	5	0	0
Oliva	.325	157	628	96	204	323	36	7	23	107	38	67	5	16
Perranoski	.042	67	24	0	1	1	0	0	0	0	0	15	0	0
Perry	.247	41	97	9	24	31	4	0	1	6	1	14	0	1
Quilici	.227	111	141	19	32	41	3	0	2	12	15	16	0	6
Ratliff	.268	69	149	19	40	66	7	2	5	22	15	51	0	1
Reese	.261	153	501	63	131	186	15	5	10	56	48	70	5	7
Renick	.229	81	179	20	41	70	8	0	7	25	22	29	0	6
Thompson	.219	96	302	25	66	75	9	0	0	0	0	39	0	6
Tiant	.406	18	32	7	13	17	4	0	0	4	1	6	0	1
Tischinski	.196	24	46	6	9	12	0	0	0	0	0	6	0	0
Tovar	.300	161	650	120	195	287	36	13	10	54	52	47	30	9
Williams	.000	68	19	0	0	0	0	0	0	0	0	13	0	0
Woodson	.000	21	2	0	0	0	0	0	0	0	0	0	0	0
Zepp	.136	43	44	3	6	6	0	0	0	0	1	31	0	0
TOTALS	.262	162	5483	744	1438	2209	230	41	153	694	501	905	57	132

Pitching: (2nd in A.L.)

PLAYER	W	L	ERA	G	GS	CG	SHO	SV	IP	H	R	ER	HR	BB	SO
Barber	0	0	4.67	18	0	0	0	2	27.1	26	14	14	1	18	14
Blyleven	10	9	3.18	27	25	5	1	0	164.0	143	66	58	17	47	135
Boswell	3	7	6.39	18	15	0	0	0	68.2	80	55	49	12	44	45
Hall	11	6	2.55	52	11	1	0	4	155.1	94	46	44	11	66	184
Hamm	0	2	5.63	10	0	0	0	0	16.1	17	10	10	3	7	3
Haydel	2	0	3.00	4	0	0	0	0	9.0	7	3	3	2	4	4
Kaat	14	10	3.56	45	34	4	1	0	230.1	244	110	91	26	58	120
Perranoski	7	8	2.43	67	0	0	0	34	111.0	108	38	30	7	42	55
Perry	24	12	3.03	40	40	13	4	0	278.2	258	112	94	20	57	168
Tiant	7	3	3.39	18	17	0	0	0	92.2	84	36	35	12	41	50
Williams	10	1	1.99	68	0	0	0	15	113.1	85	34	25	8	32	76
Woodson	1	2	3.77	21	0	0	0	1	30.2	29	18	13	2	19	22
Zepp	9	4	3.22	43	20	1	1	2	151.0	154	63	54	9	51	64
TOTALS	98	64	3.23	162	26	12	58	1448.1	1329	605	520	130	486	940	

1971 TWINS STATISTICS

Batting: (2nd in A.L.)

PLAYER	AVG	G	AB	R	H	TB	2B	3B	HR	RBI	BB	SO	SB	GDP
Alyea	.177	79	158	13	28	38	4	0	2	15	24	38	1	7
Barber	.000	6	5	0	0	0	0	0	0	0	0	2	0	0
Blyleven	.132	38	91	3	12	13	1	0	0	2	1	37	0	0
Braun	.254	128	343	51	87	118	12	2	5	35	48	50	8	8
Brue	.224	28	107	10	24	34	1	0	0	3	11	7	15	3
Campisi	.000	6	0	0	0	0	0	0	0	0	0	0	0	0
Cardenas	.264	153	554	59	146	233	25	4	18	75	51	69	3	16
Carew	.307	147	577	88	177	219	16	10	2	48	45	81	6	23
Corbin	.206	52	34	3	7	7	0	0	0	2	2	17	0	0
Dempsey	.308	6	13	2	4	5	1	0	0	0	1	1	0	1
Gebhard	.000	17	0	0	0	0	0	0	0	0	0	0	0	0
Hall	.265	49	34	5	9	10	1	0	0	1	1	5	0	1
Hamm	.273	13	11	1	3	4	1	0	0	0	0	5	0	0
Haydel	.333	31	3	0	1	1	0	0	0	0	0	1	0	0
Holt	.259	126	340	35	88	108	11	3	1	29	16	28	5	11
Kaat	.161	54	93	6	15	18	3	0	0	5	2	16	2	0
Killebrew	.254	147	500	61	127	232	19	1	28	119	114	96	3	21
Luebber	.053	19	19	0	1	1	0	0	0	0	0	7	0	0
Manuel	.125	18	16	1	2	3	1	0	0	1	1	8	0	0
Mitterwald	.250	125	388	38	97	151	13	1	13	44	39	104	3	9
Nettles	.250	70	168	17	42	67	5	1	6	24	19	24	3	2
Oliva	.337	126	487	73	164	266	30	3	22	81	25	44	4	21
Perranoski	.000	36	3	0	0	0	0	0	0	0	0	1	0	0
Perry	.185	40	92	10	17	17	0	0	0	5	7	18	0	4
Powell	.161	20	31	7	5	8	0	0	1	2	3	12	0	1
Ratliff	.159	21	44	3	7	14	1	0	2	6	4	17	0	0
Reese	.219	120	329	40	72	116	8	3	10	39	20	35	7	9
Renick	.222	27	45	4	10	15	2	0	1	8	5	14	0	1
Roof	.241	31	87	6	21	25	4	0	0	6	8	18	0	6
Soderholm	.156	21	64	9	10	17	4	0	1	4	10	17	0	1
Strickland	.000	24	1	0	0	0	0	0	0	0	1	0	0	0
Thomas	.267	34	4	8	9	1	0	0	2	4	3	0	0	0
Thompson	.263	48	97	10	15	17	2	0	0	7	7	12	0	5
Tischinski	.130	21	23	0	3	5	2	0	0	2	1	4	0	2
Tovar	.311	157	657	94	204	242	29	3	1	45	45	39	18	5
Williams	.000	46	1	0	0	0	0	0	0	0	1	8	0	0
TOTALS	.260	160	5414	654	1406	2013	197	31	116	618	512	846	66	158

1971 TWINS STATISTICS

Pitching: (11th in A.L.)

PLAYER	W	L	ERA	G	GS	CG	SHO	SV	IP	H	R	ER	HR	BB	SO
Barber	1	0	6.00	4	2	0	0	0	11.2	8	9	8	2	13	4
Blyleven	16	15	2.82	38	38	17	5	0	278.1	267	95	87	21	59	224
Campisi	0	0	4.50	6	0	0	0	0	4.1	5	2	2	1	4	2
Corbin	8	11	4.11	52	11	2	0	3	140.1	141	74	64	19	70	83
Gebhard	1	2	3.00	17	0	0	0	0	18.0	17	6	6	0	11	13
Hall	4	7	3.32	48	11	0	0	9	129.2	104	54	48	13	58	137
Hamm	2	4	6.75	13	8	1	0	0	44.0	55	33	33	7	18	16
Haydel	4	2	4.28	31	0	0	0	1	40.0	33	19	19	3	20	29
Kaat	13	14	3.32	39	38	15	4	0	260.1	275	104	96	16	47	137
Luebber	2	5	5.03	18	12	0	0	1	68.0	73	42	38	7	37	35
Perranoski	1	4	6.70	36	0	0	0	5	42.2	60	39	32	2	28	21
Perry	17	17	4.23	40	39	8	0	1	270.0	263	135	127	39	102	126
Strickland	1	0	1.45	24	0	0	0	1	31.1	20	14	5	2	18	21
Williams	4	5	4.15	46	1	0	0	4	78.0	63	44	36	7	44	47
TOTALS	74	86	3.81	160	43	9	25	1416.2	1384	670	600	139	529	895	

1972 TWINS STATISTICS

Batting: (4th in A.L.)

PLAYER	AVG	G	AB	R	H	TB	2B	3B	HR	RBI	BB	SO	SB	GDP
Adams	.333	3	6	0	2	2	0	0	0	0	0	1	0	0
Blyleven	.160	39	94	9	15	17	2	0	0	6	2	36	0	1
Borgmann	.234	56	175	11	41	54	4	0	3	14	25	25	0	4
Braun	.289	121	402	40	116	143	21	0	2	50	45	38	4	14
Brye	.241	100	253	18	61	76	9	3	0	12	17	38	3	5
Carew	.318	142	535	61	170	203	21	6	0	51	43	60	12	11
Corbin	.082	34	49	1	4	5	1	0	0	2	2	19	0	1
Darwin	.267	145	513	48	137	227	20	2	22	80	38	145	2	24
Dempsey	.200	25	40	0	8	9	1	0	0	6	8	0	0	2
Gebhard	.13	13	0	0	0	0	0	0	0	0	1	0	0	0
Goltz	.103	15	29	0	3	3	0	0	0	1	2	17	0	1
Granger	.200	63	10	0	2	3	1	0	0	0	0	5	0	0
Guth	.000	3	3	1	0	0	0	0	0	0	0	0	0	0
Holt	.444	10	27	6	12	16	1	0	1	6	0	1	0	1
Kaat	.289	24	45	3	13	22	3	0	2	4	1	16	0	0
Killebrew	.231	139	433	53	100	195	13	2	26	74	94	91	0	16
LaRoche	.091	62	11	2	1	1	0	0	0	0	3	6	0	0
Luebber	.000	2	0	0	0	0	0	0	0	0	0	0	0	0
Manuel	.205	63	122	6	25	33	5	0	1	8	4	16	0	1
Mitterwald	.184	64	163	12	30	39	4	1	1	8	9	37	0	5
Morison	.273	55	55	13	15	16	1	0	5	8	12	4	1	1
Nettles	.204	102	238	28	48	69	5	2	4	15	32	52	4	5
Oliva	.321	10	28	1	9	10	1	0	0	1	2	5	0	1
Perry	.155	35	71	3	11	12	1	0	0	1	3	14	0	0
Reese	.218	132	197	23	43	65	3	2	5	26	25	27	0	4
Renick	.172	55	93	10	16	30	2	0	4	8	15	25	0	5
Roof	.205	61	146	16	30	52	11	1	3	12	6	27	0	1
Soderholm	.188	93	287	28	54	103	10	0	13	39	19	48	3	6
Strickland	.333	25	3	0	1	1	0	0	0	2	1	2	0	0
Thompson	.276	144	573	54	158	204	22	6	4	48	34	57	3	14
Tovar	.265	141	548	86	145	183	20	6	2	31	39	39	21	6
Woodson	.080	36	88	4	7	7	0	0	0	2	2	38	0	0
TOTALS	.244	154	5234	537	1277	1800	182	31	93	506	478	905	53	129

Pitching: (3rd in A.L.)

PLAYER	W	L	ERA	G	GS	CG	SHO	SV	IP	H	R	ER	HR	BB	SO
Blyleven	17	17	2.73	39	38	11	3	0	287.1	247	93	87	22	69	228
Corbin	8	9	2.61	31	19	5	3	0	161.2	135	56	47	12	53	83
Gebhard	0	1	8.57	13	0	0	0	1	21.0	36	29	20	3	13	13
Goltz	3	3	2.67	15	11	2	0	0	91.0	75	30	27	5	26	38
Granger	4	6	3.00	63	0	0	0	19	82.0	83	42	30	7	28	45
Kaat	10	2	2.07	15	15	5	0	0	113.1	94	36	26	6	20	64
LaRoche	5	7	2.84	62	0	0	0	10	95.1	72	33	30	9	39	79
Luebber	0	0	0.00	2	0	0	0	0	2.1	3	0	0	0	2	1
Norton	0	1	2.81	21	0	0	0	0	32.1	31	14	10	1	14	22
Perry	13	16	3.34	35	35	5	2	0	217.2	191	93	81	14	60	85
Strickland	3	1	2.50	25	0	0	0	3	36.0	28	16	10	7	19	30
Woodson	14	14	2.71	36	36	9	3	0	251.2	193	93	76	19	101	150
TOTALS	77	77	2.84	154	37	17	34	1399.1	1188	535	441	105	444	838	

TWINS AND SENATORS FRANCHISE RECORDS BY DECADE

TEAM(S)	YEARS	RECORD	WINNING %
Washington Senators	1901-1909	480-833	.366
Washington Senators	1910-1919	755-737	.506
Washington Senators	1920-1929	792-735	.519
Washington Senators	1930-1939	806-722	.527
Washington Senators	1940-1949	677-858	.441
Washington Senators	1950-1959	640-898	.416
Washington Senators/Minnesota Twins	1960-1969	862-747	.536
Minnesota Twins	1970-1979	812-794	.506
Minnesota Twins	1980-1989	733-833	.468
Minnesota Twins	1990-1999	718-833	.463
Minnesota Twins	2000-2009	863-758	.532
Minnesota Twins	2010-2019	765-855	.472
Minnesota Twins	2020-2023	274-272	.502
TOTALS	1901-2023	9177-9875	.482

1973 TWINS STATISTICS

Batting: (1st in Majors)

PLAYER	AVG	G	AB	R	H	TB	2B	3B	HR	RBI	BB	SO	SB	GDP
Adams	.212	55	66	21	14	25	2	0	3	6	17	18	2	2
Borgmann	.265	12	34	7	9	11	2	0	0	9	6	10	0	0
Braun	.283	115	361	46	102	158	28	5	6	42	74	48	4	9
Brye	.263	92	278	39	73	110	9	5	6	33	35	43	3	4
Carew	.350	149	580	98	203	273	30	11	6	62	62	35	41	16
Darwin	.252	145	560	69	141	219	20	2	18	90	46	137	5	22
Hsieh	.272	143	545	88	148	230	25	6	15	64	64	128	11	13
Holt	.297	132	441	52	131	195	25	3	11	58	29	43	0	12
Kaat	.202	2	0	1	0	0	0	0	0	0	0	0	0	0
Killebrew	.242	69	248	29	60	86	9	1	5	32	41	59	0	10
Kusick	.250	15	48	4	12	14	2	0	0	4	7	9	0	0
Lis	.245	103	253	37	62	102	11	1	9	25	28	66	0	13
Mitterwald	.259	125	432	50	112	175	15	0	16	64	39	111	3	10
Monzon	.224	39	76	10	17	20	1	1	0	4	4	11	9	1
Oliva	.291	146	571	63	166	234	20	0	16	92	45	44	2	13
Reese	.174	22	23	7	4	10	1	1	1	3	6	6	0	0
Roof	.197	47	117	10	23	32	4	1	1	15	13	27	0	4
Soderholm	.297	35	111	22	33	47	7	2	1	9	21	16	1	4
Terrell	.265	124	438	43	116	138	15	2	1	32	21	56	13	4
Thompson	.225	99	347	29	78	98	13	2	1	36	16	41	1	11
Walton	.177	37	96	13	17	32	1	1	4	8	17	28	0	3
TOTALS	.270	162	5625	738	1521	2209	240	44	120	688	598	954	87	150

Pitching: (6th in A.L.)

PLAYER	W	L	ERA	G	GS	CG	SHO	SV	IP	H	R	ER	HR	BB	SO
Albury	1	0	2.74	14	0	0	0	0	23.1	13	7	7	7	1	19
Bane	0	5	4.95	23	6	0	0	2	60.1	62	40	33	5	30	42
Bylvien	20	17	2.52	40	40	25	9	0	325.0	296	109	91	16	67	258
Campbell	3	3	3.11	28	2	0	0	7	51.2	44	20	18	5	20	42
Corbin	8	5	3.04	51	7	1	0	14	148.1	124	58	50	7	60	83
Decker	10	10	4.19	29	24	6	3	0	170.1	167	87	79	12	88	109
Fife	3	2	4.33	10	7	1	0	0	51.2	54	26	25	2	29	18
Goltz	6	4	5.27	32	10	1	0	1	106.1	138	68	62	11	32	65
Hands	7	10	3.49	39	15	3	1	2	142.0	138	69	55	14	41	78
Kaat	11	12	4.40	29	28	7	2	0	181.2	206	101	89	26	39	93
Senders	2	4	5.63	27	0	0	0	8	44.1	53	31	30	4	4	21
Strickland	0	1	12.00	1	0	0	0	0	5.1	11	8	7	0	5	6
Woodson	10	8	3.96	23	23	4	2	0	141.1	137	68	62	12	68	53
TOTALS	81	81	3.77	162	48	18	34	1451.2	1443	692	608	115	519	879	

1974 TWINS STATISTICS

Batting: (2nd in A.L.)

PLAYER	AVG	G	AB	R	H	TB	2B	3B	HR	RBI	BB	SO	SB	GDP
Borgmann	.252	128	345	33	87	106	8	1	3	45	39	44	2	9
Bourque	.219	23	64	5	14	19	2	0	1	8	7	11	0	2
Braun	.280	129	453	53	127	165	12	1	8	40	56	51	4	6
Brye	.283	135	488	52	138	178	32	1	2	41	22	59	1	12
Burgmeier	.1	0	0	0	0	0	0	0	0	0	0	0	0	0
Carew	.364	153	599	86	218	267	30	5	3	55	74	49	38	17
Darwin	.264	152	575	67	152	254	13	7	25	94	37	127	1	12
Ferré	.281	24	57	12	16	20	0	2	0	8	6	3	0	0
Gomez	.208	82	168	18	35	36	1	0	0	3	12	16	2	2
Hsieh	.286	143	516	68	146	237	20	7	19	79	48	112	12	14
Holt	.254	79	197	24	50	61	11	0	0	16	14	16	0	6
Hundley	.193	32	88	2	17	19	2	0	0	3	4	12	0	4
Killebrew	.222	122	333	28	74	120	7	0	13	54	45	61	0	12
Kusick	.239	76	201	36	48	81	7	1	8	26	35	36	0	5
Lis	.195	24	41	5	8	8	0	0	0	3	5	12	0	2
Oliva	.285	127	459	43	131	190	16	2	13	57	27	31	0	14
Roof	.196	44	97	10	19	26	1	0	2	13	6	24	0	7
Soderholm	.276	141	464	63	128	182	18	3	10	51	48	68	7	14
Terrell	.245	116	229	43	56	72	4	6	0	19	11	27	3	6
Thompson	.250	97	264	25	66	86	6	1	4	25	22	29	1	15
TOTALS	.272	163	5632	673	1530	2127	190	37	111	632	520	791	74	159

Pitching: (6th in A.L.)

PLAYER	W	L	ERA	G	GS	CG	SHO	SV	IP	H	R	ER	HR	BB	SO
Albury	8	9	4.12	32	22	4	1	0	164.0	159	83	75	19	80	85
Bylvien	17	17	2.66	37	37	19	3	0	281.0	244	99	83	14	77	249
Burgmeier	5	3	4.50	30	0	0	0	4	91.2	94	46	46	7	26	34
Butler	4	6	4.09	26	12	2	0	0	98.2	91	47	45	9	56	78
Campbell	8	7	2.63	63	0	0	0	19	120.0	109	37	35	4	55	78
Corbin	7	6	3.30	28	15	0	0	0	112.1	133	78	66	8	58	50
Decker	16	14	3.29	37	37	11	1	0	248.2	234	105	91	24	97	158
Fife	0	0	16.20	4	0	0	0	0	4.2	10	11	9	0	4	3
Goltz	10	10	3.26	28	24	5	1	1	174.1	192	81	63	14	45	89
Hands	4	5	4.46	35	10	0	0	3	115.1	130	57	57	9	25	74
Hughes	0	2	5.40	2	2	1	0	0	10.1	8	8	6	2	4	8
Johnson	2	0	0.00	4	0	0	0	1	7.0	4	1	0	0	0	4
Thompson	1	1	4.33	5	4	0	0	0	27.0	30	16	13	5	4	12
TOTALS	82	80	3.64	163	163	43	11	29	1455.1	1436	669	589	115	513	934

DID YOU Know?

...the last Twin to hit a home run from the pitcher spot was Chris Gimenez, September 2, 2018 at Texas. Gimenez finished an 18-4 game on the mound homering in the ninth inning. The last Twins "actual pitcher" to hit a home run was Jim Kaat, June 11, 1972 at Cleveland.

1975 TWINS STATISTICS

Batting: (2nd in A.L.)

PLAYER	AVG	G	AB	R	H	TB	2B	3B	HR	RBI	BB	SO	SB	GDP
Albury	.000	1	1	0	0	0	0	0	0	0	0	1	0	0
Bergmann	.207	125	352	34	73	98	15	2	2	33	47	59	0	10
Bostock	.282	98	369	52	104	135	21	5	0	29	28	42	2	7
Braun	.302	136	453	70	137	194	18	3	11	45	66	55	0	8
Briggs	.231	87	264	44	61	95	9	2	7	39	60	41	6	1
Brye	.252	86	246	41	62	104	13	1	9	34	21	37	2	6
Burgmeier	.1	0	0	0	0	0	0	0	0	0	0	0	0	0
Campbell	.000	1	1	0	0	0	0	0	0	0	0	1	0	0
Carew	.359	143	535	89	192	266	24	4	14	80	64	40	35	10
Darwin	.219	48	169	26	37	58	6	0	5	18	18	44	2	8
Ferrer	.247	32	81	14	20	25	3	1	0	2	3	11	3	0
Ford	.280	130	440	72	123	191	21	1	15	59	30	79	6	10
Gomez	.139	89	72	7	10	10	0	0	0	5	4	12	0	1
Hisle	.314	80	255	37	80	126	9	2	11	51	27	39	17	5
Kelly	.181	49	127	11	23	31	5	0	1	11	15	22	0	3
Kusick	.237	57	156	14	37	63	8	0	6	27	21	23	0	3
Lundstedt	.107	18	28	2	3	3	0	0	0	1	4	5	0	1
McKay	.256	38	125	8	32	44	4	0	2	16	6	14	1	4
Oliva	.270	131	455	46	123	172	10	0	13	58	41	45	0	10
Poenang	.135	14	37	0	5	6	1	0	0	1	5	7	0	2
Roof	.302	63	126	18	38	61	2	0	7	21	9	28	0	2
Soderholm	.286	117	419	62	120	174	17	2	11	58	53	66	3	14
Terrill	.286	108	385	48	110	133	16	2	1	36	19	27	4	12
Thompson	.270	112	355	25	96	126	11	2	5	37	18	30	0	7
Walton	.175	42	63	4	11	16	2	0	1	8	4	18	0	3
TOTALS	.271	159	5514	724	1497	2131	215	28	121	669	563	746	81	127

Pitching: (10th in A.L.)

PLAYER	W	L	ERA	G	GS	CG	SHO	SV	IP	H	R	ER	HR	BB	SO
Albury	6	7	4.53	32	15	2	0	1	135.0	115	82	68	16	97	72
Bane	3	1	2.89	4	4	0	0	0	28.1	28	11	9	2	15	14
Bylieven	15	10	3.00	35	35	20	3	0	275.2	219	104	92	24	84	233
Burgmeier	5	8	3.08	46	0	0	0	11	75.2	76	32	26	7	23	41
Butler	5	4	5.93	23	8	1	0	0	81.2	100	61	54	12	35	55
Campbell	4	6	3.79	47	7	2	1	5	121.0	119	58	51	13	46	76
Corbin	5	7	5.10	18	11	3	0	0	89.2	105	59	51	13	38	49
Decker	1	3	8.65	10	7	3	0	0	26.1	25	25	2	2	36	8
Goltz	14	14	3.67	32	32	15	1	0	243.0	235	112	99	18	72	128
Hughes	16	14	3.82	37	34	12	2	0	249.2	241	119	106	17	127	130
Johnson	1	2	4.15	18	0	0	0	3	38.2	40	23	18	4	21	17
Pazik	0	4	8.10	5	3	0	0	0	19.2	28	20	18	5	10	8
Wiley	1	3	6.00	15	3	1	0	2	38.2	50	30	26	4	13	15
TOTALS	76	83	4.05	159	57	7	22	1423.0	1381	736	640	137	617	846	

1976 TWINS STATISTICS

Batting: (1st in A.L.)

PLAYER	AVG	G	AB	R	H	TB	2B	3B	HR	RBI	BB	SO	SB	GDP
Bane	.000	1	0	0	0	0	0	0	0	0	0	0	0	0
Bergmann	.246	24	65	10	16	22	3	0	1	6	19	7	1	2
Bostock	.323	128	474	75	153	204	21	9	4	60	33	37	12	15
Braun	.288	122	417	73	120	147	12	3	3	61	67	43	12	5
Brye	.264	87	258	33	68	85	11	0	2	23	13	31	1	7
Carew	.331	156	605	97	200	280	29	12	9	90	67	52	49	12
Cabbage	.260	104	342	40	89	127	19	5	3	49	42	37	1	10
Ford	.267	145	514	87	137	235	24	7	20	86	36	118	17	12
Goltz	.1	0	0	0	0	0	0	0	0	0	0	0	0	0
Gomez	.193	38	57	5	11	12	1	0	0	3	3	3	1	3
Hisle	.272	155	581	81	158	229	19	5	14	96	56	93	31	11
Kusick	.259	109	266	33	69	115	13	0	11	36	35	44	5	3
McKay	.203	45	138	8	28	30	2	0	0	8	9	27	1	6
Oliva	.211	67	123	3	26	32	3	0	1	16	2	13	0	2
Randall	.267	153	475	55	127	156	18	4	1	34	28	38	3	6
Roof	.217	18	46	1	10	13	3	0	0	4	2	6	0	1
Smalley	.271	103	384	46	104	132	16	3	2	36	47	79	0	7
Terrill	.246	89	171	25	42	47	3	1	0	8	9	15	1	4
Thompson	.234	34	124	9	29	33	4	0	0	6	3	8	1	1
Wynesgar	.260	149	534	58	139	194	21	2	10	69	79	63	0	14
TOTALS	.274	162	5574	743	1526	2093	222	51	81	691	550	714	146	121

Pitching: (10th in A.L.)

PLAYER	W	L	ERA	G	GS	CG	SHO	SV	IP	H	R	ER	HR	BB	SO
Albury	3	1	3.60	23	0	0	0	0	50.1	51	22	20	0	24	23
Bane	4	7	5.13	14	15	0	0	0	79.1	92	52	45	6	39	24
Bylieven	4	5	3.13	12	12	4	0	0	95.1	101	39	33	3	35	75
Burgmeier	8	1	2.50	57	0	0	0	1	115.1	95	36	32	11	29	45
Campbell	17	5	3.00	78	0	0	0	20	167.2	145	63	56	9	62	115
Decker	2	7	5.28	13	12	0	0	0	58.0	60	37	34	3	51	35
Goltz	14	14	3.36	36	35	13	4	0	249.1	239	113	93	14	91	133
Hughes	9	14	4.98	37	26	3	0	0	177.0	190	113	98	17	73	87
Johnson	3	1	2.63	18	1	0	0	0	48.1	44	14	14	2	8	37
Luebber	4	5	4.01	38	12	2	1	2	119.1	109	57	53	9	62	45
Pazik	0	0	7.00	5	0	0	0	0	9.0	13	9	7	0	4	6
Redfern	8	8	3.51	23	23	1	1	1	118.0	105	61	46	6	63	74
Singer	9	9	3.77	26	26	5	3	0	172.0	177	88	72	9	69	63
TOTALS	85	77	3.69	162	29	11	23	1459.0	1421	704	599	89	610	762	

1977 TWINS STATISTICS

Batting: (1st in Majors)

PLAYER	AVG	G	AB	R	H	TB	2B	3B	HR	RBI	BB	SO	SB	GDP
Adams	.338	95	269	32	91	126	17	0	6	49	18	30	0	5
Bass	.105	9	19	0	2	2	0	0	0	0	5	0	0	0
Borgmann	.256	17	43	12	11	18	1	0	2	7	11	9	0	1
Bostock	.336	153	593	104	199	301	36	12	14	90	51	59	16	16
Builing	.156	15	32	2	5	6	1	0	0	5	5	9	0	1
Carew	.308	155	616	128	239	351	38	16	14	100	69	55	23	6
Chiles	.264	108	261	31	69	96	16	1	3	36	23	17	0	5
Cubbage	.264	129	417	60	110	163	16	5	9	55	37	49	1	4
Ford	.267	144	453	66	121	193	25	7	11	60	41	79	6	12
Goltz	.292	2	0	0	0	0	0	0	0	0	0	0	0	0
Gomez	.246	32	65	6	16	24	4	2	0	11	4	9	0	0
Gorinski	.195	54	118	14	23	38	4	1	3	22	5	29	1	1
Hisle	.302	141	546	95	165	291	36	3	28	119	56	106	21	11
Kusick	.254	115	268	34	68	116	12	0	12	45	49	60	3	14
Norwood	.229	39	83	15	19	31	3	0	3	9	6	17	6	1
Perlozzo	.292	10	24	6	7	11	0	2	0	2	3	3	0	0
Randall	.239	103	306	36	73	90	13	2	0	22	15	25	1	3
Smalley	.231	150	582	92	135	184	21	5	6	56	74	89	5	12
Terrill	.224	93	214	32	48	57	6	0	1	20	11	21	10	11
Wilfong	.246	73	171	22	42	48	1	0	1	13	17	26	10	1
Wolfe	.240	8	25	3	6	7	1	0	0	6	1	0	0	0
Wyegar	.261	144	532	76	139	197	22	3	10	79	68	61	2	11
TOTALS	.282	161	5639	867	1588	2350	273	60	123	804	563	754	105	115

Pitching: (12th in A.L.)

PLAYER	W	L	ERA	G	GS	CG	SHO	SV	IP	H	R	ER	HR	BB	SO
Burgmeier	6	4	5.10	61	0	0	0	7	97.1	113	56	55	15	33	35
Butler	0	1	6.86	6	4	0	0	0	21.0	19	17	16	5	15	5
Carrithers	0	1	7.07	7	0	0	0	0	14.1	16	13	11	2	6	3
Goltz	20	11	3.36	39	39	19	2	0	303.0	284	129	113	23	91	186
Holly	2	3	6.94	18	5	0	0	0	48.1	57	37	37	8	12	32
Hughes	0	0	2.25	2	0	0	0	0	4.1	4	1	1	0	1	1
Johnson, D	2	5	4.56	30	6	0	0	0	72.2	86	42	37	7	23	33
Johnson, T	16	7	3.12	71	0	0	0	15	146.2	152	57	51	11	47	87
Pazik	1	0	2.50	3	3	0	0	0	18.0	18	5	5	1	6	6
Redfern	6	9	5.19	30	28	1	0	0	137.1	164	89	79	13	66	73
Schueler	8	7	4.40	52	0	0	0	0	134.2	131	74	66	16	61	77
Serum	0	0	4.30	8	0	0	0	0	22.2	22	11	11	4	10	14
Shellenback	0	0	7.94	5	0	0	0	0	5.2	10	7	5	1	5	3
Thormodsgard	11	15	4.62	37	37	8	1	0	218.0	236	122	112	25	65	94
Zahn	12	14	4.68	34	32	7	1	0	198.0	234	116	103	20	66	88
TOTALS	84	77	4.36	161	35	4	25	1442.0	1546	776	698	151	507	737	

1978 TWINS STATISTICS

Batting: (6th in A.L.)

PLAYER	AVG	G	AB	R	H	TB	2B	3B	HR	RBI	BB	SO	SB	GDP
Adams	.258	116	310	27	80	121	18	1	7	35	17	32	0	0
Borgmann	.211	49	123	16	26	41	4	1	3	15	18	17	0	0
Carew	.333	152	564	85	188	249	26	10	5	70	78	62	27	18
Chiles	.268	87	198	22	53	68	12	0	1	22	20	25	1	9
Cubbage	.282	125	394	40	111	158	12	7	7	57	40	44	3	7
Edwards	.250	15	44	7	11	17	3	0	0	11	7	13	1	0
Ford	.274	151	592	78	162	251	36	10	11	82	48	88	7	15
Goltz	.173	77	191	23	33	52	3	2	4	20	37	38	3	8
Morales	.314	101	242	22	76	97	13	1	2	38	20	35	0	10
Norwood	.255	125	428	56	109	161	22	3	8	46	28	64	25	15
Powell	.247	121	381	55	94	127	20	2	3	31	45	31	11	5
Randall	.270	119	330	36	89	126	11	3	0	21	24	22	5	7
Rivera	.271	101	251	35	68	89	8	2	3	23	35	47	5	3
Smalley	.273	158	586	80	160	254	31	3	19	77	85	70	2	16
Wilfong	.266	92	199	23	53	64	8	0	1	11	19	27	8	1
Wolfe	.234	88	235	25	55	76	10	1	3	25	36	27	0	8
Wyegar	.229	135	454	36	104	140	22	1	4	45	47	42	1	7
TOTALS	.267	162	5522	666	1472	2071	259	47	82	621	604	684	99	139

Pitching: (10th in A.L.)

PLAYER	W	L	ERA	G	GS	CG	SHO	SV	IP	H	R	ER	HR	BB	SO
Erickson	14	13	3.96	37	37	14	0	0	265.2	268	129	117	19	79	121
Goltz	15	10	2.49	29	29	13	2	0	220.1	209	72	61	12	67	116
Harrison	0	1	7.50	9	0	0	0	0	12.0	18	10	10	0	11	7
Holly	1	1	5.60	15	11	0	0	0	35.1	28	15	14	0	18	12
Jackson	4	6	4.50	19	15	0	0	0	92.0	89	53	46	9	48	54
Johnson, D	0	2	7.50	6	0	0	0	0	12.0	15	11	10	1	9	7
Johnson, T	1	4	5.45	18	0	0	0	0	32.2	42	22	20	2	17	21
Marshall	10	12	2.45	54	0	0	0	21	99.0	80	31	27	3	37	56
Perzanowski	2	7	5.21	13	7	1	0	1	56.2	59	37	33	1	26	31
Redfern	0	2	6.30	3	2	0	0	0	9.2	10	12	7	2	6	4
Scarce	1	1	3.94	17	0	0	0	0	32.0	35	19	14	5	15	17
Serum	9	9	4.11	34	23	6	1	1	184.1	188	88	84	14	44	80
Sutton	0	0	3.48	17	0	0	0	0	44.1	46	19	17	3	15	18
Thayer	1	1	3.80	20	0	0	0	0	45.0	40	19	19	5	30	30
Thormodsgard	1	6	5.05	12	12	1	0	0	66.0	81	40	37	7	17	23
Zahn	14	14	3.04	35	35	12	1	0	252.1	260	101	85	18	81	106
TOTALS	73	89	3.69	162	48	9	26	1459.2	1468	678	599	102	520	703	

DID YOU Know?

...that Rich Rollins, Zoilo Versalles, Tony Oliva, Don Mincher and Harmon Killebrew each homered in the 7th inning, June 9, 1966 vs. Kansas City. The five home runs in an inning are an American League record. They became the first American League team to hit five home runs in an inning. The feat has been accomplished seven times in MLB history, most recently by the New York Yankees in 2020.

1979 TWINS STATISTICS

Batting: (5th in A.L.)

PLAYER	AVG	G	AB	R	H	TB	2B	3B	HR	RBI	BB	SO	SB	GDP
Adams	.301	119	326	34	98	137	13	1	8	50	25	27	2	3
Bergmann	.200	31	70	4	14	17	3	0	0	8	12	11	1	3
Castino	.285	148	393	49	112	156	13	8	5	52	27	72	5	9
Cubbage	.276	94	243	26	67	85	10	1	2	23	39	26	1	2
Edwards	.249	96	229	42	57	89	8	0	8	35	24	45	6	5
Gooden	.289	58	158	22	46	78	8	5	5	27	11	23	0	5
Graham	.000	2	4	0	0	0	0	0	0	0	0	0	0	0
Jackson, D	0	0	0	0	0	0	0	0	0	0	0	0	0	0
Jackson, R	.271	159	583	85	158	250	40	5	14	68	51	59	3	14
Kusick	.241	24	54	8	13	26	4	0	3	6	3	11	0	1
Landreaux	.305	151	564	81	172	254	27	5	15	83	37	57	10	13
Morales	.267	92	191	21	51	64	5	1	2	27	14	27	0	10
Norwood	.248	96	270	32	67	104	13	3	6	30	20	51	9	8
Powell	.293	104	338	49	99	128	17	3	2	36	33	25	5	9
Randall	.246	80	199	25	49	56	7	0	0	14	15	17	2	2
Redfern	0	1	0	0	0	0	0	0	0	0	0	0	0	0
Rivera	.281	112	263	37	74	103	13	5	2	31	17	40	5	6
Smalley	.271	162	621	94	168	274	28	3	24	95	80	80	2	9
Sofield	.301	35	93	8	28	33	5	0	0	12	12	20	2	2
Vega	.000	4	7	0	0	0	0	0	0	0	0	2	0	0
Ward	.286	10	14	2	4	4	0	0	0	1	3	3	0	0
Wilfong	.313	140	419	71	131	192	22	6	9	59	29	54	11	2
Wynegar	.270	149	504	74	136	177	20	0	7	57	74	36	2	13
TOTALS	.278	162	5544	764	1544	2228	256	46	112	714	526	693	66	116

Pitching: (7th in A.L.)

PLAYER	W	L	ERA	G	GS	CG	SHO	SV	IP	H	R	ER	HR	BB	SO
Bacsik	4	2	4.36	31	0	0	0	0	65.2	61	39	32	6	29	33
Brett	0	0	4.85	9	0	0	0	0	12.2	16	7	7	1	6	3
Erickson	3	10	5.63	24	21	0	0	0	123.0	154	86	77	17	48	47
Felton	0	0	0.00	1	0	0	0	0	2.0	0	0	0	0	0	1
Goltz	14	13	4.16	36	35	12	1	0	250.2	282	124	116	22	69	132
Hartzell	6	10	5.36	28	26	4	0	0	163.0	193	102	97	18	44	44
Holly	0	0	7.50	6	0	0	0	0	6.1	10	7	5	0	3	5
Jackson, D	4	4	4.30	24	8	1	0	0	69.9	89	36	33	5	26	43
Kossman	20	13	3.58	37	36	10	2	0	265.2	268	108	99	19	83	157
Marshall	10	15	6.64	90	6	0	0	0	142.2	132	47	42	8	48	81
Redfern	7	3	3.30	40	6	0	0	0	108.1	106	45	42	8	35	85
Serum	1	3	6.61	20	5	0	0	0	64.0	93	47	47	10	20	31
Stanfield	0	0	6.00	3	0	0	0	0	3.0	2	2	2	0	0	0
Thormodsgard	0	0	9.00	1	0	0	0	0	1.0	3	1	1	1	0	1
Zahn	13	7	3.57	26	24	4	0	0	169.0	181	74	67	13	41	58
TOTALS	82	80	4.13	162	31	6	33	1444.1	1590	725	663	128	452	721	

1980 TWINS STATISTICS

Batting: (9th in A.L.)

PLAYER	AVG	G	AB	R	H	TB	2B	3B	HR	RBI	BB	SO	SB	GDP
Adams	.286	99	262	32	75	108	11	2	6	38	15	26	2	11
Butera	.271	34	85	4	23	24	1	0	0	2	3	6	0	4
Castino	.302	150	546	67	165	235	17	7	13	64	29	67	7	15
Cubbage	.246	103	285	29	70	103	9	0	8	42	23	37	0	4
Edwards	.250	81	200	26	50	67	9	1	2	20	12	51	2	6
Erickson	.250	5	8	0	2	4	0	0	0	0	0	0	0	0
Fazio	.250	5	8	0	2	4	0	0	0	0	0	0	0	0
Goodwin	.200	55	115	12	23	31	5	0	1	11	17	32	0	4
Jackson, D	0	1	0	0	0	0	0	0	0	0	0	0	0	0
Jackson, R	.265	131	396	48	105	155	29	3	5	42	28	41	1	15
Johnson	.185	14	27	3	5	8	3	0	0	1	2	4	0	3
Landreaux	.281	129	484	56	136	202	23	11	7	62	39	42	8	13
Mackamin	.266	108	319	31	85	115	18	0	4	35	14	33	6	7
Morales	.303	97	241	36	73	118	17	2	8	36	22	19	0	11
Norwood	.164	34	73	6	12	17	2	0	1	8	3	13	1	3
Powell	.262	137	485	58	127	172	17	5	6	35	32	46	14	14
Randall	.200	5	15	2	3	4	1	0	0	0	1	4	0	1
Rivera	.221	44	113	13	25	41	7	0	3	10	4	20	0	4
Smalley	.278	133	486	64	135	197	24	1	12	63	65	83	3	15
Sofield	.247	131	417	52	103	156	18	4	9	49	24	92	4	3
Vega	.167	12	30	3	5	5	0	0	0	4	3	7	1	1
Ward	.463	13	41	11	19	32	6	2	1	10	3	6	0	0
Wilfong	.248	131	416	55	103	153	16	5	8	45	34	61	10	8
Wynegar	.255	146	486	61	124	163	18	3	5	47	63	36	3	9
TOTALS	.265	161	5530	670	1468	2109	252	46	99	634	436	702	62	151

Pitching: (7th in A.L.)

PLAYER	W	L	ERA	G	GS	CG	SHO	SV	IP	H	R	ER	HR	BB	SO
Arroyo	6	6	4.70	21	11	1	1	0	92.1	97	55	48	7	32	27
Bacsik	0	0	4.30	10	0	0	0	0	23.0	26	12	11	1	11	9
Corbett	8	6	1.99	78	0	0	0	23	136.1	102	31	30	7	42	89
Erickson	7	13	3.25	32	27	7	0	0	191.1	198	83	69	13	56	97
Felton	0	3	7.00	5	4	0	0	0	17.2	20	18	14	2	9	14
Jackson, D	9	9	3.87	32	25	1	0	1	172.0	161	81	74	15	69	90
Kinnunen	0	0	5.04	21	0	0	0	0	24.2	29	18	14	1	9	3
Kossman	16	13	4.04	38	34	8	0	2	243.1	252	119	109	24	69	149
Marshall	1	3	6.19	32	10	0	0	0	32.4	42	23	22	2	12	13
Redfern	7	7	4.54	32	16	2	0	2	104.2	117	58	53	11	33	73
Veroneese	3	4	3.96	44	0	0	0	0	99.2	109	53	44	10	29	42
Veselic	0	0	4.50	1	0	0	0	0	4.0	3	2	2	1	1	2
Williams	6	2	3.51	18	9	3	0	1	77.0	73	33	30	9	30	35
Zahn	14	18	4.40	38	35	13	5	0	232.2	273	138	114	17	66	96
TOTALS	77	84	3.93	161	35	9	30	1451.0	1502	724	634	120	468	744	

1981 TWINS STATISTICS

Batting: (13th in A.L.)

PLAYER	AVG	G	AB	R	H	TB	2B	3B	HR	RBI	BB	SO	SB	GDP
Adams	.209	72	220	13	46	62	10	0	2	24	20	26	0	10
Baker	.182	40	66	6	12	18	0	3	0	6	1	8	0	3
Butera	.240	62	167	13	40	49	7	1	0	18	22	14	0	8
Castino	.268	101	381	41	102	151	13	9	6	36	18	52	4	3
Corcoran	.176	22	51	4	9	12	3	0	0	4	1	7	0	3
Engle	.258	82	248	29	64	101	14	4	5	32	13	37	0	9
Fazio	.195	12	41	3	8	10	0	1	0	6	1	5	0	0
Funderburk	.200	8	15	2	3	4	1	0	0	2	2	1	0	0
Gaetti	.192	9	26	4	5	11	0	0	2	3	0	6	0	1
Goodwin	.225	59	151	18	34	48	6	1	2	17	16	32	3	3
Hatcher	.255	99	377	36	96	132	23	2	3	37	15	29	3	10
Hrbek	.239	24	67	5	16	24	5	0	1	7	5	9	0	0
Jackson, R	.263	54	175	17	46	67	9	0	4	28	10	15	2	3
Johnston	.125	7	16	2	2	2	0	0	0	0	2	5	0	0
Laudner	.163	14	43	4	7	15	2	0	2	5	3	17	0	4
Mackamin	.231	77	225	21	52	73	7	1	4	18	17	40	1	4
Powell	.239	80	264	30	63	86	11	3	2	25	17	31	7	6
Smalley	.263	56	167	24	44	74	7	1	7	22	31	24	0	8
Smith	.200	15	40	4	8	12	1	0	1	1	0	3	0	0
Sofeld	.176	41	102	9	18	20	2	0	0	5	8	22	3	5
Ward	.264	85	295	42	78	106	7	6	3	29	28	48	5	10
Washington	.226	28	84	8	19	24	3	1	0	5	4	14	4	1
Wilfong	.246	93	305	32	75	101	11	3	3	19	29	43	2	1
Wynegar	.247	47	150	11	37	42	5	0	0	10	17	9	0	7
TOTALS	.240	110	3676	378	884	1244	147	36	47	359	275	497	34	95

Pitching: (13th in A.L.)

PLAYER	W	L	ERA	G	GS	CG	SHO	SV	IP	H	R	ER	HR	BB	SO
Arroyo	7	10	3.94	23	19	2	0	0	128.1	144	66	56	11	34	39
Cooper	1	5	4.27	27	2	0	0	0	58.2	61	33	28	9	32	33
Corbett	2	6	2.56	54	0	0	0	17	87.2	80	29	25	5	34	60
Erickson	3	8	3.86	14	14	1	0	0	91.1	93	48	39	7	31	44
Felton	0	0	54.00	1	0	0	0	0	1.1	4	6	6	1	2	1
Havens	3	6	3.58	14	12	1	1	0	78.0	76	33	31	6	24	43
Hobbs	0	0	3.00	4	0	0	0	0	5.2	5	2	2	0	6	1
Jackson, D	3	3	4.36	14	13	0	2	0	92.2	95	16	16	1	19	26
Kossman	3	9	4.21	18	15	0	0	0	94.1	98	48	44	8	34	55
O'Connor	3	2	5.91	28	0	0	0	0	35.1	46	27	23	3	30	16
Redfern	9	8	4.06	24	23	3	0	0	141.2	140	70	64	12	52	77
Verhoeven	0	0	3.98	25	0	0	0	0	52.0	57	27	23	4	14	16
Veselic	1	1	3.13	5	0	0	0	0	22.2	22	8	8	1	12	13
Williams	6	10	4.08	23	22	4	0	0	150.0	160	72	68	11	52	76
TOTALS	41	68	3.98	110	13	6	22	979.2	1021	486	433	79	376	500	

1982 TWINS STATISTICS

Batting: (10th in A.L.)

PLAYER	AVG	G	AB	R	H	TB	2B	3B	HR	RBI	BB	SO	SB	GDP
Brunansky	.272	127	463	77	126	218	30	1	20	46	71	101	1	12
Bush	.244	55	119	13	29	49	6	1	4	13	8	28	0	1
Butera	.254	54	126	9	32	34	2	0	0	8	17	12	0	6
Castino	.241	117	410	48	99	141	12	6	6	37	36	51	2	11
Eisenreich	.303	34	99	10	30	42	6	0	2	9	11	13	0	1
Engle	.226	58	186	20	42	65	7	2	4	16	10	22	0	6
Fazio	.243	90	265	16	65	79	8	0	3	22	16	22	1	9
Gaetti	.230	145	508	59	117	225	25	4	25	84	37	107	0	16
Hatcher	.249	84	277	23	69	95	13	2	3	26	8	27	0	12
Hrbek	.301	140	532	82	160	258	21	4	23	92	54	80	3	17
Johnston	.248	89	234	26	58	98	10	0	10	33	30	46	0	3
Laudner	.255	93	306	37	78	120	19	1	7	33	34	74	0	6
Milbourne	.235	29	98	9	23	26	1	1	0	1	7	8	1	5
Mitchell	.249	124	454	48	113	142	11	6	2	28	54	53	8	6
Smalley	.154	4	13	2	2	3	1	0	0	0	3	4	0	0
Smith	.217	9	23	1	5	7	0	0	1	0	1	3	0	0
Vega	.266	71	199	23	53	74	6	0	5	29	8	19	6	5
Ward	.289	152	570	85	165	296	33	7	28	91	37	105	13	16
Washington	.271	119	451	48	122	160	17	6	5	39	14	79	3	11
Wells	.204	15	54	5	11	16	1	2	0	3	1	8	0	0
Wilfong	.160	25	81	7	13	14	1	0	0	5	7	13	0	4
Wynegar	.209	24	86	9	18	25	4	0	1	8	10	12	0	2
TOTALS	.257	162	5544	657	1427	2193	234	44	148	624	474	887	38	149

Pitching: (14th in A.L.)

PLAYER	W	L	ERA	G	GS	CG	SHO	SV	IP	H	R	ER	HR	BB	SO
Arroyo	0	1	5.27	7	0	0	0	0	13.2	17	8	8	2	6	4
Boris	1	2	3.99	23	0	0	0	0	49.2	46	24	22	8	19	30
Castillo	13	11	3.66	40	25	6	1	0	218.2	194	96	89	26	85	123
Cooper	0	1	9.53	6	1	0	0	0	11.1	14	12	12	0	11	5
Corbett	0	2	5.32	10	0	0	0	3	22.0	27	13	13	3	10	15
Davis	3	9	4.42	63	0	0	0	22	106.0	106	53	52	16	47	89
Erickson	4	3	4.87	7	7	2	0	0	40.2	56	29	22	6	12	12
Felton	0	13	4.99	48	6	0	0	3	117.1	99	71	65	18	76	92
Filson	0	2	8.76	5	3	0	0	0	12.1	17	12	12	2	8	10
Havens	10	14	6.25	33	32	4	1	0	208.2	201	112	100	32	80	129
Jackson	0	5	6.25	13	0	0	0	0	44.2	51	33	31	6	24	16
Little	2	0	4.23	33	0	0	0	0	86.3	33	33	17	6	27	26
O'Connor	8	9	4.29	23	19	6	1	0	126.0	122	63	60	13	57	56
Pacella	1	2	7.32	21	1	0	0	2	51.2	61	48	42	14	37	20
Redfern	5	11	6.58	27	13	2	0	0	94.1	122	74	69	16	51	40
Viola	4	10	5.21	22	22	3	1	0	126.0	152	77	73	22	38	84
Williams	9	7	4.22	26	26	3	0	0	153.2	166	74	72	18	55	61
TOTALS	60	102	4.72	162	26	7	30	1433.0	1484	819	752	208	643	812	

1983 TWINS STATISTICS

Batting: (11th in A.L.)

PLAYER	AVG	G	AB	R	H	TB	2B	3B	HR	RBI	BB	SO	SB	GDP
Brown	.272	91	309	40	84	94	6	2	0	22	10	28	3	9
Brunansky	.227	151	542	70	123	241	24	5	28	82	61	95	2	13
Bush	.249	124	373	43	93	156	24	3	11	56	34	51	0	7
Castino	.277	142	563	83	156	227	30	4	11	57	62	54	4	11
Eisenreich	.286	7	27	1	2	3	1	0	0	0	0	0	0	0
Engle	.305	120	374	46	114	168	22	4	8	43	28	39	2	13
Fazio	.277	51	173	16	48	58	7	0	1	18	4	19	0	4
Gaetti	.245	157	584	81	143	242	30	3	21	78	54	121	7	18
Gagne	.111	10	27	2	3	4	1	0	0	3	0	6	0	0
Hatcher	.317	106	375	50	119	167	15	3	9	47	14	19	2	12
Hrbek	.297	141	515	75	153	252	41	5	16	84	57	71	4	12
Jimenez	.174	36	86	5	15	22	5	1	0	9	4	11	0	0
Kuntz	.190	31	100	13	19	31	3	0	3	5	12	28	0	4
Laudner	.185	62	168	20	31	58	9	0	6	18	15	49	0	2
Mitchell	.230	59	152	26	35	46	4	2	1	15	28	21	1	3
Schrom	.227	1	0	0	0	0	0	0	0	0	0	0	0	0
Smith	.224	59	152	11	34	39	5	0	0	8	10	12	1	4
Teufel	.308	21	75	8	24	42	7	1	3	6	2	8	0	1
Ullger	.190	35	79	8	15	19	4	0	0	5	5	21	0	6
Ward	.278	157	623	76	173	274	34	5	19	88	44	98	8	24
Washington	.246	99	317	28	78	103	7	3	4	26	22	50	10	7
Wilson	.250	5	4	4	1	2	1	0	0	1	0	0	0	0
TOTALS	.261	162	5601	709	1463	2248	280	41	141	671	467	802	44	150

Pitching: (14th in A.L.)

PLAYER	W	L	ERA	G	GS	CG	SHO	SV	IP	H	R	ER	HR	BB	SO
Castillo	8	12	4.77	27	25	3	0	0	158.1	170	91	84	17	65	90
Davis	5	8	3.34	66	0	0	0	30	89.0	89	34	33	6	33	84
Filson	4	1	3.40	26	8	0	0	1	90.0	87	34	34	9	29	49
Havens	5	8	8.18	16	14	1	0	0	80.1	110	75	73	11	38	40
Lewis	0	0	6.50	6	0	0	0	0	18.0	24	13	13	5	7	8
Lysander	5	12	3.38	61	4	1	1	3	125.0	132	63	47	8	43	58
O'Connor	2	3	5.86	27	8	0	0	0	83.0	107	59	54	13	36	56
Deikers	0	5	8.65	10	8	0	0	0	34.1	56	34	33	7	17	13
Petribone	0	4	5.33	4	4	1	0	0	27.0	28	16	16	8	8	8
Schrom	15	8	3.71	33	28	6	1	0	196.1	196	92	81	14	80	80
Viola	7	15	5.49	35	34	2	0	0	210.0	242	141	128	34	92	127
Walters	1	1	4.12	23	0	0	0	2	59.0	52	31	27	4	20	21
Whitehouse	7	1	4.15	60	0	0	0	2	73.2	70	34	34	6	44	44
Williams	11	14	4.14	36	29	4	1	1	193.1	196	105	89	21	68	68
TOTALS	70	92	4.66	162	162	20	5	39	1437.1	1559	822	745	163	580	748

1984 TWINS STATISTICS

Batting: (7th in A.L.)

PLAYER	AVG	G	AB	R	H	TB	2B	3B	HR	RBI	BB	SO	SB	GDP
Brown	.273	95	260	36	71	89	9	3	1	19	14	16	4	5
Brunansky	.254	155	567	75	144	261	21	0	32	85	57	94	4	15
Bush	.222	113	311	46	69	121	17	1	11	43	31	60	1	1
Castino	.444	8	27	5	12	13	1	0	0	3	5	2	0	2
David	.250	33	48	5	12	17	2	0	1	5	7	11	0	2
Eisenreich	.219	12	32	1	7	8	1	0	0	3	2	4	2	1
Engle	.266	109	391	56	104	138	20	1	4	38	26	22	0	18
Fazio	.250	16	52	6	13	17	1	0	1	6	4	3	0	0
Gaetti	.262	162	588	55	154	206	29	4	4	55	44	81	11	5
Gagne	.000	2	1	0	0	0	0	0	0	0	0	0	0	0
Hart	.172	13	29	0	5	5	0	0	0	5	1	2	0	0
Hatcher	.302	152	576	61	174	234	35	5	5	69	37	34	0	17
Hrbek	.311	149	559	80	174	292	31	3	27	107	65	87	1	17
Jimenez	.201	108	298	28	60	73	11	1	0	19	15	34	0	7
Laudner	.206	87	262	31	54	102	16	1	10	35	18	78	0	4
Meier	.238	59	147	18	35	45	8	1	0	13	6	9	0	5
Puckett	.296	128	557	63	165	187	12	5	0	31	16	69	14	11
Putnam	.079	14	38	1	3	4	1	0	0	4	4	12	0	0
Reed	.143	18	21	3	3	6	3	0	0	1	2	6	0	0
Seier	.212	12	33	3	7	7	0	0	0	1	3	7	0	0
Teufel	.262	157	568	76	149	227	30	3	14	61	75	73	1	18
Washington	.294	88	197	25	58	88	11	5	3	23	4	31	1	4
TOTALS	.265	162	5562	673	1473	2140	259	33	114	636	437	735	39	138

Pitching: (4th in A.L.)

PLAYER	W	L	ERA	G	GS	CG	SHO	SV	IP	H	R	ER	HR	BB	SO
Butcher	13	11	3.44	34	34	8	1	0	225.0	242	98	86	18	53	83
Castillo	2	1	1.78	10	2	0	0	0	25.1	14	7	5	2	19	7
Comstock	0	0	8.53	4	0	0	0	0	6.1	6	6	6	2	4	2
Davis	7	11	4.55	64	0	0	0	29	83.0	79	44	42	11	41	74
Filson	6	5	4.10	55	7	0	0	1	118.2	106	56	54	14	54	59
Hodge	4	3	4.77	25	15	0	0	0	100.0	116	59	53	13	29	59
Lysander	4	3	3.49	36	0	0	0	5	56.2	62	23	22	2	27	22
O'Connor	0	0	1.93	2	0	0	0	0	4.2	1	1	1	1	4	0
Pashnick	2	1	3.52	13	1	0	0	0	38.1	38	19	15	3	11	10
Schrom	5	11	4.47	25	21	3	0	0	137.0	156	75	68	15	41	49
Smithson	15	13	3.68	36	36	10	1	0	252.0	246	113	103	35	54	144
Viola	18	12	3.21	35	35	10	4	0	257.2	225	101	92	28	73	149
Walters	0	0	3.72	23	0	0	0	0	29.0	31	14	12	1	14	10
Wardle	0	0	4.50	2	0	0	0	0	4.0	3	2	2	2	0	5
Whitehouse	2	2	3.16	30	0	0	0	1	31.1	29	11	11	3	17	18
Williams	3	5	3.77	17	11	1	0	0	68.2	75	46	44	9	22	22
TOTALS	81	81	3.85	162	162	32	9	38	1437.2	1429	675	615	159	463	713

1985 TWINS STATISTICS

Batting: (6th in A.L.)

PLAYER	AVG	G	AB	R	H	TB	2B	3B	HR	RBI	BB	SO	SB	GDP
Brunansky	.242	157	567	71	137	254	28	4	27	90	71	86	5	12
Bush	.239	97	234	26	56	105	13	3	10	35	24	30	3	3
Engle	.256	70	172	28	44	77	8	2	7	25	21	28	2	3
Espinosa	.263	32	57	5	15	17	2	0	0	9	1	9	0	1
Funderburk	.314	23	70	7	22	37	7	1	2	13	5	12	0	4
Gaetti	.246	160	560	71	138	229	31	0	20	63	37	89	13	12
Gagne	.225	114	293	37	66	93	15	3	2	23	20	57	10	5
Hatcher	.282	116	444	46	125	162	28	0	3	49	16	23	0	15
Hrbek	.278	158	593	78	165	263	31	2	21	93	67	87	1	12
Laudner	.238	72	164	16	39	65	5	0	7	19	12	45	0	2
Lombardozzi	.370	28	54	10	20	26	4	1	0	6	6	6	3	0
Meier	.260	71	104	15	27	36	6	0	1	8	18	12	0	0
Puckett	.288	161	691	80	199	266	29	13	4	74	41	87	21	9
Reed	.200	7	10	2	2	2	0	0	0	0	0	3	0	0
Salas	.300	120	360	51	108	165	20	5	9	41	18	37	0	7
Smalley	.258	129	388	57	100	156	20	0	12	45	60	65	0	8
Stenhouse	.223	81	179	23	40	60	5	0	5	21	29	18	1	3
Toulet	.260	138	434	58	113	173	24	3	10	50	48	70	4	14
Washington	.274	70	135	24	37	54	6	2	1	14	8	15	5	3
TOTALS	.264	162	5509	705	1453	2240	282	41	141	678	502	779	68	117

Pitching: (11th in A.L.)

PLAYER	W	L	ERA	G	GS	CG	SHO	SV	IP	H	R	ER	HR	BB	SO
Bylvien	8	5	3.00	14	14	9	1	0	114.0	101	45	38	9	26	77
Brown	0	0	6.89	2	2	0	0	0	15.2	21	13	12	1	7	5
Burt	2	2	3.81	2	2	0	0	0	28.1	20	13	12	2	7	9
Butcher	11	14	4.98	34	33	8	2	0	207.2	239	125	115	24	43	92
Davis	2	6	3.48	57	0	0	0	25	64.2	55	28	25	7	35	72
Eufemia	4	2	3.79	39	0	0	0	2	61.2	56	27	26	7	21	30
Filson	4	5	3.67	40	6	1	0	2	95.2	93	42	39	13	30	42
Howe	2	3	6.16	13	0	0	0	0	19.0	28	16	13	1	7	10
Klawitter	0	0	6.75	7	2	0	0	0	9.1	7	7	7	2	13	5
Lysander	0	2	6.05	35	1	0	0	3	61.0	72	43	41	3	22	26
Portugal	1	3	5.55	6	4	0	0	0	24.1	24	16	15	3	14	12
Schrum	9	12	4.99	29	26	6	0	0	160.2	164	95	89	28	59	74
Smithson	15	14	4.34	37	37	8	3	0	257.0	264	134	124	25	78	127
Viola	18	14	4.09	36	36	0	0	0	250.2	262	136	114	26	68	135
Wardle	1	3	5.51	35	0	0	0	0	49.0	49	32	30	9	28	47
Whitehouse	0	0	11.05	0	0	0	0	1	7.1	12	9	9	4	2	4
Yett	0	0	27.00	1	1	0	0	0	0.1	1	1	1	0	2	0
TOTALS	77	85	4.48	162	41	7	34	1426.1	1468	782	710	164	462	767	

1986 TWINS STATISTICS

Batting: (7th in A.L.)

PLAYER	AVG	G	AB	R	H	TB	2B	3B	HR	RBI	BB	SO	SB	GDP
Anderson	...	1	0	0	0	0	0	0	0	0	0	0	0	0
Beane	.213	80	183	20	39	54	6	0	3	15	11	54	2	6
Brunansky	.256	157	593	69	152	251	28	1	23	75	53	98	12	15
Bush	.269	130	357	50	96	150	19	7	7	45	39	63	5	7
David	.200	5	5	0	1	1	0	0	0	0	0	2	0	0
Davidson	.118	36	68	5	8	11	3	0	0	2	6	22	2	1
Espinosa	.214	37	42	4	9	10	0	0	0	1	1	10	0	0
Fontenot	.000	0	0	0	0	0	0	0	0	0	0	1	0	0
Gaetti	.287	157	586	91	171	309	34	1	34	108	52	108	14	18
Gagne	.250	156	472	63	118	188	22	6	12	54	30	108	12	4
Hatcher	.278	115	317	40	88	116	13	3	3	32	19	26	2	8
Hrbek	.267	149	550	85	147	263	27	1	29	91	71	81	2	15
Laudner	.244	76	193	21	47	87	10	0	10	29	24	56	1	5
Lombardozzi	.227	156	453	53	103	157	20	5	8	33	52	76	3	8
Pittaro	.095	11	21	0	2	2	0	0	0	0	0	8	0	0
Puckett	.328	161	680	119	223	365	37	6	31	96	34	99	20	14
Reed	.236	68	165	13	39	53	6	1	2	9	16	19	1	2
Salas	.233	91	258	28	60	99	7	4	8	33	18	32	3	8
Sanchez	.125	8	16	1	2	2	0	0	0	1	1	8	0	2
Smalley	.246	143	459	55	115	201	20	4	20	57	68	80	1	10
Washington	.257	48	74	15	18	34	3	0	4	11	3	21	1	0
Woods	.321	23	28	5	9	16	1	0	2	8	3	5	0	0
TOTALS	.261	162	5531	741	1446	2369	257	39	196	700	501	977	81	123

Pitching: (14th in A.L.)

PLAYER	W	L	ERA	G	GS	CG	SHO	SV	IP	H	R	ER	HR	BB	SO
Agosto	1	2	8.85	17	1	0	0	1	20.1	43	25	20	1	14	9
Anderson	3	6	5.55	21	10	1	0	0	84.1	106	54	52	11	30	51
Atherton	5	8	3.75	47	0	0	0	10	81.2	82	37	34	9	35	59
Bylvien	17	14	4.01	36	36	16	3	0	271.2	262	134	121	50	58	215
Burt	0	0	31.50	3	0	0	0	0	2.0	7	7	7	1	3	1
Butcher	0	3	6.30	16	10	1	0	0	70.0	82	50	49	11	24	29
Davis	2	6	9.08	36	0	0	0	2	38.2	55	42	39	7	29	30
Filson	0	0	5.68	4	0	0	0	0	6.1	13	4	4	1	2	4
Fontenot	0	0	9.92	15	0	0	0	0	16.1	27	19	18	3	4	10
Frazier	1	1	4.39	15	0	0	0	6	26.2	23	13	13	2	16	25
Heaton	4	9	3.98	21	17	3	0	0	1	124.1	128	60	55	18	47
Jackson	0	1	3.86	28	0	0	0	1	58.1	57	29	25	7	16	32
Latham	0	1	4.01	33	2	0	0	0	16.0	24	14	13	1	6	18
Pestore	3	1	4.31	27	15	3	0	2	49.4	54	28	22	4	6	28
Portugal	6	10	4.31	27	15	3	0	1	112.2	112	56	54	10	50	67
Smith	0	2	6.97	5	0	0	0	0	10.1	13	8	8	1	5	8
Smithson	13	14	4.77	34	33	8	1	0	198.0	234	123	105	26	57	114
Viola	16	13	4.51	37	37	7	1	0	245.2	257	136	123	37	83	191
TOTALS	71	91	4.77	162	39	6	24	1432.2	1579	839	758	200	503	937	

YEAR TO YEAR

1987 TWINS STATISTICS

Batting: (10th in A.L.)

PLAYER	AVG	G	AB	R	H	TB	2B	3B	HR	RBI	BB	SO	SB	GDP	
Baylor	.286	20	49	3	14	15	1	0	0	6	5	12	0	3	
Beane	.267	12	15	1	4	6	2	0	0	1	0	6	0	0	
Brunansky	.259	155	532	83	138	260	22	2	32	85	74	104	11	12	
Bush	.253	122	293	46	74	121	10	2	11	46	43	49	10	6	
Butera	.171	51	111	7	19	23	5	0	1	12	7	16	0	7	
Davidson	.267	102	150	32	40	49	4	1	14	13	26	9	4	4	
Gaetti	.257	154	584	95	150	283	26	4	2	31	109	37	92	10	25
Gagne	.265	137	437	68	116	188	28	7	10	40	25	84	6	3	
Gladden	.249	121	438	69	109	158	21	2	8	38	38	72	25	8	
Hrbek	.285	143	477	85	136	260	20	1	34	90	84	60	5	13	
Larkin	.266	85	233	23	62	89	11	2	4	28	25	31	1	4	
Laudner	.191	113	288	30	55	112	7	1	16	4	23	80	1	4	
Lombardozzi	.238	136	432	51	103	152	19	3	8	38	33	66	5	10	
Newman	.221	110	307	44	68	93	15	5	0	29	34	27	15	5	
Nieto	.200	41	105	7	21	33	7	1	1	12	8	24	0	1	
Pittaro	.333	14	12	6	4	4	0	0	0	0	1	0	1	0	
Puckett	.332	157	624	96	207	333	32	5	28	99	32	91	12	15	
Salas	.378	22	47	17	28	2	0	0	3	9	5	6	0	7	
Smalley	.275	110	309	32	85	127	16	1	8	34	36	52	2	7	
TOTALS	.261	162	5441	786	1422	2338	258	35	196	733	523	898	113	127	

Pitching: (10th in A.L.)

PLAYER	W	L	ERA	G	GS	CG	SHO	SV	IP	H	R	ER	HR	BB	SO
Anderson	1	0	10.95	4	2	0	0	0	12.1	20	15	15	3	10	3
Atherton	7	5	4.54	27	0	0	0	0	78.1	81	46	40	10	30	51
Beregnuer	8	1	3.94	47	0	0	0	4	112.0	100	51	49	10	47	110
Brittger	1	0	5.40	3	1	0	0	0	8.1	11	5	5	2	0	5
Bylieven	15	12	4.01	37	37	8	1	0	267.0	249	132	119	46	101	196
Carlton	1	5	6.70	9	7	0	0	0	43.0	54	35	32	7	23	20
Frazier	5	5	4.98	54	0	0	0	2	81.1	77	49	45	9	51	58
Klink	0	1	6.65	12	0	0	0	0	23.0	37	18	17	4	11	17
Niekro	4	9	6.26	19	18	0	0	0	96.1	115	76	67	11	45	54
Niemann	1	0	8.44	6	0	0	0	0	5.1	3	5	5	0	7	1
Portugal	1	3	7.77	13	7	0	0	0	44.0	58	40	38	13	24	28
Reardon	8	8	4.48	63	0	0	0	31	80.1	70	41	40	14	28	83
Schatzeder	3	1	6.39	30	1	0	0	0	43.2	64	37	31	8	18	30
Smith	1	0	4.96	11	1	0	0	0	16.1	20	10	9	3	6	8
Smithson	4	7	5.94	21	20	0	0	0	109.0	126	76	72	17	38	53
Straker	8	10	4.37	31	26	1	0	0	154.1	150	79	75	24	59	76
Viola	17	10	2.90	36	36	7	1	0	251.2	230	91	81	29	66	197
TOTALS	85	77	4.63	162	162	16	4	39	1427.1	1465	806	734	210	564	990

1988 TWINS STATISTICS

Batting: (2nd in Majors)

PLAYER	AVG	G	AB	R	H	TB	2B	3B	HR	RBI	BB	SO	SB	GDP
Baker	.000	11	7	1	0	0	0	0	0	0	0	5	0	0
Brunansky	.184	14	49	5	9	13	1	0	1	6	7	11	1	0
Bullock	.294	16	17	3	5	5	0	0	0	3	3	1	1	0
Bush	.261	136	394	51	103	171	20	3	14	51	58	49	8	8
Christensen	.263	23	38	5	10	14	4	0	0	5	3	5	0	1
Davidson	.217	100	106	22	23	33	7	0	1	10	10	20	3	3
Dwyer	.293	20	41	6	12	19	1	0	2	15	13	20	7	10
Gaetti	.301	133	468	66	141	258	20	2	28	88	36	86	7	10
Gagne	.236	149	461	70	109	183	20	6	14	48	27	110	15	13
Gladden	.269	141	576	91	155	232	32	6	11	62	46	74	28	9
Harper	.295	60	166	15	49	71	11	1	3	20	10	12	0	12
Herr	.263	86	304	42	80	99	16	0	1	21	40	47	10	9
Hrbek	.312	143	510	75	159	265	31	0	25	76	67	54	0	9
Larkin	.267	149	505	56	135	193	30	2	8	70	68	55	3	12
Laudner	.251	117	375	38	94	153	18	1	13	54	36	89	0	14
Lombardozzi	.209	103	287	34	60	88	15	2	3	27	35	48	2	2
Lowry	.000	6	7	0	0	0	0	0	0	0	0	2	0	0
Moses	.316	105	206	33	65	87	10	3	2	12	15	21	11	4
Newman	.223	105	260	35	58	65	7	0	0	19	29	34	2	4
Nieto	.067	24	60	1	4	4	0	0	0	0	1	17	0	2
Puckett	.356	158	657	109	234	358	42	5	24	121	23	83	6	17
Torne	.188	12	16	1	3	6	0	0	1	2	1	2	0	0
TOTALS	.274	162	5510	759	1508	2317	294	31	151	710	528	832	107	130

Pitching: (6th in A.L.)

PLAYER	W	L	ERA	G	GS	CG	SHO	SV	IP	H	R	ER	HR	BB	SO
Anderson	16	9	2.45	30	30	3	1	0	202.1	199	70	55	14	37	83
Atherton	7	5	3.41	49	0	0	0	3	74.0	65	29	28	10	22	43
Beregnuer	8	4	3.96	57	1	0	0	2	100.0	74	44	44	7	61	99
Best	0	0	6.00	11	0	0	0	0	12.0	15	9	8	1	7	9
Bylieven	10	17	5.43	33	33	7	0	0	207.1	240	128	125	21	51	145
Carlton	0	1	16.76	4	1	0	0	0	9.2	20	19	18	5	5	5
Gladden	0	0	0.00	1	0	0	0	0	1.0	0	0	0	0	0	0
Gonzalez	0	0	3.38	16	0	0	0	1	21.1	20	8	8	4	8	19
Lea	7	7	4.85	24	23	0	0	0	130.0	156	79	70	19	50	72
Martinez	0	0	18.00	3	0	0	0	0	4.0	8	9	8	1	4	3
Mason	0	1	10.80	5	0	0	0	0	6.2	8	8	8	1	9	7
Niekro	1	1	10.03	5	2	0	0	0	5.0	11	13	13	2	9	7
Portugal	3	3	4.53	23	0	0	0	0	75.0	80	30	29	11	17	31
Reardon	2	4	2.87	63	0	0	0	4	40.0	38	21	20	6	15	36
Schatzeder	0	1	1.74	10	0	0	0	0	10.1	8	2	1	1	5	7
Smith	3	0	2.68	9	4	0	0	0	37.0	29	12	11	3	12	17
Straker	2	5	3.92	16	14	1	1	1	82.2	86	39	36	8	25	23
Toliver	7	6	4.24	21	19	0	0	0	114.2	116	57	54	8	52	69
Viola	24	7	2.64	35	35	7	2	0	255.1	236	80	75	20	54	193
Winn	1	0	6.00	9	0	0	0	0	21.0	33	15	14	4	10	9
TOTALS	91	71	3.93	162	162	18	9	52	1431.2	1457	672	625	146	453	897

1989 TWINS STATISTICS

Batting: (2nd in Majors)

PLAYER	AVG	G	AB	R	H	TB	2B	3B	HR	RBI	BB	SO	SB	GDP
Anderson	.000	1	1	0	0	0	0	0	0	0	0	1	0	0
Backman	.231	87	299	33	69	85	9	2	1	26	32	45	1	4
Baker	.295	43	78	17	23	30	5	1	0	9	9	18	0	0
Bush	.263	141	391	60	103	170	17	4	14	54	48	73	5	16
Castillo	.257	94	218	23	56	99	13	3	8	33	15	40	1	5
Dwyer	.316	86	225	34	71	91	11	0	3	23	28	23	2	6
Gaetti	.251	130	498	63	125	201	11	4	19	75	25	87	2	6
Gagne	.272	149	460	69	125	195	29	7	9	48	17	80	11	10
Gladden	.295	121	461	69	136	189	23	3	8	46	23	53	23	6
Hale	.209	28	67	6	14	17	3	0	0	4	1	6	0	0
Harper	.325	126	385	43	125	173	24	0	8	57	13	16	2	11
Hrbek	.272	109	375	59	102	194	17	0	25	84	53	35	3	6
Jorgensen	.174	10	23	1	4	5	1	0	0	2	4	5	0	1
Larkin	.267	136	446	61	119	164	25	1	6	46	54	57	5	13
Laudner	.222	100	239	24	53	84	11	1	6	27	25	65	1	7
Mercado	.105	19	38	1	4	4	1	0	0	0	4	4	1	0
Moses	.281	129	242	35	68	89	12	2	1	31	19	23	14	5
Newman	.253	141	446	62	113	135	18	2	0	38	59	46	25	3
Olson	.500	3	2	0	1	1	0	0	0	0	0	0	0	0
Puckett	.339	159	635	75	215	295	45	4	9	85	41	59	11	21
Rodriguez	.455	6	11	2	5	7	2	0	0	0	0	1	0	0
Sorrento	.238	14	21	2	5	5	0	0	0	1	5	4	0	0
Toivler	.000	1	0	0	0	0	0	0	0	0	0	0	0	0
Webster	.300	14	20	3	6	8	2	0	0	1	3	2	0	0
TOTALS	.276	162	5581	740	1542	2241	278	35	117	691	478	743	111	126

Pitching: (12th in A.L.)

PLAYER	W	L	ERA	G	GS	CG	SHO	SV	IP	H	R	ER	HR	BB	SO
Aguilera	3	5	3.21	11	11	3	0	0	75.2	71	32	27	5	17	57
Anderson	17	10	3.80	33	33	4	1	0	196.2	214	97	83	15	53	69
Berenguer	9	3	3.48	56	0	0	0	3	106.0	96	44	41	11	47	93
Booker	0	0	4.15	6	0	0	0	0	8.2	11	4	4	1	2	3
Cook	0	1	5.06	15	0	0	0	0	21.1	22	12	12	1	17	15
Drummond	0	0	3.86	8	0	0	0	1	16.1	16	7	7	0	8	9
Dyer	4	7	4.82	16	12	1	0	0	71.0	74	43	38	2	37	37
Gladden	0	0	5.00	2	0	0	0	0	1.0	2	1	1	0	1	0
Gonzalez	3	2	4.66	22	0	0	0	0	28.0	32	17	15	2	11	25
Guthrie	2	4	4.55	13	8	0	0	0	57.1	66	32	29	7	21	38
Moses	0	0	0.00	1	0	0	0	0	1.0	0	0	0	0	0	1
Oliveras	3	4	4.53	12	8	1	0	0	55.2	64	28	28	8	15	24
Rawley	5	12	5.21	27	25	1	0	0	145.0	167	89	84	19	60	68
Reardon	5	4	4.07	65	0	0	0	31	73.0	68	33	33	8	12	46
Shields	0	1	7.79	11	0	0	0	0	17.1	28	18	15	3	6	12
Smith	10	6	3.92	32	26	2	0	1	172.1	180	82	75	22	51	92
St. Claire	1	0	5.24	14	0	0	0	1	22.1	19	13	13	4	10	14
Japani	2	2	3.86	5	5	0	0	0	32.2	34	15	14	2	8	21
Toivler	1	3	7.76	7	5	0	0	0	29.0	39	26	25	2	15	11
Tumell	1	0	6.0	10	0	0	0	0	12.0	18	8	8	1	6	7
Viola	8	12	3.79	24	24	7	1	0	175.2	171	80	74	17	47	138
Wayne	3	4	3.30	60	0	0	0	1	71.0	55	28	26	4	36	41
West	3	2	6.41	10	5	0	0	0	39.1	48	29	28	5	19	31
TOTALS	80	82	4.28	162	162	19	8	38	1429.1	1495	738	680	139	500	851

1990 TWINS STATISTICS

Batting: (4th in A.L.)

PLAYER	AVG	G	AB	R	H	TB	2B	3B	HR	RBI	BB	SO	SB	GDP
Baker	.000	3	1	0	0	0	0	0	0	0	0	0	0	0
Bush	.243	73	181	17	44	70	8	0	6	18	21	27	0	2
Castillo	.219	64	137	11	30	34	4	0	0	12	3	23	0	1
Dwyer	.190	37	63	7	12	15	0	0	1	5	12	7	0	2
Gaetti	.229	154	577	61	132	217	27	5	16	85	36	101	6	22
Gagne	.235	138	388	38	91	140	22	3	7	38	24	76	8	5
Gladden	.275	136	534	64	147	201	27	6	5	40	26	67	25	17
Hale	.000	1	2	0	0	0	0	0	0	2	0	1	0	0
Harper	.234	134	470	61	141	207	42	3	6	54	19	27	3	20
Hrbek	.287	143	492	61	141	233	26	0	22	79	69	45	5	17
Larkin	.269	119	401	46	108	157	26	4	5	42	42	55	5	6
Letus	.140	14	25	4	6	10	1	0	1	4	2	2	0	2
Liriano	.254	53	185	30	47	66	5	7	0	13	22	24	5	3
Mack	.326	125	313	50	102	144	10	4	8	44	29	69	13	7
Manrique	.237	69	228	22	54	79	10	0	5	29	4	35	2	8
Moses	.221	115	172	26	38	46	3	1	1	14	19	19	2	4
Munoz	.271	22	85	13	23	29	4	1	0	5	2	16	3	3
Newman	.242	144	388	43	94	108	14	0	0	30	33	34	13	7
Ortiz	.335	71	170	18	57	66	7	1	0	18	12	16	0	4
Puckett	.298	146	351	82	164	246	40	3	12	80	57	73	5	15
Sorrento	.207	41	121	11	25	46	4	1	5	13	12	31	1	3
Webster	.333	6	2	2	2	3	1	0	0	0	1	2	0	0
TOTALS	.265	162	5499	666	1458	2117	281	39	100	625	445	749	96	148

DID YOU Know?

...that in 1976, Twins pitcher Bill Campbell went 17-5 with a 3.00 ERA and 20 saves in 78 relief appearances. He became the second player in major league history to win and save at least 15 games in a season since Noodles Hays became an official statistic in 1969 (Dodgers' Mike Marshall won 15 and saved 21 in 1974). Campbell's 17 victories tied the American League record for wins in relief. In 1977, Twins reliever Tom Johnson became the third player in major league history to win and save at least 15 games. He finished the season 16-7 with a 3.12 ERA and 15 saves in 71 relief appearances.

1990 TWINS STATISTICS

Pitching: (11th in A.L.)

PLAYER	W	L	ERA	G	GS	CG	SHO	SV	IP	H	R	ER	HR	SO
Abbott	0	5	5.97	7	7	0	0	0	34.2	37	24	23	0	28
Aguilera	5	3	2.76	56	0	0	0	32	65.1	55	27	20	5	19
Anderson	7	18	4.53	31	31	5	1	0	188.2	214	106	95	20	39
Berenguer	8	5	3.41	51	0	0	0	0	100.1	85	43	38	9	58
Candelaria	7	3	3.39	34	1	0	0	4	58.1	55	23	22	2	4
Casiano	2	1	3.22	5	3	0	0	0	22.7	26	9	8	2	11
Drummond	3	5	4.35	35	4	0	0	0	91.0	104	46	44	8	36
Erickson	8	4	2.87	19	17	1	0	0	113.0	108	49	36	9	51
Garces	0	0	1.59	5	0	0	0	2	5.2	4	2	1	0	4
Guthrie	7	9	3.79	24	21	3	1	0	144.2	154	65	61	8	39
Leach	2	5	3.20	55	0	0	0	2	81.2	84	31	29	2	21
Moses	0	0	13.50	2	0	0	0	0	2.0	5	3	3	0	2
Savage	0	2	8.31	17	0	0	0	1	26.0	37	26	24	3	11
Smith	5	10	4.81	32	23	1	1	0	153.1	191	91	82	20	47
Japani	12	8	4.07	28	28	1	1	0	159.1	164	75	72	12	29
Wayne	1	1	4.19	38	0	0	0	1	38.2	38	19	18	5	13
West	7	9	5.10	29	27	2	0	0	145.1	142	88	83	21	78
Willis	0	0	2.09	4	0	0	0	0	4.1	6	2	1	1	2
TOTALS	74	88	4.12	162	13	13	43	1435.2	1509	729	656	134	489	872

1991 TWINS STATISTICS

Batting: (1st in Majors)

PLAYER	AVG	G	AB	R	H	TB	2B	3B	HR	RBI	BB	SO	SB	GDP
Brown	.216	38	37	10	8	8	0	0	0	0	2	8	7	0
Bush	.303	93	165	21	50	80	10	1	6	23	24	25	0	5
Castillo	.167	9	12	0	2	4	0	1	0	0	2	0	0	0
Davis	.277	153	534	84	148	271	34	1	29	93	95	117	5	9
Gagne	.265	139	408	52	108	161	23	3	8	42	26	72	11	15
Gladden	.247	126	461	65	114	164	14	9	6	52	36	60	15	13
Harper	.311	123	441	54	137	197	28	1	10	69	14	22	1	14
Hrbek	.284	132	462	72	131	213	20	1	20	89	67	48	4	15
Knoblauch	.281	151	565	78	159	198	24	6	1	50	59	40	25	8
Larkin	.286	96	255	34	73	95	14	1	2	19	30	21	2	9
Lewis	.286	109	199	35	57	83	7	2	5	20	30	35	5	4
Mack	.310	143	442	76	137	234	27	8	18	74	34	78	3	11
Munoz	.283	51	138	15	39	69	7	1	7	26	9	31	3	2
Newman	.191	118	246	25	47	52	5	0	0	19	23	21	4	5
Ortiz	.209	61	134	9	28	35	5	1	0	11	15	12	0	6
Pagliariulo	.279	121	365	38	102	140	20	0	6	36	21	55	1	9
Puckett	.319	152	611	92	195	281	29	6	15	89	31	78	11	27
Sorrento	.255	26	47	6	12	26	2	0	4	13	4	11	0	3
Webster	.294	18	34	7	10	20	1	0	3	8	6	10	0	2
TOTALS	.280	162	5556	776	1557	2331	270	42	140	733	526	747	107	157

Pitching: (3rd in A.L.)

PLAYER	W	L	ERA	G	GS	CG	SHO	SV	IP	H	R	ER	HR	BB	SO
Abbott	3	1	4.75	15	3	0	0	0	47.1	38	27	25	5	36	
Aguilera	4	5	2.35	63	0	0	0	42	69.0	44	20	18	3	30	
Anderson	5	11	4.96	29	22	2	0	0	134.1	148	82	74	24	42	
Banks	1	1	5.71	5	3	0	0	0	17.1	21	15	11	1	12	
Bedrosian	5	3	4.42	56	0	0	0	6	77.1	70	42	38	11	35	
Casiano	0	2	7.36	15	0	0	0	0	18.1	28	16	15	4	7	
Edenis	2	2	4.09	8	8	0	0	0	33.0	34	15	15	2	10	
Erickson	20	6	3.18	32	32	5	3	0	204.0	189	80	72	13	71	
Guthrie	7	5	4.32	41	12	0	0	2	98.0	116	52	47	11	41	
Leach	1	2	3.61	50	0	0	0	0	67.1	82	28	27	3	14	
Morris	18	12	3.43	35	35	10	2	0	246.2	226	107	94	18	92	
Neagle	0	1	4.05	7	3	0	0	0	20.0	28	9	9	3	7	
Japani	16	9	2.99	34	34	4	1	0	244.0	225	84	81	23	40	
Wayne	1	0	5.11	8	0	0	0	1	12.1	11	7	7	1	4	
West	4	4	4.54	15	12	0	0	0	71.1	66	37	36	13	28	
Willis	8	3	2.63	40	0	0	0	2	89.0	76	31	26	4	19	
TOTALS	95	67	3.69	162	21	12	53	1449.1	1402	652	595	139	488	876	

1992 TWINS STATISTICS

Batting: (1st in Majors)

PLAYER	AVG	G	AB	R	H	TB	2B	3B	HR	RBI	BB	SO	SB	GDP
Birto	.143	8	14	1	2	3	1	0	0	0	2	0	4	0
Brown	.067	35	75	8	1	19	23	4	0	0	2	2	2	0
Brett	.250	56	76	7	19	23	4	0	0	2	6	12	6	0
Bush	.214	100	182	14	38	53	8	1	2	22	11	37	1	5
Davis	.288	138	444	63	128	195	27	2	12	66	73	76	4	11
Gagne	.246	146	439	53	108	152	23	0	7	39	19	83	6	11
Harper	.307	140	502	58	154	206	25	0	9	73	26	22	0	15
Hill	.294	25	51	7	15	18	3	0	0	2	5	6	0	0
Hrbek	.244	112	394	52	96	161	20	0	15	58	71	56	5	12
Jorgensen	.310	22	58	5	18	19	1	0	0	5	3	11	1	4
Knoblauch	.297	155	600	104	178	215	19	6	2	56	88	60	34	8
Larkin	.246	115	337	38	83	121	18	1	6	42	28	43	7	7
Lewis	.249	129	409	50	102	130	18	2	2	35	34	61	6	10
Mack	.315	156	600	101	189	280	31	6	16	75	64	106	26	8
Munoz	.270	117	418	44	113	171	16	3	12	71	17	90	4	18
Pagliariulo	.200	42	105	10	21	26	4	0	0	9	9	1	17	1
Parks	.333	7	6	1	2	2	0	0	0	0	1	1	0	0
Puckett	.329	160	639	104	210	313	38	4	19	110	44	97	17	17
Quinones	.200	3	5	0	1	1	0	0	0	1	0	0	0	0
Reboulet	.190	73	137	15	26	38	7	1	1	16	23	26	3	0
Reed	.182	14	33	2	6	8	2	0	0	4	2	11	0	0
Webster	.280	53	118	10	33	48	10	1	1	13	9	11	0	3
TOTALS	.277	162	5582	747	1544	2185	275	27	104	701	527	834	123	130

1992 TWINS STATISTICS

Pitching: (3rd in A.L.)

PLAYER	W	L	ERA	G	GS	CG	SHO	SV	IP	H	R	ER	HR	BB	SO
Abbott	0	0	3.27	6	0	0	0	0	11.0	12	4	4	1	5	13
Aguilera	2	6	2.84	64	0	0	0	41	66.2	60	28	21	7	17	52
Banks	4	4	5.70	16	12	0	0	0	71.0	80	46	45	6	37	37
Casian	1	0	2.70	6	0	0	0	0	6.2	7	2	0	0	1	2
Edens	6	3	2.83	52	0	0	0	3	76.1	65	26	24	1	36	57
Erickson	13	12	3.40	32	32	0	0	3	212.0	197	86	80	18	83	101
Sozzo	0	0	27.00	2	0	0	0	0	1.2	7	5	5	2	0	1
Guthrie	2	3	2.88	54	0	0	0	5	75.0	59	27	24	7	23	76
Kipper	3	3	4.42	25	0	0	0	0	38.2	40	23	19	8	14	22
Krueger	10	6	4.30	27	27	2	2	0	161.1	166	82	77	18	46	86
Mahomes	3	4	5.04	14	13	0	0	0	69.2	73	41	39	5	37	44
Smiley	16	9	3.21	34	34	5	2	0	241.0	205	93	86	17	65	163
Japani	16	11	3.97	34	34	4	1	0	220.0	226	103	97	17	48	138
Trombly	3	2	3.30	10	7	0	0	0	46.1	43	20	17	5	17	38
Wayne	3	3	2.63	41	0	0	0	0	48.0	46	18	14	2	19	29
West	1	3	6.99	9	3	0	0	0	28.1	32	24	22	3	20	19
Willis	7	3	2.72	59	0	0	0	1	79.3	73	25	24	4	41	43
TOTALS	90	72	3.70	162	16	13	5	1453.0	1391	653	598	121	178	923	

1993 TWINS STATISTICS

Batting: (8th in A.L.)

PLAYER	AVG	G	AB	R	H	TB	2B	3B	HR	RBI	BB	SO	SB	GDP
Becker	.286	3	7	3	2	4	2	0	0	0	5	4	1	0
Britto	.241	27	54	8	13	27	2	0	4	9	1	20	0	1
Bruett	.250	17	20	2	5	7	2	0	0	1	1	4	0	0
Bush	.156	35	45	1	7	9	2	0	0	3	7	13	0	3
Hale	.333	69	186	25	62	79	6	1	3	27	18	17	2	3
Harper	.304	147	530	52	161	225	26	1	12	73	29	29	1	15
Hocking	.139	15	36	7	5	6	1	0	0	0	6	8	1	1
Hrbek	.242	123	392	60	95	183	11	1	25	83	71	57	4	12
Jorgensen	.224	59	152	15	34	44	7	0	1	12	10	21	1	7
Knoblauch	.277	153	602	82	167	208	27	4	2	41	65	44	29	11
Larkin	.264	56	144	17	38	50	7	1	1	19	21	16	0	5
Lee	.152	15	33	3	5	6	1	0	0	4	1	4	0	0
Lewis	.167	10	18	4	3	3	3	0	0	0	2	4	0	0
Mack	.276	128	503	66	139	207	30	4	10	61	41	76	15	13
Maksudian	.167	5	12	2	2	3	1	0	0	2	4	2	0	2
McCarty	.214	98	350	36	75	100	15	2	2	21	19	80	2	13
Meares	.251	111	346	33	87	107	14	3	0	33	7	52	4	11
Munoz	.233	104	326	34	76	128	11	1	13	38	25	97	1	7
Pagliariolo	.292	83	253	31	74	107	16	4	3	23	18	34	6	5
Parks	.200	7	20	3	4	4	0	0	0	1	1	2	0	0
Puckett	.296	156	622	89	184	295	39	3	22	89	47	93	8	15
Reboullet	.258	109	240	33	62	73	8	0	1	15	35	37	5	6
Stahowiak	.193	20	57	1	11	15	4	0	0	3	22	0	0	2
Webster	.198	49	106	14	21	26	2	0	1	8	11	11	0	1
Winfield	.271	143	547	72	148	242	27	2	21	76	45	106	2	15
TOTALS	.284	162	5601	693	1480	2158	261	27	121	642	493	850	83	150

Pitching: (13th in A.L.)

PLAYER	W	L	ERA	G	GS	CG	SHO	SV	IP	H	R	ER	HR	BB	SO
Aguilera	4	3	3.11	65	0	0	0	34	72.1	60	25	25	9	14	59
Banks	11	12	4.04	31	30	0	0	0	171.1	186	91	77	17	78	138
Brummet	2	1	5.74	5	5	0	0	0	26.2	29	17	17	3	3	10
Casian	5	3	3.02	54	0	0	0	1	56.2	59	23	19	1	14	31
Deshaies	11	13	4.41	27	27	1	0	0	167.1	159	85	82	24	51	80
Erickson	8	19	5.19	34	34	1	0	0	218.2	266	138	126	17	71	116
Garces	0	0	0.00	3	0	0	0	0	4.0	4	2	0	0	2	3
Guardado	3	8	6.18	19	16	0	0	0	94.2	123	68	65	13	36	46
Guthrie	2	1	4.71	22	0	0	0	0	21.0	20	11	11	2	16	15
Hartley	1	2	4.00	53	0	0	0	1	81.0	86	38	36	4	36	57
Mahomes	1	5	7.71	12	5	0	0	0	37.1	47	34	32	8	16	23
Merriman	1	1	9.67	19	0	0	0	0	27.0	36	29	29	3	23	14
Japani	12	15	4.43	36	35	3	1	0	225.2	243	123	111	21	57	150
Trombly	6	6	3.88	44	10	0	0	2	114.1	131	72	62	15	41	85
Isamits	1	2	6.19	41	0	0	0	1	68.1	86	51	47	8	27	30
Willis	3	0	3.10	53	0	0	0	5	58.0	56	23	20	2	17	44
TOTALS	71	91	4.71	162	162	5	3	44	1444.1	1591	830	756	148	514	901

1994 TWINS STATISTICS

Batting: (5th in A.L.)

PLAYER	AVG	G	AB	R	H	TB	2B	3B	HR	RBI	BB	SO	SB	GDP
Becker	.265	28	98	12	26	32	3	0	1	8	13	25	6	2
Cole	.296	105	345	68	102	139	15	5	4	23	44	60	29	3
Dunn	.229	14	35	2	8	13	5	0	0	4	1	12	0	1
Hale	.263	67	118	13	31	43	9	0	1	11	16	14	0	2
Hocking	.323	11	31	3	10	13	3	0	0	2	0	4	2	1
Hrbek	.270	81	274	34	74	115	11	0	10	53	37	28	0	8
Knoblauch	.312	109	445	85	139	205	45	3	5	51	41	56	35	13
Lewis	.246	97	350	57	86	146	16	1	14	49	37	58	2	9
Mack	.333	81	303	55	101	171	21	2	15	61	32	51	4	11
Mahomes	.000	0	0	0	0	0	0	0	0	0	0	0	0	0
McCarty	.260	44	131	21	34	49	8	2	1	12	7	32	2	3
Meares	.266	80	229	29	61	81	12	1	2	24	14	50	2	3
Munoz	.295	75	244	35	72	124	15	2	11	36	19	67	0	4
Parks	.191	31	89	6	17	26	6	0	1	9	4	20	0	2
Puckett	.317	108	439	79	139	237	32	3	20	112	28	47	6	11
Reboullet	.259	74	189	28	49	71	11	1	3	23	18	23	0	6
Walbeck	.204	97	338	31	69	96	12	0	5	35	17	37	1	7
Winfield	.252	77	294	35	74	125	15	3	10	43	31	51	2	7
TOTALS	.276	113	3952	594	1092	1686	239	23	103	556	359	635	94	93

1994 TWINS STATISTICS

Pitching: (28th in Majors)

PLAYER	W	L	ERA	G	GS	CG	SHO	SV	IP	H	R	ER	HR	SO	
Aguilera	1	4	3.63	44	0	0	0	23	44.2	57	23	18	7	10	46
Campbell	1	0	2.92	14	0	0	0	0	24.2	20	8	8	2	5	15
Casian	1	3	7.08	33	0	0	0	1	40.2	57	34	32	11	12	18
Deshaies	6	12	7.39	25	25	0	0	0	130.1	170	109	107	30	54	78
Ericksen	8	11	5.44	23	23	2	1	0	144.0	173	95	87	15	59	104
Guardado	0	0	8.64	7	0	0	0	0	32.1	9	10	10	3	13	3
Guthrie	0	2	8.47	4	0	0	0	0	17.0	26	16	16	3	4	8
Guthrie	4	2	6.14	50	2	0	0	1	51.1	65	43	35	8	18	38
Mahomes	9	5	4.73	21	21	0	0	0	120.0	121	68	63	22	62	53
Merriman	0	1	6.35	15	0	0	0	0	17.0	18	13	12	0	14	10
Pulido	3	7	5.98	19	14	0	0	0	84.1	87	57	56	17	40	32
Schullstrom	0	0	2.77	9	0	0	0	1	13.0	13	7	4	0	5	13
Stevens	5	2	6.80	24	0	0	0	0	45.0	55	35	34	6	23	24
Tapani	11	7	4.62	24	24	4	1	0	156.0	181	86	80	13	39	91
Trombley	2	0	6.33	24	0	0	0	0	48.1	56	36	34	10	18	32
Willis	2	4	5.92	49	0	0	0	3	59.1	89	48	39	6	12	37
TOTALS	53	60	5.68	113	6	4	29	1005.0	1197	688	634	153	388	602	

1995 TWINS STATISTICS

Batting: (4th in A.L.)

PLAYER	AVG	G	AB	R	H	TB	2B	3B	HR	RBI	BB	SO	SB	GDP
Becker	.237	106	392	45	93	116	15	1	2	33	34	95	8	9
Brito	.200	5	15	1	1	1	0	0	1	1	0	3	0	0
Claiborn	.339	36	109	17	37	60	8	3	2	15	2	11	3	5
Cole	.342	28	78	10	27	37	3	2	1	14	8	15	0	0
Coomer	.257	37	101	15	26	46	3	1	5	19	9	11	0	9
Cordova	.277	137	512	81	142	249	27	4	24	84	52	111	20	10
Dunn	.000	5	6	0	0	0	0	0	0	0	1	3	0	0
Hale	.262	69	103	10	27	37	4	0	2	18	11	20	0	6
Hocking	.200	9	25	4	5	9	0	2	0	3	2	2	1	1
Ingram	.125	4	8	0	1	1	0	0	0	1	2	1	0	1
Knoblauch	.333	136	538	107	179	262	34	8	11	63	78	95	46	15
Lawton	.317	21	60	11	19	28	4	1	1	12	7	11	1	1
Lewis	.247	117	372	51	92	130	16	5	4	45	54	54	2	14
Meas	.183	22	57	5	11	18	4	0	0	5	7	11	0	4
Masteller	.237	71	198	21	47	68	12	0	3	21	18	19	1	7
McCarthy	.218	25	55	10	12	17	3	1	0	4	4	18	0	1
Mearns	.269	116	390	57	105	168	19	4	12	49	15	68	10	17
Merullo	.282	76	195	19	55	74	14	1	1	27	14	27	0	5
Munoz, P.	.301	104	376	45	113	184	17	0	18	58	19	86	0	14
Puckett	.314	137	538	83	169	277	39	0	23	99	56	89	3	15
Raab	.214	6	14	4	3	3	0	0	0	1	1	0	0	0
Reboullet	.292	87	216	39	63	86	11	0	4	23	27	34	1	3
Stahowiak	.266	94	263	28	70	98	19	0	3	23	30	61	5	3
Walbeck	.257	115	393	40	101	124	18	1	1	44	25	71	3	11
TOTALS	.279	144	5005	703	1398	2096	270	34	120	662	471	916	105	152

Pitching: (28th in Majors)

PLAYER	W	L	ERA	G	GS	CG	SHO	SV	IP	H	R	ER	HR	BB	SO
Aguilera	1	1	2.52	22	0	0	0	12	25.0	20	7	2	6	29	9
Campbell	0	0	4.66	6	0	0	0	0	9.2	8	5	5	0	5	5
Ericksen	4	6	5.95	15	15	0	0	0	87.2	102	61	58	11	32	45
Guardado	4	9	5.12	51	5	0	0	2	91.1	99	54	52	13	45	71
Guthrie	5	3	4.46	36	5	0	0	0	42.1	47	22	21	5	16	48
Harris	0	5	8.82	7	6	0	0	0	32.2	50	35	32	5	16	21
Hawkins	2	3	8.67	6	6	1	0	0	27.0	39	29	26	3	12	9
Horsman	0	0	7.00	6	0	0	0	0	9.0	12	8	7	2	4	4
Klingensbeck	0	2	8.57	18	4	0	0	0	48.1	69	48	46	16	24	27
Mahomes	4	10	6.37	47	7	0	0	3	94.2	100	74	67	22	47	67
Munoz, O.	2	1	5.60	10	3	0	0	0	35.1	40	28	22	6	17	25
Parra	1	5	7.59	12	12	0	0	0	61.2	83	59	52	11	22	29
Radke	11	14	5.32	29	28	2	1	0	181.0	195	112	107	32	47	75
Robertson	2	0	3.83	25	4	1	0	0	51.2	48	28	22	4	31	38
Rodriguez	5	6	5.38	16	16	0	0	0	90.1	93	64	54	8	47	45
Sanford	0	0	5.30	17	0	0	0	0	18.2	16	11	11	7	16	17
Schullstrom	0	0	6.89	37	0	0	0	0	47.0	66	36	36	8	22	21
Stevens	5	4	5.07	56	0	0	0	0	65.2	74	40	37	14	32	47
Tapani	6	11	4.92	20	20	3	1	0	133.2	155	79	73	21	34	88
Trombley	4	8	5.62	20	18	0	0	0	97.2	107	68	61	18	42	68
Watkins	0	0	5.40	27	0	0	0	0	21.2	22	14	13	2	11	11
Willis	0	0	94.50	3	0	0	0	0	0.2	5	7	7	0	5	0
TOTALS	56	88	5.76	144	7	2	27	1272.2	1450	889	815	210	533	790	

TEN-OR-MORE YEARS WITH TWINS

PLAYER	YEARS	PLAYER	YEARS
Joe Mauer	15 (2004-18)	Rick Aguilera	11 (1989-99)
Tony Oliva	15 (1962-76)	Bert Blyleven	11 (1970-76, 85-88)
Harmon Killebrew	14 (1961-74)	Michael Cuddyer	11 (2001-11)
Kent Hrbek	14 (1981-94)	Denny Hocking	11 (1993-03)
Jim Kaat	13 (1961-73)	Justin Morneau	11 (2003-13)
Randy Bush	12 (1982-93)	Bob Allison	10 (1961-70)
Rod Carew	12 (1967-78)	Greg Gagne	10 (1983-92)
Eddie Guardado	12 (1993-03, 08)	Gary Gaetti	10 (1981-90)
Torii Hunter	12 (1997-2007, 15)	Jim Perry	10 (1963-72)
Glen Perkins	12 (2006-17)	Rich Reese	10 (1964-73)
Kirby Puckett	12 (1984-95)	Roy Smalley	10 (1976-82, 85-87)
Brad Radke	12 (1995-06)	Jorge Polanco	10 (2014-23)

1996 TWINS STATISTICS

Batting: (3rd in A.L.)

PLAYER	AVG	G	AB	R	H	TB	2B	3B	HR	RBI	BB	SO	SB	GDP
Becker	.291	148	525	92	153	228	31	4	12	71	68	118	19	14
Brede	.300	10	20	2	6	8	0	1	0	2	1	5	0	1
Coomer	.296	95	233	34	69	119	12	1	12	41	17	24	3	10
Cordova	.309	145	569	97	176	272	46	1	16	111	53	96	11	18
Durant	.210	40	81	15	17	20	3	0	0	5	10	15	3	2
Hale	.276	85	87	18	24	32	5	0	0	16	10	6	0	3
Hocking	.197	49	127	16	25	34	6	0	1	10	8	24	0	3
Hollins	.242	121	422	71	102	167	26	0	13	53	71	102	6	9
Kelly	.323	98	322	41	104	147	17	4	6	47	23	53	10	17
Knoblauch	.341	153	578	140	197	299	35	14	13	72	98	74	45	9
Lawton	.258	79	252	34	65	92	7	1	6	42	28	28	4	6
Meares	.267	152	517	66	138	202	26	7	8	67	17	90	9	19
Molitor	.341	161	660	99	225	309	41	8	9	113	56	72	18	21
Myers	.286	97	329	37	94	140	22	3	6	47	19	52	0	11
Quinlan	.000	4	6	0	0	0	0	0	0	0	0	3	0	0
Raabe	.222	7	9	0	2	2	0	0	0	1	0	0	0	0
Rehoullet	.222	107	234	20	52	61	9	0	0	23	25	34	4	10
Stachowiak	.284	130	415	72	115	190	30	3	13	61	59	114	3	9
Walbeck	.223	63	215	25	48	64	10	0	2	24	9	34	3	8
Walker	.256	25	82	8	21	27	6	0	0	6	4	13	2	4
TOTALS	.288	162	5673	877	1633	2413	332	47	118	812	576	958	143	172

Pitching: (12th in A.L.)

PLAYER	W	L	ERA	G	GS	CG	SHO	SV	IP	H	R	ER	HR	BB	SO
Aguilera	8	6	5.42	19	19	2	0	0	111.1	124	69	67	20	27	83
Aldred	6	5	5.09	25	17	0	0	0	122.0	134	73	69	20	42	75
Bennett	2	0	7.90	24	0	0	0	1	27.1	33	24	24	7	16	13
Guardado	6	5	5.25	83	0	0	0	4	73.2	61	45	43	12	33	74
Hansell	3	0	5.69	50	0	0	0	3	74.1	83	48	47	14	31	46
Hawkins	1	1	8.20	7	6	0	0	0	26.1	42	24	24	8	9	24
Klingensbeck	1	1	7.85	10	3	0	0	0	28.2	42	28	25	5	10	15
Mahomes	1	4	7.20	20	5	0	0	0	45.0	63	38	36	10	17	30
Michlin	2	1	8.31	26	0	0	0	0	21.2	31	21	20	6	12	19
Miller	1	2	9.23	7	7	0	0	0	26.1	45	29	27	7	9	15
Naulty	3	2	3.79	49	0	0	0	4	57.0	43	26	24	5	35	56
Perra	5	5	6.04	27	5	0	0	0	70.0	88	46	47	15	27	50
Radke	7	17	5.12	35	35	2	0	0	232.0	231	126	115	40	57	148
Robertson	11	16	4.46	35	35	2	0	3	186.1	197	113	106	22	116	114
Rodriguez	13	14	5.05	38	33	3	0	2	206.2	218	129	116	27	78	110
Serafini	0	1	10.38	1	1	0	0	0	4.1	7	5	5	1	2	1
Stevens	3	3	4.66	49	0	0	0	11	58.0	58	31	30	12	25	29
Trombley	5	1	3.01	43	0	0	0	6	68.2	61	24	23	2	25	57
TOTALS	78	84	5.28	162	13	5	31	1439.2	1561	900	844	233	581	959	

1997 TWINS STATISTICS

Batting: (3rd in A.L.)

PLAYER	AVG	G	AB	R	H	TB	2B	3B	HR	RBI	BB	SO	SB	GDP
Becker	.264	132	443	61	117	175	22	3	10	45	62	130	17	4
Brede	.274	61	190	25	52	74	11	1	3	21	21	38	7	1
Colbrunn	.281	70	217	24	61	90	14	0	5	26	8	38	1	7
Coomer	.298	140	523	63	156	229	30	2	13	85	22	91	4	11
Cordova	.246	103	378	44	93	164	18	4	15	51	30	92	5	13
Hocking	.257	115	253	28	65	91	12	4	2	25	18	51	3	6
Hunter	.246	1	0	0	0	0	0	0	0	0	0	0	0	0
Jackson	.254	49	130	19	33	46	2	1	3	21	4	21	2	2
Kelly	.287	75	247	39	71	109	19	2	5	37	17	50	7	4
Knoblauch	.291	156	611	117	178	251	26	10	9	58	84	84	62	11
Latham	.182	15	22	4	4	5	1	0	0	1	0	8	0	0
Lawton	.248	142	460	74	114	191	29	3	14	60	76	81	7	7
Meares	.276	134	439	63	121	180	23	3	10	60	18	86	7	9
Miller,D	.273	25	66	5	18	25	1	0	2	13	2	12	0	2
Molitor	.305	135	538	63	164	234	32	4	10	89	45	73	11	8
Myers	.267	62	165	24	44	72	11	1	5	28	16	29	0	4
Ortiz	.327	15	49	10	16	22	3	0	1	6	2	19	0	1
Stachowiak	.229	61	275	35	63	110	17	0	10	33	24	73	5	7
Stenbach	.248	122	447	60	111	176	27	1	12	54	35	106	6	14
Valentin	.286	4	17	1	2	2	0	0	0	0	0	0	0	0
Walker	.237	52	156	15	37	55	7	1	3	16	11	30	7	5
TOTALS	.270	162	5634	772	1522	2303	305	40	132	730	495	1121	151	117

Pitching: (12th in A.L.)

PLAYER	W	L	ERA	G	GS	CG	SHO	SV	IP	H	R	ER	HR	BB	SO
Aguilera	5	4	3.82	61	0	0	0	26	68.1	65	29	29	9	22	68
Aldred	2	10	7.68	17	15	0	0	0	77.1	102	66	66	20	28	33
Bowers	0	3	8.05	5	5	0	0	0	19.0	27	20	17	2	8	7
Guardado	0	4	3.91	69	0	0	0	1	46.0	45	23	20	7	17	54
Hawkins	6	12	5.84	20	20	0	0	0	103.1	134	71	67	19	47	58
Jarvis	0	0	12.46	6	2	0	0	0	13.0	23	18	18	4	8	9
Miller,T	1	5	7.63	13	7	0	0	0	48.1	64	49	41	8	23	26
Naulty	1	1	5.87	29	0	0	0	1	30.2	29	20	20	8	10	23
Olson	0	0	18.36	11	0	0	0	0	8.1	19	17	17	0	11	6
Radke	20	10	3.87	35	35	4	1	0	239.2	238	114	103	28	48	174
Ritchie	2	3	5.58	42	0	0	0	0	74.2	81	41	38	11	28	44
Robertson	8	12	5.69	31	15	0	0	0	147.0	169	105	93	19	70	69
Rodriguez	3	6	4.62	43	15	0	0	0	142.1	147	82	73	12	60	65
Rodriguez	3	2	1.34	6	4	1	0	0	26.1	27	11	10	1	11	15
Serafini	1	3	9	6	6	0	0	0	23.0	41	23	23	8	17	16
Swindell	7	4	3.58	65	1	0	0	1	115.2	102	46	46	12	25	75
Tewksbury	8	13	4.22	26	26	5	2	0	168.2	200	83	79	12	31	92
Trombley	2	3	4.37	67	0	0	0	1	82.1	77	43	40	7	31	74
TOTALS	68	94	5.00	162	10	4	30	1434.0	1596	861	796	187	495	908	

YEAR TO YEAR

1998 TWINS STATISTICS

Batting: (9th in A.L.)

PLAYER	AVG	G	AB	R	H	TB	2B	3B	HR	RBI	BB	SO	SB	GDP
Coomer	.276	137	529	54	146	215	22	1	15	72	18	72	2	22
Cordova	.253	119	438	52	111	165	20	2	10	69	50	103	3	14
Gates	.249	107	333	31	83	107	15	0	3	42	36	46	3	6
Hocking	.202	110	198	32	40	57	6	1	3	15	16	44	2	2
Hunter	.235	6	17	0	4	5	1	0	0	2	2	6	0	1
Koskie	.138	11	28	2	4	7	0	0	0	2	2	10	0	0
Latham	.160	34	94	14	15	19	0	0	1	5	13	36	4	0
Lawton	.278	152	557	91	155	266	36	6	21	77	86	64	16	10
Mearns	.260	149	543	56	141	200	25	3	9	70	24	86	7	12
Merced	.289	63	204	22	59	86	12	0	5	33	17	29	1	4
Mientkiewicz	.200	8	25	1	5	6	1	0	0	2	4	3	1	0
Molitor	.281	126	502	75	141	192	29	5	4	69	45	41	9	19
Nixon	.297	110	448	71	133	154	6	6	1	20	44	56	37	14
Ochoa	.257	94	249	35	64	88	14	2	2	25	10	35	6	7
Ortiz	.277	86	278	47	77	124	20	0	9	46	39	72	1	8
Pierzynski	.300	7	10	1	3	3	0	0	0	1	1	2	0	0
Shave	.250	19	40	7	10	16	3	0	1	5	3	10	1	0
Stahovjak	.105	9	19	1	2	5	0	0	1	1	0	7	0	0
Steinbach	.242	124	422	45	102	173	25	2	14	54	38	89	0	16
Valentin	.198	55	162	11	32	50	7	1	3	18	11	30	0	7
Walker	.316	143	528	84	167	250	41	3	12	62	47	65	19	13
TOTALS	.266	162	5641	734	1499	2193	285	32	115	691	506	915	112	155

Pitching: (8th in A.L.)

PLAYER	W	L	ERA	G	GS	CG	SHO	SV	IP	H	R	ER	HR	BB	SO
Aguilera	4	9	4.24	68	0	0	0	38	74.1	75	35	35	8	15	57
Baptist	0	1	5.67	13	0	0	0	0	27.0	34	18	17	5	11	11
Carrasco	4	2	4.38	63	0	0	0	1	61.2	75	30	4	31	46	31
Guardado	3	1	4.52	79	0	0	0	0	65.2	66	34	33	10	28	53
Hawkins	7	14	5.25	33	33	0	0	0	190.1	227	126	111	27	61	105
Miller	0	2	3.86	14	0	0	0	0	23.1	25	10	10	0	11	23
Milton	8	14	5.64	32	32	1	0	0	172.1	195	113	108	25	70	107
Morgan	4	2	3.49	18	17	0	0	0	98.0	108	41	38	13	24	50
Neuilly	0	2	4.94	19	0	0	0	0	23.2	25	16	13	3	10	15
Radke	12	14	4.30	32	32	5	1	0	213.2	238	109	102	23	43	146
Ritches	0	0	5.63	15	0	0	0	0	24.0	30	17	15	1	9	21
Rodriguez	4	6	6.56	20	11	0	0	0	70.0	88	58	51	6	30	62
Sampson	1	0	1.56	5	2	0	0	0	17.1	10	3	3	0	6	16
Serafini	7	4	6.48	28	9	0	0	0	75.0	95	58	54	10	29	46
Swindell	3	3	3.66	52	0	0	0	2	66.1	67	27	27	7	10	45
Tewksbury	7	13	4.79	26	25	1	0	0	148.1	174	82	79	19	20	60
Trombley	6	5	3.63	77	1	0	0	1	96.2	90	41	39	16	41	89
TOTALS	70	92	4.75	162	7	7	8	42	1447.2	1622	818	764	180	457	952

1999 TWINS STATISTICS

Batting: (11th in A.L.)

PLAYER	AVG	G	AB	R	H	TB	2B	3B	HR	RBI	BB	SO	SB	GDP
Allen	.277	137	481	69	133	190	21	3	10	46	37	89	14	10
Coomer	.263	127	467	53	123	198	25	1	16	65	30	69	2	16
Cordova	.285	124	425	62	121	197	28	3	14	70	48	96	13	22
Cummings	.263	16	38	1	10	13	3	0	0	9	3	7	2	2
Davidson	.136	12	22	3	3	3	0	0	0	3	3	4	0	1
Sebes	.255	110	305	40	78	104	13	2	3	38	34	56	1	11
Guzman	.225	131	420	47	95	116	12	3	1	26	22	90	1	5
Hocking	.267	136	386	47	103	146	18	2	7	41	22	54	11	10
Hunter	.255	135	384	52	98	146	17	2	9	35	26	72	10	9
Jones	.289	95	322	54	93	148	24	2	9	44	17	63	3	7
Koskie	.310	117	342	42	106	160	21	0	11	58	40	72	4	6
Latham	.091	14	22	1	2	2	0	0	0	3	0	13	0	0
Lawton	.259	118	406	58	105	144	18	0	7	54	57	42	26	11
Mientkiewicz	.229	118	327	34	75	108	21	3	2	32	43	51	1	13
Ortiz	.000	10	20	1	0	0	0	0	0	0	5	12	0	2
Pierzynski	.273	9	22	3	6	8	2	0	0	3	1	4	0	0
Steinbach	.284	101	338	35	96	132	16	4	4	42	38	54	2	10
Valentin	.128	78	218	22	54	83	12	1	5	28	22	39	0	2
Walker	.279	143	531	62	148	211	37	4	6	46	52	83	18	15
TOTALS	.264	161	5495	686	1450	2110	285	30	105	643	500	978	118	151

Pitching: (9th in A.L.)

PLAYER	W	L	ERA	G	GS	CG	SHO	SV	IP	H	R	ER	HR	BB	SO
Aguilera	3	1	1.27	17	0	0	0	6	21.1	10	3	2	2	2	13
Carrasco	2	3	4.96	39	0	0	0	0	49.0	48	29	27	3	18	35
Guardado	2	5	4.50	63	0	0	0	2	48.0	37	24	24	6	25	50
Hawkins	10	14	6.66	33	33	1	0	0	174.1	238	136	129	29	60	103
Lincoln	3	10	6.84	18	15	0	0	0	76.1	102	59	58	11	26	27
Mays	6	11	4.37	49	20	2	1	0	171.0	179	92	83	24	67	115
Miller	2	2	2.72	52	0	0	0	0	49.2	55	19	15	3	16	40
Milton	7	11	4.49	34	34	5	2	0	206.1	190	111	103	28	63	163
Perkins	1	7	6.54	29	12	0	0	0	86.2	117	69	63	14	43	44
Radke	12	14	3.75	33	33	4	0	0	218.2	239	97	91	28	44	121
Radlosky	0	1	12.46	7	0	0	0	0	8.2	15	12	12	7	4	3
Rath	0	1	11.57	5	1	0	0	0	4.2	6	6	1	1	5	1
Redman	1	0	8.53	5	0	0	0	0	12.2	17	13	12	3	7	4
Romero	0	0	3.72	5	0	0	0	0	12.2	13	4	4	0	0	4
Ryan	1	4	4.67	38	0	0	0	0	40.2	46	23	22	0	17	15
Sampson	3	2	8.11	38	4	0	0	0	71.0	107	65	64	17	34	56
Trombley	2	8	4.33	75	0	0	0	24	87.1	93	42	42	15	28	82
Wells	8	3	3.81	76	0	0	0	1	87.1	79	41	37	8	28	44
TOTALS	63	97	5.00	161	13	13	8	34	1423.1	1591	845	791	208	487	927

2000 TWINS STATISTICS

Batting: (10th in A.L.)

PLAYER	AVG	G	AB	R	H	2B	3B	HR	RBI	SH	SF	HB	BB	SO	SB	CS	E	OBP
Allen	.300	15	50	2	15	3	0	0	7	0	1	1	3	14	0	2	0	.345
Ardoin	.125	15	32	4	4	1	0	1	5	0	0	0	8	10	0	0	1	.300
Barnes	.351	11	37	5	13	4	0	0	2	0	0	2	2	6	0	1	0	.415
Blake	.188	7	16	1	3	2	0	0	1	0	1	1	3	7	0	0	0	.333
Buchanan	.232	30	62	10	19	3	0	1	8	0	2	1	8	22	0	2	0	.301
Canzano	.269	102	346	43	83	21	0	7	40	0	0	0	24	57	4	2	6	.318
Coomer	.270	140	544	64	147	29	1	16	82	0	5	4	36	50	2	0	5	.317
Cummings	.276	77	181	28	50	10	0	4	22	1	0	3	11	25	0	0	0	.328
Guzman	.247	156	631	89	156	25	20	8	54	7	4	2	46	101	28	10	22	.295
Hocking	.298	134	373	52	111	24	4	4	47	7	5	0	48	77	7	5	5	.373
Hunter	.280	99	336	44	94	14	7	5	44	0	2	2	18	68	4	3	3	.318
Huskey	.223	64	215	22	48	13	0	5	27	0	3	2	25	49	0	2	3	.306
Jensen	.209	52	139	16	29	7	1	3	14	1	0	0	24	36	0	1	2	.325
Jones	.285	154	523	66	149	26	5	19	76	1	0	0	26	71	7	5	2	.319
Koskie	.300	146	474	79	142	32	4	9	65	1	3	4	77	104	5	4	12	.400
Lawton	.305	156	561	84	171	44	2	13	88	0	5	7	91	63	23	7	5	.405
LeCroy	.174	56	167	18	29	10	0	5	17	36	2	17	38	0	0	4	2	.254
Maxwell	.243	64	111	14	27	6	0	1	11	3	1	9	32	2	1	6	2	.298
Mientkiewicz	.429	3	14	0	6	0	0	0	4	0	1	0	0	0	0	0	0	.400
Moeller	.211	48	128	13	27	3	1	1	9	1	1	0	9	33	1	0	6	.261
Ortiz	.282	130	415	59	117	36	1	10	63	0	6	0	57	81	1	0	1	.364
Pierzynski	.307	33	88	12	27	5	1	2	11	0	1	2	5	14	1	0	0	.354
Rivas	.310	16	58	8	18	4	1	0	6	2	2	0	2	4	2	0	1	.323
Walker	.234	23	77	14	18	1	0	2	8	0	3	0	7	10	3	0	4	.287
TOTALS	.270	162	5615	748	1516	325	49	116	711	24	51	35	556	1021	90	45	102	.337

Pitching: (11th in A.L.)

PLAYER	W	L	ERA	G	GS	CG	SH	SV	IP	H	R	ER	HR	HR	BB	SO	WP	BK	BAA
Bergman	4	5	9.66	15	14	0	0	0	68.0	111	76	73	18	2	33	35	2	0	.374
Carrasco	4	3	4.25	61	0	0	0	1	72.0	75	38	34	6	3	33	57	14	0	.271
Cressend	0	0	5.27	11	0	0	0	0	13.2	20	8	8	0	0	6	6	0	0	.364
Guardado	7	4	3.94	70	0	0	0	9	61.2	55	27	27	14	1	25	52	1	1	.238
Hawkins	2	5	3.39	66	0	0	0	14	87.2	85	34	33	7	1	32	59	6	0	.256
Kinney	2	2	5.10	8	8	0	0	0	42.1	41	26	24	7	0	25	24	4	0	.261
Lincoln	0	3	10.89	8	4	0	0	0	20.2	16	19	25	10	2	13	15	1	0	.383
Mays	7	15	3.56	91	28	2	1	0	160.1	133	105	98	20	2	67	102	11	0	.299
Miller	2	2	6.70	6	0	0	0	0	67.0	83	36	28	4	2	32	64	2	0	.297
Milton	13	10	4.86	33	23	0	0	0	200.0	205	123	108	35	7	44	160	5	0	.260
Mota	0	0	8.44	4	0	0	0	0	5.1	10	5	5	1	0	1	3	1	0	.370
Radtke	12	16	4.45	34	34	4	1	0	226.2	261	119	112	27	5	51	141	5	0	.286
Redman	12	9	4.76	32	24	0	0	0	151.1	168	81	80	22	3	45	117	6	0	.281
Romero	2	7	7.02	12	11	0	0	0	57.2	72	51	45	8	1	30	50	2	1	.312
Ryan	0	1	7.62	16	1	0	0	0	26.0	37	24	22	8	1	10	19	2	0	.330
Santana	2	3	6.49	30	5	0	0	0	86.0	102	64	62	11	2	54	64	2	0	.302
Wells	0	7	3.65	76	0	0	0	10	86.1	80	39	35	14	4	15	76	1	0	.247
TOTALS	69	93	5.14	162	6	4	35	1432.2	1634	880	819	212	35	516	1042	68	4	.287	

2001 TWINS STATISTICS

Batting: (4th in A.L.)

PLAYER	AVG	G	AB	R	H	2B	3B	HR	RBI	SH	SF	HB	BB	SO	SB	CS	E	OBP
Allen	.263	57	175	20	46	13	2	4	20	0	1	0	19	37	1	2	2	.333
Barnes	.048	7	21	1	1	0	0	0	0	0	0	0	1	3	0	0	0	.130
Blake	.318	10	22	1	7	1	0	0	0	0	0	0	3	8	1	0	1	.400
Buchanan	.274	69	197	28	54	12	0	10	32	0	1	2	19	58	1	0	2	.342
Cuddyer	.222	8	18	1	4	2	0	0	1	0	0	0	2	6	1	0	1	.300
Guzman	.302	118	493	80	149	28	14	10	51	8	0	5	21	78	25	8	21	.377
Hocking	.251	112	327	34	82	16	2	3	25	4	1	2	29	67	6	1	5	.315
Hunter	.261	148	564	82	147	32	5	27	92	1	1	8	29	125	9	6	4	.306
Jones	.276	149	475	57	131	25	0	14	49	2	0	3	39	92	12	9	5	.335
Kielty	.250	37	104	8	26	8	0	2	14	0	5	1	8	25	3	0	3	.297
Koskie	.276	153	562	100	155	37	2	26	103	0	7	12	68	118	27	6	15	.362
Lawton	.293	103	376	71	110	25	0	10	51	0	2	3	63	46	19	6	4	.396
LeCroy	.425	15	40	6	17	5	0	3	12	0	1	1	0	8	0	1	0	.429
Maxwell	.191	39	68	4	13	4	0	1	10	1	0	0	9	23	2	0	2	.286
McCracken	.219	24	64	7	14	2	2	0	3	1	0	0	8	13	0	1	4	.275
Mientkiewicz	.306	151	543	77	166	39	1	15	74	0	7	0	67	92	2	6	4	.387
Mohr	.235	20	51	6	12	2	0	0	4	0	1	0	5	17	1	1	0	.298
Ortiz	.234	89	303	46	71	17	1	18	48	1	2	1	40	68	1	0	0	.324
Pierzynski	.289	114	381	51	110	33	2	7	55	1	3	4	16	57	1	7	10	.322
Prince	.219	64	196	19	43	4	1	7	23	0	1	6	12	39	3	1	0	.284
Rivas	.266	153	563	70	150	21	6	7	47	5	5	6	40	99	31	11	15	.319
Pitchers	.353	19	17	2	6	2	0	0	1	1	0	0	0	4	0	0	1	.353
TOTALS	.272	162	5560	771	1514	328	38	164	717	25	38	64	495	1083	146	67	96	.337

DID YOU Know?

...that Roy Smalley, Chili Davis, Ryan Doumit, Kennys Vargas and Jorge Polanco are the only five Twins ever to hit home runs from both sides of the plate in the same game. Smalley connected left-handed in the third inning off Boston's Rob Woodward and right-handed in the seventh off Joe Sambito May 30, 1986 in the Metrodome. Davis hit his first right-handed in the sixth inning off Kansas City's Chris Haney and left-handed in the eighth off Steve Shifflett October 2, 1992 at Kauffman Stadium. Doumit hit his first left-handed in the second inning off Kansas City's Jeremy Guthrie and right-handed in the sixth inning off Tim Collins July 22, 2012 at Kauffman Stadium. Vargas hit his first left-handed in the second inning off Houston's Doug Fister and his second in the eighth inning right-handed off Tony Sipp in the first game of a doubleheader on August 11, 2016 at Target Field. Polanco homered from the left side of the plate in the third inning against Chicago-AL's James Shields and from the right side in the seventh inning against Aaron Bummer on August 29, 2017 at Target Field.

2001 TWINS STATISTICS

Pitching: (7th in A.L.)

PLAYER	W	L	ERA	G	GS	CG	SH	SV	IP	H	R	ER	HR	HB	BB	SO	WP	BK	BAA
Balfour	0	0	13.50	2	0	0	0	0	2.2	3	4	2	0	0	3	2	0	0	333
Carrasco	4	3	4.64	56	0	0	0	1	73.2	77	40	38	8	0	30	70	7	1	277
Cressend	3	2	3.67	44	0	0	0	0	56.1	50	24	23	6	1	16	40	2	0	237
Duvall	0	0	7.71	8	0	0	0	0	4.2	7	4	4	1	0	2	4	1	0	368
Flore	0	1	5.68	4	0	0	0	0	6.1	5	4	4	0	0	2	5	0	0	208
Guardado	1	4	3.51	67	0	0	0	0	12	66.2	47	27	26	5	23	67	2	0	197
Hawkins	1	5	5.96	62	0	0	0	28	51.1	59	34	34	3	1	39	67	7	0	291
Johnson	1	2	8.28	7	4	0	0	0	25.0	32	25	23	6	5	13	17	1	0	323
Jones	1	0	3.26	24	0	0	0	2	19.1	27	8	7	3	0	7	15	0	0	333
Lohse	4	7	5.68	19	16	0	0	0	90.1	102	60	57	16	8	29	64	5	0	284
Mays	17	13	3.16	34	34	4	2	0	233.2	205	87	82	25	5	64	123	11	0	235
Miller	1	7	4.81	45	0	0	0	0	48.2	54	30	26	5	1	20	30	1	0	283
Milton	15	7	4.32	35	34	2	1	0	220.2	222	109	106	35	5	61	157	2	0	257
Radke	15	11	3.94	33	33	6	2	0	226.0	235	105	99	24	10	26	137	4	1	271
Redman	2	4	4.22	9	9	0	0	0	49.0	57	26	23	6	0	19	29	6	0	286
Reed	4	6	5.19	12	12	0	0	0	67.2	92	45	39	12	4	14	43	1	0	325
Rincon	0	0	6.35	4	0	0	0	0	5.2	7	5	4	1	0	5	4	0	0	318
Romero	1	4	6.23	14	11	0	0	0	65.0	71	48	45	10	1	24	39	1	0	277
Santana	1	0	4.74	15	4	0	0	0	43.2	50	25	23	6	3	16	28	3	0	292
Thomas	0	2	9.37	5	5	0	0	0	16.1	20	17	17	6	1	14	6	2	0	303
Wells	8	5	5.11	65	0	0	0	2	68.2	72	39	39	12	10	18	49	0	0	273
TOTALS	85	77	4.51	162	12	8	45	1441.1	1494	766	723	192	56	445	965	58	2	268	

2002 TWINS STATISTICS

Batting: (5th in A.L.)

PLAYER	AVG	G	AB	R	H	2B	3B	HR	RBI	SH	SF	HB	BB	SO	SB	CS	E	OBP
Blake	.200	9	20	2	4	1	0	0	1	0	0	0	2	7	0	0	2	.273
Buchanan	.252	44	135	19	34	5	1	5	15	0	0	2	6	33	2	1	0	.294
Canizaro	.214	38	112	14	24	8	1	0	11	1	2	1	10	22	0	1	3	.280
Cuddyer	.259	41	112	12	29	7	0	4	13	1	1	1	1	8	30	2	0	.311
Guzman	.273	148	623	80	170	31	6	9	59	8	6	2	17	79	12	13	12	.292
Hocking	.250	102	260	28	65	13	0	2	25	4	5	1	24	44	0	2	10	.310
Hunter	.289	148	561	89	162	37	4	29	94	0	3	5	35	118	23	8	3	.334
Jones	.300	149	577	96	173	37	2	27	89	4	6	2	37	129	6	7	5	.341
Kielty	.291	112	289	49	84	14	3	12	46	0	2	5	52	66	4	1	0	.405
Koskie	.267	140	490	71	131	37	3	15	69	0	5	9	72	127	10	11	12	.368
Lamb	.100	7	10	0	1	0	0	0	0	0	0	0	2	0	0	0	0	.100
Lecroy	.260	63	181	19	47	11	1	7	27	0	2	0	13	38	0	2	1	.306
Mientkiewicz	.261	143	467	60	122	29	1	10	64	0	7	6	74	69	1	2	5	.365
Mohr	.269	120	383	55	103	23	2	12	45	2	0	1	31	86	5	3	2	.325
Morris	.000	4	7	0	0	0	0	0	0	0	0	0	1	0	0	0	0	.000
Ortiz	.272	125	412	52	112	32	1	20	75	0	8	3	43	87	1	2	1	.339
Pierzynski	.300	130	440	54	132	31	6	6	49	2	3	11	13	61	1	2	3	.334
Prince	.224	51	125	14	28	7	1	4	16	3	2	4	14	26	1	3	1	.317
Restovich	.308	8	13	3	4	0	0	1	1	1	0	0	1	4	1	0	0	.357
Rives	.296	93	316	46	81	23	4	4	35	8	0	3	19	51	9	4	5	.305
Ryan	.091	7	11	3	1	0	0	0	0	0	0	0	2	0	0	0	0	.091
Sears	.333	7	12	2	4	2	0	0	0	0	0	0	1	0	0	0	0	.333
Valentin	.500	4	4	0	2	0	0	0	0	0	0	0	0	0	0	0	0	.500
TOTALS	.272	161	5582	768	1518	348	36	167	731	34	52	56	472	1089	79	62	74	.332

Pitching: (6th in A.L.)

PLAYER	W	L	ERA	G	GS	CG	SH	SV	IP	H	R	ER	HR	HB	BB	SO	WP	BK	BAA
Cressend	0	1	5.91	23	0	0	0	0	32.0	40	25	21	6	1	19	22	1	0	.305
Flore	10	3	3.16	48	2	0	0	0	91.0	74	32	32	10	5	43	55	2	0	.224
Frederick	0	0	10.03	8	0	0	0	0	11.2	13	13	13	3	0	10	5	2	0	.283
Guardado	1	3	2.93	68	0	0	0	45	67.2	53	22	22	9	1	18	70	0	0	.215
Hawkins	6	0	2.13	65	0	0	0	0	80.1	63	23	19	5	0	15	63	5	0	.217
Jackson	2	3	3.27	58	0	0	0	0	55.0	59	20	20	5	4	13	29	2	0	.284
Kinney	2	7	4.64	14	12	0	0	0	66.0	78	39	34	13	1	33	45	5	0	.295
Lohse	13	8	4.23	32	31	1	1	0	180.2	181	92	85	26	9	70	124	8	0	.259
Mays	4	8	5.38	17	17	1	1	0	95.1	113	60	57	14	2	25	38	6	0	.292
Miller	0	0	4.50	5	0	0	0	0	4.0	5	2	2	0	0	2	3	0	0	.294
Milton	13	9	4.84	29	29	2	1	0	171.0	173	96	92	24	3	30	121	4	0	.258
Radke	9	5	3.72	21	21	2	1	0	118.1	124	64	62	12	7	26	62	0	0	.272
Reed	13	5	3.78	33	32	5	1	0	188.0	192	89	79	32	6	26	121	0	1	.266
Rincon	0	2	6.28	10	0	0	0	0	28.2	44	23	20	5	0	9	21	2	0	.352
Rodriguez	0	1	14.73	4	0	0	0	0	3.2	8	6	6	0	0	0	1	0	0	.421
Romero	9	2	1.89	81	0	0	0	1	81.0	62	17	17	3	4	36	76	9	0	.213
Santana	8	6	2.99	27	14	0	0	1	108.1	84	41	36	7	1	49	137	15	2	.212
Trombley	0	1	15.75	5	0	0	0	0	4.0	10	7	7	2	0	1	3	0	0	.455
Wells	2	1	5.90	48	0	0	0	0	58.0	78	41	38	8	1	16	30	0	0	.325
TOTALS	94	67	4.12	161	8	9	47	1444.2	1454	712	662	184	45	439	1026	62	3	261	

TWINS PITCHERS AT THE PLATE*

PITCHER	DATE	OPPONENT	OPPOSING PITCHER	RESULT
Vic Albury	7-12-75	at New York-AL	Pat Dobson	Strikeout
Bill Campbell	7-12-75	at New York-AL	Pat Dobson	Strikeout
Ray Fontenot	8-24-86	Toronto	Tom Henke	Strikeout
Allan Anderson#	6-13-89	Seattle	Jerry Reed	Strikeout
Matt Garza	7-6-07	at Chicago-AL	Gavin Floyd	Strikeout, Groundout, Sac-Bunt
Booby Kerecny	5-19-08	Texas	Frank Francisco	Single
Kevin Correia#	8-2-13	Houston	Dallas Keuchel	Sacrifice Bunt

(*) since DH rule became effective in 1973 and non-interleague games
 (#) pinch-hitter

2003 TWINS STATISTICS

Batting: (3rd in A.L.)

PLAYER	AVG	G	AB	R	H	2B	3B	HR	RBI	SH	SF	HB	BB	SO	SB	CS	E	OBP
Bowen	.100	7	10	0	1	0	0	0	1	0	1	0	0	4	0	0	1	.091
Cuddyer	.245	34	102	14	25	1	3	4	8	0	0	0	12	19	1	1	1	.325
Ford	.329	30	73	16	24	7	1	3	15	1	0	1	8	9	2	0	3	.402
Gomez	.251	53	175	14	44	9	3	1	15	2	1	0	7	13	2	1	3	.279
Guzman	.268	141	534	78	143	15	14	3	53	12	4	5	30	79	18	9	11	.311
Hocking	.239	68	188	29	45	10	0	3	22	3	3	0	15	37	0	1	3	.281
Hunter	.250	154	581	83	145	31	4	26	102	0	6	5	50	106	6	7	4	.312
Jones	.304	136	517	76	157	33	1	16	69	1	5	4	21	105	13	1	5	.333
Kielty	.252	75	238	40	60	13	0	9	32	0	1	3	42	56	6	2	2	.370
Koskie	.292	131	469	76	137	29	2	14	69	0	9	7	77	113	11	5	9	.393
LeCroy	.287	106	345	39	99	19	0	17	64	0	0	4	25	82	4	1	3	.342
Mientkiewicz	.300	138	487	67	146	38	1	11	65	2	6	5	74	55	4	1	4	.393
Mohr	.250	111	348	50	87	22	0	10	36	2	3	1	33	106	5	2	6	.314
Morneau	.226	40	106	14	24	4	0	4	16	0	0	0	9	30	0	0	1	.287
Pierzynski	.312	137	487	63	152	35	3	11	74	2	5	15	24	55	3	1	6	.360
Prieto	.091	7	11	1	1	0	0	0	0	0	0	0	4	0	0	0	0	.091
Prince	.200	19	40	5	8	2	0	2	9	2	0	2	5	7	0	0	0	.319
Restovich	.283	20	53	10	15	3	0	2	0	1	0	1	10	12	0	0	0	.406
Rivas	.259	134	475	69	123	16	9	8	43	8	3	5	30	65	17	7	10	.308
Ryan	.383	27	61	13	24	7	0	5	13	0	1	0	6	12	2	1	0	.441
Sears	.246	23	65	7	16	2	0	2	11	0	1	1	7	15	0	0	1	.324
Stewart	.322	65	270	43	87	22	0	6	38	2	3	4	25	36	3	4	1	.384
TOTALS	.277	162	5655	801	1567	318	45	155	755	42	52	63	512	1027	94	44	74	.341

Pitching: (7th in A.L.)

PLAYER	W	L	ERA	G	GS	CG	SH	SV	IP	H	R	ER	HR	HB	BB	SO	WP	BK	BAA
Baldwin	0	1	5.40	10	0	0	0	1	15.0	21	10	9	6	0	4	7	0	0	.333
Balfour	1	0	4.15	17	1	0	0	0	26.0	23	12	12	4	0	14	30	0	0	.235
Fetters	0	0	0.00	5	0	0	0	0	6.0	2	0	0	0	0	1	1	0	0	.100
Fiore	1	1	5.50	21	0	0	0	0	36.0	32	25	22	5	3	21	23	3	0	.242
Guardado	3	5	2.89	66	0	0	0	41	65.1	50	22	21	7	0	14	60	5	0	.207
Hawkins	9	3	1.86	74	0	0	0	2	77.1	69	20	16	4	1	15	75	5	0	.239
Johnson	0	1	47.25	2	0	0	0	0	1.1	8	8	7	1	0	1	0	1	0	.667
Lohse	14	11	4.61	33	33	2	1	0	201.0	211	107	103	28	5	45	130	10	1	.268
Mays	8	8	6.30	31	21	0	0	0	130.0	159	92	91	21	4	39	50	3	0	.302
Milton	1	0	2.65	3	3	0	0	0	17.0	19	5	5	2	0	1	7	0	0	.234
Nakamura	1	0	0.00	12	0	0	0	0	12.2	20	11	11	4	1	2	14	0	0	.338
Orosco	1	0	5.79	8	0	0	0	0	4.2	4	3	3	0	0	1	5	3	0	.235
Pulido	0	1	4.02	7	1	0	0	0	15.2	15	9	7	0	0	3	6	1	0	.254
Radke	14	10	4.49	33	33	3	1	0	212.1	242	111	106	32	5	28	120	0	0	.288
Reed	6	12	5.07	27	21	2	1	0	135.0	155	80	76	21	5	29	71	3	0	.285
Rincon	5	6	3.68	58	0	0	0	0	85.2	74	38	35	5	4	38	63	7	0	.231
Rogers	13	8	4.57	33	31	0	0	0	195.0	227	108	99	22	11	50	116	6	4	.292
Romero	2	0	5.00	73	0	0	0	0	63.0	66	37	35	7	6	42	50	9	2	.272
Santana	12	3	3.07	45	18	0	0	0	158.1	127	56	54	17	3	47	169	6	2	.216
Thomas	0	1	7.71	3	0	0	0	0	4.2	6	4	4	1	0	3	2	0	0	.316
TOTALS	90	72	4.41	162	7	3	45	1462.0	1526	758	716	187	50	402	997	62	9	.268	

2004 TWINS STATISTICS

Batting: (11th in A.L.)

PLAYER	AVG	G	AB	R	H	2B	3B	HR	RBI	SH	SF	HB	BB	SO	SB	CS	E	OBP
Bartlett	.083	8	12	2	1	0	0	0	1	1	0	0	1	1	2	0	2	.154
Bianco	.206	114	315	36	65	19	1	10	37	1	1	3	21	56	0	3	7	.260
Borders	.286	19	42	3	12	4	0	0	5	1	0	0	0	10	2	4	0	.302
Bowen	.111	17	27	1	3	0	0	0	1	0	0	0	4	10	0	0	1	.226
Cuddyer	.263	115	339	49	89	22	1	12	45	2	1	3	37	74	5	5	10	.339
Ford	.299	154	569	89	170	31	4	15	72	2	7	13	67	75	20	2	4	.381
Guzman	.274	145	576	84	158	31	4	8	46	13	4	1	30	64	10	5	12	.309
Hunter	.271	138	520	79	141	37	0	23	81	0	2	7	40	101	21	7	4	.330
Jones	.254	151	555	69	141	22	1	24	80	2	1	10	40	117	13	10	2	.315
Koskie	.251	118	422	68	106	24	2	25	71	0	5	12	49	103	9	3	11	.342
Kubel	.300	23	60	10	18	2	0	2	7	0	1	0	6	9	1	1	0	.358
LeCroy	.269	88	264	25	71	14	0	9	39	0	2	5	16	60	0	0	5	.321
Mauer	.308	35	107	18	33	8	1	6	17	0	3	1	11	14	1	0	2	.369
Mientkiewicz	.246	78	284	34	70	18	0	1	58	2	1	2	38	38	2	2	4	.340
Morneau	.271	74	280	39	76	17	0	19	58	0	2	2	28	54	0	1	3	.340
Offerman	.256	77	172	22	44	14	2	2	22	1	0	0	29	31	1	1	3	.363
Ojeda	.339	30	58	16	20	1	0	2	7	2	1	0	10	3	1	1	2	.429
Prieto	.250	16	32	4	8	1	0	1	4	0	1	0	3	9	0	1	0	.306
Punto	.253	38	91	17	23	0	0	2	12	0	0	0	12	19	6	0	1	.340
Restovich	.255	29	47	9	12	3	0	2	6	0	0	0	4	10	0	0	0	.314
Rivas	.256	109	336	44	86	19	5	10	34	5	3	1	13	53	15	1	3	.283
Ryan	.239	36	71	9	17	2	1	0	7	0	0	0	4	16	1	1	1	.280
Stewart	.304	92	378	46	115	17	2	11	47	1	3	1	47	44	6	3	3	.380
Thiffe	.273	17	44	7	12	4	0	2	8	0	0	1	3	3	0	0	1	.333
TOTALS	.266	162	5623	780	1494	310	24	191	735	46	40	64	513	982	116	46	101	.332

MOST YEARS PLAYED AT A POSITION

- C** Joe Mauer 2004-13 (10)
- 1B** Kent Hrbek 1982-94 (13)
- 2B** Rod Carew 1967-69, '71-75 (8)
- SS** Greg Gagne 1985-92 (8)
- 3B** Gary Gaetti 1982-90 (9)
- OF** Kirby Puckett 1984-95 (12)
- OF** Torii Hunter 1998-2007, '15 (11)
- OF** Max Kepler 2015-23 (9)
- OF** Byron Buxton 2015-22 (8)
- OF** Tony Oliva 1964-71 (8)
- OF** Bob Allison 1961-63, '65-69 (8)

2004 TWINS STATISTICS

Pitching: (1st in A.L.)

PLAYER	W	L	ERA	G	GS	CG	SH	SV	IP	H	R	ER	HR	HB	BB	SO	WP	BK	BAA
Balfour	4	1	4.35	36	0	0	0	0	39.1	35	19	19	4	2	21	42	3	0	238
Beimel	0	0	43.20	3	0	0	0	0	1.2	8	8	8	1	0	2	2	0	0	615
Crain	3	0	2.00	22	0	0	0	0	27.0	17	6	6	2	1	12	14	1	0	179
Durbin	0	1	7.36	4	1	0	0	0	7.1	12	6	6	0	0	6	6	1	0	387
Fultz	3	3	5.04	55	0	0	0	1	50.0	50	28	28	5	1	23	37	3	0	267
Groeninger	2	5	6.18	12	9	0	0	1	51.0	68	40	36	12	2	15	36	1	0	319
Guerrero	0	1	5.68	9	2	0	0	0	19.0	22	13	12	5	1	6	11	0	0	293
Lohse	9	13	5.34	35	34	1	1	0	194.0	240	128	115	28	7	76	111	6	0	305
Mulholland	5	9	5.18	39	15	0	0	0	123.1	163	76	71	17	5	33	60	2	0	327
Nathan	1	2	1.62	73	0	0	0	44	72.1	48	14	13	3	2	23	89	5	0	187
Pulido	0	0	8.74	6	0	0	0	0	11.1	16	13	11	2	1	4	9	0	0	333
Radke	11	8	3.48	34	34	1	1	0	219.2	229	92	85	23	6	26	143	2	0	267
Rincon	11	6	2.63	77	0	0	2	2	82.0	52	27	24	5	2	32	106	2	0	181
Roa	2	3	4.50	48	0	0	0	0	70.0	84	38	35	9	5	24	47	1	0	297
Romero	7	4	3.51	74	0	0	0	1	74.1	61	32	29	4	5	38	69	5	0	224
Santana	20	6	2.61	34	34	1	1	0	228.0	156	70	66	24	9	54	265	7	0	192
Silva	14	8	4.21	33	33	1	1	0	203.0	255	100	95	23	5	35	76	5	1	310
Thomas	0	0	18.88	3	0	0	0	0	2.2	7	5	5	0	0	1	0	0	0	500
TOTALS	92	70	4.03	162	4	9	48	1476.0	1523	715	661	167	54	431	1123	45	1	.267	

2005 TWINS STATISTICS

Batting: (13th in A.L.)

PLAYER	AVG	G	AB	R	H	2B	3B	HR	RBI	SH	SF	HB	BB	SO	SB	CS	E	OBP
Abernathy	.239	24	67	5	16	1	0	1	6	3	1	1	7	9	2	0	2	.316
Bartlett	.241	74	224	33	54	10	1	3	16	2	4	21	37	4	0	7	.316	
Boone	.170	14	53	3	9	0	0	0	3	0	0	1	4	13	0	0	.241	
Castro	.257	97	272	27	70	18	1	5	33	9	2	0	9	39	0	1	.279	
Cuddyer	.263	126	422	55	111	25	3	12	42	1	3	3	41	93	3	4	.330	
Ford	.264	147	522	70	138	30	4	7	53	2	5	16	45	85	13	6	.338	
Heintz	.200	8	25	1	5	3	0	0	2	0	0	0	1	6	0	0	.231	
Hunter	.269	98	372	63	100	24	1	14	56	0	4	6	34	65	23	7	.337	
Jones	.249	142	523	74	130	22	4	23	73	2	4	5	51	120	13	4	.319	
LeCroy	.260	101	304	33	79	5	2	9	17	50	0	1	4	41	85	0	.354	
Mauer	.294	131	489	61	144	26	2	9	55	0	3	1	61	64	13	1	.372	
Muller	.000	5	12	0	0	0	0	0	0	0	0	0	0	2	0	0	.000	
Morneau	.239	141	490	62	117	23	0	4	22	79	0	5	4	44	94	0	.304	
Punto	.239	112	394	45	94	18	4	4	26	7	2	0	36	86	13	8	.301	
Redmond	.311	45	148	17	46	9	0	1	26	2	0	3	6	14	0	0	.350	
Rivas	.257	59	136	21	35	3	1	1	12	0	1	2	9	17	4	0	.311	
Rodriguez	.269	79	175	21	47	10	2	2	20	6	3	1	18	23	2	2	.335	
Ryan	.231	57	117	7	27	5	0	2	13	4	1	0	9	22	1	2	.283	
Stewart	.274	132	551	69	151	27	3	10	56	1	5	8	34	73	7	5	.323	
Tiffie	.207	54	150	9	31	8	1	1	15	0	1	0	8	15	1	0	.245	
Tyner	.321	18	56	8	18	1	1	0	5	0	0	0	4	4	2	0	.367	
Williams	.425	13	40	3	17	1	0	0	3	1	0	0	2	7	1	2	.452	
TOTALS	.259	162	5564	688	1441	269	32	134	644	42	42	59	485	978	102	44	102	.323

Pitching: (5th in A.L.)

PITCHERS	W	L	ERA	G	GS	CG	SH	SV	IP	H	R	ER	HR	HB	BB	SO	WP	BK	BAA
Baker	3	3	3.35	10	9	0	0	0	53.2	48	21	20	5	0	14	32	0	0	.241
Bowyer	0	1	5.59	8	0	0	0	0	9.2	10	6	6	3	1	3	12	1	0	.270
Crain	12	5	2.71	75	0	0	0	1	79.2	61	28	24	6	5	29	25	2	0	.281
Gesner	0	0	5.84	45	2	0	0	0	7.2	9	7	5	3	0	2	0	0	0	.281
Guerrero	0	0	3.89	45	0	0	0	0	71.2	71	9	7	27	6	3	24	45	0	.259
Liriano	1	2	5.70	6	4	0	0	0	23.2	19	15	15	4	0	7	33	0	0	.221
Lohse	9	13	4.18	31	30	0	0	0	178.2	211	85	83	22	9	44	86	4	1	.299
Mays	6	10	5.65	31	26	1	1	0	156.0	203	109	98	23	3	41	59	4	0	.318
Mulholland	0	2	4.27	49	0	0	0	0	59.0	61	30	28	6	2	17	18	3	1	.276
Nathan	7	4	2.70	69	0	0	0	43	70.0	46	22	21	5	0	22	94	2	0	.183
Radke	9	12	4.04	31	31	3	1	0	200.2	214	98	90	33	7	23	117	2	0	.272
Rincon	6	6	2.45	75	0	0	0	0	77.0	63	26	21	2	3	30	84	5	1	.224
Romero	4	3	3.47	68	0	0	0	0	57.0	50	26	22	6	6	39	48	1	1	.235
Santana	16	7	2.87	33	33	3	2	0	231.2	180	77	74	22	1	45	238	8	0	.210
Silva	9	8	3.44	27	27	2	0	0	188.1	212	83	72	25	3	9	71	0	0	.290
TOTALS	83	79	3.71	162	162	9	8	44	1464.1	1458	662	604	169	43	348	965	35	4	.261

2006 TWINS STATISTICS

Batting: (1st in A.L.)

PLAYER	AVG	G	AB	R	H	2B	3B	HR	RBI	SH	SF	HB	BB	SO	SB	CS	E	OBP
Bartlett	.309	99	333	44	103	18	2	2	32	1	5	10	22	46	10	5	13	.367
Castillo	.250	9	41	1	11	0	0	0	6	0	0	0	2	1	0	4	0	.300
Castillo	.286	142	584	84	173	22	6	3	49	9	2	1	56	58	25	11	6	.358
Cuddyer	.284	150	557	102	158	41	5	24	109	0	6	10	62	130	6	0	5	.362
Ford	.226	104	234	40	53	6	1	4	18	1	0	4	16	43	9	1	2	.287
Heintz	.000	2	1	0	0	0	0	0	0	0	0	0	0	0	0	0	0	.000
Hunter	.278	147	557	86	155	21	2	31	98	0	4	5	45	108	12	6	4	.336
Kubel	.241	73	220	23	53	8	0	8	26	2	1	0	12	45	2	0	2	.279
Mauer	.347	140	521	86	181	36	4	13	84	0	7	1	79	54	8	3	4	.429
Morneau	.321	157	592	97	190	37	1	34	130	0	11	5	53	93	3	3	8	.375
Nevin	.190	16	42	2	8	8	1	0	1	4	1	1	0	10	15	0	0	.340
Punto	.290	135	459	73	133	21	7	1	45	10	7	1	47	68	17	5	13	.352
Rabe	.286	24	49	8	14	1	0	0	3	7	0	0	2	11	0	0	2	.314
Redmond	.341	47	179	20	61	13	0	0	23	0	2	2	4	18	0	0	0	.365
Rodriguez	.235	59	115	11	27	4	0	2	6	2	1	0	14	16	0	0	2	.315
Stewart	.293	44	174	21	51	5	1	2	21	0	1	1	14	19	3	1	1	.347
Tiffie	.144	20	45	4	11	1	0	2	6	0	0	0	4	8	0	1	2	.306
Tyner	.312	62	218	29	68	5	2	0	18	0	2	1	11	18	4	2	1	.345
White	.246	99	337	32	83	17	1	7	38	0	3	4	11	54	1	1	0	.276
TOTALS	.287	162	5602	801	1608	275	34	143	754	31	55	50	490	872	101	42	84	.347

2006 TWINS STATISTICS

Pitching: (2nd in A.L.)

PITCHER	W	L	ERA	G	GS	CG	SH	SV	IP	H	R	ER	HR	HB	BB	SO	WP	BK	BAA
Baker	5	8	6.37	16	16	0	0	0	83.1	114	63	59	17	3	16	62	0	0	324
Bonser	7	6	4.22	18	18	0	0	0	100.1	104	50	47	18	1	24	84	2	0	267
Crain	4	5	3.52	68	0	0	0	1	76.2	79	31	30	6	2	18	60	1	0	262
Eyre	1	0	5.31	42	0	0	0	0	59.1	75	36	35	8	6	22	26	4	0	309
Garza	3	6	3.76	10	9	0	0	0	50.0	62	33	32	6	0	23	38	1	0	301
Guerrero	1	0	3.86	39	1	0	0	1	69.2	78	29	26	9	0	21	37	6	0	287
Liriano	12	3	2.16	28	16	0	0	1	121.0	89	31	29	9	1	32	144	9	1	205
Lohse	2	5	7.07	22	8	0	0	0	63.2	80	50	50	8	6	25	46	1	1	308
Nathan	7	0	1.58	64	0	0	0	36	68.1	38	12	12	3	1	16	95	3	0	158
Neshek	4	2	2.19	32	0	0	0	0	37.0	23	9	9	6	0	6	53	0	0	176
Perkins	0	0	1.59	4	0	0	0	0	5.2	3	1	1	0	0	0	6	0	0	150
Radke	12	9	4.32	28	28	0	0	0	162.1	197	87	78	24	1	32	83	2	0	307
Reyes	5	0	0.89	66	0	0	0	0	50.2	35	8	5	3	0	15	49	4	0	197
Rincon	3	1	2.91	75	0	0	0	1	74.1	76	30	24	2	3	24	65	2	0	270
Santana	19	6	2.77	34	34	1	0	0	233.2	186	79	72	24	4	47	245	4	1	216
Silva	11	15	5.94	36	31	0	0	0	180.1	246	130	119	38	7	32	70	1	0	324
Smith	0	0	12.00	1	1	0	0	0	3.0	5	4	4	1	1	3	1	0	0	157
TOTALS	96	66	3.95	162	1	6	40	1439.1	1490	683	632	182	36	356	1164	40	3	287	

2007 TWINS STATISTICS

Batting: (9th in A.L.)

PLAYER	AVG	G	AB	R	H	2B	3B	HR	RBI	SH	SF	HB	BB	SO	SB	CS	E	OBP
Baker	0.00	24	6	0	0	0	0	0	0	0	0	0	1	1	0	0	2	0.00
Bartlett	.265	140	510	75	135	20	7	5	43	0	2	8	50	73	23	3	26	.339
Bonser	0.00	31	3	0	0	0	0	0	2	0	0	0	0	1	0	0	3	0.00
Buscher	.244	33	82	8	20	1	0	2	10	1	1	0	10	16	1	0	4	.323
Casilla	.222	56	189	15	42	5	1	0	9	5	1	0	9	29	11	1	10	.256
Cirillo	.261	50	153	18	40	9	2	2	21	3	2	1	15	13	2	0	3	.327
Cuddyer	.276	144	547	87	151	28	5	16	81	0	5	7	64	107	5	0	4	.356
Ford	.233	55	116	13	27	6	0	3	14	0	0	3	11	24	3	1	1	.315
Garza	0.00	16	2	0	0	0	0	0	0	1	0	0	0	1	0	0	2	0.00
Heintz	.250	24	56	0	14	0	0	0	7	2	0	0	3	12	0	0	0	.288
Hunter	.287	160	600	94	172	45	1	28	107	0	5	5	40	101	18	9	2	.334
Jones	.208	31	77	7	16	2	1	2	6	1	0	0	6	20	1	1	1	.262
Kubel	.213	128	418	49	114	31	2	13	68	0	1	5	41	79	5	0	2	.255
Lecroy	.150	7	20	1	3	1	0	0	0	0	0	0	0	4	0	0	1	.150
Machado	0.00	0	0	0	0	0	0	0	0	0	0	0	0	0	0	0	0	0.00
Mauer	.293	109	406	62	119	27	3	7	60	2	3	3	57	51	7	1	1	.382
McDonald	1.00	4	10	0	1	0	0	0	0	0	0	0	1	3	0	0	0	.182
Morales	1.000	1	3	1	3	1	0	0	0	0	0	0	0	0	0	0	0	1.000
Morneau	.271	157	590	84	160	31	3	31	111	0	9	5	64	91	1	1	5	.343
Punto	.210	150	472	53	99	18	4	1	25	6	3	0	55	90	16	6	13	.291
Rabe	.194	14	31	2	6	0	0	0	2	0	0	0	0	7	0	0	0	.194
Redmond	.294	82	272	23	80	13	0	1	38	0	3	5	18	23	0	0	0	.346
Rodriguez	.219	68	155	18	34	5	1	2	12	2	2	2	12	14	1	0	4	.281
Santana	.286	33	7	2	2	1	1	0	3	0	0	0	1	0	0	0	0	.375
Silva	0.000	33	4	0	0	0	0	0	0	2	0	0	0	1	0	0	0	0.000
Ujner	.286	114	304	42	87	14	2	1	22	2	1	5	16	26	8	3	1	.331
Watkins	.357	9	28	2	10	0	0	0	0	0	0	0	4	4	1	0	0	.438
White	.174	38	109	8	19	4	0	4	20	0	1	3	6	19	0	0	0	.235
TOTALS	.264	162	5522	718	1460	273	36	118	671	34	45	48	512	839	112	30	95	.330

Pitching: (4th in A.L.)

PITCHER	W	L	ERA	G	GS	CG	SH	SV	IP	H	R	ER	HR	HB	BB	SO	WP	BK	BAA
Baker	9	9	4.26	24	23	2	1	0	143.2	162	70	68	15	5	29	102	0	0	287
Blackburn	0	2	7.71	6	0	0	0	0	11.2	19	12	10	2	0	2	8	0	0	365
Bonser	8	12	5.10	31	30	0	0	0	173	199	108	98	27	5	65	136	3	1	286
Call	0	1	4.71	24	0	0	0	0	21.0	22	11	11	2	2	16	14	2	0	265
Crain	1	2	5.51	18	0	0	0	0	16.1	19	16	10	4	1	4	10	0	1	292
DePaula	0	1	8.55	16	0	0	0	0	20.0	30	20	19	5	3	10	8	0	0	357
Garza	5	7	3.69	16	15	0	0	0	83.0	96	44	34	8	4	32	67	4	0	294
Guerrero	2	4	2.85	73	0	0	0	1	88.0	71	23	23	9	5	21	68	6	0	220
Miller	0	0	18.00	4	0	0	0	0	4.0	7	8	8	2	0	3	2	0	0	368
Nathan	4	2	1.88	68	0	0	0	37	71.2	54	15	15	4	1	19	77	3	0	209
Neshek	7	2	2.94	74	0	0	0	0	70.1	44	25	23	7	2	27	74	2	0	183
Perkins	0	0	3.14	19	0	0	0	0	28.2	23	10	10	2	2	12	20	2	0	232
Ponson	2	5	6.93	7	7	0	0	0	37.2	54	31	29	7	3	17	23	0	0	335
Reyes	2	1	3.99	50	0	0	0	0	29.1	34	14	13	1	2	21	21	4	0	309
Rincon	3	3	5.13	63	0	0	0	0	59.2	65	38	34	9	3	28	49	4	0	273
Santana	15	13	3.33	33	33	1	1	0	219.0	183	88	81	33	4	52	235	7	1	225
Silva	13	14	4.19	33	33	2	1	0	202.0	229	99	94	20	4	36	89	4	1	287
Stowey	4	1	4.73	13	11	0	0	0	66.2	82	39	35	16	0	11	47	3	0	288
TOTALS	79	63	4.15	162	5	8	38	1436.2	1505	725	663	185	51	420	1094	46	5	269	

TWINS WITH 100-PLUS RBI SEASONS

NO.	PLAYER	TOTAL (YEAR)	NO.	PLAYER	TOTAL (YEAR)
8	Harmon Killebrew	122 (1961); 126 (62); 111 (64); 110 (66); 113 (67); 140 (69); 113 (70); 119 (71)	1	Kent Hrbek	107 (1984)
4	Justin Morneau	130 (2006); 111 (07); 129 (08); 100 (09)	1	Paul Molitor	113 (1996)
3	Kirby Puckett	121 (1988); 110 (92); 112 (94)	1	Marty Cordova	111 (1996)
2	Bob Allison	105 (1961); 102 (62)	1	Corey Koskie	103 (2001)
2	Tony Oliva	101 (1969); 107 (70)	1	Michael Cuddyer	109 (2006)
2	Gary Gaetti	108 (1986); 109 (87)	1	Jason Kubel	103 (2009)
2	Tori Hunter	102 (2003); 107 (07)	1	Delmon Young	112 (2010)
1	Rod Carew	100 (1977)	1	Josh Willingham	110 (2012)
1	Larry Hise	119 (1977)	1	Eddie Rosario	109 (2019)
			1	Nelson Cruz	108 (2019)

2008 TWINS STATISTICS

Batting: (3rd in A.L.)

PLAYER	AVG	G	AB	R	H	2B	3B	HR	RBI	SH	SF	HB	BB	SO	SB	CS	E	OBP
Baker	.500	28	2	1	1	0	0	0	0	3	0	0	0	1	0	0	1	.500
Blackburn	.333	33	3	0	1	0	0	0	0	0	0	0	0	0	0	0	0	.333
Buscher	.294	70	218	29	64	9	0	4	47	0	7	0	19	42	0	2	10	.340
Casilla	.281	98	385	58	108	15	0	7	50	13	6	2	31	45	7	2	12	.333
Clark	.250	4	4	0	0	0	0	0	0	0	0	0	0	2	0	0	0	.250
Cuddyer	.249	71	249	30	62	13	2	4	36	0	0	0	25	40	5	1	2	.330
Everett	.213	48	127	19	27	6	1	2	20	6	4	1	12	15	0	0	7	.278
Gomez	.258	153	577	79	149	24	7	7	59	3	2	7	25	142	33	11	8	.296
Harris	.265	130	434	57	115	29	3	7	49	7	6	4	39	98	1	1	13	.327
Hernandez	.500	23	2	0	1	0	0	0	0	1	0	0	0	0	0	0	1	.500
Jorgensen	.000	2	1	0	0	0	0	0	0	0	0	0	0	0	0	0	0	.000
Korecky	1.000	16	1	0	1	0	0	0	0	0	0	0	0	0	0	0	0	1.000
Kubel	.272	141	463	74	126	22	5	20	78	0	7	0	47	91	0	1	3	.335
Lamb	.233	81	236	20	55	12	3	1	32	0	8	0	17	32	0	1	4	.276
Macri	.324	18	34	3	11	1	0	1	4	0	0	0	2	10	1	1	1	.361
Mauer	.328	146	536	98	176	31	4	9	85	1	11	1	84	50	1	1	3	.413
Morroe	.202	58	163	22	33	9	0	8	29	0	0	0	16	48	0	1	0	.274
Morneau	.300	163	623	97	187	47	4	23	129	0	10	3	76	85	0	1	4	.374
Perkins	.000	26	3	0	0	0	0	0	0	1	0	0	0	0	0	0	1	.000
Pridle	.000	10	4	3	0	0	0	0	0	1	0	0	1	1	0	0	1	.200
Punto	.284	99	338	43	96	19	4	2	28	5	2	0	32	57	15	6	10	.344
Redmond	.287	38	129	14	37	6	0	0	12	0	1	2	5	11	0	0	0	.321
Ruiz	.274	22	62	13	17	2	0	1	7	0	0	0	6	21	0	0	0	.338
Slowey	.250	28	8	1	2	1	0	0	2	0	0	0	0	1	0	0	1	.250
Span	.294	93	347	70	102	16	7	6	47	8	2	4	50	60	18	7	4	.387
Tolbert	.283	41	113	18	32	6	3	0	6	2	1	0	7	19	7	1	6	.322
Young	.290	152	575	80	167	28	4	10	69	1	5	7	35	105	14	5	8	.336
TOTALS	.279	163	5641	829	1572	298	49	111	791	52	72	36	529	979	102	42	108	.340

Pitching: (7th in A.L.)

PITCHER	W	L	ERA	G	GS	CG	SH	SV	IP	H	R	ER	HR	HB	BB	SO	WP	BK	BAA
Baker	11	4	3.45	28	28	0	0	0	172.1	161	66	66	20	3	42	141	6	0	.247
Bass	3	1	4.81	44	0	0	0	0	68.0	84	42	37	11	3	22	32	0	0	.303
Blackburn	11	11	4.05	33	33	0	0	0	193.1	224	102	87	23	7	39	96	2	0	.292
Bonser	3	2	5.93	47	12	0	0	0	118.1	139	87	78	16	1	36	97	6	1	.285
Breslow	0	2	1.63	42	0	0	0	1	38.2	24	9	7	0	0	14	32	4	1	.180
Crain	5	4	3.59	66	0	0	0	0	62.2	62	29	25	6	1	24	50	2	0	.257
Guardado	1	1	7.71	9	0	0	0	0	7.0	12	6	6	1	0	2	5	0	0	.387
Guerrier	6	9	5.19	76	0	0	0	1	76.1	84	47	44	12	0	37	59	2	0	.275
Hernandez	10	8	5.48	23	23	2	2	0	139.2	199	93	85	18	1	29	54	2	1	.341
Humber	0	0	4.63	5	0	0	0	0	11.2	11	6	6	4	1	5	6	0	0	.250
Korecky	2	0	4.58	16	0	0	0	0	17.2	19	9	9	2	0	8	6	0	0	.288
Liriano	6	4	3.91	14	14	0	0	0	76.0	74	40	33	7	1	32	67	3	0	.254
Miñares	0	1	0.80	10	0	0	0	0	10.1	3	3	1	1	0	0	5	1	0	.098
Nathan	1	2	4.00	68	0	0	0	39	67.2	83	43	13	10	5	2	18	24	2	.174
Neshek	1	2	4.73	15	0	0	0	0	13.1	12	7	7	2	0	4	15	0	0	.240
Perkins	12	4	4.41	26	26	0	0	0	151.0	183	81	74	25	3	39	74	2	1	.301
Reyes	3	0	2.33	75	0	0	0	0	46.1	40	12	12	4	2	15	39	5	0	.235
Rincon	2	2	6.11	24	0	0	0	0	28.0	33	21	19	5	2	16	20	3	0	.292
Slowey	12	11	3.99	27	27	3	2	0	160.1	161	74	71	22	4	24	123	1	0	.260
TOTALS	88	75	4.16	163	5	10	42	1459.0	1568	745	675	183	31	406	995	45	4	.274	

2009 TWINS STATISTICS

Batting: (3rd in A.L.)

PLAYER	AVG	G	AB	R	H	2B	3B	HR	RBI	SH	SF	HB	BB	SO	SB	CS	E	OBP
Baker	.000	33	6	0	0	0	0	0	0	0	0	0	0	2	0	0	0	.000
Blackburn	.000	33	4	0	0	0	0	0	0	0	0	0	0	0	0	0	0	.000
Buscher	.235	61	136	14	32	3	1	2	12	0	1	3	24	35	0	0	1	.360
Cabrera	.289	59	242	42	70	13	3	5	36	1	6	0	11	32	2	0	11	.313
Casilla	.202	80	228	25	46	7	3	0	17	2	1	3	22	36	11	0	5	.280
Crele	.225	90	333	42	75	16	1	15	48	0	3	2	29	56	0	0	4	.289
Cuddyer	.276	153	588	93	162	34	7	32	94	0	2	2	6	54	118	6	1	.342
Gomez	.229	137	315	51	72	15	5	3	28	7	1	4	22	72	14	7	1	.287
Harris	.261	123	414	44	108	22	1	6	37	1	6	3	29	78	0	2	12	.310
Huber	.500	1	2	0	1	0	0	0	0	0	0	0	0	0	0	0	0	.500
Keppel	.000	37	0	0	0	0	0	0	0	0	0	0	0	0	0	0	0	.000
Kubel	.300	146	514	73	154	35	2	28	103	0	5	3	56	106	1	1	0	.369
Liriano	.000	29	5	0	0	0	0	0	0	1	0	0	0	0	0	0	0	.000
Mauer	.365	138	523	94	191	30	1	28	96	0	5	2	76	63	4	1	3	.444
Morales	.311	54	119	14	37	6	0	0	7	0	1	0	14	22	0	0	3	.381
Morneau	.274	135	508	85	139	31	1	30	100	0	7	3	72	86	0	0	3	.353
Pavano	.000	12	0	0	0	0	0	0	0	0	0	0	0	0	0	0	0	.000
Punto	.228	125	359	56	82	15	1	1	38	13	6	1	61	70	16	3	7	.337
Redmond	.237	45	135	9	32	5	0	0	0	1	11	19	0	0	0	0	0	.299
Slowey	.000	16	3	0	0	0	0	0	0	1	0	0	1	0	0	0	0	.000
Span	.311	145	578	97	180	16	10	8	68	12	6	10	70	89	23	10	5	.392
Tolbert	.232	71	198	28	46	7	1	2	19	10	2	0	21	37	6	2	4	.303
Young	.284	108	395	50	112	16	2	12	60	0	5	4	12	92	2	5	5	.308
TOTALS	.274	163	5608	817	1539	271	40	172	770	51	57	45	585	1021	85	32	76	.345

DID YOU Know?

...that the Twins club record for consecutive wins against a given opponent is 17, set against Boston between June 2, 1965 and May 7, 1966. They beat the Red Sox 15 straight times in 1965 and twice more to begin the 1966 season before losing in the first game of a doubleheader May 8, 1966.

2009 TWINS STATISTICS

Pitching: (11th in A.L.)

PITCHER	W	L	ERA	G	GS	CG	SH	SV	IP	H	R	ER	HR	HB	BB	SO	WP	BK	BAA	
Baker	15	9	4.37	33	33	1	1	0	200.0	190	99	97	28	4	48	162	4	0	.247	
Blackburn	11	11	4.03	33	33	3	0	0	205.2	240	103	92	25	3	41	98	2	0	.290	
Crain	7	4	4.70	56	0	0	0	0	51.2	48	28	27	3	5	27	43	1	1	.250	
Duensing	5	2	3.64	24	9	0	0	0	84.0	84	37	34	7	3	31	53	1	0	.263	
Galindo	0	0	17.18	75	1	0	0	0	3.2	9	7	7	1	0	5	2	0	0	.450	
Guerrier	5	1	2.36	75	0	0	0	1	76.1	58	23	20	10	4	16	47	0	0	.207	
Henn	0	3	7.15	14	0	0	0	0	11.1	9	9	9	9	1	8	9	0	0	.225	
Keppel	1	1	4.83	37	0	0	0	0	54.0	63	30	29	4	5	21	32	2	0	.297	
Liriano	5	13	5.80	29	24	0	0	0	136.2	147	93	88	21	6	65	122	5	1	.279	
Mahay	1	0	2.00	16	0	0	0	0	9.0	7	3	2	1	2	3	8	1	0	.206	
Manship	1	1	5.68	11	5	0	0	0	31.2	39	21	20	4	1	15	21	2	0	.310	
Mijares	2	2	2.34	71	0	0	0	0	61.2	50	17	16	7	2	23	55	0	0	.224	
Morillo	0	0	22.50	3	0	0	0	0	2.0	3	5	5	1	0	3	1	0	0	.333	
Mulvey	0	0	27.00	2	0	0	0	0	1.1	6	4	4	0	0	0	0	1	0	.600	
Nathan	2	2	2.10	70	0	0	0	47	68.2	42	16	16	7	2	22	89	4	0	.171	
Pavano	5	4	4.64	12	12	0	0	0	73.2	85	39	38	7	3	16	59	1	0	.284	
Rauch	5	3	4.72	17	0	0	0	0	15.2	13	3	3	3	0	6	14	0	0	.245	
Slowey	10	3	4.86	16	16	0	0	0	90.0	113	50	49	15	5	15	75	3	0	.309	
TOTALS	87	76	4.50	163	4	7	48	1453.0	1542	76	5	72	6	185	58	466	1052	43	3	.272

2010 TWINS STATISTICS

Batting: (3rd in A.L.)

PLAYER	AVG	G	AB	R	H	2B	3B	HR	RBI	SH	SF	HB	BB	SO	SB	CS	E	OBP
Baker	.000	29	3	0	0	0	0	0	0	0	0	0	2	0	0	1	.000	
Blackburn	.000	28	1	0	0	0	0	0	0	0	0	0	0	0	0	2	.000	
Butera	.197	49	142	12	28	6	1	2	13	3	2	4	4	25	0	5	.237	
Castilla	.276	69	152	26	42	7	4	1	20	4	1	0	13	17	6	1	.331	
Crain	.000	71	1	0	0	0	0	0	0	0	0	0	1	0	0	1	.000	
Cuddeyer	.271	157	609	93	165	37	5	14	81	0	4	4	58	93	7	3	.336	
Duensing	.000	53	1	0	0	0	0	0	0	0	0	0	1	0	0	0	.000	
Hardy	.268	101	340	44	91	19	3	6	38	3	4	0	28	54	1	1	.320	
Hudson	.268	126	497	80	133	24	5	6	37	5	3	4	50	87	10	3	.338	
Hughes	.286	2	7	1	2	0	0	1	0	0	0	0	3	0	1	0	.286	
Kubel	.249	143	518	68	129	23	3	21	92	0	5	3	56	116	0	1	.323	
Liriano	.000	31	2	0	0	0	0	0	0	0	0	0	1	0	0	1	.000	
Manship	.000	13	1	0	0	0	0	0	0	0	0	0	1	0	0	0	.000	
Mauer	.327	137	510	88	167	43	1	9	75	0	6	3	65	53	1	4	.402	
Morales	.194	19	36	4	7	2	0	0	7	0	2	0	6	14	0	0	.295	
Morneau	.345	81	296	53	102	25	1	18	56	0	2	0	50	62	0	0	.437	
Pavano	.500	32	6	0	3	0	0	0	2	0	0	0	2	0	0	0	.500	
Plouffe	.146	22	41	7	6	1	0	2	6	2	1	0	0	14	0	0	.143	
Punto	.238	88	252	24	60	11	1	1	20	4	3	1	28	50	6	2	.313	
Ramos	.296	7	27	2	8	3	0	0	1	0	0	1	0	3	0	0	.321	
Rauch	.000	59	0	0	0	0	0	0	0	1	0	0	0	0	0	0	.000	
Reple	.228	58	127	19	29	6	0	3	9	1	0	0	5	13	38	3	.224	
Rivera	.179	13	28	1	5	0	0	0	2	0	0	0	2	5	0	1	.233	
Slowey	.000	31	2	0	0	0	0	0	0	0	1	0	0	1	0	0	.000	
Span	.264	153	629	85	166	24	10	3	58	10	2	4	60	74	26	4	.331	
Thome	.283	108	276	48	78	16	2	25	59	0	2	2	60	82	0	0	.412	
Tolbert	.230	48	87	8	20	4	3	1	18	1	3	0	9	18	1	1	.293	
Valencia	.311	85	299	30	93	18	1	7	40	0	3	0	20	46	2	0	.351	
Young	.298	153	570	77	170	46	1	21	112	0	9	6	28	81	5	4	.333	
TOTALS	.274	163	5608	817	1539	271	40	172	770	51	57	45	585	1021	85	32	.345	

Pitching: (5th in A.L.)

PITCHER	W	L	ERA	G	GS	CG	SH	SV	IP	H	R	ER	HR	HB	BB	SO	WP	BK	BAA	
Baker	12	9	4.49	29	29	0	0	0	170.1	186	87	85	23	6	43	148	7	0	.277	
Blackburn	10	12	5.42	28	26	1	0	0	161.0	194	101	97	25	4	40	68	3	1	.302	
Burnett	2	2	5.29	41	0	0	0	0	47.2	52	28	28	6	2	23	37	2	2	.287	
Capps	2	0	2.00	27	0	0	0	16	27.0	24	7	6	6	1	0	8	21	0	.247	
Crain	2	1	3.04	71	0	0	0	1	68.0	53	27	23	5	1	27	62	3	0	.215	
Delaney	0	0	9.00	1	0	0	0	0	1.0	2	1	1	1	0	1	0	0	0	.500	
Duensing	10	3	2.62	53	13	1	1	0	130.2	122	42	38	11	3	35	78	1	0	.247	
Flores	0	0	4.91	11	0	0	0	0	3.2	10	2	2	0	0	2	2	0	0	.500	
Fox	0	0	3.18	1	1	0	0	0	5.2	4	2	2	0	0	1	0	0	0	.211	
Fuentes	0	0	0.00	9	0	0	0	1	9.2	3	0	0	0	1	2	8	1	0	.094	
Guerrier	5	7	3.17	74	0	0	0	1	71.0	56	28	25	7	3	22	42	2	0	.219	
Liriano	14	10	3.62	31	31	0	0	0	191.2	184	77	77	9	10	58	201	10	1	.252	
Mahay	1	1	3.44	41	0	0	0	0	34.0	33	15	13	5	0	8	25	1	0	.252	
Manship	2	1	5.28	13	1	0	0	0	29.0	34	20	17	3	0	6	21	0	0	.293	
Mijares	1	1	3.31	47	0	0	0	0	32.2	24	14	12	4	1	9	28	1	0	.268	
Neshek	0	1	5.00	11	0	0	0	0	6.0	7	5	5	1	1	8	9	0	0	.206	
Pavano	17	11	3.75	32	32	7	2	2	221.0	227	95	92	24	6	37	117	4	0	.266	
Perkins	1	1	5.82	13	1	0	0	0	21.2	29	16	14	3	4	5	14	0	0	.337	
Rauch	3	1	3.12	59	0	0	0	21	57.2	61	20	20	3	1	14	46	1	0	.268	
Slama	0	1	7.71	5	0	0	0	0	4.2	6	4	4	1	0	5	5	1	0	.300	
Slowey	13	6	4.45	30	28	0	0	0	155.2	172	80	77	21	4	29	116	3	0	.280	
TOTALS	94	68	3.95	162	9	13	40	1452.2	1493	67	1	63	8	155	47	383	1048	41	4	.266

DID YOU Know?

...that five Minnesota Twins have won American League Rookie of the Year honors. Tony Oliva (1964), Rod Carew (1967), John Castino (1979), Chuck Knoblauch (1991) and Marty Cordova (1995) have each been named the league's top first-year performer.

2012 TWINS STATISTICS

Batting: (11th in A.L.)

PLAYER	AVG	G	AB	R	H	2B	3B	HR	RBI	SH	SF	HB	BB	SO	SB	CS	E	OBP
Baker	.400	23	5	0	2	1	0	0	0	0	0	0	0	1	0	0	0	.400
Benson	.239	21	71	3	17	6	1	0	2	0	0	0	3	21	2	2	2	.270
Blackburn	.000	26	2	0	0	0	0	0	0	0	0	0	0	0	0	0	0	.000
Butera	.167	93	234	19	39	9	1	2	23	6	1	2	11	42	0	0	0	.210
Castilla	.260	97	323	52	84	21	4	2	21	8	3	3	28	45	15	4	11	.322
Cuddyer	.284	139	529	70	150	29	2	20	70	0	3	4	48	96	11	1	7	.346
Dinkelmann	.301	23	73	5	22	1	0	0	4	0	0	0	4	13	2	0	0	.346
Duensing	.000	33	4	0	0	0	0	0	0	0	0	0	0	0	0	0	0	.000
Holm	.118	6	17	1	2	1	0	0	0	0	0	0	1	4	0	0	0	.167
Hughes	.223	96	287	31	64	12	0	7	30	2	1	3	24	79	3	2	5	.289
Kubel	.273	99	366	37	100	21	1	12	58	0	2	1	32	86	1	1	1	.332
Liriano	.500	26	2	0	1	0	0	0	1	0	0	0	1	0	0	0	0	.667
Mauer	.287	82	296	38	85	15	0	3	30	0	2	3	32	38	0	0	5	.360
Morneau	.227	69	264	19	60	16	0	4	30	0	2	3	19	44	0	0	1	.285
Nishioka	.226	68	221	14	50	5	0	0	19	3	0	1	15	43	2	4	12	.278
Parmelee	.355	21	76	8	27	6	0	4	14	0	0	0	12	13	0	0	2	.443
Pavano	.000	33	6	0	0	0	0	0	0	0	0	0	0	4	0	0	2	.000
Plouffe	.238	81	286	47	68	18	1	8	30	2	3	4	25	71	3	3	12	.305
Repio	.226	67	133	21	30	2	0	2	11	3	0	2	6	38	7	2	1	.270
Revere	.267	117	450	56	120	9	5	0	30	3	0	2	26	41	34	9	7	.310
Rivera	.144	45	104	9	15	3	0	1	5	0	1	1	8	32	0	0	3	.211
Span	.264	70	284	37	75	11	5	2	16	0	0	0	27	36	6	1	1	.328
Thome	.243	71	206	21	50	12	0	12	40	0	1	0	35	69	0	0	0	.351
Tolbert	.198	87	207	22	41	10	2	0	11	4	0	4	11	31	3	2	6	.252
Tosoni	.203	60	172	20	35	7	1	5	22	0	0	3	14	42	0	2	3	.275
Valencia	.246	154	564	63	139	28	2	15	72	0	4	0	40	102	2	6	18	.294
Young	.266	84	305	26	81	16	0	4	32	0	2	0	18	55	1	5	5	.305
TOTALS	.247	162	5487	619	1357	259	25	103	572	31	25	37	440	1048	92	39	119	.306

Pitching: (13th in A.L.)

PITCHER	W	L	ERA	G	GS	CG	SH	SV	IP	H	R	ER	HR	HB	BB	SO	WP	BK	BAA
Baker	8	6	3.14	23	21	1	0	0	134.2	126	50	47	15	4	32	123	4	0	.248
Blackburn	7	10	4.49	26	26	1	0	0	148.1	183	91	74	19	4	54	76	5	0	.305
Burnett	2	5	5.51	66	0	0	0	0	50.2	50	32	31	4	8	21	33	2	0	.263
Capps	4	7	4.25	69	0	0	0	15	65.2	66	31	31	10	4	13	34	1	0	.262
Cuddyer	0	0	0.00	1	0	0	0	0	1.0	2	0	0	0	0	1	0	0	0	.400
Diamond	1	5	5.08	7	7	0	0	0	39.0	51	25	22	3	0	17	19	3	0	.317
Duensing	9	14	5.23	32	28	1	1	0	161.2	193	102	94	21	1	52	115	3	0	.299
Dumatrait	1	3	3.92	45	0	0	0	1	41.1	45	22	18	7	1	25	29	2	0	.276
Hacker	0	0	0.00	2	0	0	0	0	5.1	4	1	0	0	0	4	2	0	0	.235
Hendriks	0	2	6.17	4	4	0	0	0	23.1	29	16	16	3	0	6	16	1	0	.312
Heey	1	2	5.47	26	0	0	0	0	24.2	34	20	15	4	0	13	14	0	0	.330
Hughes	1	0	0.00	15	0	0	0	0	12.2	14	14	4	1	0	8	11	0	0	.365
James	0	0	6.10	8	0	0	0	0	10.1	12	7	7	1	0	4	8	0	2	.283
Liriano	9	10	5.09	26	24	1	1	0	134.1	125	81	76	14	7	75	112	9	0	.249
Manship	0	0	8.10	5	0	0	0	0	3.1	5	3	3	0	0	4	2	0	0	.385
Mijares	0	2	4.59	58	0	0	0	0	49.0	53	31	25	4	3	30	30	1	0	.275
Nathan	2	1	4.84	48	0	0	0	14	44.2	38	26	24	7	3	14	43	3	0	.222
Oliveros	0	0	4.05	10	0	0	0	0	13.1	13	6	6	0	0	7	9	0	0	.277
Pavano	9	13	4.30	33	33	3	1	0	222.0	262	123	106	23	8	40	102	4	2	.294
Perkins	4	4	2.48	65	0	0	0	2	61.2	55	19	17	2	1	21	65	3	0	.244
Slama	0	0	0.00	2	0	0	0	0	2.1	0	0	0	0	0	2	3	1	0	.000
Slowey	0	8	6.67	14	8	0	0	0	59.1	78	44	44	10	3	5	34	0	0	.321
Swarzak	4	7	4.32	27	11	0	0	0	102.0	111	53	49	9	6	26	55	3	1	.275
Waldrop	1	0	5.73	7	0	0	0	0	11.0	10	7	7	1	0	6	5	1	0	.233
TOTALS	63	99	4.58	162	7	8	32	1421.2	1564	804	724	161	54	480	940	47	5	.281	

2012 TWINS STATISTICS

Batting: (7th in A.L.)

PLAYER	AVG	G	AB	R	H	2B	3B	HR	RBI	SH	SF	HB	BB	SO	SB	CS	E	OBP	
Burroughs	.118	10	17	0	2	1	0	0	1	0	0	0	1	3	0	0	0	.167	
Butera	.198	42	111	7	22	6	0	1	5	0	0	2	9	26	0	1	0	.270	
Carroll	.268	138	470	65	126	18	1	1	40	7	4	4	52	65	9	5	12	.343	
Carson	.227	26	66	3	15	1	0	0	4	0	1	0	2	21	0	0	0	.246	
Castilla	.241	106	299	33	72	17	2	1	30	3	5	3	16	52	21	1	9	.282	
Doumit	.275	134	484	56	133	34	1	18	75	0	8	7	29	98	0	5	5	.320	
Dozier	.234	84	316	33	74	11	1	6	33	4	3	1	16	58	9	2	15	.271	
Escobar	.227	14	44	4	10	0	0	1	11	1	1	2	8	8	0	0	0	.271	
Florentino	.219	43	137	16	30	5	2	1	10	3	0	0	10	30	3	1	7	.272	
Herrmann	.056	7	18	0	1	0	0	0	1	0	0	0	1	5	0	0	0	.105	
Hughes	.200	4	10	0	2	0	0	0	2	0	1	0	0	4	1	0	1	.182	
Komatsu	.219	15	32	2	7	0	0	0	1	0	1	0	4	3	0	0	1	.297	
Mastroianni	.252	77	163	22	41	3	2	3	17	3	1	1	18	45	21	3	3	.328	
Mauer	.319	147	545	81	174	31	4	10	85	1	3	2	90	88	8	4	5	.416	
Morneau	.267	134	505	63	135	26	2	19	77	0	10	6	49	102	1	0	6	.333	
Nishioka	.000	3	12	0	0	0	0	0	1	0	1	0	1	1	0	0	2	.071	
Parmelee	.229	64	192	18	44	10	2	5	20	0	1	4	13	52	0	2	2	.290	
Plouffe	.235	119	422	56	99	19	1	24	55	0	2	4	37	92	0	3	19	.301	
Revere	.294	124	511	70	150	13	6	0	32	6	4	3	29	54	40	9	0	.333	
Span	.283	128	516	71	146	38	4	4	41	4	1	0	47	62	17	6	4	.342	
Thomas	.143	12	28	2	4	1	0	1	4	0	0	0	1	0	0	0	0	.172	
Valencia	.198	34	126	13	25	6	1	2	17	0	0	3	0	3	32	0	1	4	.212
Willingham	.260	145	519	85	135	30	1	35	110	0	6	14	76	141	3	2	4	.366	
TOTALS	.260	162	5562	701	1448	270	30	131	667	33	56	53	505	1069	135	37	107	.325	

DID YOU Know?

...to determine a team's 'magic number' in the pennant race, compute the number of games remaining, add one, then subtract the number of games ahead in the loss column of the standings of the closest opponent.

2012 TWINS STATISTICS

Pitching: (13th in A.L.)

PITCHER	W	L	ERA	G	GS	CG	SH	SV	IP	H	R	ER	HR	HB	BB	SO	WP	BK	BAA
Blackburn	4	9	7.39	19	19	0	0	0	98.2	143	81	81	23	1	26	42	2	0	.340
Burnett	4	4	3.52	67	0	0	0	0	71.2	71	33	28	4	3	26	36	6	0	.257
Burton	3	2	2.18	64	0	0	0	5	62.0	41	21	15	5	5	16	55	0	0	.186
Butera	0	0	0.00	1	0	0	0	0	1.0	0	0	0	0	0	1	1	1	0	.000
Cappas	1	4	3.68	30	0	0	0	14	29.1	28	13	12	5	0	4	18	3	0	.241
Destino	6	5	4.44	15	15	0	0	0	73.0	89	40	39	10	5	53	57	3	0	.241
De Vries	5	5	4.11	17	16	0	0	0	87.2	88	48	40	16	4	18	58	1	0	.252
Diamond	12	9	3.54	27	27	1	1	0	173.0	184	76	68	17	4	31	90	10	0	.274
Duensing	4	12	5.12	55	11	0	0	0	109.0	126	71	62	10	2	27	69	5	0	.288
Fien	2	1	2.06	35	0	0	0	0	35.0	25	9	8	3	1	9	32	0	0	.195
Gray	6	1	5.71	49	0	0	0	0	52.0	58	34	33	9	4	22	26	5	1	.278
Hendriks	1	8	5.59	16	16	1	0	0	85.1	106	61	53	17	4	26	50	4	0	.305
Liriano	3	10	5.31	22	17	0	0	0	100.0	89	63	59	12	4	55	109	6	1	.239
Maloney	1	0	8.18	9	0	0	0	0	11.0	17	10	10	2	1	1	5	0	0	.347
Manship	0	0	7.89	12	0	0	0	0	21.2	29	19	19	4	1	7	12	0	0	.326
Marguis	2	4	8.47	7	7	0	0	0	34.0	52	33	32	9	3	14	12	1	0	.371
Olivero	0	0	3.40	11	0	0	0	0	1.2	1	1	0	0	0	1	3	0	0	.167
Pavano	2	5	6.00	11	11	0	0	0	63.0	80	46	42	9	2	8	33	0	0	.313
Perdomo	0	0	3.18	15	0	0	0	0	17.0	15	8	6	0	2	12	8	1	0	.238
Perkins	3	1	2.56	70	0	0	0	16	70.1	57	25	20	8	3	16	78	3	0	.222
Robertson	2	2	5.40	40	0	0	0	0	25.0	21	16	15	4	1	14	26	1	0	.223
Swarzak	3	6	5.03	44	5	0	0	0	96.2	106	57	54	15	0	31	62	3	0	.284
Vasquez	0	2	5.68	6	6	0	0	0	31.2	32	20	20	2	1	19	14	1	0	.274
Waldrop	0	1	2.53	17	0	0	0	0	21.1	27	6	6	2	3	6	7	1	0	.318
Walters	2	5	5.69	12	12	1	0	0	61.2	71	41	39	12	3	22	42	1	0	.291
TOTALS	66	96	4.77	162	3	6	35	1438.2	1536	832	762	198	57	465	943	60	2	.274	

2012 TWINS STATISTICS

Batting: (13th in A.L.)

PLAYER	AVG	G	AB	R	H	2B	3B	HR	RBI	SH	SF	HB	BB	SO	SB	CS	E	OBP
Arcia	.251	97	351	34	88	17	2	14	43	0	0	4	23	117	1	2	2	.304
Bernier	.226	33	53	9	12	3	0	0	5	2	0	1	8	15	2	1	0	.339
Butera	.000	2	3	0	0	0	0	0	0	0	0	0	0	1	0	0	0	.000
Carroll	.230	59	191	21	44	6	0	0	9	1	0	1	13	35	2	0	2	.283
Colabello	.194	55	160	14	31	3	3	0	7	17	0	1	20	58	0	1	3	.287
Doumit	.247	135	485	49	120	28	5	14	55	0	4	1	48	99	0	3	3	.314
Dozier	.244	147	558	72	136	33	4	18	66	3	4	6	51	120	14	7	6	.312
Escobar	.236	66	165	23	39	5	2	3	10	2	1	0	11	34	0	2	7	.282
Florimon	.221	134	403	44	89	17	0	9	44	5	3	2	33	115	15	6	18	.281
Fryer	.385	6	13	2	5	1	0	1	4	0	0	0	3	3	0	0	0	.500
Herrmann	.204	57	157	16	32	7	0	4	18	3	0	0	18	49	0	1	2	.286
Hicks	.192	81	281	37	54	11	3	8	27	4	2	2	24	84	9	3	0	.259
Mastroianni	.185	30	65	5	12	2	0	0	5	3	1	1	3	23	2	1	0	.229
Mauer	.324	113	445	62	144	35	0	11	47	0	2	0	61	89	0	1	3	.404
Morneau	.259	127	495	56	128	32	0	17	74	0	5	6	37	98	0	0	3	.315
Parmelee	.228	101	294	21	67	13	0	8	24	0	3	3	33	81	1	1	2	.309
Pinto	.342	21	76	10	26	5	0	4	12	0	1	6	22	0	0	2	0	.396
Pouffre	.254	129	477	44	121	22	1	14	52	1	4	6	34	112	2	1	13	.309
Presley	.283	28	113	9	32	4	4	1	11	0	0	7	8	21	1	3	0	.336
Ramirez	.272	35	81	5	22	6	4	1	0	6	0	1	3	23	0	0	0	.302
Thomas	.214	92	290	39	62	15	0	4	13	1	0	1	30	92	1	3	3	.290
Willingham	.208	111	389	42	81	20	0	14	48	0	2	14	66	128	1	0	1	.342
TOTALS	.242	162	5564	614	1346	285	15	151	590	29	32	52	533	1430	52	33	81	.312

Pitching: (14th in A.L.)

PITCHER	W	L	ERA	G	GS	CG	SH	SV	IP	H	R	ER	HR	HB	BB	SO	WP	BK	AVG
Albers	2	5	4.05	10	10	1	1	0	60.0	64	34	27	6	2	7	25	0	1	.271
Burton	2	9	3.82	71	0	0	0	2	66.0	61	29	28	6	5	22	61	2	0	.242
Carroll	0	0	0.00	1	0	0	0	0	1.0	0	0	0	0	0	0	0	0	0	.000
Correa	9	13	4.18	31	31	0	0	0	185.1	218	89	86	24	2	45	101	2	2	.297
Destino	8	8	3.83	18	18	0	0	0	108.0	106	48	46	7	9	41	67	8	2	.259
De Vries	0	2	10.80	4	2	0	0	0	15.0	22	18	18	6	0	9	12	0	0	.333
Diamond	6	13	5.43	24	24	0	0	0	131.0	163	88	79	21	1	36	52	5	0	.306
Duensing	6	2	3.98	73	0	0	0	1	61.0	68	28	27	4	2	22	56	6	0	.283
Fien	5	2	3.92	73	0	0	0	0	62.0	51	28	27	9	0	12	73	2	0	.225
Gibson	2	4	6.53	10	10	0	0	0	51.0	69	38	37	7	5	20	29	4	0	.327
Hendriks	1	3	6.85	10	8	0	0	0	47.1	67	39	36	10	3	14	34	1	0	.327
Hernandez	3	3	6.83	14	12	0	0	0	56.2	80	43	43	10	23	1	29	1	1	.338
Martis	0	1	5.59	6	0	0	0	0	9.2	6	6	6	3	0	4	7	0	0	.171
Petrey	5	13	5.19	29	29	0	0	0	152.2	184	92	88	13	6	53	101	1	0	.300
Perkins	2	0	2.30	61	0	0	0	36	62.2	43	16	16	5	3	15	77	0	0	.196
Pressly	3	3	3.87	49	0	0	0	0	76.2	71	37	33	5	0	27	49	7	0	.251
Robertson	0	0	9.00	2	0	0	0	0	1.0	1	1	1	1	0	0	2	0	0	.250
Roenicke	0	1	4.35	63	0	0	0	0	62.0	63	31	30	6	1	36	45	1	0	.263
Swarzak	3	2	2.91	48	0	0	0	0	96.0	89	33	31	7	1	22	69	1	0	.249
Thielbar	3	2	1.76	49	0	0	0	0	46.0	24	11	9	4	0	14	39	1	0	.154
Tonkin	0	0	0.79	9	0	0	0	0	11.1	9	6	1	0	0	3	10	1	0	.205
Walters	2	5	5.95	8	8	0	0	0	39.1	51	30	26	5	1	18	22	0	0	.311
Worley	1	5	7.21	10	10	0	0	0	48.2	82	43	39	9	3	15	25	1	0	.381
TOTALS	66	96	4.55	162	162	1	7	40	1450.1	1591	788	733	168	44	458	985	50	4	.280

DID YOU Know?

...that Minnesota's Tony Oliva hit the first home run by a designated hitter in American League history. He went deep off Catfish Hunter, April 6, 1973 at Oakland.

2014 TWINS STATISTICS

Batting: (7th in A.L.)

PLAYER	AVG	G	AB	R	H	2B	3B	HR	RBI	SH	SF	HB	BB	SO	SB	CS	E	OBP
Arcia	.231	103	372	46	86	16	3	20	57	0	1	6	31	127	1	2	5	.300
Bartlett	.000	3	3	3	0	0	0	0	0	0	0	1	0	3	0	0	0	.250
Bernier	.286	7	7	2	2	0	0	0	0	0	0	1	1	2	0	0	0	.444
Colabello	.229	59	205	17	47	13	0	6	39	0	0	1	14	66	0	2	3	.282
Dozier	.242	156	598	112	145	33	1	23	71	3	8	9	89	129	21	7	15	.345
Escobar	.275	133	433	52	119	35	2	6	30	4	2	2	24	83	1	1	9	.315
Florimon	.092	33	76	7	7	1	1	0	1	2	0	0	8	22	6	0	2	.179
Fryer	.213	28	75	11	16	4	0	1	5	0	0	1	5	15	1	0	1	.272
Fuld	.274	53	164	15	45	10	0	1	17	3	2	0	26	29	12	3	2	.370
Herrmann	.213	33	75	8	16	3	0	0	4	0	0	0	4	17	1	0	1	.253
Hicks	.215	69	186	22	40	8	0	1	18	2	1	0	36	56	4	3	2	.341
Kubel	.224	45	156	12	35	6	1	1	13	0	0	1	19	59	1	0	0	.313
Mastroianni	.000	7	11	3	0	0	0	0	0	0	0	0	1	5	1	0	0	.083
Mauer	.277	120	455	60	126	27	2	4	55	0	2	1	60	96	3	0	3	.361
Morales	.234	39	154	12	36	11	0	1	18	0	2	0	6	27	0	0	0	.259
Nunez	.250	72	204	26	51	7	4	4	24	3	0	1	5	31	9	3	7	.271
Parmelee	.256	87	250	27	64	11	0	7	28	0	1	2	17	64	0	3	2	.307
Pinto	.219	57	169	25	37	8	0	3	18	0	3	1	24	50	0	1	5	.315
Plouffe	.258	136	520	69	134	40	2	14	80	0	5	4	53	109	2	1	14	.328
Polanco	.333	5	6	2	2	1	1	0	3	0	0	0	2	2	0	0	0	.500
Santana	.319	101	405	70	129	27	7	7	40	2	1	3	19	98	20	4	6	.353
Schafer	.285	41	130	17	37	5	1	1	13	5	0	0	12	28	15	5	2	.345
Suzuki	.288	131	452	37	130	34	0	3	61	1	7	9	34	46	0	1	4	.345
Vargas	.274	53	215	26	59	10	1	9	38	0	4	3	12	63	0	0	3	.316
Willingham	.210	68	224	34	47	5	1	12	34	0	5	7	42	78	1	0	0	.345
TOTALS	.254	162	5567	715	1412	316	27	128	675	25	44	53	544	1329	99	36	97	.324

Pitching: (113th in A.L.)

PITCHER	W	L	ERA	G	GS	CG	SH	SV	IP	H	R	ER	HR	HB	BB	SO	WP	BK	AVG
Achler	1	0	3.27	7	0	0	0	0	11.0	14	7	4	2	0	3	5	0	0	.304
Burton	3	5	3.36	68	0	0	0	0	64.0	58	34	31	3	25	36	46	3	0	.241
Cortez	5	13	4.94	23	23	0	0	0	129.1	157	76	71	13	5	32	61	3	1	.297
Darnell	0	2	7.13	7	4	0	0	0	24.0	31	20	19	5	1	8	22	0	0	.307
Deduno	2	5	4.60	30	8	0	0	0	92.0	92	49	47	9	10	41	74	8	3	.261
Duensing	3	3	3.31	62	0	0	0	0	54.1	52	20	20	6	1	20	33	2	0	.254
Fien	5	6	3.98	73	0	0	0	1	63.1	64	29	28	7	0	10	51	2	0	.262
Gibson	13	12	4.47	31	31	0	0	0	179.1	178	91	89	12	2	57	107	11	0	.258
Guerrero	0	1	3.86	27	0	0	0	0	28.0	30	12	12	1	1	10	12	3	0	.273
Hughes	16	10	3.52	32	32	1	0	0	209.2	221	88	82	16	5	16	186	1	0	.268
May	3	6	7.88	10	9	0	0	0	45.2	59	41	40	7	2	22	44	3	0	.314
Milone	6	4	4.19	22	21	0	0	0	118.0	128	63	55	16	5	37	75	0	0	.270
Nolasco	6	12	5.38	27	27	1	0	0	159.0	203	96	95	22	5	38	115	5	0	.316
Olivero	0	3	7.11	7	0	0	0	0	61.6	6	6	5	5	2	0	3	5	2	.261
Pelfrey	0	3	9.99	5	0	0	0	0	23.2	29	23	21	5	2	0	18	10	1	.305
Perkins	4	3	3.65	63	0	0	0	34	61.2	62	29	25	7	2	11	66	3	0	.258
Pino	2	5	5.07	11	11	0	0	0	60.1	66	37	34	8	1	14	50	2	0	.278
Presly	2	0	2.86	25	0	0	0	0	28.1	30	10	9	3	1	8	14	1	0	.278
Swarzak	3	2	4.60	50	4	0	0	0	86.0	100	48	44	5	0	28	47	0	2	.288
Thielbar	2	1	3.40	54	0	0	0	0	47.2	51	19	18	3	1	16	35	0	0	.280
Thompson	0	0	2.45	7	0	0	0	0	7.1	8	2	2	0	0	2	6	0	0	.286
Tonkin	0	0	4.74	25	0	0	0	0	19.0	23	13	10	2	2	6	16	1	0	.307
TOTALS	70	92	4.57	162	162	2	7	38	1435.0	1588	777	728	147	45	408	1031	50	6	.280

2015 TWINS STATISTICS

Batting: (14th in A.L.)

PLAYER	AVG	G	AB	R	H	2B	3B	HR	RBI	SH	SF	HB	BB	SO	SB	CS	E	OBP
Arcia	.276	19	58	6	16	0	0	2	8	0	1	2	4	15	0	0	1	.338
Bernier	.200	4	5	1	1	1	0	0	2	0	0	0	1	3	0	0	0	.333
Buxton	.209	46	129	16	27	7	1	2	6	2	0	1	6	44	2	2	0	.250
Dozier	.236	157	628	101	148	39	4	28	77	0	8	7	61	148	12	4	8	.307
Escobar	.262	127	409	48	107	31	4	12	58	2	5	2	28	86	2	3	6	.309
Fryer	.227	15	22	2	5	2	0	0	2	0	0	0	5	11	0	0	1	.370
Herrmann	.146	45	103	13	15	5	1	2	10	1	0	2	7	37	0	0	3	.214
Hicks	.256	97	352	48	90	11	3	11	33	0	2	2	34	66	13	3	1	.323
Hunter	.240	139	521	67	125	22	0	22	81	0	5	6	35	105	2	5	5	.293
Kepner	.143	3	7	0	1	0	0	0	0	0	0	0	0	3	0	0	0	.143
Mauer	.265	158	592	69	157	34	2	10	66	1	5	1	67	112	2	1	5	.338
Nunez	.262	72	188	23	53	14	1	4	20	2	1	2	29	8	4	3	.327	
Polanco	.300	4	10	1	3	0	0	0	0	0	0	0	2	2	0	2	.417	
Plouffe	.244	152	573	74	140	35	4	22	86	1	4	4	50	124	2	1	12	.307
Robinson	.250	83	180	28	45	7	3	0	16	3	1	1	12	29	6	1	1	.299
Rosario	.267	122	453	60	121	18	15	13	50	3	3	0	15	118	11	6	7	.289
Sano	.269	80	279	46	75	17	1	18	52	0	2	1	53	119	1	1	0	.385
Santana	.215	91	261	30	56	10	5	0	21	7	0	3	6	68	8	4	16	.241
Schafer	.217	27	69	9	15	3	0	0	5	2	0	0	3	23	0	3	1	.250
Suzuki	.240	131	433	36	104	17	0	5	50	6	4	7	29	59	0	0	3	.296
Vargas	.240	58	175	18	42	4	0	5	17	0	0	0	9	54	0	0	0	.277
TOTALS	.247	162	5467	696	1349	277	44	156	661	30	41	40	439	1264	70	38	86	.305

DID YOU Know?

...that on 22 occasions, Twins catchers and pitchers have combined to nab three would-be base stealers in a game, but only once, on May 29, 1982, have they ever nailed four runners in one game. Ken Griffey, Graig Nettles, Bobby Murcer and Willie Randolph were caught by Twins catcher Sal Butera that day; Nettles and Murcer as part of a Twins triple play.

2015 TWINS STATISTICS

Pitching: (10th in A.L.)

PITCHER	W	L	ERA	G	GS	CG	SH	SV	IP	H	R	ER	HR	HB	BB	SO	WP	BK	AVG
Achter	0	1	6.75	11	0	0	0	0	13.1	12	10	10	4	0	6	14	0	0	.231
Boyer	3	6	2.49	68	0	0	0	1	65.0	62	24	18	5	0	19	33	5	0	.254
Cotts	0	0	3.95	17	0	0	0	0	13.2	14	8	6	3	1	5	9	0	0	.264
Duensing	4	1	4.25	55	0	0	0	1	48.2	46	24	23	5	4	21	24	3	0	.254
Duffey	5	1	3.10	10	10	0	0	0	58.0	56	20	20	4	0	20	53	1	0	.236
Fien	4	6	3.50	32	0	0	0	0	63.1	61	26	25	6	0	8	41	0	0	.250
Gibson	11	11	3.84	32	32	1	0	0	194.2	186	88	83	18	7	65	145	7	0	.252
Graham	1	1	4.95	39	1	0	0	0	63.2	73	41	35	10	4	21	53	5	1	.287
Hughes	11	9	4.40	27	25	1	0	0	155.1	184	76	76	29	2	16	94	1	0	.293
Jepsen	1	1	1.61	29	0	0	0	10	28.0	18	5	5	1	0	7	25	3	0	.176
May	8	9	4.00	48	16	0	0	0	114.2	127	53	51	11	4	26	110	4	0	.279
Meyer	0	0	16.88	2	0	0	0	0	2.2	4	5	5	2	0	3	3	0	0	.364
Milone	9	5	3.92	24	23	0	0	1	128.2	128	64	56	17	1	36	91	3	0	.260
Nolasco	5	2	6.75	9	8	0	0	0	37.1	50	31	28	3	1	14	35	1	1	.321
O'Rourke	0	0	6.14	28	0	0	0	0	22.0	16	15	15	3	0	15	24	2	0	.200
Petrey	6	11	4.26	30	30	0	0	0	164.2	198	86	78	11	12	45	86	5	0	.304
Perkins	3	5	3.32	60	0	0	0	32	57.0	58	21	21	9	0	10	54	4	0	.236
Pressly	3	2	2.93	27	0	0	0	0	27.2	27	9	9	0	0	12	22	2	0	.257
Robinson	0	0	0.00	1	0	0	0	0	1.0	0	0	0	0	0	1	1	0	0	.000
Santana	7	5	4.00	17	17	0	0	0	108.0	104	50	48	12	4	36	82	3	0	.253
Stauffer	1	0	6.60	13	0	0	0	0	15.0	24	13	11	4	0	7	6	2	0	.365
Thompson	1	3	5.01	41	0	0	0	0	32.1	32	19	18	2	0	11	17	1	0	.264
Thielbar	0	0	5.40	6	0	0	0	0	5.0	5	3	3	0	0	0	5	1	0	.263
Jonkin	0	0	3.47	26	0	0	0	0	23.1	21	9	9	4	1	9	19	1	0	.239
TOTALS	83	79	4.07	162	162	2	12	45	1443.0	1506	700	653	163	41	34	1046	54	2	.269

2016 TWINS STATISTICS

Batting: (11th in A.L.)

PLAYER	AVG	G	AB	R	H	2B	3B	HR	RBI	SH	SF	HB	BB	SO	SB	CS	E	OBP
Arca, O	.214	32	103	8	22	4	0	4	12	0	0	1	10	46	0	0	2	.289
Beresford, J	.227	10	22	0	5	1	0	0	0	1	0	0	1	6	0	0	1	.261
Buxton, B	.225	92	298	44	67	19	6	10	38	4	3	3	23	118	10	2	4	.284
Centeno, J	.261	55	176	16	46	12	1	3	25	3	0	1	12	38	0	0	6	.312
Doeber, B	.268	155	615	104	165	35	5	42	98	2	5	8	61	138	1	18	2	.340
Duffey, T	.000	26	7	0	0	0	0	0	0	0	1	0	0	1	0	0	1	.000
Escobar, E	.236	105	352	32	83	14	2	6	37	2	1	1	21	72	1	3	10	.280
Grossman, R	.280	99	332	49	93	19	1	11	37	0	0	2	55	96	2	3	8	.386
Kepler, M	.235	113	396	52	93	20	2	17	63	1	5	3	42	93	6	2	7	.309
Mastroianni, D	.000	7	9	1	0	0	0	0	0	0	0	0	2	4	1	0	0	.182
Mauer, J	.261	134	494	68	129	22	4	11	49	0	2	1	79	93	2	0	2	.363
Murphy, J	.146	26	82	4	12	3	0	1	3	2	1	0	5	19	0	0	1	.193
Nunez, E	.296	91	371	49	110	15	1	12	47	2	5	3	15	58	27	6	11	.325
Park, B	.191	62	215	28	41	9	1	12	24	0	3	5	21	80	1	0	1	.275
Pouffo, T	.260	84	319	35	83	13	1	12	47	1	3	2	19	60	4	3	7	.303
Polanco, J	.282	69	245	24	69	15	4	4	27	2	0	2	19	60	4	3	15	.333
Rosario, E	.269	92	335	52	90	17	2	10	32	2	3	2	12	91	5	2	4	.295
Sano, M	.236	116	437	57	103	22	1	25	66	0	3	1	54	178	1	0	18	.319
Santana, D	.240	75	233	29	56	10	2	2	14	1	1	1	12	55	12	9	4	.279
Schafer, L	.238	26	63	8	15	3	1	0	1	1	0	2	8	16	0	0	0	.342
Suzuki, K	.258	106	345	34	89	24	1	8	49	1	4	5	18	48	0	0	5	.301
Vargas, K	.230	47	152	27	35	11	0	10	20	0	1	0	24	57	0	0	1	.333
MINNESOTA	.251	162	5618	722	1409	288	35	200	690	27	43	44	513	1426	91	32	126	.316

Pitching: (15th in A.L.)

PITCHER	W	L	ERA	G	GS	CG	SH	SV	IP	H	R	ER	HR	HB	BB	SO	WP	BK	AVG
Abad, F	1	4	2.65	39	0	0	0	1	34.0	27	11	10	2	0	14	29	0	1	.220
Albers, A	0	0	5.82	6	2	0	0	0	17.0	27	16	11	5	0	6	16	1	0	.342
Berrios, J	3	7	8.02	14	14	0	0	0	58.1	74	56	52	12	5	35	49	1	0	.310
Boshers, B	2	0	4.25	37	0	0	0	0	36.0	35	21	17	3	1	7	37	1	0	.248
Chargis, J	1	1	4.70	25	0	0	0	0	23.0	25	12	12	0	1	12	17	3	0	.291
Dean, P	1	6	6.28	19	9	0	0	0	67.1	88	47	47	13	0	23	50	1	0	.321
Duffey, T	9	12	6.08	26	26	0	0	0	133.0	167	103	95	25	6	32	114	9	1	.301
Escobar, E	1	0	0.00	1	0	0	0	0	1.0	1	0	0	0	0	0	0	0	0	.250
Fien, C	0	0	7.90	14	0	0	0	0	13.2	21	12	12	5	0	3	12	1	0	.350
Gibson, J	6	11	5.07	25	25	1	0	0	147.1	175	89	83	20	4	55	104	9	0	.298
Graham, J	0	0	10.80	1	0	0	0	0	1.2	3	2	2	0	0	1	2	0	0	.375
Hughes, P	1	7	5.95	12	11	1	0	0	59.0	76	40	39	11	0	13	34	0	0	.313
Jepsen, K	2	5	6.16	33	0	0	0	7	30.2	42	22	21	7	0	12	22	2	0	.333
Kintzler, B	0	2	3.15	54	0	0	0	17	54.1	59	22	19	5	2	8	35	0	0	.276
Light, P	0	1	9.00	15	0	0	0	0	14.0	15	14	14	2	0	15	14	5	0	.259
May, T	2	2	5.27	44	0	0	0	0	42.2	39	26	25	7	2	17	60	10	0	.232
Mejia, A	0	0	0.71	1	0	0	0	0	2.1	2	2	2	0	0	1	0	0	0	.455
Meyer, A	3	5	12.21	2	1	0	0	0	3.2	8	5	5	1	0	4	5	2	0	.421
Milone, J	3	5	5.71	19	12	0	0	0	69.1	84	53	44	15	1	22	49	3	1	.298
Nolasco, J	4	8	5.13	21	21	0	0	0	124.2	139	77	71	18	3	29	93	4	0	.287
O'Rourke, R	0	1	3.96	26	0	0	0	0	25.0	18	13	11	3	1	10	24	2	1	.207
Perkins, G	0	0	9.00	2	0	0	0	0	2.0	5	2	2	0	0	1	3	2	0	.500
Pressly, R	6	7	3.70	72	0	0	0	1	75.1	79	34	31	8	2	23	67	7	0	.266
Ramirez, N	0	0	6.14	8	0	0	0	0	14.2	15	10	10	5	0	10	11	2	0	.278
Rogers, T	3	1	3.96	57	0	0	0	0	61.1	63	29	27	7	5	16	64	1	0	.260
Santana, E	7	11	3.38	30	30	2	1	0	181.1	168	78	68	19	4	53	149	11	3	.245
Santiago, H	3	6	5.58	11	11	0	0	0	61.1	65	39	38	13	1	22	37	1	0	.267
Santiago, J	3	2	5.02	65	0	0	0	0	71.2	80	46	40	13	3	24	80	5	0	.280
Jonkin, M	3	2	3.15	16	0	0	0	0	17.1	14	8	8	2	0	11	14	0	0	.237
Wimmers, A	0	0	0.00	1	0	0	0	0	0.0	0	0	0	0	0	0	0	0	0	.000
TOTALS	59	103	5.08	162	162	4	3	26	1443.0	1617	889	814	221	41	479	1191	83	7	.283

YEAR TO YEAR

2017 TWINS STATISTICS

Batting: (5th in A.L.)

PLAYER	AVG	G	AB	R	H	2B	3B	HR	RBI	SH	SF	HB	BB	SO	SB	CS	E	OBP
Adrianza, E.	.265	70	162	30	43	9	2	2	24	1	6	1	16	25	8	1	3	.324
Berrios, J.	.200	3	5	0	1	0	0	0	0	0	0	0	0	0	0	0	1	.200
Buxton, B.	.253	140	462	69	117	14	6	16	51	5	2	4	38	150	29	1	5	.314
Castro, J.	.242	110	356	49	86	22	0	10	47	1	1	4	45	108	0	0	3	.333
Cave, J.	.000	2	4	0	0	0	0	0	0	0	0	0	0	2	0	0	0	.000
Deaton, B.	.211	152	617	106	167	30	4	34	93	0	2	8	78	141	16	7	5	.257
Escobar, E.	.254	129	457	62	116	16	5	21	73	1	3	5	33	98	5	1	6	.309
Garver, M.	.196	23	46	5	9	1	3	0	0	0	0	0	6	15	0	0	2	.288
Gimenez, C.	.220	74	186	28	41	9	0	7	16	2	0	4	33	60	1	0	1	.350
Goodrum, N.	.059	11	17	1	1	0	0	0	0	0	0	0	1	10	0	0	4	.111
Granite, Z.	.237	40	93	14	22	2	0	1	13	1	1	0	12	9	2	2	1	.321
Grossman, R.	.246	119	382	62	94	22	1	9	45	2	2	3	67	79	3	1	4	.361
Kepler, M.	.243	147	511	67	124	32	2	19	69	1	3	6	47	114	6	1	2	.312
Mauer, J.	.305	141	525	69	160	36	1	7	71	0	3	3	66	83	2	1	2	.384
Polanco, J.	.256	133	488	60	125	30	3	13	74	7	6	2	41	78	13	5	18	.313
Rosario, E.	.290	151	542	79	157	33	2	27	78	4	8	0	35	106	9	8	4	.328
Sano, M.	.264	114	424	75	112	15	2	28	77	0	1	4	54	173	0	0	9	.352
Santana, D.	.200	13	25	3	5	1	0	0	0	0	0	0	1	8	1	0	1	.231
Santana, E.	.200	3	7	3	2	1	0	0	5	0	0	0	0	3	0	0	2	.200
Vargas, K.	.253	78	241	33	61	13	0	11	41	0	1	2	20	77	0	0	2	.314
MINNESOTA	.260	162	5557	815	1444	286	31	206	781	26	39	46	593	1342	95	28	78	.334

Pitching: (9th in A.L.)

PITCHER	W	L	ERA	G	GS	CG	SH	SV	IP	R	ER	HR	HB	BB	SO	WP	BK	AVG	
Belisle, M.	2	2	4.03	62	0	0	0	9	60.1	48	31	27	7	22	54	2	1	.218	
Berrios, J.	14	8	3.89	26	25	0	0	0	145.2	131	71	63	15	13	48	139	7	1	.239
Boshers, B.	1	0	4.89	38	0	0	0	0	35.0	37	20	19	7	10	28	2	0	.268	
Breslow, C.	1	1	5.23	30	0	0	0	0	31.0	38	19	18	4	2	12	18	1	0	.306
Busenzitz, A.	1	1	1.99	28	0	0	0	0	31.2	22	9	7	4	0	9	23	2	0	.206
Colón, B.	5	6	5.18	15	15	1	0	0	80.0	100	46	46	17	0	15	47	0	1	.302
Curtiss, J.	0	0	8.31	9	0	0	0	0	8.2	9	8	8	2	1	2	10	2	0	.257
Duffey, T.	2	3	4.94	56	0	0	0	1	71.0	79	41	39	9	1	18	67	4	0	.275
Enns, D.	0	0	6.75	2	1	0	0	0	4.0	7	4	3	2	0	1	2	0	0	.350
Garcia, J.	1	0	4.05	1	0	0	0	0	6.2	8	3	3	0	0	3	9	0	0	.308
Gea, D.	3	2	4.70	14	3	0	0	0	36.1	37	14	13	4	2	9	31	0	0	.268
Gibson, K.	12	10	5.07	29	29	0	0	0	158.0	182	93	89	24	2	6	121	6	0	.292
Gimenez, C.	0	0	7.20	6	0	0	0	0	5.0	7	4	4	1	0	0	0	0	0	.318
Haley, O.	0	0	6.00	10	0	0	0	1	18.0	22	12	12	3	1	6	14	0	0	.301
Heston, C.	0	0	0.00	1	0	0	0	0	1.0	1	0	0	0	0	0	0	0	0	.250
Hildenberger, T.	3	3	3.21	37	0	0	0	1	42.0	38	15	15	4	4	6	44	1	0	.241
Hughes, P.	4	3	5.87	14	9	0	0	0	53.2	72	38	35	12	1	13	38	0	0	.316
Jorge, F.	1	0	10.57	2	2	0	0	0	7.2	14	9	9	4	0	2	4	0	0	.412
Kintzler, B.	2	2	2.78	45	0	0	0	28	45.1	41	15	14	3	2	11	27	1	0	.246
Mejia, A.	4	7	4.50	21	21	0	0	0	98.0	110	52	49	13	5	44	85	2	2	.281
Melville, T.	0	1	13.50	1	1	0	0	0	3.1	4	5	5	1	1	3	4	0	0	.286
Moya, G.	0	0	4.26	7	0	0	0	1	6.1	5	3	3	2	0	2	5	0	1	.208
Perkins, G.	2	0	3.53	8	0	0	0	0	5.2	8	6	6	0	3	5	2	0	0	.320
Presly, R.	2	2	4.70	57	0	0	0	0	61.1	52	34	32	12	3	9	47	6	0	.229
Rogers, T.	7	3	3.07	69	0	0	0	0	55.2	52	20	19	6	3	21	49	1	0	.246
Rosario, R.	0	0	30.86	2	0	0	0	0	2.1	7	8	8	1	1	0	2	0	0	.500
Rucinski, D.	0	0	10.38	2	0	0	0	0	4.1	10	5	5	2	0	2	5	0	0	.476
Santana, E.	16	8	3.28	33	33	5	3	0	211.1	177	85	77	31	8	61	167	12	1	.225
Santana, H.	4	8	5.63	15	14	0	0	0	70.1	70	44	44	15	5	31	51	0	1	.255
Slegers, A.	0	1	6.46	4	3	0	0	0	15.1	12	12	11	3	0	6	9	0	0	.211
Iepesch, N.	0	1	5.40	1	1	0	0	0	1.2	5	7	1	1	0	2	2	0	0	.455
Tonkin, M.	0	1	5.14	16	0	0	0	0	21.0	22	15	12	6	1	12	24	2	0	.265
Turley, N.	0	2	11.21	10	3	0	0	0	17.2	30	22	22	5	2	8	13	2	0	.395
Wheeler, J.	0	0	9.00	2	0	0	0	0	3.0	6	5	3	1	0	4	0	0	0	.429
Wilk, A.	0	0	10.00	1	0	0	0	0	10.1	16	9	9	3	0	6	6	2	0	.356
Wimmers, A.	0	0	4.91	6	0	0	0	0	7.1	8	4	4	2	0	8	7	0	0	.287
MINNESOTA	85	77	4.59	162	162	6	11	42	1436.0	1487	788	732	224	69	483	1166	52	8	.266

2018 TWINS STATISTICS

Batting: (7th in A.L.)

PLAYER	AVG	G	AB	R	H	2B	3B	HR	RBI	SH	SF	HB	BB	SO	SB	CS	E	OBP
Adrianza, E.	.251	114	335	42	84	23	1	6	39	4	2	1	24	82	5	1	9	.301
Astudillo, W.	.355	30	93	9	33	4	1	3	21	0	1	1	2	3	0	0	3	.371
Austin, T.	.236	35	123	18	29	4	0	9	24	0	2	0	11	42	0	1	0	.294
Buxton, B.	.156	28	90	8	14	4	0	0	4	1	0	0	3	28	5	0	0	.183
Castro, J.	.143	19	63	4	9	3	0	1	3	0	1	1	9	9	0	0	0	.257
Cave, J.	.269	91	283	54	76	17	2	13	45	2	3	3	18	106	2	1	4	.316
Deaton, B.	.227	104	410	65	93	21	2	16	52	0	2	0	6	96	8	10	8	.307
Escobar, E.	.274	97	368	45	101	37	5	15	63	0	5	2	34	61	1	4	4	.338
Field, J.	.250	21	52	8	13	4	0	3	7	0	1	1	0	14	0	0	0	.299
Forsythe, L.	.258	50	178	19	46	6	0	0	14	0	0	0	3	24	40	1	0	.356
Garver, M.	.268	103	302	38	81	19	2	7	45	1	1	2	29	72	0	0	4	.335
Gimenez, C.	.276	13	29	6	8	1	0	2	6	0	1	1	3	9	0	0	2	.353
Graterol, J.	.143	3	7	2	1	1	0	0	0	0	0	0	1	0	0	0	0	.250
Grossman, R.	.273	129	396	50	108	27	1	5	48	2	5	2	60	83	0	1	3	.367
Kepler, M.	.224	156	532	80	119	30	4	20	58	0	3	5	7	96	4	5	1	.319
LaMarre, R.	.263	43	99	7	26	5	0	0	8	0	1	1	8	33	1	1	0	.321
Mauer, J.	.282	127	486	64	137	27	1	6	48	1	3	2	51	86	0	1	3	.351
Morrison, L.	.186	95	318	41	59	13	0	15	39	0	1	6	34	80	1	0	3	.276
Motter, T.	.053	9	19	0	1	1	0	0	0	0	0	0	2	3	0	0	0	.143
Pettit, G.	.246	26	61	7	15	2	0	0	3	0	0	0	6	14	3	1	0	.313
Polanco, J.	.288	77	302	38	87	18	3	6	42	3	1	2	25	62	7	7	13	.345
Rosario, E.	.288	138	559	87	161	31	2	24	77	1	2	0	30	104	8	2	9	.323
Sano, M.	.199	71	266	32	53	14	0	13	41	0	2	0	31	115	0	0	10	.281
Wilson, B.	.178	47	135	12	24	8	0	2	16	2	2	0	12	37	0	0	1	.242
MINNESOTA	.250	162	5526	738	1380	318	22	166	704	19	38	37	534	1328	47	27	97	.318

2018 TWINS STATISTICS

Pitching: (9th in A.L.)

PITCHER	W	L	ERA	G	GS	CG	SH	SV	IP	H	R	ER	HR	HB	BB	SO	WP	BK	AVG
Astudillo, W	0	0	45.00	1	0	0	0	0	1.0	5	5	2	2	0	0	0	0	0	625
Beltis, M	1	1	9.13	25	0	0	0	0	23.2	40	5	24	5	1	10	21	0	0	381
Berrios, J	12	11	3.84	32	32	2	2	0	192.1	139	83	82	25	13	61	202	2	0	222
Buzenitz, A	4	1	7.82	23	0	0	0	0	25.1	37	25	8	2	14	26	2	0	0	339
Curtiss, J	0	1	5.68	8	0	0	0	0	6.1	8	4	4	0	0	4	7	3	0	308
De Jong, C	1	1	3.57	4	4	0	0	0	17.2	18	9	7	3	0	6	13	2	0	265
Drake, O	0	0	2.21	19	0	0	0	0	20.1	12	6	5	2	0	7	22	2	0	164
Duffey, T	2	2	7.20	19	0	0	0	0	25.0	26	22	20	6	1	4	19	2	0	260
Duker, C	3	4	3.20	45	0	0	0	0	37.7	44	19	15	5	3	15	38	0	0	390
Garver, M	0	0	0.00	1	0	0	0	0	1.0	1	0	0	0	0	0	0	0	0	250
Gibson, K	10	13	3.62	32	32	0	3	0	196.2	177	88	79	23	4	79	179	8	0	241
Gimenez, C	0	0	45.00	1	0	0	0	0	1.0	6	5	5	2	0	0	1	0	0	667
Gonsalves, S	2	2	6.57	7	4	0	0	0	24.2	28	22	5	2	1	22	16	2	0	283
Hale, D	0	0	12.00	0	0	0	0	0	3.0	7	7	3	0	0	0	0	0	0	233
Hildenberger, T	4	4	5.40	73	0	0	3	0	73.0	75	46	44	12	7	26	40	0	0	353
Hughes, P	0	0	6.75	7	2	0	0	0	12.0	14	9	9	4	2	7	8	0	0	292
Kinley, T	0	0	24.30	4	0	0	0	0	3.1	9	9	9	2	0	4	4	2	0	474
LaMarre, R	0	0	13.50	1	0	0	0	0	0.2	1	1	1	1	0	0	0	0	0	333
Littell, Z	2	2	6.20	8	2	0	0	0	20.1	25	17	14	3	4	11	14	0	0	298
Lynn, L	7	8	5.10	20	20	0	0	0	102.1	105	61	58	12	6	82	100	3	0	263
Magnill, M	3	3	3.81	40	0	0	0	0	56.2	58	24	24	11	3	23	56	0	0	252
May, L	1	1	3.20	24	0	0	0	3	25.1	21	9	9	4	1	5	36	1	0	221
Mejia, A	2	0	2.01	5	4	0	0	0	22.1	17	5	5	1	2	9	13	2	0	215
Moya, G	3	1	4.71	35	6	0	0	0	36.1	35	19	19	6	1	13	31	1	0	245
Odorizzi, K	7	10	4.49	32	32	0	0	0	164.1	151	89	82	20	8	70	162	1	0	242
Presnyk, R	1	1	3.40	51	0	0	0	0	47.2	46	19	18	5	2	19	69	6	0	250
Reese, J	3	2	2.53	45	0	0	0	0	56.2	58	24	24	11	3	23	56	0	0	298
Rodney, F	3	2	3.09	46	0	0	0	0	43.2	42	18	15	5	2	19	50	2	0	249
Rogers, T	1	2	2.63	72	0	0	0	25	68.1	49	20	20	3	2	16	75	0	0	206
Romero, F	3	3	4.69	11	11	0	0	0	55.2	60	31	29	6	7	19	45	7	0	279
Santana, E	0	1	8.03	5	5	0	0	0	24.2	31	22	22	9	2	9	16	0	0	310
Slegers, A	2	1	5.28	8	4	0	0	0	13.2	17	16	15	3	3	18	24	0	0	248
Vasquez, A	1	0	5.40	9	0	0	0	0	5.0	5	4	3	0	3	2	7	0	0	238
MINNESOTA	78	84	4.50	162	162	2	25	37	1443.1	1425	775	721	198	80	573	1377	59	0	256

2019 TWINS STATISTICS

Batting: (2nd in A.L.)

PLAYER	AVG	G	AB	R	H	2B	3B	HR	RBI	SH	SF	HB	BB	SO	SB	CS	E	OBP
Adrianza, E	.272	83	202	34	55	8	3	5	22	2	4	6	20	40	0	2	8	.349
Araez, L	.334	92	326	54	109	20	9	4	28	30	4	1	36	29	2	3	5	.399
Astudillo, W	.268	358	198	28	51	1	0	0	0	0	0	0	0	0	0	0	0	.400
Austin, T	.250	2	4	1	0	0	0	0	0	0	0	0	1	4	0	0	0	.200
Berrios, J	.000	2	4	1	0	0	0	0	0	0	0	0	1	4	0	0	0	.100
Buxton, B	.262	87	271	48	71	30	4	10	46	2	1	2	19	68	14	3	2	.314
Castro, J	.232	79	237	39	55	11	2	0	13	30	1	1	33	88	0	0	1	.332
Cave, J	.258	72	198	28	51	11	2	0	8	29	0	1	8	21	7	0	3	.351
Cron, D	.263	125	458	51	116	24	2	25	70	30	28	10	26	107	0	8	8	.311
Cruz, N	.311	120	454	81	141	26	0	41	108	0	3	7	56	131	0	1	0	.392
Garver, M	.273	93	311	70	85	16	1	31	67	0	2	5	41	87	0	0	6	.365
Gibson, K	.000	2	1	0	0	0	0	0	0	2	0	0	1	1	0	0	0	.500
Gonzalez, M	.264	114	425	52	112	19	0	15	55	0	1	6	31	98	1	0	4	.322
Kepler, M	.252	134	524	98	132	32	0	36	90	0	4	8	60	99	1	5	0	.336
LaMarre, R	.217	14	17	2	3	0	0	0	0	0	0	0	0	3	0	0	0	.308
Miller, T	.176	12	17	2	3	0	0	0	0	0	0	0	0	3	0	0	0	.176
Odorizzi, J	.000	3	2	0	0	0	0	0	0	0	1	0	0	0	0	0	0	.000
Perez, M	.000	3	1	0	0	0	0	0	0	0	0	0	0	2	0	0	0	.200
Pineda, M	.000	2	0	0	0	0	0	0	0	0	0	0	0	1	0	0	0	.000
Poelanco, J	.295	153	631	107	186	40	7	22	79	2	7	4	60	116	4	3	22	.356
Rodney, F	.276	276	911	155	286	7	0	32	78	0	6	0	22	86	4	3	5	.300
Sano, M	.247	105	380	76	94	19	2	34	79	0	0	3	55	159	0	1	19	.346
Schoop, J	.256	121	433	61	111	23	1	23	59	0	1	10	20	116	1	1	14	.304
Torreyes, R	.188	7	16	3	3	0	0	0	0	0	0	1	0	3	1	0	1	.235
Wade Jr, L	.196	26	56	10	11	2	1	2	5	0	0	2	11	9	0	1	0	.338
MINNESOTA	.270	162	5732	939	1547	318	23	307	906	10	41	81	525	1334	28	21	111	.338

Pitching: (5th in A.L.)

PITCHER	W	L	ERA	G	GS	CG	SH	SV	IP	H	R	ER	HR	HB	BB	SO	WP	BK	AVG
Adams, A	0	0	16.88	2	0	0	0	0	2.2	4	5	5	2	0	3	5	0	0	.333
Adrianza, E	0	0	27.00	1	0	0	0	0	1.0	5	3	3	0	0	0	1	0	0	.625
Alcala, J	0	0	0.00	2	0	0	0	0	1.2	1	0	0	0	0	1	1	0	0	.167
Berrios, J	14	8	3.68	32	32	1	0	0	200.1	194	94	82	26	9	51	195	8	1	.251
De Jong, C	0	0	96.00	0	0	0	0	0	1.0	3	4	4	1	0	0	0	0	0	.500
Dobson, R	2	1	1.59	9	5	0	0	0	28.1	27	9	5	5	3	5	23	0	0	.245
Duffey, T	5	1	2.50	58	0	0	0	0	57.2	44	23	16	8	3	14	82	3	1	.201
Dyson, S	1	0	7.15	12	0	0	0	0	11.1	14	9	9	3	0	6	8	1	0	.298
Eades, R	0	0	0.00	2	0	0	0	0	3.2	4	0	0	0	0	2	5	0	0	.286
Gibson, K	13	7	4.84	34	29	0	0	0	160.0	175	99	86	23	7	56	160	8	0	.275
Graterol, B	1	1	4.66	10	0	0	0	0	9.2	10	5	5	1	1	2	10	2	0	.278
Harper, R	4	2	3.81	61	0	0	0	1	54.1	54	25	23	7	1	10	50	5	0	.257
Hildenberger, T	2	2	10.47	22	0	0	0	1	16.1	30	19	19	2	3	7	15	1	0	.395
Littell, Z	6	0	2.68	29	0	0	0	0	37.0	34	12	11	4	4	9	32	0	0	.250
Magnill, M	2	0	4.45	28	0	0	0	0	28.1	30	21	14	4	2	15	36	2	0	.263
May, T	0	5	3.20	65	0	0	0	0	64.1	43	24	21	8	3	12	15	3	0	.184
Mejia, A	0	0	8.80	13	0	0	0	0	15.1	16	16	15	3	0	26	17	0	0	.274
Morin, M	0	0	3.18	23	0	0	0	0	22.2	20	11	8	3	2	2	11	0	0	.271
Odorizzi, J	15	7	3.51	30	30	0	0	0	159.0	139	65	16	4	53	178	4	0	.234	
Parker, B	1	2	4.21	37	0	0	0	10	36.1	34	18	17	7	2	16	34	4	0	.246
Perez, M	10	7	5.12	32	29	0	0	0	165.1	184	104	94	23	3	67	135	3	1	.279
Pineda, M	11	5	4.01	26	26	0	0	0	146.0	141	68	65	23	5	28	140	8	0	.253
Poppen, S	0	0	7.56	4	0	0	0	0	8.1	10	7	7	1	0	5	9	0	0	.323
Rogers, T	2	4																	

2020 TWINS STATISTICS

Batting: (9th in A.L.)

PLAYER	AVG	G	AB	R	H	2B	3B	HR	RBI	SH	SF	HB	BB	SO	SB	CS	E	OBP
Adrianza, E.	.191	44	89	10	17	7	0	0	3	0	0	1	11	23	1	0	1	.287
Arraez, L.	.321	32	112	16	36	9	0	0	13	0	1	0	8	11	0	0	1	.364
Astudillo, W.	.250	8	16	4	4	1	0	1	3	0	0	0	0	2	0	0	0	.250
Avila, A.	.184	23	49	6	9	2	0	1	2	0	0	2	11	22	0	0	3	.355
Blankenhorn, T.	.333	1	3	0	1	1	0	0	0	0	0	0	1	0	0	0	0	.500
Buxton, B.	.254	39	130	19	33	3	0	0	13	2	0	2	1	2	36	0	1	.267
Cave, J.	.221	42	113	17	25	3	2	4	15	0	0	5	5	44	0	2	0	.285
Cruz, N.	.303	53	185	33	56	6	0	0	16	33	0	0	4	25	58	0	0	.397
Donaldson, J.	.222	28	81	14	18	2	0	0	6	11	0	1	2	18	24	0	0	.373
Garver, M.	.167	23	72	8	12	1	0	2	5	0	1	1	7	37	0	0	0	.247
Gonzalez, M.	.211	53	175	15	37	4	0	5	22	0	4	3	17	41	0	0	2	.286
Jeffers, R.	.273	26	55	5	15	0	0	3	7	0	0	2	5	19	0	0	0	.355
Kepler, M.	.228	48	171	27	39	9	0	9	23	0	1	2	22	36	3	0	1	.321
Polanco, J.	.258	55	209	22	54	8	0	4	19	2	1	1	13	35	4	2	2	.304
Rooker, B.	.316	7	19	4	6	2	0	1	5	0	0	0	2	0	5	0	0	.381
Rosario, E.	.257	57	210	31	54	7	0	0	13	42	0	2	0	19	34	3	1	.216
Sano, M.	.204	53	186	31	38	12	0	0	13	25	0	0	1	18	90	0	4	.278
Vargas, J.	.227	10	22	3	5	1	0	0	2	0	0	0	1	2	0	0	1	.250
Wade, L.	.231	16	39	3	9	3	0	0	3	0	0	0	1	4	9	1	1	.318
Whitefield, A.	.000	3	1	1	0	0	0	0	0	0	0	0	0	0	0	0	0	.000
MINNESOTA	.242	60	1937	269	468	81	3	91	258	2	14	29	186	528	14	7	20	.315

Pitching: (3rd in A.L.)

PITCHER	W	L	ERA	G	GS	CG	SH	SV	IP	H	R	ER	HR	HB	BB	SO	WP	BK	AVG
Adrianza, E.	0	0	9.00	1	0	0	0	0	1.0	1	1	1	1	1	0	0	0	0	.250
Alcala, J.	2	1	2.63	16	0	0	0	0	24.0	21	8	7	3	0	8	27	1	0	.244
Bailey, H.	1	0	3.38	2	2	0	0	0	8.0	6	3	3	1	1	3	7	0	0	.207
Berrios, J.	5	4	4.00	12	12	0	0	0	63.0	57	28	28	8	3	26	68	5	0	.238
Clippard, T.	2	1	2.77	26	2	0	0	0	26.0	19	9	8	2	0	4	26	2	0	.202
Colina, E.	0	0	81.00	1	0	0	0	0	0.1	4	3	3	1	0	2	0	0	0	.800
Coulombe, D.	0	0	0.00	2	0	0	0	0	2.2	2	0	0	0	0	3	3	0	0	.200
Dobnak, R.	6	4	4.05	10	10	0	0	0	46.2	50	21	21	3	4	13	27	0	0	.278
Duffey, T.	1	1	1.88	22	0	0	0	0	24.0	13	6	5	2	1	6	31	0	0	.153
Gearm, C.	0	0	0.00	1	0	0	0	0	2.0	0	0	0	0	0	2	1	0	0	.000
Hill, R.	2	2	3.03	8	8	0	0	0	38.2	28	13	13	2	1	17	31	1	0	.204
Littel, Z.	0	0	0.00	6	0	0	0	0	6.1	12	7	7	5	1	3	3	1	0	.444
Maeda, K.	0	6	2.70	11	11	0	0	0	66.2	40	20	20	9	0	10	80	0	0	.168
May, T.	1	0	3.86	24	0	0	0	2	23.1	20	11	10	5	0	7	38	2	0	.227
Odonizzi, J.	1	0	6.59	4	4	0	0	0	13.2	16	10	10	4	1	3	12	0	0	.291
Pineda, M.	2	0	3.38	5	5	0	0	0	26.2	25	10	10	0	1	7	25	0	0	.248
Poppen, S.	0	0	4.70	6	6	0	0	0	7.2	9	4	4	0	0	4	10	3	0	.290
Rogers, T.	2	4	4.05	21	0	0	0	9	20.0	26	14	9	2	1	4	24	1	0	.302
Romo, S.	1	2	4.05	24	0	0	0	5	20.0	16	9	9	3	3	7	23	0	0	.211
Smeltzer, D.	2	0	6.75	7	1	0	0	0	16.0	19	12	12	2	1	5	15	0	0	.292
Stashak, C.	1	0	3.00	11	0	0	0	0	15.0	11	5	5	2	0	3	17	1	0	.194
Theilbar, C.	2	1	2.25	17	0	0	0	0	20.0	14	6	5	0	0	9	22	2	0	.202
Thorppe, L.	0	1	6.06	7	1	0	0	0	16.1	24	12	11	4	0	10	10	0	0	.358
Wiesler, M.	0	1	1.07	18	4	0	0	1	25.1	15	3	3	2	2	14	35	1	1	.165
MINNESOTA	36	24	3.58	60	60	0	0	17	513.1	448	215	204	62	21	170	535	20	1	.232

2021 TWINS STATISTICS

Batting: (9th in A.L.)

PLAYER	AVG	G	AB	R	H	2B	3B	HR	RBI	SH	SF	HB	BB	SO	SB	CS	E	OBP
Arraez, L.	.294	121	428	58	126	17	6	2	42	0	6	2	43	48	2	2	9	.357
Astudillo, W.	.236	72	208	17	49	8	0	7	21	0	1	4	3	12	0	0	12	.259
Barnes, C.	.000	1	1	0	0	0	0	0	0	0	0	0	0	1	0	0	0	.000
Berrios, J.	.000	1	2	0	0	0	0	0	0	0	0	0	0	0	0	0	0	.000
Blankenhorn, T.	.000	1	0	1	0	0	0	0	0	0	0	0	0	0	0	0	0	.000
Buxton, B.	.306	61	235	50	72	23	0	0	19	32	0	0	6	13	62	9	1	.358
Cave, J.	.189	76	164	14	31	6	0	3	13	1	0	0	3	10	62	1	0	.249
Celestino, G.	.136	23	59	7	8	3	0	2	3	0	0	0	3	14	0	0	2	.177
Coulombe, D.	.000	5	1	0	0	0	0	0	0	0	0	0	0	0	0	0	0	.000
Cruz, N.	.294	85	296	44	87	13	1	19	50	0	7	5	35	63	3	0	10	.370
Donaldson, J.	.247	135	457	73	113	26	0	26	72	0	8	4	74	114	0	0	22	.352
Duffey, T.	.000	5	0	0	0	0	0	0	0	0	0	0	0	0	0	0	0	.000
Garlick, K.	.232	36	99	17	23	8	0	5	10	0	1	1	6	32	1	0	2	.280
Garver, M.	.256	68	207	29	53	15	0	13	34	0	2	3	31	71	1	1	4	.358
Gordon, N.	.240	73	200	19	48	9	1	4	23	0	1	3	12	55	10	1	7	.292
Jax, G.	.000	2	3	0	0	0	0	0	0	0	0	0	0	2	0	0	0	.000
Jeffers, R.	.199	85	267	28	53	10	1	14	35	0	0	4	22	108	0	1	6	.270
Kepler, M.	.211	121	426	61	90	21	4	19	52	0	4	6	54	96	10	0	2	.306
Kintlor, A.	.261	59	215	23	54	11	1	8	28	0	1	1	14	52	1	15	3	.299
Larnach, T.	.223	79	260	29	58	12	0	7	28	0	2	8	31	104	1	0	3	.322
Lin, T.	.000	1	0	0	0	0	0	0	0	0	0	0	0	0	0	0	0	.000
Maeda, K.	.333	4	3	2	1	0	0	0	1	0	0	0	1	0	0	0	0	.333
Ober, B.	.500	1	2	0	1	0	0	0	0	0	0	0	0	0	0	0	0	.500
Pineda, M.	.000	2	3	0	0	0	0	0	0	0	0	0	0	0	0	0	0	.000
Polanco, J.	.269	152	588	97	158	35	2	33	98	0	6	5	45	118	11	6	4	.323
Refsnyder, R.	.245	51	139	21	34	7	0	2	12	0	1	0	17	40	1	0	4	.325
Riddle, J.	.333	4	6	1	0	0	0	0	0	0	0	0	0	0	0	0	0	.333
Rooker, B.	.201	58	189	25	38	10	0	9	16	0	0	9	15	70	0	0	1	.291
Rothvotz, B.	.169	39	89	8	15	1	0	3	7	2	0	1	6	29	0	0	2	.229
Ryan, J.	.000	3	2	0	0	0	0	0	0	0	0	0	0	2	0	0	0	.000
Sano, M.	.223	135	470	68	105	24	0	30	79	0	1	2	59	183	2	1	13	.312
Simmons, A.	.203	131	412	37	92	12	0	3	31	3	1	5	32	62	1	0	14	.283
MINNESOTA	.241	162	5431	729	1311	271	17	228	690	7	42	70	525	1405	54	15	122	.314

DID YOU Know?

...that Harmon Killebrew is the only Twin to lead the American League in home runs.
 "Killer" led the league in 1962, '63, '64, '67 and '69.

2021 TWINS STATISTICS

Pitching: (14th in A.L.)

PITCHER	W	L	ERA	G	GS	CG	SH	SV	IP	H	R	ER	HR	HB	BB	SO	WP	BK	AVG
Albers, A.	1	2	7.58	5	3	0	0	0	19.0	24	16	16	9	1	12	0	1		304
Alcala, J.	3	6	3.92	59	0	0	0	1	59.2	45	29	26	10	2	13	61	1	1	214
Astudillo, W.	0	0	2.25	4	0	0	0	0	4.0	1	1	1	1	0	2	0	0	0	071
Barnes, C.	0	3	5.92	9	8	0	0	0	38.0	46	27	25	4	4	16	20	0	0	303
Barracough, K.	2	0	3.54	10	0	0	0	0	13.0	12	8	8	4	2	8	18	0	0	245
Berrios, J.	7	3	3.48	20	20	1	0	0	121.2	95	53	47	14	8	32	126	2	0	213
Burrows, B.	0	1	12.54	5	1	0	0	0	9.1	14	14	13	5	0	0	0	0	0	278
Colomé, A.	4	4	4.15	67	1	0	0	17	65.0	68	41	30	8	4	23	58	2	0	364
Coulombe, D.	3	2	3.67	29	1	0	0	0	34.1	35	17	14	5	0	7	33	0	0	267
Dobnak, R.	1	7	7.64	14	6	0	0	1	50.2	66	44	43	11	1	12	27	2	0	310
Duffey, T.	3	3	3.18	64	0	0	0	3	62.1	48	25	22	4	2	28	61	5	0	216
Farrell, L.	1	1	4.74	20	1	0	0	0	24.2	28	13	13	4	0	13	25	0	0	280
Gant, J.	1	5	5.61	14	7	0	0	0	33.2	31	24	21	4	1	15	36	3	0	242
Garcia, E.	0	0	10.45	6	0	0	0	0	10.1	9	12	12	3	1	7	8	1	0	225
Garza Jr., R.	0	2	3.26	18	0	0	0	1	19.1	13	9	7	3	1	7	15	0	0	186
Gibut, I.	0	0	2.70	3	0	0	0	0	6.2	7	2	2	2	1	2	4	0	0	280
Happ, J.	5	6	6.77	19	19	0	0	0	98.1	125	76	74	21	3	31	77	3	0	306
Jax, G.	4	5	6.97	18	14	0	0	0	82.0	82	62	58	7	2	29	65	6	0	256
Law, D.	0	0	4.20	9	0	0	0	0	15.0	16	7	5	2	0	8	14	1	0	276
Maeda, K.	6	5	4.66	21	21	0	0	0	106.1	106	60	55	16	7	32	113	3	0	258
Minaya, J.	2	1	2.48	29	0	0	0	0	40.0	27	12	11	4	2	20	43	3	0	189
Moran, J.	0	0	7.88	5	0	0	0	0	8.0	9	7	7	0	0	0	10	1	0	290
Ober, B.	3	3	4.19	20	20	0	0	0	92.1	92	45	43	20	1	19	96	1	0	258
Pineda, M.	9	8	3.62	22	21	0	0	0	109.1	114	49	44	17	2	21	88	1	0	265
Robles, H.	3	4	4.91	45	0	0	0	10	44.0	37	28	24	6	3	24	43	2	0	231
Rogers, T.	2	4	3.35	40	0	0	0	9	40.1	38	18	15	4	0	8	59	3	0	247
Ryan, J.	2	1	4.05	5	5	0	0	0	26.2	16	12	12	4	0	5	30	1	0	168
Shoemaker, M.	3	8	8.06	16	11	0	0	0	60.1	73	56	54	15	3	27	40	1	0	297
Smetzer, D.	0	0	0.00	1	0	0	0	0	4.2	1	1	1	0	0	2	1	3	0	077
Stashak, C.	0	0	6.87	15	0	0	0	0	15.2	16	12	12	0	2	10	26	0	0	258
Thielbar, C.	0	7	0	3.23	59	0	0	0	64.0	55	24	23	8	3	20	77	3	0	232
Thorp, L.	0	2	4.70	5	4	0	0	0	15.1	14	11	8	2	0	7	6	1	0	146
Vincent, N.	1	0	0.71	7	0	0	0	0	12.2	6	1	1	1	1	5	9	0	1	145
Waddell, B.	0	1	11.25	4	0	0	0	0	4.0	10	6	5	2	0	3	1	0	0	455
MINNESOTA	73	89	4.83	162	162	1	9	42	1419.1	1392	834	762	239	62	484	1317	48	3	255

2022 TWINS STATISTICS

Batting: (6th in A.L.)

PLAYER	AVG	G	AB	R	H	2B	3B	HR	RBI	SH	SF	HB	BB	SO	SB	CS	E	OBP
Arraez, L.	.316	144	547	88	173	31	1	8	49	0	3	3	50	43	4	4	2	.375
Beckham, T.	.080	12	25	1	2	0	0	0	1	0	0	0	0	9	0	0	0	.080
Buxton, B.	.224	92	340	61	76	13	3	28	51	2	1	7	34	116	6	0	0	.306
Cave, J.	.213	54	164	17	36	7	3	5	20	0	2	0	11	49	2	1	1	.250
Celestino, G.	.238	122	311	30	74	12	1	2	24	2	0	2	32	77	4	1	4	.313
Contreras, M.	.121	28	58	9	7	1	0	3	6	0	1	1	1	21	1	1	0	.148
Correa, C.	.291	136	522	70	152	24	1	22	64	0	4	3	61	121	0	1	8	.366
Garlick, K.	.233	66	150	23	35	3	0	9	18	0	1	3	8	48	0	0	1	.284
Godoy, J.	.000	2	3	2	0	0	0	0	0	0	0	0	2	2	0	0	0	.400
Gordon, N.	.272	138	405	45	110	28	4	9	50	3	6	10	19	105	6	4	9	.316
Hamilton, B.	.000	17	7	4	0	0	0	0	0	0	0	0	1	4	3	1	0	.125
Hamilton, C.	.056	22	18	5	1	0	0	1	1	1	0	0	4	14	0	0	0	.227
Jeffers, R.	.208	67	212	25	44	10	1	7	27	1	0	0	23	62	0	0	3	.285
Kepner, M.	.227	115	389	54	88	18	1	9	43	0	4	5	49	66	3	2	2	.318
Kintouff, A.	.250	45	144	14	36	7	0	3	20	0	2	4	5	36	0	0	1	.290
Larnach, T.	.231	51	160	22	37	13	0	3	18	2	2	2	0	18	57	0	0	.306
Leon, S.	.269	34	71	6	12	3	0	0	4	2	0	0	0	13	27	0	0	.298
Lewis, R.	.300	12	40	5	12	4	0	2	5	0	0	0	0	1	5	0	0	.317
Miranda, J.	.268	125	444	45	119	25	0	15	66	0	1	10	28	91	1	1	6	.325
Palacios, J.	.143	30	70	8	10	0	0	2	6	0	1	2	0	4	27	0	0	.184
Polanco, J.	.235	104	375	54	88	16	0	16	56	0	4	2	64	95	3	3	8	.346
Sanchez, G.	.205	128	419	42	86	24	0	16	61	0	5	7	40	136	2	0	4	.282
Sano, M.	.083	20	60	1	5	0	0	1	3	0	1	1	9	25	1	0	2	.211
Urshela, G.	.285	144	501	61	143	27	3	13	64	0	7	2	41	96	1	0	6	.338
Waller, M.	.228	18	57	4	13	3	0	2	10	0	2	6	25	1	0	2	0	.323
MINNESOTA	.248	162	576	696	1356	269	18	178	668	10	46	62	518	1353	38	17	83	.317

Pitching: (10th in A.L.)

PITCHER	W	L	ERA	G	GS	CG	SH	SV	IP	H	R	ER	HR	HB	BB	SO	WP	BK	AVG	
Alcala, J.	0	0	0.00	2	0	0	0	0	2.1	2	0	0	0	0	2	2	0	0	.250	
Archer, C.	2	8	4.56	25	25	0	0	0	102.2	87	56	52	12	3	48	84	3	0	.228	
Bundy, D.	8	8	4.89	29	29	0	0	0	140.0	151	79	76	24	3	28	94	3	0	.271	
Cano, Y.	1	0	9.22	10	0	0	0	0	13.2	17	14	14	3	1	11	14	2	0	.304	
Cotton, J.	2	2	2.83	25	0	0	0	0	35.0	23	13	11	7	2	16	31	2	0	.185	
Coulombe, D.	0	0	1.46	10	0	0	0	0	12.1	7	3	3	2	0	9	3	1	0	.163	
Devis, A.	0	0	16.2	2	0	0	0	0	1.2	1	1	1	0	0	1	0	0	0	.167	
Duffey, T.	0	1	4.90	40	0	0	0	0	2	44.0	45	24	24	6	15	39	0	0	.268	
Duren, T.	2	4	1.86	57	0	0	0	2	67.2	50	15	14	6	4	16	89	2	0	.207	
Fulmer, M.	2	2	3.70	26	0	0	0	1	24.1	30	10	10	3	2	8	22	2	0	.313	
Gonzalez, C.	0	0	7.71	2	2	0	0	0	7.0	12	6	6	2	0	4	0	0	0	.387	
Gordon, N.	0	0	22.09	4	0	0	0	0	3.2	10	9	9	2	0	4	0	0	0	.476	
Gray, S.	8	5	3.08	24	24	0	0	0	119.2	99	44	41	11	6	36	117	3	0	.224	
Hamilton, J.	0	0	6.75	1	0	0	0	0	2.2	3	2	2	1	0	1	0	0	0	.300	
Henriquez, R.	0	1	2.31	3	0	0	0	0	11.2	8	4	3	1	2	3	9	0	0	.178	
Jax, G.	7	4	3.36	65	0	0	0	1	72.1	56	29	27	7	3	20	78	2	0	.212	
López, J.	0	1	4.37	23	0	0	0	4	22.2	23	11	11	1	3	14	18	3	0	.271	
Mahle, T.	1	1	4.41	4	4	0	0	0	16.1	13	8	8	4	4	4	12	0	0	.220	
Megill, T.	4	3	4.80	39	0	0	0	0	45.0	50	29	24	4	1	17	49	2	0	.282	
Minaya, J.	0	0	5.59	6	0	0	0	0	8.2	8	6	6	0	3	5	11	2	0	.216	
Moran, J.	0	0	2.21	31	0	0	0	0	1	40.2	25	11	10	0	0	18	54	2	0	.172
Ober, B.	2	3	3.21	11	11	0	0	0	56.0	48	22	20	4	2	11	51	0	1	.227	
Paddack, C.	1	2	4.03	5																

2022 TWINS STATISTICS

Sanchez, A	0	1	4.71	8	3	0	0	0	28.2	31	16	15	2	4	7	25	1	0	274
Sands, C	0	3	5.87	11	3	0	0	1	30.2	35	21	20	4	5	13	28	1	0	276
Smeltzer, D	5	2	3.71	15	12	0	0	0	70.1	67	30	29	13	1	19	40	2	0	253
Smith, J	1	1	4.61	34	0	0	0	0	27.1	33	18	14	7	1	9	17	0	1	297
Stashak, C	3	0	3.86	91	0	0	0	0	16.1	16	7	7	1	0	0	15	0	0	250
Thornburg, T	4	3	2.98	67	0	0	0	0	58.8	51	26	23	5	0	18	80	0	2	226
Varland, L	0	2	2.79	5	0	0	0	0	9.2	4	4	3	1	1	6	4	0	0	121
Varland, L	1	2	3.81	5	5	0	0	0	26.0	26	11	11	4	1	6	21	1	0	263
Winder, J	4	6	4.70	15	11	0	0	0	67.0	69	37	35	11	5	18	47	2	0	264
Woods Richardson, S	0	1	3.60	1	1	0	0	0	5.0	3	3	2	1	0	2	3	1	0	167
MINNESOTA	78	84	3.98	162	162	0	17	28	1437.0	1320	684	636	184	66	468	1336	50	4	242

2023 TWINS STATISTICS

Batting: (10th in A.L.)

PLAYER	AVG	G	AB	R	H	2B	3B	HR	RBI	SH	SF	HB	BB	SO	SB	CS	E	OBP
Buxton, B	.207	85	304	49	63	17	1	17	42	0	4	4	35	109	9	0	0	.294
Castro, W	.257	124	358	60	92	18	5	9	34	2	3	12	34	99	33	5	2	.339
Correa, C	.230	135	514	60	118	29	2	18	65	0	3	4	59	131	0	0	6	.312
Farmer, K	.256	120	336	49	86	14	2	11	46	0	2	8	23	86	2	4	4	.317
Gallo, J	.177	111	282	39	50	9	1	0	21	40	0	0	2	48	142	1	2	.301
Garlick, K	.179	14	28	2	5	1	0	2	4	0	0	0	2	11	0	0	0	.233
Gordon, N	.176	34	91	13	16	5	1	2	7	1	0	0	0	11	0	0	0	.185
Jeffers, R	.276	96	286	46	79	15	2	14	43	4	2	10	33	93	3	2	3	.369
Julien, E	.263	109	338	60	89	16	1	16	37	1	3	2	64	128	3	0	2	.381
Kepler, M	.260	130	438	72	114	22	2	24	66	0	4	4	45	106	1	1	1	.332
Kirilloff, A	.270	88	281	35	76	14	1	11	41	0	3	7	28	80	1	0	3	.348
Larnach, T	.213	58	183	26	39	7	3	8	40	0	2	0	27	72	1	1	0	.311
Lewis, R	.309	58	217	36	67	7	0	15	52	0	0	2	20	55	6	1	5	.372
Luplow, J	.206	32	63	10	13	3	0	2	4	0	0	0	1	9	19	2	0	.315
Luplow, J	.214	7	14	1	3	0	0	0	1	0	0	0	3	8	0	0	0	.353
Luplow, J	.208	39	77	11	16	3	0	2	5	0	0	1	12	27	2	0	0	.322
Miranda, J	.211	40	142	12	30	4	0	3	13	0	0	1	9	24	0	0	5	.263
Polanco, J	.255	80	302	38	77	18	0	14	48	0	3	2	35	88	4	0	6	.335
Solano, D	.282	134	394	43	111	26	1	5	38	0	1	15	40	100	0	0	5	.369
Stevenson, A	.189	25	37	4	7	1	0	0	0	1	0	0	1	2	8	4	1	.250
Taylor, M	.220	129	355	48	78	14	1	21	51	3	1	3	26	130	13	1	3	.278
Vazquez, C	.223	102	327	34	73	13	0	6	32	1	1	1	25	82	1	0	9	.280
Wallner, M	.249	76	213	42	53	11	1	14	41	0	0	13	28	80	2	1	1	.370
MINNESOTA	.243	162	5489	778	1336	264	24	233	745	12	32	92	594	1654	86	18	66	.326

Pitching: (4th in A.L.)

PITCHER	W	L	ERA	G	GS	CG	SH	SV	IP	H	R	ER	HR	HB	BB	SO	WP	BK	AVG
Alcala, J	1	0	6.23	11	0	0	0	0	17.1	14	13	12	5	1	10	16	0	0	.222
Balazovic, J	1	0	4.44	18	0	0	0	0	24.1	26	13	12	5	0	12	17	3	0	.274
Castro, W	0	0	11.57	3	0	0	0	0	2.1	3	3	3	0	0	2	0	0	0	.375
De Leon, J	0	1	4.67	12	1	0	0	0	17.1	16	10	9	2	1	5	17	0	0	.250
Duran, J	3	6	2.45	59	0	0	0	27	62.1	46	25	17	6	4	25	84	8	0	.207
Flores, D	2	2	5.29	19	0	0	0	0	17.0	22	10	10	1	2	6	17	0	0	.324
Funderburk, K	2	0	0.75	11	0	0	0	0	12.0	6	1	1	1	1	5	19	0	0	.146
Gray, S	8	8	2.79	32	32	0	0	0	184.0	156	59	57	8	6	55	183	6	1	.226
Headrick, B	3	0	6.31	14	0	0	0	1	25.2	27	18	18	7	4	10	30	1	0	.267
Jax, G	6	10	3.86	70	0	0	0	4	65.1	58	30	28	5	4	19	68	1	0	.232
Keuchel, D	2	2	5.09	10	6	0	0	0	37.2	46	26	26	3	2	24	25	0	0	.298
Lopez, J	4	2	5.09	37	0	0	0	3	35.1	34	22	20	7	8	11	27	2	0	.256
Lopez, P	11	8	3.66	32	32	1	1	0	194.0	176	81	79	24	9	48	234	7	0	.238
Luplow, J	0	1	13.50	2	0	0	0	0	1.1	1	3	2	1	1	0	0	1	0	.200
Maeda, K	6	8	4.23	21	20	0	0	0	104.1	94	50	49	17	3	28	117	2	0	.239
Mahle, T	1	2	3.16	5	5	0	0	0	25.2	22	11	9	5	0	5	28	0	0	.227
Moran, J	2	2	5.31	43	0	0	0	0	42.1	35	27	25	3	0	27	48	2	0	.226
Ober, B	8	6	3.43	26	26	0	0	0	144.1	125	58	55	22	7	29	146	1	0	.232
Ortega, O	0	1	4.30	10	0	0	0	0	14.2	11	7	7	2	1	7	14	1	0	.204
Paddock, C	1	0	5.40	2	0	0	0	0	5.0	6	3	3	1	0	1	8	1	0	.286
Pagan, F	5	2	2.99	66	1	0	0	1	69.1	45	26	23	5	1	21	65	2	0	.181
Rodriguez, D	0	0	13.50	1	0	0	0	0	0.2	1	1	1	1	0	0	0	0	0	.500
Ryan, J	11	10	4.51	29	29	1	1	0	161.2	155	83	81	32	6	34	197	6	0	.248
Sands, C	0	0	3.74	15	0	0	0	0	21.2	20	10	9	4	0	11	21	3	0	.235
Stewart, B	2	0	0.65	28	0	0	0	1	27.2	19	2	2	1	1	11	39	1	0	.196
Thielbar, C	3	1	3.23	36	0	0	0	0	30.2	23	12	11	7	0	6	36	1	0	.204
Varland, L	4	3	4.63	17	10	0	0	0	68.0	66	35	35	16	1	17	71	2	0	.252
Winder, J	2	1	4.15	19	0	0	0	1	34.2	35	16	16	3	0	14	28	1	0	.267
Woods Richardson, S	0	0	9.64	1	0	0	0	0	4.2	7	5	5	1	0	3	5	0	0	.350
MINNESOTA	87	75	3.87	162	162	2	12	38	1451.1	1294	659	624	194	63	443	1560	51	1	.236

HOME RUNS HIT INTO THE CENTERFIELD DELTASUITE 360° SUITE

Since 2016, just nine batters have homered into the suite in centerfield at Target Field - all Twins. Below are those homers, in chronological order.

PLAYER	ESTIMATED DISTANCE	DATE	TEAM
ByungHo Park	.462 ft	April 16, 2016	MIN
Miguel Sanó	.466 ft	May 2, 2017	MIN
Jake Cave	.457 ft	August 19, 2018	MIN
Tyler Austin	.451 ft	August 26, 2018	MIN
Nelson Cruz	.454 ft	September 12, 2019	MIN
Josh Donaldson	.441 ft	September 4, 2020 (G1)	MIN
Trevor Larnach	.461 ft	May 26, 2021	MIN
Jorge Polanco	.451 ft	May 7, 2022	MIN
Max Kepler	.435 ft	August 5, 2023	MIN

POSTSEASON





1965 WORLD SERIES

Twins vs. Los Angeles Dodgers

DODGERS:	AVG	G	AB	R	H	2B	3B	HR	RBI	BB	SO	SB
Crawford, ph	.500	2	2	0	1	0	0	0	0	0	1	0
W. Davis, cf	.231	7	26	3	6	0	0	0	0	0	2	3
Drysdale, p-ph	.000	3	5	0	0	0	0	0	0	0	4	0
Fairly, rf	.379	7	29	7	11	3	0	2	6	0	1	0
Gilliam, 3b	.214	7	28	2	6	1	0	0	2	1	0	0
Johnson, lf	.296	7	27	3	8	2	0	2	4	1	3	0
Kennedy, 3b-pr	.000	4	1	0	0	0	0	0	0	0	0	0
Koufax, p	.111	3	9	0	1	0	0	0	1	1	5	0
Lefebvre, 2b	.400	3	10	2	4	0	0	0	0	0	0	0
LeJohn, ph	.000	1	1	0	0	0	0	0	0	0	1	0
Moon, ph	.000	2	2	0	0	0	0	0	0	0	0	0
Osteen, p	.333	3	3	0	1	0	0	0	0	0	0	0
Parker, 1b	.304	7	23	3	7	0	1	1	2	3	3	2
Roseboro, c	.286	7	21	1	6	1	0	0	3	5	3	1
Tracewski, ph-2b	.118	6	17	0	2	0	0	0	0	1	5	0
Wills, ss	.367	7	30	3	11	3	0	0	3	1	3	3
Totals	.274	7	234	24	64	10	1	5	21	13	31	9

Pitchers:	W	L	ERA	G	GS	CG	SHO	SV	IP	H	R	ER	BB	SO
Brewer	0	0	4.50	1	0	0	0	0	2.0	3	1	1	0	1
Drysdale	1	1	3.86	2	2	1	0	0	11.2	12	9	5	3	15
Koufax	2	1	0.38	3	3	2	2	0	24.0	13	2	1	5	29
Miller	0	0	0.00	2	0	0	0	0	1.1	0	0	0	0	0
Osteen	1	1	0.64	2	2	1	1	0	14.0	9	2	1	5	4
Perranoski	0	0	7.36	2	0	0	0	0	3.2	3	3	3	4	1
Reed	0	0	8.10	2	0	0	0	0	3.1	2	3	3	2	4
Totals	4	3	2.10	14	7	4	3	0	60.0	42	20	14	19	54

TWINS:	AVG	G	AB	R	H	2B	3B	HR	RBI	BB	SO	SB
Allison, lf	.125	5	16	3	2	1	0	1	2	2	9	1
Battley, c	.120	7	25	1	3	0	1	0	2	0	5	0
Grant, p	.250	3	8	3	2	1	0	1	3	0	1	0
Hall, cf	.143	2	7	0	1	0	0	0	0	1	5	0
Kaat, p	.167	3	6	0	1	0	0	0	2	0	5	0
Killebrew, 3b	.286	7	21	2	6	0	0	1	2	6	4	0
Mincher, 1b	.130	7	23	3	3	0	0	1	1	2	7	0
Nossek, cf-ph	.200	6	20	0	4	0	0	0	0	0	1	0
Oliva, rf	.192	7	26	2	5	1	0	1	2	1	6	0
Pascual, p	.000	1	1	0	0	0	0	0	0	0	0	0
Quilici, 2b	.200	7	20	2	4	2	0	0	1	4	3	0
Rollins, ph	.000	3	2	0	0	0	0	0	0	1	0	0
Valdespino, lf-ph	.273	5	11	1	3	1	0	0	0	0	1	0
Versalles, ss	.286	7	28	3	8	1	1	1	4	2	7	1
Zimmerman, c	.000	2	1	0	0	0	0	0	0	0	0	0
Totals	.195	7	215	20	42	7	2	6	19	19	54	2

Pitchers:	W	L	ERA	G	GS	CG	SHO	SV	IP	H	R	ER	BB	SO
Boswell	0	0	3.38	1	0	0	0	0	2.2	3	1	1	2	3
Grant	2	1	2.74	3	3	2	0	0	23.0	22	8	7	2	12
Kaat	1	2	3.77	3	3	1	0	0	14.1	18	7	6	2	6
Klippstein	0	0	0.00	2	0	0	0	0	2.2	2	0	0	2	3
Merritt	0	0	2.70	2	0	0	0	0	3.1	2	1	1	0	1
Pascual	0	1	5.40	1	1	0	0	0	5.0	8	3	3	1	0
Perry	0	0	4.50	2	0	0	0	0	4.0	5	2	2	2	4
Pleis	0	0	9.00	1	0	0	0	0	1.0	2	1	1	0	0
Worthington	0	0	0.00	2	0	0	0	0	4.0	2	1	0	2	2
Totals	3	4	3.15	17	7	3	0	0	60.0	64	24	21	13	31

1965 WORLD SERIES CONTINUED

GAME 1 Wednesday, October 6 at Minnesota

Los Angeles	0	1	0	0	0	0	0	0	1	—	2	10	1
Minnesota	0	1	6	0	0	1	0	0	x	—	8	10	0

WP — Grant. LP — Drysdale.
 Drysdale, Reed (3), Brewer (5), Perranoski (7) and Roseboro.
 Grant and Battey.
 HR — Fairly, Mincher, Versalles. T — 2:29. A — 47,797.

GAME 2 Thursday, October 7 at Minnesota

Los Angeles	0	0	0	0	0	0	1	0	0	—	1	7	3
Minnesota	0	0	0	0	2	1	2	x	—	—	5	9	0

WP — Kaat. LP — Koufax.
 Koufax, Perranoski (7), Miller (8) and Roseboro.
 Kaat and Battey.
 T — 2:13. A — 48,700.

GAME 3 Saturday, October 9 at Los Angeles

Minnesota	0	0	0	0	0	0	0	0	0	—	0	5	0
Los Angeles	0	0	0	2	1	1	0	0	x	—	4	10	1

WP — Osteen. LP — Pascual.
 Pascual, Merritt (6), Klippstein (8) and Battey, Zimmerman (7).
 Osteen and Roseboro.
 T — 2:06. A — 55,934.

GAME 4 Sunday, October 10 at Los Angeles

Minnesota	0	0	0	1	0	1	0	0	0	—	2	5	2
Los Angeles	1	1	0	1	0	3	0	1	x	—	7	10	0

WP — Drysdale. LP — Grant.
 Grant, Worthington (6), Pleis (8) and Battey, Zimmerman (7).
 Drysdale and Roseboro.
 HR — Killebrew, Parker, Oliva, Johnson. T — 2:15. A — 55,920.

GAME 5 Monday, October 11 at Los Angeles

Minnesota	0	0	0	0	0	0	0	0	0	—	0	4	1
Los Angeles	2	0	2	1	0	0	2	0	x	—	7	14	0

WP — Koufax. LP — Kaat.
 Kaat, Boswell (3), Perry (6) and Battey.
 Koufax and Roseboro.
 T — 2:34. A — 55,801.

GAME 6 Wednesday, October 13 at Minnesota

Los Angeles	0	0	0	0	0	1	0	0	—	—	1	6	1
Minnesota	0	0	0	2	0	3	0	0	x	—	5	6	1

WP — Grant. LP — Osteen.
 Osteen, Reed (6), Miller (8) and Roseboro.
 Grant and Battey.
 HR — Fairly, Allison, Grant. T — 2:16. A — 49,578.

GAME 7 Thursday, October 14 at Minnesota

Los Angeles	0	0	0	2	0	0	0	0	0	—	2	7	0
Minnesota	0	0	0	0	0	0	0	0	0	—	0	3	1

WP — Koufax. LP — Kaat.
 Koufax and Roseboro.
 Kaat, Worthington (4), Klippstein (6), Merritt (7), Perry (9) and Battey.
 HR — Johnson. T — 2:27. A — 50,596.



1969 AMERICAN LEAGUE CHAMPIONSHIP SERIES

Twins vs. Baltimore Orioles

ORIOLES:	AVG	G	AB	R	H	2B	3B	HR	RBI	BB	SO	SB		
Belanger, ss	.267	3	15	4	4	0	1	1	1	0	0	0		
Blair, cf	.400	3	15	1	6	2	0	1	6	2	2	0		
Buford, lf	.286	3	14	3	4	1	0	0	1	3	0	0		
Cuellar, p	.000	1	2	0	0	0	0	0	0	0	1	0		
Etchebarren, c	.000	2	4	0	0	0	0	0	0	0	0	0		
Hendricks, ph-c	.250	3	8	2	2	2	0	0	3	1	2	0		
Johnson, 2b	.231	3	13	2	3	0	0	0	0	2	1	0		
May, ph	.000	1	1	0	0	0	0	0	0	0	0	0		
McNally, p	.000	1	4	0	0	0	0	0	0	0	2	0		
Motton, ph	.500	2	2	0	1	0	0	0	1	0	0	0		
Palmer, p	.000	1	5	0	0	0	0	0	0	0	3	0		
Powell, 1b	.385	3	13	2	5	0	0	1	1	2	0	0		
B. Robinson, 3b	.500	3	14	1	7	1	0	0	0	0	0	0		
F. Robinson, rf	.333	3	12	1	4	2	0	1	2	3	3	0		
Salmon, ph	.000	1	1	0	0	0	0	0	0	0	0	0		
Totals	.293	3	123	16	36	8	1	4	15	13	14	0		
Pitchers:	W	L	ERA	G	GS	CG	SHO	SV	IP	H	R	ER	BB	SO
Cuellar	0	0	2.25	1	1	0	0	0	8.0	3	3	1	1	7
R. Hall	1	0	0.00	1	0	0	0	0	0.2	0	0	0	0	1
Lopez	0	0	0.00	1	0	0	0	0	0.1	1	0	0	2	0
McNally	1	0	0.00	1	1	1	1	0	11.0	3	0	0	5	11
Palmer	1	0	2.00	1	1	1	0	0	9.0	10	2	2	2	4
Richert	0	0	0.00	1	0	0	0	0	1.0	0	0	0	2	2
Watt	0	0	0.00	1	0	0	0	0	2.0	0	0	0	0	2
Totals	3	0	1.13	7	3	2	1	0	32.0	17	5	4	12	27

POSTSEASON

DID YOU Know?

...that when Rick Aguilera pinch-hit for Mark Guthrie in Game 3 of the 1991 World Series, he became the first pitcher to be used in that role since Don Drysdale did so for the Dodgers in Game 2 of the 1965 Series vs. Minnesota.

1969 ALCS CONTINUED

TWINS:	AVG	G	AB	R	H	2B	3B	HR	RBI	BB	SO	SB
Allison, lf	.000	2	8	0	0	0	0	0	1	0	0	0
Boswell, p	.000	1	4	0	0	0	0	0	0	0	4	0
Cardenas, ss	.154	3	13	0	2	0	1	0	0	0	7	0
Carew, 2b	.071	3	14	0	1	0	0	0	0	1	4	0
Killebrew, 3b	.125	3	8	2	1	1	0	0	0	6	2	0
Mitterwald, c	.143	2	7	0	1	0	0	0	0	1	3	0
Nettles, ph	1.000	1	1	0	1	0	0	0	0	0	0	0
Oliva, rf	.385	3	13	3	5	2	0	1	2	1	3	1
Perranoski, p	.000	3	1	0	0	0	0	0	0	0	0	0
Perry, p	.000	1	3	0	0	0	0	0	0	0	1	0
Reese, lb	.167	3	12	0	2	0	0	0	2	1	1	0
Renick, ph	.000	1	1	0	0	0	0	0	0	0	0	0
Roseboro, c	.200	2	5	0	1	0	0	0	0	0	0	0
Tovar, cf	.077	3	13	0	1	0	0	0	0	1	2	1
Uhlaender, lf	.167	2	6	0	1	0	0	0	0	0	0	0
Woodson, p	1.000	1	1	0	1	0	0	0	0	0	0	0
Totals	.155	3	110	5	17	3	1	1	5	12	27	2

Pitchers:	W	L	ERA	G	GS	CG	SHD	SV	IP	H	R	ER	BB	SO
Boswell	0	1	0.84	1	1	0	0	0	10.2	7	1	1	7	4
Chance	0	0	13.50	1	0	0	0	0	2.0	4	3	3	0	2
Grzenda	0	0	0.00	1	0	0	0	0	0.2	0	0	0	0	0
T. Hall	0	0	0.00	1	0	0	0	0	0.2	0	0	0	0	0
Miller	0	1	5.40	1	1	0	0	0	1.2	5	3	1	0	0
Perranoski	0	1	5.79	3	0	0	0	0	4.2	8	3	3	0	2
Perry	0	0	3.38	1	1	0	0	0	8.0	6	3	3	3	3
Woodson	0	0	10.80	1	0	0	0	0	1.2	3	2	2	3	2
Worthington	0	0	6.75	1	0	0	0	0	1.1	3	1	1	0	1
Totals	0	3	4.02	11	3	0	0	0	31.1	36	16	14	13	14

GAME 1 Saturday, October 4 at Baltimore

Minnesota	0	0	0	1	0	2	0	0	0	—	3	4	2
Baltimore	0	0	0	1	1	0	0	0	1	—	4	10	1

WP — Hall. LP — Perranoski.

Perry, Perranoski (9) and Mitterwald, Roseboro (12).
Cuellar, Richert (9), Watt (10), Lopez (12), R. Hall (12) and Hendricks, Etchebarren (10).

HR — F. Robinson, Belanger, Oliva, Powell.
T — 3-29. A — 39,324.

GAME 3 Monday, October 6 at Minnesota

Baltimore	0	3	0	2	0	1	0	2	3	—	11	18	0
Minnesota	1	0	0	0	1	0	0	0	0	—	2	10	2

WP — Palmer. LP — Miller.

Palmer and Hendricks.
Miller, Woodson (2), T. Hall (4), Worthington (5), Grzenda (6), Chance (7), Perranoski (9) and Roseboro.

HR — Blair. T — 2:48. A — 32,735.

GAME 2 Sunday, October 5 at Baltimore

Minnesota	0	0	0	0	0	0	0	0	0	—	0	3	1
Baltimore	0	0	0	0	0	0	0	0	0	—	1	8	0

WP — McNally. LP — Boswell.

Boswell, Perranoski (11) and Mitterwald.
McNally and Etchebarren, Hendricks (10).

T — 3:17. A — 41,704.





1970 AMERICAN LEAGUE CHAMPIONSHIP SERIES

Twins vs. Baltimore Orioles

ORIOLES:	AVG	G	AB	R	H	2B	3B	HR	RBI	BB	SO	SB
Belanger, ss	.333	3	12	5	4	0	0	0	1	1	0	0
Blair, cf	.077	3	13	0	1	0	0	0	0	1	4	0
Buford, lf	.429	2	7	2	3	1	0	1	3	2	0	0
Cuellar, p	.500	1	2	1	1	0	0	1	4	0	1	0
Etchebarren, c	.111	2	9	1	1	0	0	0	0	0	3	0
R. Hall, p	.500	1	2	1	1	0	0	0	0	0	1	0
Hendricks, c	.400	1	5	2	2	0	0	0	0	0	1	0
Johnson, 2b	.364	3	11	4	4	0	0	2	4	1	1	0
McNally, p	.400	1	5	1	2	1	0	0	1	0	1	0
Palmer, p	.250	1	4	1	1	1	0	0	1	0	0	0
Powell, 1b	.429	3	14	2	6	2	0	1	6	0	3	0
Rettenmund, lf	.333	1	3	1	1	0	0	0	1	2	1	1
B. Robinson, 3b	.583	3	12	3	7	2	0	0	1	0	1	0
F. Robinson, rf	.200	3	10	3	2	0	0	1	2	5	2	0
Totals	.330	3	109	27	36	7	0	6	24	12	19	1

Pitchers:	W	L	ERA	G	GS	CG	SHO	SV	IP	H	R	ER	BB	SO
Cuellar	0	0	12.46	1	1	0	0	0	4.1	10	6	6	1	2
R. Hall	1	0	0.00	1	0	0	0	0	4.2	1	0	0	0	3
McNally	1	0	3.00	1	1	1	0	0	9.0	6	3	3	5	5
Palmer	1	0	1.00	1	1	1	0	0	9.0	7	1	1	3	12
Totals	3	0	3.33	4	3	2	0	0	27.0	24	10	10	9	22

TWINS:	AVG	G	AB	R	H	2B	3B	HR	RBI	BB	SO	SB
Allison, ph	.000	3	2	0	0	0	0	0	0	1	1	0
Alvea, lf-ph	.000	3	7	1	0	0	0	0	0	2	3	0
Cardenas, ss	.182	3	11	1	2	0	0	0	1	1	1	0
Carew, ph	.000	2	2	0	0	0	0	0	0	0	1	0
T. Hall, p	.000	2	1	0	0	0	0	0	0	0	1	0
Holt, ph-cf-pr	.000	3	5	0	0	0	0	0	0	0	2	0
Kaat, p	.000	1	1	0	0	0	0	0	0	0	1	0
Killebrew, 3b-1b	.273	3	11	2	3	0	0	2	4	2	4	0
Manuel, ph	.000	1	1	0	0	0	0	0	0	0	1	0
Mitterwald, c	.500	2	8	2	4	1	0	0	2	0	2	0
Oliva, rf	.500	3	12	2	6	2	0	1	1	0	1	0
Perry, p	.000	2	1	0	0	0	0	0	1	0	0	0
Quilici, 2b-ph	.000	3	2	0	0	0	0	0	0	0	1	0
Ratliff, c	.250	1	4	0	1	0	0	0	0	0	1	0
Reese, 1b	.143	2	7	0	1	0	0	0	0	1	1	0
Renick, 3b-ph	.200	2	5	0	1	0	0	0	0	0	1	0
Tiant, p-pr	.000	2	0	0	0	0	0	0	0	0	0	0
Thompson, 2b	.125	3	8	0	1	1	0	0	0	1	0	0
Tovar, cf-2b-lf	.385	3	13	2	5	0	1	0	1	0	0	0
Williams, p	.000	2	0	0	0	0	0	0	0	1	0	0
Totals	.238	3	101	10	24	4	1	3	10	9	22	0

Pitchers:	W	L	ERA	G	GS	CH	SHO	SV	IP	H	R	ER	BB	SO
Blyleven	0	0	0.00	1	0	0	0	0	2.0	2	1	0	0	2
T. Hall	0	1	6.75	2	1	0	0	0	5.1	6	4	4	4	6
Kaat	0	1	9.00	1	1	0	0	0	2.0	6	4	2	2	1
Perranoski	0	0	19.29	2	0	0	0	0	2.1	5	5	5	1	3
Perry	0	1	13.50	2	1	0	0	0	5.1	10	9	8	1	3
Tiant	0	0	13.50	1	0	0	0	0	0.2	1	2	1	0	0
Williams	0	0	0.00	2	0	0	0	0	6.0	2	0	0	1	2
Woodson	0	0	9.00	1	0	0	0	0	1.0	2	1	1	1	0
Zepp	0	0	6.75	2	0	0	0	0	1.1	2	1	1	2	2
Totals	0	3	7.62	14	3	0	0	0	26.0	36	27	22	12	19

DID YOU Know?

...that the last time the Twins/Senators won a World Series road game was on October 7, 1925. Starting pitcher Walter Johnson allowed one run on five hits in 9.0 innings pitched to go along with 10 strikeouts in Game 1 vs. Pittsburgh. Since that game, the Twins/Senators have 14-straight losses (three-straight losses in '25, two straight in '33, three straight in '65, three straight in '87 and three more in '91).

1970 ALCS CONTINUED

GAME 1 Saturday, October 3 at Minnesota

Baltimore	0	2	0	7	0	1	0	0	0	0	—	10	13	0
Minnesota	1	1	0	1	3	0	0	0	0	0	—	6	11	2

WP — Hall. LP — Perry.
 Cuellar, R. Hall (5) and Hendricks.
 Perry, Zepp (4), Woodson (5), Williams (6), Perranoski (9) and Mitterwald.
 HR — Cuellar, Buford, Powell, Killebrew. T — 2:36. A — 26,847.

GAME 3 Monday, October 5 at Baltimore

Minnesota	0	0	0	0	1	0	0	0	0	0	—	1	7	2
Baltimore	1	1	3	0	0	0	1	0	x	—	6	10	6	0

WP — Palmer. LP — Kaat.
 Kaat, Blyleven (3), T. Hall (5), Perry (7) and Ratliff.
 Palmer and Etchebarren.
 HR — Johnson. T — 2:20. A — 27,608.

GAME 2 Sunday, October 4 at Minnesota

Baltimore	1	0	2	1	0	0	0	0	7	—	11	13	0
Minnesota	0	0	0	3	0	0	0	0	0	—	3	6	2

WP — McNally. LP — Hall.
 McNally and Etchebarren.
 T. Hall, Zepp (4), Williams (5), Perranoski (8), Tiant (9) and Mitterwald.
 HR — F. Robinson, Killebrew, Oliva, Johnson. T — 2:59. A — 27,490.



1987 AMERICAN LEAGUE CHAMPIONSHIP SERIES

Twins vs. Detroit Tigers

TIGERS:	AVG	G	AB	R	H	2B	3B	HR	RBI	BB	SO	SB		
Bergman, ph-dh-1b	.250	4	4	0	1	0	0	0	2	0	1	0		
Brookens, 3b	.000	5	13	0	0	0	0	0	0	0	3	0		
Evans, 1b-3b	.294	5	17	0	5	0	0	0	0	4	2	0		
Gibson, lf	.286	5	21	4	6	1	0	1	4	3	8	3		
Grubb, ph-dh	.571	4	7	0	4	0	0	0	0	0	1	0		
Heath, c	.286	3	7	1	2	0	0	1	2	0	0	0		
Herdon, rf-ph-dh	.333	3	9	1	3	1	0	0	2	1	1	1		
Lemon, cf	.278	5	18	4	5	0	0	2	4	1	4	0		
Madlock	.000	1	5	0	0	0	0	0	0	0	3	0		
Morrison, dh-3b	.400	2	5	1	2	0	0	0	0	0	1	0		
Nokes, ph-dh-c	.143	5	14	2	2	0	0	1	2	1	4	0		
Sheridan, rf-pr	.300	5	10	2	3	1	0	1	2	0	2	0		
Trammell, ss	.200	5	20	3	4	1	0	0	2	1	2	0		
Whitaker, 2b	.176	5	17	4	3	0	0	1	1	7	3	1		
Totals	.240	5	167	23	40	4	0	7	21	18	35	5		
Pitchers:	W	L	ERA	G	GS	CG	SHO	SV	IP	H	R	ER	BB	SO
Alexander	0	2	10.00	2	2	0	0	0	9.0	14	10	10	1	5
Henneman	1	0	10.80	3	0	0	0	0	5.0	6	6	6	6	3
Hernandez	0	0	0.00	1	0	0	0	0	0.1	2	0	0	0	0
King	0	0	1.69	2	0	0	0	0	5.1	3	1	1	2	4
Morris	0	1	6.75	1	1	0	0	0	8.0	6	6	6	3	7
Pety	0	0	0.00	1	0	0	0	0	3.1	1	1	0	0	1
Robinson	0	0	0.00	1	0	0	0	0	0.1	1	0	0	0	0
Tanana	0	1	5.06	1	1	0	0	0	5.1	6	4	3	4	1
Terrell	0	0	9.00	1	1	0	0	0	6.0	7	6	6	4	4
Thurmond	0	0	0.00	1	0	0	0	0	0.1	0	0	0	0	0
Totals	1	4	6.70	12	5	1	0	0	43.0	46	34	32	20	25
TWINS:	AVG	G	AB	R	H	2B	3B	HR	RBI	BB	SO	SB		
Baylor, ph-dh	.400	2	5	0	2	0	0	0	1	0	0	0		
Brunansky, rf	.412	5	17	5	7	4	0	2	9	4	3	0		
Bush, dh	.250	4	12	4	3	0	1	0	2	3	2	3		
Butera, c	.667	1	3	0	2	0	0	0	0	0	0	0		
Davidson, pr	.000	1	0	0	0	0	0	0	0	0	0	0		
Gaetti, 3b	.300	5	20	5	6	1	0	2	5	1	3	0		
Gagne, ss	.278	5	18	5	5	3	0	2	3	3	4	0		
Gladden, lf	.350	5	20	5	7	2	0	0	5	2	1	0		
Hrbek, 1b	.150	5	20	4	3	0	0	1	1	3	0	0		
Larkin, ph	1.000	1	1	0	1	1	0	0	1	0	0	0		
Laudner, c	.071	5	14	1	1	1	0	0	2	2	5	0		
Lombardozzi, 2b-pr	.267	5	15	2	4	0	0	0	1	2	2	0		
Newman, 2b	.000	1	2	0	0	0	0	0	0	0	0	0		
Puckett, cf	.208	5	24	3	5	1	0	1	3	0	5	1		
Totals	.269	5	171	34	46	13	1	8	33	20	25	4		
Pitchers:	W	L	ERA	G	GS	CG	SHO	SV	IP	H	R	ER	BB	SO
Attherton	0	0	0.00	1	0	0	0	0	0.1	1	0	0	0	0
Berenguer	0	0	1.50	4	0	0	0	1	6.0	1	1	1	3	6
Blyleven	2	0	4.05	2	2	0	0	0	13.1	12	6	6	3	9
Reardon	1	1	5.06	4	0	0	0	2	5.1	7	3	3	3	5
Schatzeder	0	0	0.00	2	0	0	0	0	4.1	2	0	0	0	5
Straker	0	0	16.88	1	1	0	0	0	2.2	3	5	5	4	1
Viola	1	0	5.25	2	2	0	0	0	12.0	14	8	7	5	9
Totals	4	1	4.50	16	5	0	0	3	44.0	40	23	22	18	35

1987 ALCS CONTINUED

GAME 1 Wednesday, October 7 at Minnesota

Detroit	0	0	1	0	0	1	2	0	—	5	10	0
Minnesota	0	1	0	0	3	0	0	4	x	8	10	0

WP — Reardon. LP — Alexander.
Alexander, Henneman (8), Hernandez (8), King (8) and Heath.
Viola, Reardon (8) and Laudner.
HR — Gaetti 2, Heath, Gibson. T — 2:46. A — 53,269.

GAME 2 Thursday, October 8 at Minnesota

Detroit	0	2	0	0	0	0	0	1	0	—	3	7	1
Minnesota	0	3	0	2	1	0	0	0	x	—	6	6	0

WP — Blyleven. LP — Morris. Save — Berenguer.
Morris and Heath, Nokes (8).
Blyleven, Berenguer (8) and Laudner.
HR — Lemon, Hrbek, Whitaker. T — 2:54. A — 55,245.

GAME 3 Saturday, October 10 at Detroit

Minnesota	0	0	0	2	0	2	2	0	0	—	6	8	1
Detroit	0	0	5	0	0	0	0	2	x	—	7	7	0

WP — Henneman. LP — Reardon.
Straker, Schatzeder (3), Berenguer (7), Reardon (8) and Butera, Laudner (7).
Terrell, Henneman (7) and Nokes.
HR — Gagne, Brunansky, Sheridan. T — 3:29. A — 49,730.

GAME 4 Sunday, October 11 at Detroit

Minnesota	0	0	1	1	1	1	0	1	0	—	5	7	1
Detroit	1	0	0	0	1	1	0	0	0	—	3	7	3

WP — Viola. LP — Tanana. Save — Reardon.
Viola, Atherton (6), Berenguer (6), Reardon (9) and Laudner.
Tanana, Petry (6), Thurmond (9) and Heath.
HR — Puckett, Gagne. T — 3:24. A — 51,939.

GAME 5 Monday, October 12 at Detroit

Minnesota	0	4	0	0	0	0	1	1	3	—	9	15	1
Detroit	0	0	0	3	0	0	0	1	1	—	5	9	1

WP — Blyleven. LP — Alexander. Save — Reardon.
Blyleven, Schatzeder (7), Berenguer (8), Reardon (8) and Laudner.
Alexander, King (2), Henneman (7), Robinson (9) and Nokes.
HR — Nokes, Lemon, Brunansky. T — 3:14. A — 47,448.



1987 WORLD SERIES

Twins vs. St. Louis Cardinals

CARDINALS:	AVG	G	AB	R	H	2B	3B	HR	RBI	BB	SO	SB		
Coleman, lf	.143	7	28	5	4	2	0	0	2	2	10	6		
Cox, p	.000	3	2	0	0	0	0	0	0	0	1	0		
Dayley, p	.000	4	1	0	0	0	0	0	0	0	1	0		
Driessen, 1b	.231	4	13	3	3	2	0	0	1	1	1	0		
Ford, rf-ph	.308	5	13	1	4	0	0	0	2	1	1	0		
Forsch, p	.000	3	2	0	0	0	0	0	0	0	0	0		
Herr, 2b	.250	7	28	2	7	0	0	1	1	2	2	0		
Johnson, pr	.000	1	0	0	0	0	0	0	0	0	0	1		
Lake, c	.333	3	3	0	1	0	0	0	1	0	0	0		
Lawless, 3b	.100	3	10	1	1	0	0	1	3	0	4	0		
Lindeman, 1b-ph-rf	.333	6	15	3	5	1	0	0	2	0	3	0		
Mathews, p	.000	1	1	0	0	0	0	0	0	0	0	0		
McGee, cf	.370	7	27	2	10	2	0	0	4	0	9	0		
Morris, rf	.000	1	2	0	0	0	0	0	0	0	0	0		
Oquendo, rf-3b	.250	7	24	2	6	0	0	0	2	1	4	0		
Pagnozzi, dh-ph	.250	2	4	0	1	0	0	0	0	0	0	0		
Peña, c-dh	.409	7	22	2	9	1	0	0	4	3	2	1		
Pendleton, dh-ph	.429	3	7	2	3	0	0	0	1	1	1	2		
Smith, ss	.214	7	28	3	6	0	0	0	2	2	3	2		
Tudor, p	.000	2	2	0	0	0	0	0	0	0	2	0		
Totals	.259	7	232	26	60	8	0	2	25	13	44	12		
Pitchers:	W	L	ERA	G	GS	CG	SHO	SV	IP	H	R	ER	BB	SO
Cox	1	2	7.71	3	2	0	0	0	11.2	13	10	8	8	9
Dayley	0	0	1.93	4	0	0	0	1	4.2	2	1	1	0	3
Forsch	1	0	9.95	3	0	0	0	0	6.1	8	7	7	5	3
Horton	0	0	6.00	2	0	0	0	0	3.0	5	2	2	0	1
Magrane	0	1	8.59	2	2	0	0	0	7.1	9	7	7	5	5
Mathews	0	0	2.45	1	1	0	0	0	3.2	2	1	1	2	3
Tudor	1	1	5.73	2	2	0	0	0	11.0	15	7	7	3	8
Tunnell	0	0	2.08	2	0	0	0	0	4.1	4	2	1	2	1
Worrell	0	0	1.29	4	0	0	0	2	7.0	6	1	1	4	3
Totals	3	4	5.64	23	7	0	0	3	59.0	64	38	37	29	36

POSTSEASON

DID YOU Know?

...that the 1987 World Series was the first in which games were played indoors.

1987 WORLD SERIES CONTINUED

TWINS:	AVG	G	AB	R	H	2B	3B	HR	RBI	BB	SO	SB
Baylor, dh-ph	.385	5	13	3	5	0	0	1	3	1	1	0
Blyleven, p	.000	2	1	0	0	0	0	0	0	0	1	0
Brunansky, rf	.200	7	25	5	5	0	0	0	2	4	4	1
Bush, dh-ph	.167	4	6	1	1	1	0	0	2	0	1	0
Butera, c		1	0	0	0	0	0	0	0	0	0	0
Davidson, rf-ph	.000	2	1	0	0	0	0	0	0	0	0	0
Gaetti, 3b	.259	7	27	4	7	2	1	1	4	2	5	2
Gagne, ss	.200	7	30	5	6	1	0	1	3	1	6	0
Gladden, lf	.290	7	31	3	9	2	1	1	7	3	4	2
Hrbek, 1b	.208	7	24	4	5	0	0	1	6	5	3	0
Larkin, 1b-ph	.000	5	3	1	0	0	0	0	0	1	0	0
Laudner, c	.318	7	22	4	7	1	0	1	4	5	4	0
Lombardozi, 2b	.412	6	17	3	7	1	0	1	4	2	2	0
Newman, pr-2b-ph	.200	4	5	0	1	0	0	0	0	1	1	0
Puckett, cf	.357	7	28	5	10	1	1	0	3	2	1	1
Smalley, ph	.500	4	2	0	1	1	0	0	0	2	0	0
Straker, p	.000	2	2	0	0	0	0	0	0	0	2	0
Viola, p	.000	3	1	0	0	0	0	0	0	0	1	0
Totals	.269	7	238	38	64	10	3	7	38	29	36	6

Pitchers:	W	L	ERA	G	GS	CG	SHO	SV	IP	H	R	ER	BB	SO
Atherton	0	0	6.75	2	0	0	0	0	1.1	0	1	1	1	0
Berenguer	0	1	10.38	3	0	0	0	0	4.1	10	5	5	0	1
Blyleven	1	1	2.77	2	2	0	0	0	13.0	13	5	4	2	12
Frazier	0	0	0.00	1	0	0	0	0	2.0	1	0	0	0	2
Niekro	0	0	0.00	1	0	0	0	0	2.0	1	0	0	1	1
Reardon	0	0	0.00	4	0	0	0	1	4.2	5	0	0	0	3
Schatzeder	1	0	6.23	3	0	0	0	0	4.1	4	3	3	3	3
Straker	0	0	4.00	2	2	0	0	0	9.0	9	4	4	3	6
Viola	2	1	3.72	3	3	0	0	0	19.1	17	8	8	3	16
Totals	4	3	3.75	21	7	0	0	1	60.0	60	26	25	13	44

GAME 1 Saturday, October 17 at Minnesota
 St. Louis 0 1 0 0 0 0 0 0 0 — 1 5 1
 Minnesota 0 0 0 7 2 0 1 0 x — 10 11 0
 WP — Viola. LP — Magrane.
 Magrane, Forsch (4), Horton (7) and Peña, Lake (8).
 Viola, Atherton (9) and Laudner.
 HR — Gladden, Lombardozi. T — 2:39. A — 55,171.

GAME 2 Sunday, October 18 at Minnesota
 St. Louis 0 0 0 0 1 0 1 2 0 — 4 9 0
 Minnesota 0 1 0 6 0 1 0 0 x — 8 10 0
 WP — Blyleven. LP — Cox.
 Cox, Tunnell (4), Dayley (7), Worrell (8) and Peña.
 Blyleven, Berenguer (8), Reardon (9) and Laudner.
 HR — Gaetti, Laudner. T — 2:42. A — 55,257.

GAME 3 Tuesday, October 20 at St. Louis
 Minnesota 0 0 0 0 0 1 0 0 0 — 1 5 1
 St. Louis 0 0 0 0 0 0 3 0 x — 3 9 1
 WP — Tudor. LP — Berenguer. Save — Worrell.
 Straker, Berenguer (7), Schatzeder (7) and Laudner.
 Tudor, Worrell (8) and Peña.
 T — 2:45. A — 55,347.

GAME 4 Wednesday, October 21 at St. Louis
 Minnesota 0 0 1 0 1 0 0 0 0 — 2 7 1
 St. Louis 0 0 1 6 0 0 0 0 x — 7 10 1
 WP — Forsch. LP — Viola. Save — Dayley.
 Viola, Schatzeder (4), Niekro (5), Frazier (7) and Laudner, Butera (8).
 Mathews, Forsch (4), Dayley (7) and Peña.
 HR — Gagne, Lawless. T — 3:11. A — 55,347.

GAME 5 Thursday, October 22 at St. Louis
 Minnesota 0 0 0 0 0 0 0 2 0 — 2 6 1
 St. Louis 0 0 0 0 0 3 1 0 x — 4 10 1
 WP — Cox. LP — Blyleven. Save — Worrell.
 Blyleven, Atherton (7), Reardon (7) and Laudner.
 Cox, Dayley (8), Worrell (8) and Peña, Lake (9).
 T — 3:21. A — 55,347.

GAME 6 Saturday, October 24 at Minnesota
 St. Louis 1 1 0 2 1 0 0 0 0 — 5 11 2
 Minnesota 2 0 0 0 4 4 0 1 x — 11 15 0
 WP — Schatzeder. LP — Tudor.
 Tudor, Horton (5), Forsch (6), Dayley (6), Tunnell (7) and Peña.
 Straker, Schatzeder (4), Berenguer (6), Reardon (9) and Laudner.
 HR — Herr, Baylor, Hrbek. T — 3:22. A — 55,293.

GAME 7 Sunday, October 25 at Minnesota
 St. Louis 0 2 0 0 0 0 0 0 0 — 2 6 1
 Minnesota 0 1 0 0 1 1 0 1 x — 4 10 0
 WP — Viola. LP — Cox. Save — Reardon.
 Magrane, Cox (5), Worrell (6) and Lake.
 Viola, Reardon (9) and Laudner.
 T — 3:04. A — 55,376.

DID YOU Know?

...that in 1991, the Twins became the first team in major league history to go from last place the previous season to World Champions the next.



1991 AMERICAN LEAGUE CHAMPIONSHIP SERIES

Twins vs. Toronto Blue Jays

BLUE JAYS:	AVG	G	AB	R	H	2B	3B	HR	RBI	BB	SO	SB
Alomar, 2b	.474	5	19	3	9	0	0	0	4	2	3	2
Borders, c	.263	5	19	0	5	1	0	0	2	0	0	0
Carter, rf-dh	.263	5	19	3	5	2	0	1	4	1	5	0
Ducey, pr-rf	.000	1	1	0	0	0	0	0	0	0	0	0
Gonzales, pr-ss		2	0	0	0	0	0	0	0	0	0	0
Gruber, 3b	.286	5	21	1	6	1	0	0	4	0	4	1
Lee, ss	.125	5	16	3	2	0	0	0	0	1	5	0
Maldonado, lf-rf	.100	5	20	1	2	1	0	0	1	1	6	0
Mulliniks, dh-ph	.125	5	8	1	1	0	0	0	0	3	0	0
Olerud, 1b	.158	5	19	1	3	0	0	0	3	3	1	0
Tabler, ph-dh	.000	2	1	0	0	0	0	0	0	1	0	0
White, cf	.364	5	22	5	8	1	0	0	2	3	3	3
Wilson, pr-lf	.250	3	8	1	2	0	0	0	0	1	3	1
Totals	.249	5	173	19	43	6	0	1	18	15	30	7

Pitchers:	W	L	ERA	G	GS	CG	SHO	SV	IP	H	R	ER	BB	SO
Acker	0	0	0.00	1	0	0	0	0	0.2	1	0	0	0	1
Candiotti	0	1	8.22	2	2	0	0	0	7.2	17	9	7	2	5
Guzmán	1	0	3.18	1	1	0	0	0	5.2	4	2	2	4	2
Henke	0	0	0.00	2	0	0	0	0	2.2	0	0	0	1	5
Key	0	0	3.00	1	1	0	0	0	6.0	5	2	2	1	1
MacDonald	0	0	9.00	1	0	0	0	0	1.0	1	1	1	1	0
Stottlemire	0	0	9.82	1	1	0	0	0	3.2	7	4	4	1	3
Timlin	0	1	3.18	4	0	0	0	0	5.2	5	4	2	2	5
Ward	0	1	6.23	2	0	0	0	1	4.1	4	3	3	1	6
Wells	0	0	2.35	4	0	0	0	0	7.2	6	2	2	2	9
Totals	1	4	4.60	5	5	0	0	1	45.0	50	27	23	15	37

TWINS:	AVG	G	AB	R	H	2B	3B	HR	RBI	BB	SO	SB
Brown, pr		1	0	1	0	0	0	0	0	0	0	0
Davis, dh	.294	5	17	3	5	2	0	0	2	5	8	1
Gagne, ss	.235	5	17	1	4	0	0	0	1	1	5	0
Gladden, lf	.261	5	23	4	6	0	0	0	3	1	3	3
Harper, c	.278	5	18	1	5	2	0	0	1	0	2	0
Hrbek, 1b	.143	5	21	0	3	0	0	0	3	1	3	0
Knoblauch, 2b	.350	5	20	5	7	2	0	0	3	3	3	2
Larkin, ph	.000	3	3	0	0	0	0	0	0	0	1	0
Leius, 3b	.000	3	4	0	0	0	0	0	0	1	1	0
Mack, rf	.333	5	18	4	6	1	1	0	3	2	4	2
Newman, 3b-ss		2	0	0	0	0	0	0	0	0	0	0
Ortiz, c	.000	3	3	0	0	0	0	0	0	0	0	0
Pagliariulo, 3b-ph	.333	5	15	4	5	1	0	1	3	0	2	0
Puckett, cf	.429	5	21	4	9	1	0	2	6	1	4	0
Sorrento, ph	.000	1	1	0	0	0	0	0	0	0	1	0
Totals	.276	5	181	27	50	9	1	3	25	15	37	8

Pitchers:	W	L	ERA	G	GS	CG	SHO	SV	IP	H	R	ER	BB	SO
Aguilera	0	0	0.00	3	0	0	0	3	3.1	1	0	0	0	3
Bedrosian	0	0	0.00	2	0	0	0	0	1.1	3	2	0	2	2
Erickson	0	0	4.50	1	1	0	0	0	4.0	3	2	2	5	2
Guthrie	1	0	0.00	2	0	0	0	0	2.2	0	0	0	0	0
Morris	2	0	4.05	2	2	0	0	0	13.1	17	6	6	1	7
Tapani	0	1	7.84	2	2	0	0	0	10.1	16	9	9	3	9
West	1	0	0.00	2	0	0	0	0	5.2	1	0	0	4	4
Willis	0	0	0.00	3	0	0	0	0	5.1	2	0	0	0	3
Totals	4	1	3.33	5	5	0	0	3	46.0	43	19	17	15	30

TWINS POSTSEASON CLINCHING DATES

YEAR	GAME	DATE	DETAILS
1965	157	September 26	Twins defeated Washington 2-1 at Washington
1969	153	September 22	Twins defeated Kansas City 4-3 at Kansas City
1970	154	September 22	Twins defeated Oakland 5-3 at Oakland
1987	157	September 28	Twins defeated Texas 5-3 at Texas
1991	155	September 29	Twins lost 2-1 at Toronto while Chicago lost 2-1 to Seattle
2002	150	September 15	Twins won 5-0 at Cleveland while Chicago lost 8-4 to New York
2003	157	September 23	Twins won 4-1 vs. Cleveland while Chicago and Kansas City lost
2004	150	September 20	Twins defeated Chicago 8-2 at Chicago
2006	156	September 25	Twins defeated Kansas City 3-2 to clinch a playoff spot, eventually Division title on 10/1
2009	163	October 6	Twins defeated Detroit 6-5 in 12 innings in Central Division Tiebreaker game
2010	151	September 21	Twins defeated Cleveland 6-4, 91st win of season, Gardenhire's 800th career win
2017	158	September 27	Twins lost to Cleveland 2-4 while White Sox defeated Angels 6-4
2019	158	September 25	Twins defeated Detroit 5-1 while White Sox defeated Indians 8-3
2020	60	September 27	Twins lost to Cincinnati 3-5 but the White Sox also lost to the Cubs 8-10
2023	154	September 22	Twins defeated Los Angeles-AL 8-6 at Target Field, sealing off from CLE & DET

POSTSEASON

1991 ALCS CONTINUED

GAME 1 Tuesday, October 8 at Minnesota

Toronto	0	0	0	1	0	3	0	0	0	—	4	9	2
Minnesota	2	2	1	0	0	0	0	0	x	—	5	11	0

WP — Morris. LP — Candiotti. Save — Aguilera.
Candiotti, Wells (3), Timlin (6) and Borders.
Morris, Willis (6), Aguilera (8) and Harper, Ortiz (8).
T — 3:17. A — 54,766.

GAME 4 Saturday, October 12 at Toronto

Minnesota	0	0	0	4	0	2	1	1	1	—	9	13	0
Toronto	0	1	0	0	0	1	0	0	1	—	3	11	2

WP — Morris. LP — Stottlemyre.
Morris, Bedrosian (9) and Harper.
Stottlemyre, Wells (4), Acker (6), Timlin (7), MacDonald (9) and Borders.
HR — Puckett. T — 3:15. A — 51,526.

GAME 2 Wednesday, October 9 at Minnesota

Toronto	1	0	2	0	0	0	2	0	0	—	5	9	0
Minnesota	0	0	1	0	0	1	0	0	0	—	2	5	1

WP — Guzmán. LP — Tapani. Save — Ward.
Guzmán, Henke (6), Ward (8) and Borders.
Tapani, Bedrosian (7), Guthrie (7) and Harper.
T — 3:02. A — 54,816.

GAME 5 Sunday, October 13 at Toronto

Minnesota	1	1	0	0	0	3	0	3	0	—	8	14	2
Toronto	0	0	3	2	0	0	0	0	0	—	5	9	1

WP — West. LP — Ward. Save — Aguilera.
Tapani, West (5), Willis (8), Aguilera (9) and Harper, Ortiz (9).
Candiotti, Timlin (6), Ward (6), Wells (8) and Borders.
HR — Puckett. T — 3:29. A — 51,425.

GAME 3 Friday, October 11 at Toronto

Minnesota	0	0	0	0	1	1	0	0	0	1	—	3	7	0
Toronto	2	0	0	0	0	0	0	0	0	0	—	2	5	1

WP — Guthrie. LP — Timlin. Save — Aguilera.
Erickson, West (5), Willis (7), Guthrie (9), Aguilera (10) and Ortiz, Harper (10).
Key, Wells (7), Henke (8), Timlin (10) and Borders.
HR — Carter, Pagliarulo. T — 3:36. A — 51,454.



1991 WORLD SERIES Twins vs. Atlanta Braves

BRAVES:	AVG	G	AB	R	H	2B	3B	HR	RBI	BB	SO	SB
Avery, p	.000	2	3	0	0	0	0	0	0	0	2	0
Belliard, ss	.375	7	16	0	6	1	0	0	4	1	2	0
Blausler, ss-ph	.167	5	6	0	1	0	0	0	0	1	1	0
Bream, 1b	.125	7	24	0	3	2	0	0	0	3	4	0
Cabrera, ph-c	.000	3	1	0	0	0	0	0	0	0	0	0
Clancy, p	.000	3	1	0	0	0	0	0	0	0	1	0
Gant, cf	.267	7	30	3	8	0	1	0	4	2	3	1
Glavine, p	.000	2	2	0	0	0	0	0	0	0	0	0
Gregg, ph	.000	4	3	0	0	0	0	0	0	0	2	0
Hunter, lf-1b	.190	7	21	2	4	1	0	1	3	0	2	0
Justice, rf	.259	7	27	5	7	0	0	2	6	5	5	2
Lemke, 2b	.417	6	24	4	10	1	3	0	4	2	4	0
Mitchell, lf-pr	.000	3	2	0	0	0	0	0	0	0	1	0
Olson, c	.222	7	27	3	6	2	0	0	1	5	4	1
Pendleton, 3b	.367	7	30	6	11	3	0	2	3	3	1	0
Smith, dh-1f	.231	7	26	5	6	0	0	3	3	3	4	1
Smoltz, p	.000	2	2	0	0	0	0	0	0	0	1	0
Treadway, 2b-ph	.250	3	4	1	1	0	0	0	0	1	2	0
Willard, ph	.000	1	0	0	0	0	0	0	1	0	0	0
Totals	.253	7	249	29	63	10	4	8	29	26	39	5

Pitchers:	W	L	ERA	G	GS	CG	SHO	SV	IP	H	R	ER	BB	SO
Avery	0	0	3.46	2	2	0	0	0	13.0	10	6	5	1	8
Clancy	1	0	4.15	3	0	0	0	0	4.1	3	2	2	4	2
Glavine	1	1	2.70	2	2	1	0	0	13.1	8	6	4	7	8
Leibrandt	0	2	11.25	2	1	0	0	0	4.0	8	5	5	1	3
Mercker	0	0	0.00	2	0	0	0	0	1.0	0	0	0	0	1
Peña	0	1	3.38	3	0	0	0	0	5.1	6	2	2	3	7
Smoltz	0	0	1.26	2	2	0	0	0	14.1	13	2	2	1	11
St. Claire	0	0	9.00	1	0	0	0	0	1.0	1	1	1	0	0
Stanton	1	0	0.00	5	0	0	0	0	7.1	5	0	0	2	7
Wohlers	0	0	0.00	3	0	0	0	0	1.2	2	0	0	2	1
Totals	3	4	2.89	7	7	1	0	0	65.1	56	24	21	21	48



Members of the 1991 World Series Champion Twins gathered for a 30th reunion at Target Field on August 14, 2021.

1991 WORLD SERIES CONTINUED

TWINS:	AVG	G	AB	R	H	2B	3B	HR	RBI	BB	SO	SB
Aguilera p-ph	.000	4	1	0	0	0	0	0	0	0	0	0
Brown pr-rf-cf	.000	3	2	0	0	0	0	0	0	0	0	0
Bush ph-rf	.250	3	4	0	1	0	0	0	0	0	1	0
Davis dh-ph-rf	.222	6	18	4	4	0	0	2	4	2	3	0
Erickson p	.000	2	1	0	0	0	0	0	0	0	1	0
Gagne ss	.167	7	24	1	4	1	0	1	3	0	7	0
Gladden lf	.233	7	30	5	7	2	2	0	0	3	4	2
Harper c-ph	.381	7	21	2	8	2	0	0	1	2	2	0
Hrbek 1b	.115	7	26	2	3	1	0	1	2	2	6	0
Knoblauch 2b	.308	7	26	3	8	1	0	0	2	4	2	4
Larkin ph	.500	4	4	0	2	0	0	0	1	0	0	0
Leius 3b-ph-ss	.357	7	14	2	5	0	0	1	2	1	2	0
Mack rf	.130	6	23	0	3	1	0	0	1	0	7	0
Morris p	.000	3	2	0	0	0	0	0	0	0	1	0
Newman ph-3b-2b-pr	.500	4	2	0	1	0	1	0	1	0	0	0
Ortiz c	.200	3	5	0	1	0	0	0	1	0	1	0
Pagliarulo ph-3b	.273	6	11	1	3	0	0	1	2	1	2	0
Puckett cf	.250	7	24	4	6	0	1	2	4	5	7	1
Sorrento ph-1b	.000	3	2	0	0	0	0	0	0	1	2	0
Tapani p	.000	2	1	0	0	0	0	0	0	0	0	0
Totals	.232	7	241	24	56	8	4	8	24	21	48	7

Pitchers:	W	L	ERA	G	GS	CG	SHO	SV	IP	H	R	ER	BB	SO
Aguilera	1	1	1.80	4	0	0	0	2	5.0	6	1	1	1	3
Bedrosian	0	0	5.40	3	0	0	0	0	3.1	3	2	2	0	2
Erickson	0	0	5.06	2	2	0	0	0	10.2	10	7	6	4	5
Guthrie	0	1	2.25	4	0	0	0	0	4.0	3	1	1	4	3
Leach	0	0	3.86	2	0	0	0	0	2.1	2	1	1	0	2
Morris	2	0	1.17	3	3	1	1	0	23.0	18	3	3	9	15
Tapani	1	1	4.50	2	2	0	0	0	12.0	13	6	6	2	7
West	0	0	INF	2	0	0	0	0	0.0	2	4	4	4	0
Willis	0	0	5.14	4	0	0	0	0	7.0	6	4	4	2	2
Totals	4	3	3.74	7	7	1	1	2	67.1	63	29	28	26	39

GAME 1 Saturday, October 19 at Minnesota

Atlanta	0	0	0	0	1	0	1	0	—	2	6	1	
Minnesota	0	0	1	0	3	1	0	0	x	—	5	9	1

WP — Morris. LP — Leibrandt. Save — Aguilera.
Leibrandt, Clancy (5), Wohlers (7), Stanton (8) and Olson.
Morris, Guthrie (8), Aguilera (8) and Harper.
HR — Gagne, Hrbek. T — 3:00. A — 55,108.

GAME 2 Sunday, October 20 at Minnesota

Atlanta	0	1	0	0	1	0	0	0	—	2	8	1
Minnesota	2	0	0	0	0	0	1	x	—	3	4	1

WP — Tapani. LP — Glavine. Save — Aguilera.
Glavine and Olson.
Tapani, Aguilera (9) and Harper.
HR — Davis, Leius. T — 2:37. A — 55,145.

GAME 3 Tuesday, October 22 at Atlanta

Minnesota	1	0	0	0	0	1	2	0	0	0	—	4	10	1	
Atlanta	0	1	0	1	2	0	0	0	0	0	1	—	5	8	2

WP — Clancy. LP — Aguilera.
Erickson, West (5), Leach (5), Bedrosian (6), Willis (8), Guthrie (10), Aguilera (12) and Ortiz, Harper (8).
Avery, Peña (8), Stanton (10), Wohlers (12), Mercker (12), Clancy (12) and Olson.
HR — Justice, Smith, Puckett, Davis. T — 4:04. A — 50,878.

GAME 4 Wednesday, October 23 at Atlanta

Minnesota	0	1	0	0	0	0	1	0	0	—	2	7	0
Atlanta	0	0	1	0	0	0	1	0	1	—	3	8	0

WP — Stanton. LP — Guthrie.
Morris, Willis (7), Guthrie (8), Bedrosian (9) and Harper.
Smoltz, Wohlers (8), Stanton (8) and Olson.
HR — Pendleton, Pagliarulo. T — 2:57. A — 50,878.

GAME 5 Thursday, October 24 at Atlanta

Minnesota	0	0	0	0	0	3	0	1	1	—	5	7	1
Atlanta	0	0	0	4	1	0	6	3	x	—	14	17	1

WP — Glavine. LP — Tapani.
Tapani, Leach (5), West (7), Bedrosian (7), Willis (8) and Harper, Ortiz (8).
Glavine, Mercker (6), Clancy (7), St. Claire (9) and Olson, Cabrera (9).
HR — Justice, Smith, Hunter. T — 2:59. A — 50,878.

GAME 6 Saturday, October 26 at Minnesota

Atlanta	0	0	0	0	2	0	1	0	0	0	—	3	9	1
Minnesota	2	0	0	1	0	0	0	0	0	1	—	4	9	0

WP — Aguilera. LP — Leibrandt.
Avery, Stanton (7), Peña (9), Leibrandt (11) and Olson.
Erickson, Guthrie (7), Willis (7), Aguilera (10) and Ortiz, Harper (7).
HR — Pendleton, Puckett. T — 3:36. A — 55,155.

GAME 7 Sunday, October 27 at Minnesota

Atlanta	0	0	0	0	0	0	0	0	0	—	0	7	0	
Minnesota	0	0	0	0	0	0	0	0	0	1	—	1	10	0

WP — Morris. LP — Peña.
Smoltz, Stanton (8), Peña (9) and Olson.
Morris and Harper.
T — 3:23. A — 55,118.





2002 AMERICAN LEAGUE DIVISION SERIES

Twins vs. Oakland Athletics

ATHLETICS:	AVG	G	AB	R	H	2B	3B	HR	RBI	BB	SO	SB
Byrnes, lf-ph	.000	2	1	0	0	0	0	0	0	0	1	0
Chavez, 3b	.381	5	21	3	8	0	0	1	5	2	1	0
Durham, dh	.333	5	21	7	7	3	0	2	2	2	4	1
Dye, rf	.400	5	20	3	8	2	0	1	1	1	5	0
Ellis, 2b	.368	5	19	1	7	2	0	1	4	1	2	0
Hatteberg, 1b	.500	5	14	5	7	2	0	1	3	3	0	0
Hernandez, c	.059	5	17	0	1	0	0	0	0	0	4	0
Justice, lf	.238	5	21	2	5	1	1	0	4	0	4	0
Long, cf	.167	5	18	1	3	0	0	1	1	1	2	0
Mabry, ph-1b-rf	.000	2	2	0	0	0	0	0	0	0	1	0
Myers, c	.000	2	1	0	0	0	0	0	0	0	1	0
Piatt, ph-lf	.333	3	3	0	1	1	0	0	0	0	1	0
Saenz, ph-1b	.000	1	0	0	0	0	0	0	0	1	0	0
Tejada, ss	.143	5	21	3	3	0	1	4	1	7	0	0
Velarde, ph-1b-2b	.600	4	5	1	3	1	0	1	0	1	0	1
Totals	.288	5	184	26	53	13	1	8	25	12	34	1

Pitchers:	W	L	ERA	G	GS	CG	SHO	SV	IP	H	R	ER	BB	SO
Bowie	0	0	0.00	1	0	0	0	0	1.1	0	0	0	0	3
Bradford	0	0	0.00	2	0	0	0	0	3.0	1	0	0	0	1
Hudson	0	1	6.23	2	2	0	0	0	8.2	13	11	6	4	8
Koch	0	0	9.00	3	0	0	0	1	3.0	5	3	3	2	3
Lidle	0	0	9.00	1	0	0	0	0	1.0	2	1	1	0	0
Lilly	0	1	13.50	2	0	0	0	0	4.0	10	6	6	1	3
Mecir	0	0	0.00	1	0	0	0	0	1.0	0	0	0	0	2
Mulder	1	1	2.08	2	2	0	0	0	13.0	14	3	3	3	12
Rincón	0	0	0.00	2	0	0	0	0	3.0	2	0	0	0	2
Zito	1	0	4.50	1	1	0	0	0	6.0	5	3	3	4	8
Totals	2	3	4.09	5	5	0	0	1	44.0	52	27	22	14	42

TWINS:	AVG	G	AB	R	H	2B	3B	HR	RBI	BB	SO	SB
Cuddyer, rf	.385	5	13	1	5	1	0	0	1	3	3	0
Guzmán, ss	.286	5	21	5	6	2	0	1	2	2	4	2
Hocking, rf-ph-2b	.500	3	6	0	3	1	0	0	1	0	1	0
Hunter, cf	.300	5	20	4	6	4	0	0	2	1	4	0
Jones, lf	.250	5	20	3	5	3	0	0	1	1	8	0
Kielty, ph-rf-cf	.000	3	4	0	0	0	0	0	0	0	1	0
Koskie, 3b	.143	5	21	3	3	0	1	1	5	2	6	0
LeCroy, dh-ph	.444	3	9	1	4	0	0	0	1	0	3	0
Mientkiewicz, 1b	.250	5	20	3	5	0	0	2	4	1	1	0
Mohr, rf-lf	1.000	4	2	1	2	1	0	0	0	1	0	0
Órtiz, dh-ph	.231	4	13	0	3	2	0	0	2	0	5	0
Pierzynski, c	.438	5	16	4	7	0	1	1	4	2	2	0
Prince, c	.000	1	2	0	0	0	0	0	0	0	2	0
Rivas, 2b	.250	4	12	2	3	1	0	0	0	1	2	0
Totals	.291	5	179	27	52	15	2	5	23	14	42	2

Pitchers:	W	L	ERA	G	GS	CG	SHO	SV	IP	H	R	ER	BB	SO
Fiore	0	0	20.25	1	0	0	0	0	1.1	4	3	3	2	0
Guardado	0	0	13.50	2	0	0	0	1	2.0	5	3	3	1	1
Hawkins	0	0	0.00	3	0	0	0	0	2.1	0	0	0	0	5
Jackson	0	0	0.00	1	0	0	0	0	0.2	1	0	0	0	0
Lohse	0	0	0.00	2	0	0	0	0	4.0	2	0	0	0	5
Mays	0	1	14.73	1	1	0	0	0	3.2	9	6	6	2	1
Milton	1	0	2.57	1	1	0	0	0	7.0	6	2	2	1	3
Radke	2	0	1.54	2	2	0	0	0	11.2	14	6	2	1	7
Reed	0	1	7.20	1	1	0	0	0	5.0	6	4	4	2	8
Romero	0	0	0.00	3	0	0	0	0	3.1	3	0	0	1	2
Santana	0	0	6.00	2	0	0	0	0	3.0	3	2	2	2	2
Totals	3	2	4.50	5	5	0	0	1	44.0	53	26	22	12	34

2002 DIVISION SERIES CONTINUED

GAME 1 Tuesday, October 1 at Oakland

Minnesota	0	1	2	0	0	3	1	0	0	—	7	13	3
Oakland	3	2	0	0	0	0	0	0	0	—	5	12	0

WP — Radke. LP — Lilly. Save — Guardado.
 Radke, Santana (6), Romero (7), Guardado (9) and Pierzynski.
 Hudson, Lilly (6), Lidle (7), Rincón (8), Mecir (9) and Hernandez.
 HR—Koskie, Mientkiewicz. T—3.44. A—34,853.

GAME 2 Wednesday, October 2 at Oakland

Minnesota	0	0	0	0	0	1	0	0	0	—	1	7	0
Oakland	3	0	0	5	1	0	0	0	x	—	9	14	0

WP — Mulder. LP — Mays.
 Mays, Fiore (4), Lohse (6), Hawkins (9) and Pierzynski, Prince (6).
 Mulder, Bradford (7), Koch (9) and Hernandez.
 HR—Chavez, Guzmán. T—3.04. A—31,953.

GAME 3 Friday, October 4 at Minnesota

Oakland	2	0	0	1	0	1	2	0	0	—	6	9	1
Minnesota	0	0	1	2	0	0	0	0	0	—	3	8	0

WP — Zito. LP — Reed. Save — Koch.
 Zito, Rincón (7), Koch (9) and Hernandez.
 Reed, Santana (6), Jackson (7), Romero (8), Hawkins (9) and Pierzynski.
 HR—Durham, Hatteberg, Long, Dye. T—3.26. A—55,932.

GAME 4 Saturday, October 5 at Minnesota

Oakland	0	0	2	0	0	0	0	0	0	—	2	7	2
Minnesota	0	0	2	7	0	0	2	0	x	—	11	12	2

WP — Milton. LP — Hudson.
 Hudson, Lilly (4), Bowie (7) and Hernandez, Myers (8).
 Milton, Lohse (8) and Pierzynski.
 HR—Tejada, Mientkiewicz. T—3.20. A—55,960.

GAME 5 Sunday, October 6 at Oakland

Minnesota	0	1	1	0	0	0	0	0	3	—	5	12	0
Oakland	0	0	1	0	0	0	0	0	3	—	4	11	0

WP — Radke. LP — Mulder.
 Radke, Romero (5), Hawkins (8), Guardado (9) and Pierzynski.
 Mulder, Bradford (6), Koch (6) and Hernandez, Myers (9).
 HR—Durham, Ellis, Pierzynski. T—3.23. A—32,146.



2002 AMERICAN LEAGUE CHAMPIONSHIP SERIES

Twins vs. Anaheim Angels

POSTSEASON

ANGELS:	AVG	G	AB	R	H	2B	3B	HR	RBI	BB	SO	SB		
Anderson, lf	.250	5	20	3	5	1	0	1	3	1	0	0		
Eckstein, ss	.286	5	21	1	6	0	0	0	2	0	2	0		
Erstad, cf	.364	5	22	4	8	0	0	1	2	0	3	1		
Figgins, pr	1.000	3	1	2	1	0	0	0	0	0	0	0		
Fullmer, dh	.333	4	12	2	4	2	0	1	4	0	2	0		
Gil, 2b	.000	1	2	0	0	0	0	0	0	0	1	0		
Glaus, 3b	.316	5	19	4	6	0	1	1	2	2	5	0		
Kennedy, 2b	.357	4	14	5	5	0	0	3	5	0	2	1		
B. Molina, c	.214	5	14	0	3	0	1	0	2	1	2	0		
J. Molina, c	.000	3	1	0	0	0	0	0	0	0	0	0		
Ochoa, ph-rr	.000	4	4	2	0	0	0	0	0	0	3	0		
Palmeiro, ph-rr	.000	2	2	0	0	0	0	0	0	0	1	0		
Salmon, rf	.214	5	14	0	3	0	0	0	0	3	1	0		
Spiezio, 1b	.353	5	17	5	6	2	0	1	5	2	1	1		
Wooten, ph-dh	.250	3	8	1	2	0	0	0	1	0	3	0		
Totals	.287	5	171	29	49	5	2	8	26	9	26	3		
Pitchers:	W	L	ERA	G	GS	CG	SHO	SV	IP	H	R	ER	BB	SO
Appier	0	1	3.48	2	2	0	0	0	10.1	10	4	4	4	3
Donnelly	0	0	8.10	3	0	0	0	0	3.1	3	3	3	0	5
Lackey	1	0	0.00	1	1	0	0	0	7.0	3	0	0	0	7
Ortiz	1	0	5.06	1	1	0	0	0	5.1	10	3	3	1	3
Percival	0	0	0.00	3	0	0	0	2	3.1	0	0	0	0	3
Rodriguez	2	0	0.00	4	0	0	0	0	4.1	2	0	0	2	7
Schoeneweis	0	0	0.00	1	0	0	0	0	0.2	0	0	0	0	0
Washburn	0	0	1.29	1	1	0	0	0	7.0	6	1	1	0	7
Weber	0	0	3.38	3	0	0	0	0	2.2	3	1	1	0	3
Totals	4	1	2.45	5	5	0	0	2	44.0	37	12	12	7	38

2002 ALCS CONTINUED

TWINS:		AVG	G	AB	R	H	2B	3B	HR	RBI	BB	SO	SB		
Cuddyer, rf		.200	3	5	0	1	0	0	0	0	1	1	0		
Guzmán, ss		.167	5	18	1	3	1	0	0	0	0	3	0		
Hunter, cf		.167	5	18	2	3	2	0	0	0	1	3	0		
Jones, lf		.100	5	20	0	2	1	0	0	2	0	4	0		
Kielty, ph-rf		.000	4	3	0	0	0	0	0	1	1	2	0		
Koskie, 3b		.278	5	18	3	5	2	0	0	2	2	8	0		
Lamb, 2b		.000	2	0	0	0	0	0	0	0	0	0	0		
LeCroy, dh		.333	1	3	0	1	0	0	0	0	0	1	0		
Mientkiewicz, 1b		.278	5	18	1	5	1	0	0	2	1	2	0		
Mohr, rf-ph-cf		.417	5	12	3	5	1	0	0	0	0	4	1		
Ortiz, dh-ph		.313	5	16	0	5	1	0	0	2	0	5	0		
Pierzynski, c		.250	5	16	1	4	0	0	0	2	0	2	0		
Prince, c		.000	1	1	0	0	0	0	0	0	0	0	0		
Rivas, 2b		.250	5	12	1	3	0	0	0	0	1	3	0		
Totals		.231	5	160	12	37	9	0	0	11	7	38	1		
Pitchers:		W	L	ERA	G	GS	CG	SHO	SV	IP	H	R	ER	BB	SO
Guardado		0	0	0.00	1	0	0	0	1	1.0	0	0	0	1	2
Hawkins		0	0	20.25	4	0	0	0	0	1.1	4	3	3	1	1
Jackson		0	0	27.00	3	0	0	0	0	1.0	5	3	3	2	2
Lohse		0	0	0.00	1	0	0	0	0	1.0	0	0	0	0	1
Mays		1	0	2.03	2	2	0	0	0	13.1	12	4	3	0	3
Milton		0	0	1.50	1	1	0	0	0	6.0	5	1	1	2	4
Radke		0	1	2.70	1	1	0	0	0	6.2	5	2	2	1	4
Reed		0	1	10.13	1	1	0	0	0	5.1	8	6	6	0	0
Romero		0	1	22.50	4	0	0	0	0	2.0	4	5	5	2	3
Santana		0	1	10.80	4	0	0	0	0	3.1	4	4	4	0	4
Wells		0	0	9.00	2	0	0	0	0	1.0	2	1	1	0	2
Totals		1	4	6.00	5	5	0	0	1	42.0	49	29	28	9	26

GAME 1 Tuesday, October 8 at Minnesota

Anaheim	0	0	1	0	0	0	0	0	0	0	—	1	4	0
Minnesota	0	1	0	0	1	0	0	0	x	—	2	5	1	
WP — Mays. LP — Appier. Save — Guardado.														
Appier, Donnelly (6), Schoenweis (7), Weber (8) and B. Molina, J. Molina (8).														
Mays, Guardado (9) and Pierzynski.														
T — 2:58. A — 55,562.														

GAME 2 Wednesday, October 9 at Minnesota

Anaheim	1	3	0	0	0	2	0	0	0	—	6	10	0	
Minnesota	0	0	0	0	3	0	0	0	—	3	11	1		
WP — Ortiz. LP — Reed. Save — Percival.														
Ortiz, Donnelly (6), Rodriguez (7), Percival (8) and B. Molina.														
Reed, Santana (6), Romero (7), Hawkins (7), Jackson (9) and Pierzynski.														
HR — Erstad, Fullmer. T — 3:13. A — 55,990.														

GAME 3 Friday, October 11 at Anaheim

Minnesota	0	0	0	0	0	1	0	0	—	1	6	0		
Anaheim	0	1	0	0	0	0	1	x	—	2	7	0		
WP — Rodriguez. LP — Romero. Save — Percival.														
Milton, Hawkins (7), Santana (7), Jackson (7), Romero (7) and Pierzynski.														
Washburn, Rodriguez (8), Percival (9) and B. Molina, J. Molina (8).														
HR — Anderson, Glaus. T — 3:13. A — 44,234.														

GAME 4 Saturday, October 12 at Anaheim

Minnesota	0	0	0	0	0	0	0	1	—	1	6	2		
Anaheim	0	0	0	0	0	2	5	x	—	7	10	0		
WP — Lackey. LP — Radke.														
Radke, Santana (7), Hawkins (8), Romero (8), Jackson (8), Wells (8) and Pierzynski.														
Lackey, Rodriguez (8), Weber (9) and B. Molina.														
T — 2:49. A — 44,830.														

GAME 5 Sunday, October 13 at Anaheim

Minnesota	1	1	0	0	0	3	0	0	—	5	9	0		
Anaheim	0	0	1	0	2	0	10	0	x	—	13	18	0	
WP — Rodriguez. LP — Santana.														
Mays, Santana (6), Hawkins (7), Romero (7), Wells (7), Lohse (8) and Pierzynski, Prince (8).														
Appier, Donnelly (6), Rodriguez (7), Weber (8), Percival (9) and B. Molina, J. Molina (8).														
HR — Kennedy (3), Spiezo. T — 3:30. A — 44,835.														





2003 AMERICAN LEAGUE DIVISION SERIES

Twins vs. New York Yankees

YANKEES:	AVG	G	AB	R	H	2B	3B	HR	RBI	BB	SO	SB
Boone, 3b	.200	4	15	1	3	1	0	0	0	0	3	1
Dellucci, pr	.000	1	0	0	0	0	0	0	0	0	0	0
Giambi, dh	.250	4	16	1	4	2	0	0	2	2	5	0
Jeter, ss	.429	4	14	2	6	0	0	1	1	4	2	1
Johnson, 1b	.077	4	13	2	1	1	0	0	2	3	2	0
Matsui, lf	.267	4	15	2	4	1	0	1	3	2	3	0
Posada, c	.176	4	17	1	3	1	0	0	0	0	6	0
Rivera, rf	.333	4	12	2	4	0	0	0	0	1	0	0
Sierra, ph-rf	.000	1	2	0	0	0	0	0	0	0	0	0
Soriano, 2b	.368	4	19	2	7	1	0	0	4	0	6	2
Williams, cf	.400	4	15	3	6	2	0	0	3	2	2	0
Totals	.275	4	138	16	38	9	0	2	15	14	29	4

Pitchers:	W	L	ERA	G	GS	CG	SHO	SV	IP	H	R	ER	BB	SO
Clemens	1	0	1.29	1	1	0	0	0	7.0	5	1	1	1	6
Heredia	0	0	0.00	1	0	0	0	0	2.0	1	0	0	1	1
Mussina	0	1	3.86	1	1	0	0	0	7.0	7	3	3	3	6
Nelson	0	0	0.00	1	0	0	0	0	0.0	0	0	0	1	0
Pettitte	1	0	1.29	1	1	0	0	0	7.0	4	1	1	3	10
Rivera	0	0	0.00	2	0	0	0	2	4.0	0	0	0	0	4
Wells	1	0	1.17	1	1	0	0	0	7.2	8	1	1	0	5
White	0	0	0.00	1	0	0	0	0	1.1	1	0	0	0	1
Totals	3	1	1.50	4	4	0	0	2	36.0	26	6	6	9	33

TWINS:	AVG	G	AB	R	H	2B	3B	HR	RBI	BB	SO	SB
Cuddyer, dh	.250	1	4	0	1	0	0	0	1	0	3	0
Ford, ph	.000	1	1	0	0	0	0	0	0	0	1	0
Gómez, 2b	.000	1	0	0	0	0	0	0	0	0	0	0
Guzmán, ss	.154	4	13	1	2	0	0	0	0	1	2	0
Hocking, 2b	.000	1	0	0	0	0	0	0	0	0	0	0
Hunter, cf	.429	4	14	3	6	0	1	1	2	2	2	0
Jones, rf	.125	4	16	0	2	0	0	0	0	0	5	0
Koskie, 3b	.200	4	15	0	3	1	0	0	0	0	5	0
LeCroy, dh	.091	3	11	1	1	0	0	0	0	1	4	0
Mientkiewicz, 1b	.133	4	15	0	2	0	0	0	0	1	2	0
Pierzynski, c	.231	4	13	1	3	0	0	1	1	2	0	0
Rivas, 2b	.000	4	13	0	0	0	0	0	1	0	4	0
Ryan, ph	.000	1	1	0	0	0	0	0	0	0	1	0
Stewart, lf	.400	4	15	0	6	2	0	0	0	2	4	1
Totals	.198	4	131	6	26	3	1	2	5	9	33	1

Pitchers:	W	L	ERA	G	GS	CG	SHO	SV	IP	H	R	ER	BB	SO
Guardado	0	0	9.00	2	0	0	0	1	2.0	5	2	2	0	2
Hawkins	1	0	6.00	3	0	0	0	0	3.0	5	3	2	0	5
Lohse	0	1	5.40	1	1	0	0	0	5.0	6	3	3	2	5
Milton	0	0	0.00	1	0	0	0	0	3.1	2	0	0	0	2
Radke	0	1	2.84	1	1	0	0	0	6.1	5	2	2	2	4
Reed	0	0	0.00	1	0	0	0	0	0.2	1	0	0	0	0
Rincón	0	0	0.00	3	0	0	0	0	2.1	1	0	0	4	1
Rogers	0	0	0.00	1	0	0	0	0	1.1	1	0	0	1	3
Romero	0	0	0.00	3	0	0	0	0	3.1	3	0	0	2	1
Santana	0	1	7.04	2	2	0	0	0	7.2	9	6	6	3	6
Totals	1	3	3.86	4	4	0	0	1	35.0	38	16	15	14	29

GAME 1 Tuesday, September 30 at New York

Minnesota	0	0	1	0	0	2	0	0	0	0	0	0	3	8	0
New York	0	0	0	0	0	0	0	0	1	1	9	1			

WP — Hawkins. LP — Mussina. Save — Guardado.
Santana, Reed (5), Romero (5), Hawkins (7), Guardado (9) and Pierzynski.
Mussina, Nelson (8), Heredia (8) and Posada.
T — 3:18. A — 56,292.

GAME 2 Thursday, October 2 at New York

Minnesota	0	0	0	0	1	0	0	0	0	0	0	0	1	4	1
New York	1	0	0	0	0	0	0	3	0	x	4	8	1		

WP — Pettitte. LP — Radke. Save — Rivera.
Radke, Hawkins (7), Romero (7), Rincón (8) and Pierzynski.
Pettitte, Rivera (8) and Posada.
HR — Hunter. T — 3:07. A — 56,479.

GAME 3 Saturday, October 4 at Minnesota

New York	0	2	1	0	0	0	0	0	0	0	0	0	0	3	8	1
Minnesota	0	0	1	0	0	0	0	0	0	0	0	0	1	5	0	

WP — Clemens. LP — Lohse. Save — Rivera.
Clemens, Rivera (8) and Posada.
Lohse, Rogers (6), Romero (7), Rincón (8) and Pierzynski.
HR — Matsui, Pierzynski. T — 3:02. A — 55,915.

GAME 4 Sunday, October 5 at Minnesota

New York	0	0	0	6	0	0	0	1	1	1	8	13	0		
Minnesota	0	0	1	0	0	0	0	0	0	0	1	9	1		

WP — Wells. LP — Santana.
Wells, White (8) and Posada.
Santana, Rincón (4), Milton (4), Hawkins (8), Guardado (9) and Pierzynski.
HR — Jeter. T — 2:49. A — 55,875.

POSTSEASON



2004 AMERICAN LEAGUE DIVISION SERIES

Twins vs. New York Yankees

YANKEES:	AVG	G	AB	R	H	2B	3B	HR	RBI	BB	SO	SB
Cairo, 2b	.214	4	14	3	3	1	0	0	1	2	5	0
Clark, 1b	.000	1	1	0	0	0	0	0	0	0	1	0
Crosby, rf-pr	.000	2	0	0	0	0	0	0	0	0	0	0
Jeter, ss	.316	4	19	3	6	1	0	1	4	1	4	1
Lofton, dh	.250	1	4	0	1	0	0	0	1	0	1	0
Matsui, lf	.412	4	17	3	7	1	0	1	3	3	4	0
Olerud, 1b	.214	4	14	2	3	2	0	0	0	1	2	0
Posada, c	.222	4	18	2	4	0	0	0	0	0	6	0
Rodriguez, 3b	.421	4	19	3	8	3	0	1	3	2	1	2
Sheffield, rf	.222	4	18	2	4	1	0	1	2	3	1	0
Sierra, dh	.167	3	12	1	2	0	0	1	3	2	3	1
Williams, cf	.278	4	18	2	5	1	0	1	3	1	2	0
Totals	.279	4	154	21	43	10	0	6	20	15	30	4

Pitchers:	W	L	ERA	G	GS	CG	SHO	SV	IP	H	R	ER	BB	SO
Brown	1	0	1.50	1	1	0	0	0	6.0	8	1	1	0	1
Gordon	0	0	4.91	3	0	0	0	0	3.2	2	2	2	0	3
Heredia	0	0	54.00	1	0	0	0	0	0.1	0	2	2	0	0
Lieber	0	0	4.05	1	1	0	0	0	6.2	7	3	3	1	4
Loaiza	0	0	0.00	1	0	0	0	0	2.0	4	0	0	0	0
Mussina	0	1	2.57	1	1	0	0	0	7.0	7	2	2	1	7
Quantrill	1	0	0.00	2	0	0	0	0	2.0	2	0	0	0	1
Rivera	1	0	0.00	4	0	0	0	0	5.2	2	0	0	0	2
Sturtz	0	0	6.75	2	0	0	0	0	2.2	4	2	2	3	4
Vazquez	0	0	9.00	1	1	0	0	0	5.0	7	5	5	2	6
Totals	3	1	3.73	4	4	0	0	0	41.0	43	17	17	7	28

TWINS:	AVG	G	AB	R	H	2B	3B	HR	RBI	BB	SO	SB
Blanco, c	.250	4	8	1	2	0	0	1	2	0	2	0
Borders, c	.000	2	2	0	0	0	0	0	0	0	1	0
Cuddyer, 2b-1b	.467	4	15	1	7	0	0	0	2	0	3	0
Ford, dh-1f	.273	3	11	1	3	1	0	0	2	0	2	1
Guzmán, ss	.333	4	15	2	5	0	0	0	0	2	3	1
Hunter, cf	.353	4	17	5	6	1	0	1	2	1	1	2
Jones, rf	.300	4	20	3	6	1	0	2	2	0	6	0
Koskie, 3b	.308	4	13	2	4	1	0	0	2	3	2	0
Kubel, dh-ph	.143	2	7	0	1	1	0	0	0	0	2	0
LeCroy, ph-1b-c	.333	3	3	0	1	0	0	0	0	1	1	0
Morneau, 1b	.235	4	17	1	4	2	0	0	2	0	3	0
Offerman, ph	.000	3	3	0	0	0	0	0	1	0	0	0
Rivas, 2b-pr	.000	3	1	0	0	0	0	0	0	0	0	0
Stewart, lf-dh	.200	4	20	1	4	0	0	0	2	0	2	0
Totals	.283	4	152	17	43	7	0	4	17	7	28	4

Pitchers:	W	L	ERA	G	GS	CG	SHO	SV	IP	H	R	ER	BB	SO
Balfour	0	0	0.00	2	0	0	0	0	2.2	0	0	0	0	2
Crain	0	0	0.00	1	0	0	0	0	0.1	1	0	0	0	0
Lohse	0	1	4.50	1	0	0	0	0	2.0	1	1	1	0	3
Mulholland	0	0	3.00	1	0	0	0	0	3.0	3	1	1	0	0
Nathan	0	1	3.60	3	0	0	0	1	5.0	2	2	2	5	6
Radke	0	0	7.11	1	1	0	0	0	6.1	8	5	5	3	0
Rincón	0	0	10.80	3	0	0	0	0	3.1	4	4	4	2	5
Romero	0	0	9.00	2	0	0	0	0	1.0	0	1	1	1	1
Santana	1	0	0.75	2	2	0	0	0	12.0	14	1	1	4	12
Silva	0	1	10.80	1	1	0	0	0	5.0	10	6	6	0	1
Totals	1	3	4.65	4	4	0	1	1	40.2	43	21	21	15	30

GAME 1 Tuesday, October 5 at New York

Minnesota	0	0	0	0	1	0	0	0	—	2	7	0
New York	0	0	0	0	0	0	0	0	—	0	9	0
WP — Santana. LP — Mussina. Save — Nathan.												
Santana, Rincón (8), Nathan (9) and Blanco.												
Mussina, Gordon (8), Rivera (9) and Posada.												
HR — Jones. T — 2.53. A — 55,749.												

GAME 2 Wednesday, October 6 at New York

Minnesota	1	2	0	0	0	0	2	0	0	1	—	6	12	0	
New York	1	0	2	0	1	0	1	0	0	0	2	—	7	9	0
WP — Quantrill. LP — Nathan.															
Radke, Balfour (7), Rincón (8), Nathan (10), Romero (12) and Blanco, Borders (7).															
Lieber, Gordon (7), Rivera (8), Sturtz (10), Quantrill (12) and Posada.															
HR — Jeter, Sheffield, Rodriguez, Hunter. T — 4:19. A — 56,354.															

GAME 3 Friday, October 8 at Minnesota

New York	0	3	0	0	0	4	1	0	0	—	8	14	1		
Minnesota	1	0	0	0	0	0	0	0	3	—	4	12	1		
WP — Brown. LP — Silva.															
Brown, Quantrill (7), Heredia (8), Sturtz (9), Rivera (9) and Posada.															
Silva, Romero (6), Crain (6), Mulholland (7) and Blanco, LeCroy (8).															
HR — Jones, Williams, Matsui. T — 3:02. A — 54,803.															

GAME 4 Saturday, October 9 at Minnesota

New York	0	0	1	0	0	0	0	4	0	0	1	—	6	11	0
Minnesota	1	0	0	1	3	0	0	0	0	0	0	—	5	12	1
WP — Rivera. LP — Lohse.															
Vazquez, Loaiza (6), Gordon (8), Rivera (10) and Posada.															
Santana, Balfour (4), Rincón (4), Nathan (8), Lohse (9) and Blanco, Borders (9).															
HR — Blanco, Sierra. T — 4:16. A — 52,498.															

ATHLETICS:	AVG	G	AB	R	H	2B	3B	HR	RBI	BB	SO	SB
Bradley, rf	.077	3	13	1	1	0	0	1	2	0	1	0
Chavez, 3b	.200	3	10	2	2	1	0	1	1	2	4	0
Ellis, 2b	.286	2	7	0	2	0	0	0	0	0	2	0
Jimenez, 2b	.000	2	4	0	0	0	0	0	0	0	1	0
Kendall, c	.214	3	14	1	3	1	0	0	1	0	4	0
Kotsay, cf	.143	3	14	2	2	0	0	1	2	0	2	0
Payton, lf	.333	3	12	3	4	0	0	0	0	0	1	0
Scutaro, ss	.333	3	12	1	4	4	0	0	6	0	1	0
Swisher, 1b	.300	3	10	3	3	2	0	0	1	2	2	0
Thomas, dh	.500	3	10	3	5	1	0	2	2	2	1	0
Totals	.245	3	106	16	26	9	0	5	15	6	19	0

Pitchers:	W	L	ERA	G	GS	CG	SHO	SV	IP	H	R	ER	BB	SO
Calero	1	0	0.00	1	0	0	0	0	1.0	0	0	0	1	1
Duchscherer	0	0	2.25	2	0	0	0	0	4.0	1	1	1	0	4
Haren	1	0	3.00	1	1	0	0	0	6.0	9	2	2	1	2
Loaiza	0	0	3.60	1	1	0	0	0	5.0	8	2	2	0	2
Street	0	0	3.00	3	0	0	0	2	3.0	4	1	1	1	1
Zito	1	0	1.13	1	1	0	0	0	8.0	4	1	1	3	1
Totals	3	0	2.33	3	3	0	0	2	27.0	26	7	7	6	11

TWINS:	AVG	G	AB	R	H	2B	3B	HR	RBI	BB	SO	SB
Bartlett, ss	.273	3	11	0	3	1	0	0	0	0	2	0
Castillo, 2b	.273	3	11	0	3	0	0	0	0	3	3	0
Cuddyer, rf	.250	3	12	2	3	0	1	1	1	0	2	0
Ford, pr	.000	1	0	0	0	0	0	0	0	0	0	0
Hunter, cf	.273	3	11	1	3	1	0	1	2	0	1	0
Mauer, c	.182	3	11	0	2	0	0	0	0	1	0	0
Morneau, 1b	.417	3	12	3	5	1	0	2	2	0	0	0
Nevin, dh	.000	1	3	0	0	0	0	0	0	0	0	0
Punto, 3b	.167	3	12	0	2	0	0	0	0	0	1	0
Tyner, dh	.000	2	6	0	0	0	0	0	0	2	2	1
White, lf	.417	3	12	1	5	1	0	1	2	0	0	0
Totals	.257	3	101	7	26	4	1	5	7	6	11	1

Pitchers:	W	L	ERA	G	GS	CG	SHO	SV	IP	H	R	ER	BB	SO
Bonser	0	0	3.00	1	1	0	0	0	6.0	7	2	2	1	3
Crain	0	0	9.00	2	0	0	0	0	1.0	3	3	1	1	1
Guerrier	0	0	0.00	1	0	0	0	0	1.0	0	0	0	0	1
Nathan	0	0	0.00	1	0	0	0	0	0.2	1	0	0	0	1
Neshek	0	1	9.00	2	0	0	0	0	1.0	1	1	1	0	1
Perkins	0	0	0.00	1	0	0	0	0	0.1	2	0	0	0	0
Radke	0	1	6.75	1	1	0	0	0	4.0	5	4	3	1	2
Reyes	0	0	9.00	2	0	0	0	0	1.0	1	3	1	2	0
Rincón	0	0	3.00	2	0	0	0	0	3.0	1	1	1	0	3
Santana	0	1	2.25	1	1	0	0	0	8.0	5	2	2	1	8
Totals	0	3	3.81	3	3	0	0	0	26.0	26	16	11	6	19

GAME 1 Tuesday, October 3 at Minnesota

Oakland	0	2	0	0	0	0	0	1	—	3	7	0
Minnesota	0	0	0	0	0	1	0	1	—	2	5	2

WP — Zito. LP — Santana. Save — Street.
Zito, Street (9) and Kendall.
Santana, Crain (9), Neshek (9) and Mauer.
HR — Thomas (2), White. T — 2:19. A — 55,542.

GAME 2 Wednesday, October 4 at Minnesota

Oakland	0	0	0	2	0	2	0	1	—	5	11	0
Minnesota	0	0	0	0	2	0	0	—	—	2	9	0

WP — Calero. LP — Neshek. Save — Street.
Loaiza, Calero (6), Duchscherer (7), Street (9) and Kendall.
Bonser, Neshek (7), Reyes (7), Rincón (8), Nathan (9) and Mauer.
HR — Kotsay, Morneau, Cuddyer. T — 3:02. A — 55,710.

GAME 3 Friday, October 6 at Oakland

Minnesota	0	0	0	1	0	1	0	1	0	—	3	12	3
Oakland	0	2	0	0	0	4	0	x	—	8	8	1	

WP — Haren. LP — Radke.
Radke, Perkins (5), Rincón (5), Reyes (7), Crain (7), Guerrier and Mauer.
Haren, Duchscherer (7), Street (9) and Kendall.
HR — Hunter, Morneau, Chavez, Bradley. T — 2:55. A — 35,694.



2009 AMERICAN LEAGUE DIVISION SERIES

Twins vs. New York Yankees

YANKEES:	AVG	G	AB	R	H	2B	3B	HR	RBI	BB	SO	SB
Cabrera, pr-1f	.167	3	12	1	2	0	0	0	0	0	5	0
Cano, 2b	.167	3	12	1	2	0	0	0	1	0	1	0
Cervelli, c	.000	1	0	0	0	0	0	0	0	0	0	0
Damon, lf	.083	3	12	0	1	0	0	0	0	1	4	0
Gardner, cf-pr	.000	1	0	0	0	0	0	0	0	0	0	1
Hairston, pr	.000	1	0	0	0	0	0	0	0	0	0	0
Jeter, ss	.400	3	10	4	4	2	0	1	2	3	0	0
Matsui, dh	.222	3	9	1	2	0	0	1	2	3	3	0
Molina, c	.000	1	1	0	0	0	0	0	0	0	0	0
Posada, c-ph	.365	3	11	1	4	0	0	1	2	0	2	0
Rodriguez, 3b	.455	3	11	4	5	0	0	2	6	1	2	0
Swisher, rf	.083	3	12	0	1	1	0	0	1	0	4	0
Teixeira, 1b	.167	3	12	3	2	0	0	1	1	1	1	0
Totals	.225	3	102	15	23	3	0	6	15	9	22	1

Pitchers:	W	L	ERA	G	GS	CG	SHO	SV	IP	H	R	ER	BB	SO
Aceves	0	0	0.00	1	0	0	0	0	1.0	1	0	0	1	1
Burnett	0	0	1.50	1	1	0	0	0	6.0	3	1	1	5	6
Chamberlain	0	0	0.00	3	0	0	0	0	1.2	2	0	0	0	1
Coke	0	0	0.00	2	0	0	0	0	0.2	0	0	0	0	1
Hughes	0	0	9.00	3	0	0	0	0	2.0	5	2	2	1	3
Marte	0	0	0.00	1	0	0	0	0	0.0	2	0	0	0	0
Pettitte	1	0	1.42	1	1	0	0	0	6.1	3	1	1	1	7
Rivera	0	0	0.00	3	0	0	0	1	3.2	4	0	0	1	7
Robertson	1	0	0.00	1	0	0	0	0	1.0	1	0	0	0	0
Sabathia	1	0	1.35	1	1	0	0	0	6.2	8	2	1	0	8
Totals	3	0	1.55	3	3	0	0	29.0	29	6	5	9	34	34

TWINS:	AVG	G	AB	R	H	2B	3B	HR	RBI	BB	SO	SB
Cabrera, ss	.154	3	13	1	2	0	0	0	0	2	3	1
Cuddyer, 1b	.429	3	14	0	6	0	0	0	1	0	2	0
Gómez, cf	.000	1	4	1	0	0	0	0	0	1	2	0
Harris, dh-ph-3b	.250	3	12	1	3	0	1	0	1	0	3	0
Kubel, rf-dh	.071	3	14	0	1	0	0	0	0	0	9	0
Mauer, c	.417	3	12	1	5	1	0	0	1	2	4	0
Morales, dh	.000	1	3	0	0	0	0	0	0	0	2	0
Punto, 2b	.444	3	9	0	4	1	0	0	1	3	1	0
Span, cf-1f	.400	3	15	1	6	1	0	0	1	0	2	1
Tolbert, 3b	.200	2	5	0	1	0	0	0	0	0	1	0
Young, lf	.083	3	12	1	1	1	0	0	0	1	5	1
Totals	.257	3	113	6	29	4	1	0	5	9	34	3

Pitchers:	W	L	ERA	G	GS	CG	SHO	SV	IP	H	R	ER	BB	SO
Blackburn	0	0	1.59	1	1	0	0	0	5.2	3	1	1	2	3
Duensing	0	1	9.64	1	1	0	0	0	4.2	7	5	5	1	3
Guerrier	0	0	0.00	2	2	0	0	0	2.0	0	0	0	0	2
Liriano	0	0	4.50	1	0	0	0	0	2.0	1	2	1	1	1
Mahay	0	0	5.40	3	0	0	0	0	1.2	0	1	1	1	2
Mijares	0	1	13.50	2	0	0	0	0	0.2	1	1	1	1	0
Nathan	0	0	9.00	2	0	0	0	0	2.0	5	2	2	1	2
Pavano	0	1	2.57	1	1	0	0	0	7.0	5	2	2	0	9
Rauch	0	0	6.75	3	0	0	0	0	1.1	1	1	1	2	0
Totals	0	3	4.67	3	3	0	0	27.0	23	15	14	9	22	22

GAME 1 Wednesday, October 7 at New York

Minnesota	0	0	2	0	0	0	0	0	—	2	9	1	
New York	0	0	2	1	3	0	1	0	x	—	7	9	0

WP — Sabathia. LP — Duensing.
 Sabathia, Hughes (7), Coke (8), Chamberlain (8), Rivera (9) and Posada.
 Duensing, Liriano (5), Rauch (7), Mahay (8) and Mauer.
 HR — Jeter, Matsui. T — 3:38. A — 49,464.

GAME 3 Sunday, October 11 at Minnesota

New York	0	0	0	0	0	0	2	0	2	—	4	7	0
Minnesota	0	0	0	0	1	0	0	0	0	—	1	7	0

WP — Pettitte. LP — Pavano. Save — Rivera.
 Pettitte, Chamberlain (7), Hughes (8), Rivera (8) and Posada.
 Pavano, Guerrier (8), Mahay (9), Rauch (9), Mijares (9), Nathan (9) and Mauer.
 HR — Rodriguez, Posada. T — 3:45. A — 54,735.

GAME 2 Friday, October 9 at New York

Minnesota	0	0	0	0	0	1	0	2	0	0	—	3	12	1
New York	0	0	0	0	1	0	0	2	0	1	—	4	7	0

WP — Robertson. LP — Mijares.
 Burnett, Chamberlain (7), Coke (7), Hughes (8), Rivera (9), Aceves (10), Marte (11), Robertson (11) and Molina, Posada (7).
 Blackburn, Mahay (6), Rauch (7), Guerrier (8), Nathan (9), Mijares (10) and Mauer.
 HR — Rodriguez, Teixeira. T — 4:22. A — 50,006.



2010 AMERICAN LEAGUE DIVISION SERIES

Twins vs. New York Yankees

YANKEES:	AVG	G	AB	R	H	2B	3B	HR	RBI	BB	SO	SB
Berkman, dh-1b	.500	1	4	2	2	1	0	1	2	0	1	0
Cano, 2b	.333	3	12	3	4	0	1	0	1	0	0	0
Gardner, lf	.200	3	10	1	2	0	0	0	1	1	3	1
Golson, rf	.000	2	0	0	0	0	0	0	0	0	0	0
Granderson, cf	.455	3	11	2	5	1	1	0	3	1	1	1
Jeter, ss	.286	3	14	0	4	0	0	0	1	0	3	1
Posada, cc	.273	3	11	2	3	0	0	0	2	1	4	0
Rodriguez, 3b	.273	3	11	1	3	0	0	0	1	1	2	1
Swisher, rf	.333	3	12	3	4	2	0	1	1	1	1	0
Teixeira, 1b	.308	3	13	2	4	1	0	1	3	1	2	0
Thames, dh	.286	2	7	1	2	0	0	1	2	1	1	0
Totals	.314	3	105	17	33	5	2	4	17	7	18	4

Pitchers:	W	L	ERA	G	GS	CG	SHO	SV	IP	H	R	ER	BB	SO	
Hughes	1	0	0.00	1	1	0	0	0	7.0	4	0	0	0	1	6
Logan	0	0	0.00	2	0	0	0	0	1.0	1	0	0	0	0	0
Pettitte	1	0	2.57	1	1	0	0	0	7.0	5	2	2	2	1	4
Rivera	0	0	0.00	3	0	0	0	2	3.1	2	0	0	0	0	1
Robertson	0	0	0.00	2	0	0	0	0	0.2	0	0	0	0	1	1
Sabathia	1	0	4.50	1	1	0	0	0	6.0	5	4	3	3	3	5
Wood	0	0	4.50	3	0	0	0	0	2.0	4	1	1	1	2	3
Totals	3	0	2.00	3	3	0	0	2	27.0	21	7	6	8	20	

TWINS:	AVG	G	AB	R	H	2B	3B	HR	RBI	BB	SO	SB
Cuddyer, 1b	.182	3	11	1	2	1	0	1	2	0	4	0
Hardy, ss	.100	3	10	0	1	1	0	0	0	0	2	0
Hudson, 2b	.333	3	12	2	4	0	0	1	2	0	2	0
Kubel, rf	.000	3	8	0	0	0	0	0	0	3	2	0
Mauer, c	.250	3	12	0	3	0	0	0	0	1	3	0
Repko, pr-rf	.000	1	0	0	0	0	0	0	0	0	0	0
Span, cf	.308	3	13	0	4	0	0	0	0	0	0	0
Thome, dh	.100	3	10	2	1	0	0	0	0	2	3	0
Tolbert, pr-3b	.000	1	0	0	0	0	0	0	0	0	0	0
Valencia, 3b	.222	3	9	1	2	1	0	0	2	1	3	0
Young, lf	.333	3	12	7	4	3	1	0	0	1	1	0
Totals	.216	3	97	7	21	3	1	2	6	8	20	0

Pitchers:	W	L	ERA	G	GS	CG	SHO	SV	IP	H	R	ER	BB	SO
Baker	0	0	3.86	1	0	0	0	0	2.1	3	1	1	0	2
Capps	0	0	9.00	1	0	0	0	0	1.0	2	1	1	0	0
Crain	0	1	54.00	1	0	0	0	0	0.1	3	2	2	0	0
Duensing	0	1	13.50	1	1	0	0	0	3.1	7	5	5	1	1
Fuentes	0	0	0.00	2	0	0	0	0	2.2	1	0	0	0	2
Guerrier	0	0	0.00	2	0	0	0	0	1.2	1	0	0	1	2
Liriano	0	0	6.35	1	1	0	0	0	5.2	6	4	4	3	7
Mijares	0	0	0.00	3	0	0	0	0	1.1	0	0	0	1	0
Pavano	0	1	6.00	1	1	0	0	0	6.0	10	4	4	1	3
Rauch	0	0	0.00	2	0	0	0	0	1.2	0	0	0	0	1
Totals	0	3	5.88	3	3	0	0	0	26.0	33	17	17	7	18

GAME 1 Wednesday, October 6 at Minnesota

New York 0 0 0 0 0 4 2 0 0 — 6 9 0
Minnesota 0 2 1 0 0 1 0 0 0 — 4 8 0
 WP — Sabathia. LP — Crain. Save — Rivera.
 Sabathia, Logan (7), Robertson (7), Wood (8), Rivera (8) and Posada.
 Liriano, Mijares (6), Crain (7), Fuentes (7), Rauch (9) and Mauer.
 HR — Cuddyer, Teixeira. T — 3:47. A — 42,032.

GAME 2 Thursday, October 7 at Minnesota

New York 0 0 0 1 1 0 2 0 1 — 5 12 0
Minnesota 0 1 0 0 0 1 0 0 0 — 2 6 0
 WP — Pettitte. LP — Pavano. Save — Rivera.
 Pettitte, Wood (8), Rivera (9) and Posada.
 Pavano, Mijares (7), Rauch (7), Guerrier (8), Capps (9) and Mauer.
 HR — Berkman, Hudson. T — 2:59. A — 42,035.

GAME 3 Saturday, October 9 at New York

Minnesota 0 0 0 0 0 0 0 1 0 0 — 1 7 0
 New York 0 1 1 3 0 0 0 1 0 x — 6 12 0
 WP — Hughes. LP — Duensing.
 Hughes, Wood (8), Logan (8), Robertson (8), Rivera (9) and Posada.
 Duensing, Guerrier (4), Baker (5), Mijares (7), Fuentes (8) and Mauer.
 HR — Thames, Swisher. T — 3:06. A — 50,840.

POSTSEASON

2017 AMERICAN LEAGUE WILD CARD GAME

Twins vs. New York Yankees

Twins.....	3	0	1	0	0	0	0	0	0	0	0	0	—	4	9	1
Yankees.....	3	1	1	2	0	0	1	0	0	1	0	X	—	8	9	0

Twins	AB	R	H	RBI
Brian Dozier, 2b.....	4	1	2	1
Joe Mauer, 1b.....	5	0	1	0
Jorge Polanco, ss.....	4	2	1	0
Eddie Rosario, lf-cf.....	3	1	1	2
Eduardo Escobar, 3b.....	4	0	2	0
Max Kepler, rf.....	3	0	1	0
Byron Buxton, cf.....	2	0	0	1
Zack Granite, cf.....	2	0	1	0
Chris Gimenez, c.....	0	0	0	0
Jason Castro, c.....	3	0	0	0
Ehire Adrianza, ph-lf.....	1	0	0	0
Robbie Grossman, dh.....	4	0	0	0
Totals.....	35	4	9	4

Yankees	AB	R	H	RBI
Brett Gardner, lf.....	4	3	2	1
Aaron Judge, rf.....	4	3	2	2
Gary Sánchez, c.....	4	1	2	0
Didi Gregorius, ss.....	3	1	1	3
Starlin Castro, 2b.....	4	0	0	0
Greg Bird, 1b.....	3	0	1	1
Aaron Hicks, cf.....	3	0	1	1
Jacoby Ellsbury, dh.....	4	0	0	0
Todd Frazier, 3b.....	4	0	0	0
Totals.....	33	8	9	8

E — Rosario. LOB — Twins 8, Yankees 6. 2B — Kepler, Sanchez. HR — Dozier, Rosario, Gregorius, Gardner, Judge. IBB — Gregorius. GDP — Mauer. SB — Buxton.

PITCHING

Twins	IP	H	R	ER	BB	SO
Ervin Santana.....	2.0	3	4	4	2	0
José Berrios (L).....	3.0	5	3	3	0	4
Trevor Hildenberger.....	1.1	1	1	1	2	0
Taylor Rogers.....	0.1	0	0	0	0	1
Alan Busenitz.....	0.1	0	0	0	1	0
Matt Belisle.....	1.0	0	0	0	0	0
Totals.....	8.0	9	8	8	5	5

Yankees	IP	H	R	ER	BB	SO
Luis Severino.....	0.1	4	3	3	1	0
Chad Green.....	2.0	1	1	1	2	4
David Robertson (W).....	3.1	3	0	0	1	5
Tommy Kahnle.....	2.1	0	0	0	0	1
Aroldis Chapman.....	1.0	1	0	0	0	3
Totals.....	9.0	9	4	4	4	13

WP — Robertson. IBB — Hildenberger. Umpires — Marquez, Winters, Cooper, Barksdale, Gibson, Tumpane.
T — 3:51. A — 49,280. Weather — 62 degrees.



DID YOU Know?

...that Brian Dozier's leadoff home run in the 2017 AL Wild Card game marked the first time in baseball history that a given year's slate of Postseason games began with a home run.



2019 AMERICAN LEAGUE DIVISION SERIES

Twins vs. New York Yankees

YANKEES:	AVG	G	AB	R	H	2B	3B	HR	RBI	BB	SO	SB
Encarnacion, dh	.308	3	13	2	4	2	0	0	2	1	2	0
Gardner, cf	.250	3	12	3	3	0	0	1	3	1	5	0
Gregorius, ss	.400	3	10	2	4	0	0	1	6	2	3	0
Judge, rf	.333	3	9	3	3	0	0	0	4	4	1	0
LeMahieu, 1b	.286	3	14	4	4	2	0	1	4	1	4	0
Maybin, pr-1f	.333	3	3	2	1	0	0	1	1	0	2	2
Sanchez, c	.125	3	8	1	1	0	0	0	3	4	4	0
Stanton, lf	.167	3	6	0	1	0	0	0	1	4	2	0
Torres, 2b	.417	3	12	5	5	3	0	1	4	1	2	2
Urshela, 3b	.250	3	12	1	3	1	0	0	0	0	2	0
Totals	.293	3	99	23	29	8	0	5	21	17	27	4

Pitchers:	W	L	ERA	G	GS	CG	SHO	SV	IP	H	R	ER	BB	SO
Britton	0	0	3.86	2	0	0	0	0	2.1	1	1	1	1	1
Chapman	0	0	0.00	2	0	0	0	1	2.2	1	0	0	2	4
Green	1	0	0.00	2	0	0	0	0	2.0	2	0	0	0	1
Happ	0	0	0.00	1	0	0	0	0	1.0	1	0	0	1	2
Kahnle	1	0	3.86	3	0	0	0	0	2.1	2	1	1	1	3
Loaisiga	0	0	9.00	1	0	0	0	0	1.0	2	1	1	0	2
Lyons	0	0	0.00	1	0	0	0	0	1.0	0	0	0	0	2
Ottavino	0	0	0.00	3	0	0	0	0	1.0	1	0	0	2	1
Paxton	0	0	5.79	1	1	0	0	0	4.2	5	3	3	1	8
Severino	0	0	0.00	1	1	0	0	0	4.0	4	0	0	2	4
Tanaka	1	0	1.80	1	1	0	0	0	5.0	3	1	1	1	7
Totals	3	0	2.33	3	3	0	0	1	27.0	22	7	7	11	35

TWINS:	AVG	G	AB	R	H	2B	3B	HR	RBI	BB	SO	SB
Arraez, 2b-3b	.455	3	11	1	5	4	0	0	1	0	2	0
Cave, lf	.250	2	4	0	1	0	0	0	0	0	2	0
Cron, 1b-ph	.200	2	5	0	1	0	0	0	0	1	1	0
Cruz, dh	.200	3	10	2	2	0	0	1	1	4	3	0
Garver, c	.167	3	12	1	2	0	0	0	1	1	5	0
Gonzalez, lf-1b	.273	3	11	0	3	1	0	0	0	0	4	0
Kepler, cf	.000	3	10	0	0	0	0	0	0	3	3	0
Polanco, ss	.273	3	11	1	3	0	0	1	2	2	1	1
Rosario, rf	.308	3	13	1	4	1	0	1	1	0	4	0
Sanó, 3b-1b	.083	3	12	1	1	0	0	1	1	0	8	0
Schoop, ph-2b	.000	2	2	0	0	0	0	0	0	0	2	0
Totals	.218	3	101	7	22	6	0	4	7	11	35	1

Pitchers:	W	L	ERA	G	GS	CG	SHO	SV	IP	H	R	ER	BB	SO
Berrios	0	0	2.25	1	1	0	0	0	4.0	4	3	1	3	6
Dobnak	0	1	18.00	1	1	0	0	0	2.0	6	4	4	2	0
Duffey	0	0	21.60	2	0	0	0	0	1.2	3	4	4	2	4
Gibson	0	0	27.00	1	0	0	0	0	1.0	1	3	3	3	1
Graterol	0	0	0.00	1	0	0	0	0	1.0	0	0	0	0	2
Littell	0	1	54.00	2	0	0	0	0	0.1	0	2	2	1	0
May	0	0	0.00	2	0	0	0	0	1.0	1	0	0	0	2
Odorizzi	0	1	3.60	1	1	0	0	0	5.0	5	2	2	0	5
Rogers	0	0	4.50	1	0	0	0	0	2.0	2	1	1	0	2
Romo	0	0	9.00	2	0	0	0	0	2.0	2	2	2	2	1
Smeltzer	0	0	0.00	1	0	0	0	0	3.1	2	0	0	3	4
Stashak	0	0	10.80	2	0	0	0	0	1.2	3	2	2	1	0
Totals	0	3	7.56	3	3	0	0	0	25.0	29	23	21	17	27

POSTSEASON

GAME 1 Friday, October 4 at New York

Minnesota	1	0	1	0	1	1	0	0	0	—	4	7	1
New York	0	0	3	0	2	2	3	0	x	—	10	8	1

WP — Kahnle. LP — Littell.
 Paxton, Ottavino (5), Kahnle (5), Green (6), Britton (7), Happ (8), Chapman (9) and Sánchez.

Berrios, Littell (5), Duffey (5), Stashak (6), Gibson (7), Graterol (8) and Garver.
 HR — Polanco, Cruz, Sanó, LeMahieu, Gardner. T — 4:15. A — 49,233.

GAME 3 Monday, October 7 at Minnesota

New York	0	1	1	0	0	0	1	0	2	—	5	10	0
Minnesota	0	0	0	0	0	0	0	1	0	—	1	9	1

WP — Green. LP — Odorizzi.
 Severino, Kahnle (5), Ottavino (5), Green (5), Britton (7), Chapman (8) and Sánchez.

Odorizzi, Rogers (6), Romo (8), May (9) and Garver.
 HR — Torres, Maybin, Rosario. T — 4:02. A — 41,121

GAME 2 Saturday, October 5 at New York

Minnesota	0	0	0	1	0	0	0	0	1	—	2	6	0
New York	1	0	7	0	0	0	0	0	x	—	8	11	0

WP — Tanaka. LP — Dobnak.
 Tanaka, Kahnle (6), Ottavino (7), Lyons (8), Loaisiga (9) and Sánchez.
 Dobnak, Duffey (3), Smeltzer (3), Stashak (7), May (7), Romo (8), Littell (8) and Garver.

HR — Gregorius. T — 3:34. A — 49,277.

ASTROS:	AVG	G	AB	R	H	2B	3B	HR	RBI	BB	SO	SB
Altuve, 2b	.000	2	7	0	0	0	0	0	1	2	0	0
Brantley, dh	.286	2	7	2	2	1	0	0	2	2	2	0
Bregman, 3b	.143	2	7	0	1	0	0	0	0	2	0	0
Correa, ss	.500	2	6	2	3	0	0	1	1	2	1	0
Gurriel, 1b	.125	2	8	1	1	0	0	0	0	0	1	0
Maldonado, c	.143	2	7	0	1	0	0	0	0	0	3	0
Reddick, rf	.125	2	8	1	1	0	0	0	0	0	4	0
Springer, cf-rf	.111	2	9	1	1	0	0	0	1	0	1	0
Straw, cf	1	0	0	0	0	0	0	0	0	0	0	0
Tucker, lf	.375	2	8	0	3	0	0	0	2	0	1	0
Totals	.194	2	67	7	13	1	0	1	7	8	13	0

Pitchers:	W	L	ERA	G	GS	CG	SHD	SV	IP	H	R	ER	BB	SO
Greinke	0	0	2.25	1	1	0	0	0	4.0	2	1	1	3	1
Javier	1	0	0.00	1	0	0	0	0	3.0	0	0	0	2	2
Pressly	0	0	0.00	1	0	0	0	1	1.0	0	0	0	0	2
Raley	0	0	0.00	1	0	0	0	0	0.2	1	0	0	1	1
Urquidy	0	0	2.08	1	1	0	0	0	4.1	2	1	1	2	3
Valdez	1	0	0.00	1	0	0	0	0	5.0	2	0	0	2	5
Totals	2	0	1.00	2	2	0	0	1	18.0	7	2	2	10	14

TWINS:	AVG	G	AB	R	H	2B	3B	HR	RBI	BB	SO	SB
Arraez, 2b	.000	2	6	0	0	0	0	0	0	2	1	0
Astudillo, ph	.000	1	1	0	0	0	0	0	0	0	0	0
Avila, c	.000	1	0	0	0	0	0	0	0	0	0	0
Buxton, cf-pr	.250	2	4	0	1	0	0	0	0	0	3	0
Cave, lf	.000	1	1	0	0	0	0	0	0	0	1	0
Cruz, dh	.333	2	6	0	2	2	0	0	2	2	1	0
Garver, ph	.000	1	1	0	0	0	0	0	0	0	1	0
Gonzalez, 3b	.200	2	5	1	1	0	0	0	0	1	0	0
Jeffers, c	.000	2	5	0	0	0	0	0	0	0	2	0
Kepler, rf-cf	.000	2	5	1	0	0	0	0	0	3	1	0
Kirilloff, rf	.250	1	4	0	1	0	0	0	0	0	0	0
Polanco, ss	.143	2	7	0	1	0	0	0	0	1	2	0
Rosario, lf	.000	2	7	0	0	0	0	0	0	0	1	0
Sanó, 1b	.143	2	7	0	1	0	0	0	0	1	0	0
Totals	.119	2	59	2	7	2	0	0	2	10	14	1

Pitchers:	W	L	ERA	G	GS	CG	SHD	SV	IP	H	R	ER	BB	SO
Berrios	0	0	1.80	1	1	0	0	0	5.0	2	1	1	2	4
Duffey	0	0	4.50	2	0	0	0	0	2.0	3	1	1	1	2
Maeda	0	0	0.00	1	1	0	0	0	5.0	2	0	0	3	5
May	0	0	0.00	2	0	0	0	0	2.0	0	0	0	0	0
Rogers	0	0	9.00	2	0	0	0	0	1.0	2	1	1	1	1
Romo	0	1	0.00	1	0	0	0	0	0.2	2	3	0	1	0
Stashak	0	1	4.50	1	0	0	0	0	2.0	1	1	1	0	1
Thielbar	0	0	0.00	1	0	0	0	0	0.1	1	0	0	0	0
Totals	0	2	2.00	2	2	0	0	0	18.0	13	7	4	8	13

GAME 1 Tuesday, September 29 at Minnesota

Houston	0	0	0	0	0	1	0	3	—	4	8	0
Minnesota	0	0	1	0	0	0	0	0	—	1	4	1

WP — Valdez. LP — Romo.

Greinke, Valdez (5) and Maldonado.

Maeda, May (6), Duffey (7), Rogers (8), Romo (9), Thielbar (9), Jeffers and Avila (8).

T — 3:49. A — None.

GAME 2 Wednesday, September 30 at Minnesota

Houston	0	0	0	1	0	0	1	0	1	—	3	5	1
Minnesota	0	0	0	1	0	0	0	0	0	—	1	3	0

WP — Javier. LP — Stashak. Save — Pressly.

Urquidy, Raley (5), Javier (6), Pressly (9) and Maldonado.

Berrios, Stashak (6), May (8), Rogers (9), Duffey (9) and Jeffers.

HR — Correa T — 3:32. A — None.



BLUE JAYS:	AVG	G	AB	R	H	2B	3B	HR	RBI	BB	SO	SB
Belt, dh	.000	2	8	0	0	0	0	0	0	0	5	0
Bichette, ss	.500	2	8	1	4	0	0	0	0	0	2	0
Biggio, 2b-lf	.125	2	8	0	1	0	0	0	0	0	3	0
Chapman, 3b	.143	2	7	0	1	0	0	0	0	1	3	0
Espinal, ph-2b	1.000	1	2	0	2	0	0	0	0	0	0	0
Guerrero Jr., 1b	.143	2	7	0	1	1	0	0	0	1	0	0
Kiermaier, cf	.400	2	5	0	2	0	0	0	1	1	2	0
Kirk, c	.333	2	6	0	2	0	0	0	0	1	1	0
Merrifield, ph-lf-pr	.000	2	1	0	0	0	0	0	0	1	0	0
Springer, rf	.222	2	9	0	2	0	0	0	0	0	0	0
Varsho, lf-cf	.000	2	5	0	0	0	0	0	0	0	3	0
Totals	.227	2	66	1	15	1	0	0	1	5	19	0

Pitchers:	W	L	ERA	G	GS	CG	SHO	SV	IP	H	R	ER	BB	SO
Berrios	0	1	3.00	1	1	0	0	0	3.0	3	1	1	1	5
Cabrera	0	0	0.00	1	0	0	0	0	0.2	0	0	0	0	2
Garcia	0	0	0.00	1	0	0	0	0	1.1	0	0	0	0	3
Gausman	0	1	6.75	1	1	0	0	0	4.0	3	3	3	3	5
Green	0	0	0.00	1	0	0	0	0	1.1	0	0	0	0	5
Hicks	0	0	0.00	1	0	0	0	0	1.0	1	0	0	2	2
Kikuchi	0	0	5.40	1	0	0	0	0	1.2	3	1	1	1	0
Mayza	0	0	0.00	1	0	0	0	0	0.1	1	0	0	0	0
Romano	0	0	0.00	1	0	0	0	0	1.1	1	0	0	0	1
Swanson	0	0	0.00	2	0	0	0	0	1.1	0	0	0	3	2
Totals	0	2	2.81	2	2	0	0	0	16.0	12	5	5	11	21

TWINS:	AVG	G	AB	R	H	2B	3B	HR	RBI	BB	SO	SB
Castro, lf-ph	.250	2	4	0	1	0	0	0	0	0	2	0
Correa, ss	.429	2	7	0	3	0	0	0	0	1	0	1
Farmer, ph-3b-pr	.000	2	1	0	0	0	0	0	0	0	1	0
Jeffers, c	.000	2	6	0	0	0	0	0	0	2	2	0
Julien, 2b	.167	2	6	1	1	0	0	0	0	1	2	0
Kepler, rf	.250	2	8	1	2	0	0	0	0	0	3	0
Kirilloff, 1b	.000	2	2	0	0	0	0	0	0	1	1	0
Lewis, dh	.333	2	6	3	2	0	0	2	3	2	1	0
Polanco, 3b-2b	.286	2	7	0	2	0	0	0	0	1	3	1
Solano, ph-1b	.000	2	2	0	0	0	0	0	0	3	0	0
Taylor, cf	.167	2	6	0	1	0	0	0	0	0	4	0
Waller, lf	.000	2	3	0	0	0	0	0	0	1	1	0
Totals	.207	2	58	5	12	0	0	2	4	11	21	1

Pitchers:	W	L	ERA	G	GS	CG	SHO	SV	IP	H	R	ER	BB	SO
Duran	0	0	0.00	2	1	0	0	2	2.0	1	0	0	1	5
Gray	1	0	0.00	1	1	0	0	0	5.0	5	0	0	2	6
Jax	0	0	0.00	2	0	0	0	0	2.0	1	0	0	0	2
López	1	0	1.59	1	1	0	0	0	5.2	5	1	1	2	3
Stewart	0	0	0.00	1	0	0	0	0	1.0	0	0	0	0	2
Thielbar	0	0	0.00	2	0	0	0	0	1.2	1	0	0	0	0
Varland	0	0	0.00	2	0	0	0	0	0.2	2	0	0	0	1
Totals	2	0	0.50	2	2	0	1	2	18.0	15	1	1	5	19

GAME 1 Tuesday, October 3 at Minnesota

Toronto	0	0	0	0	1	0	0	0	—	1	6	0
Minnesota	2	0	1	0	0	0	0	x	—	3	5	1
WP — López. LP — Gausman. Save — Duran.												
Gausman, Swanson (5), Mayza (5), Green (6), Cabrera (7), Hicks (8) and Kirk.												
López, Varland (6), Thielbar (7), Jax (8), Duran (9) and Jeffers.												
HR — Lewis (2). T — 2:40. A — 38,450.												

GAME 2 Wednesday, October 4 at Minnesota

Toronto	0	0	0	0	0	0	0	0	—	0	9	1	
Minnesota	0	0	0	2	0	0	0	0	x	—	2	7	0
WP — Gray. LP — Berrios. Save — Duran.													
Berrios, Kikuchi (4), Garcia (5), Swanson (7), Romano (8) and Kirk.													
Gray, Varland (6), Thielbar (6), Stewart (7), Jax (8), Duran (9) and Jeffers.													
T — 2:51. A — 38,518.													



POSTSEASON

ASTROS:	AVG	G	AB	R	H	2B	3B	HR	RBI	BB	SO	SB
Abreu, 1b	.313	4	16	3	5	0	0	3	8	1	2	0
Altuve, 2b	.235	4	17	2	4	0	0	1	1	0	2	0
Alvarez, dh-1f	.438	4	16	7	7	2	0	4	6	1	5	0
Brantley, lf-dh	.273	3	11	1	3	0	0	1	1	1	3	1
Bregman, 3b	.200	4	15	4	3	0	0	1	2	1	6	0
Diaz, ph-c-dh	.000	2	6	0	0	0	0	0	0	0	4	0
Dubón, pr-cf	.400	3	5	0	2	0	0	0	0	0	1	0
Maldonado, c	.167	4	12	0	2	0	0	0	0	1	4	0
McCormick, cf-1f	.364	4	11	0	4	0	0	0	1	0	3	0
Peña, ss	.267	4	15	1	4	1	0	0	0	1	1	0
Tucker, rf	.143	4	14	2	2	1	0	0	1	3	6	0
Totals	.261	4	138	20	36	4	0	10	20	9	37	1

Pitchers:	W	L	ERA	G	GS	CG	SHO	SV	IP	H	R	ER	BB	SO
Abreu	0	0	0.00	3	0	0	0	0	3.1	2	0	0	0	7
Brown	0	0	4.50	2	0	0	0	0	2.0	2	1	1	1	2
Javier	1	0	0.00	1	1	0	0	0	5.0	1	0	0	0	5
Maton	0	0	0.00	2	0	0	0	0	1.2	0	0	0	0	1
Montero	0	0	0.00	2	0	0	0	0	2.2	1	0	0	0	1
Nevis	0	0	18.00	2	0	0	0	0	2.0	3	4	4	1	5
Pressly	0	0	0.00	2	0	0	0	2	2.0	0	0	0	0	5
Stanek	0	0	6.75	1	0	0	0	0	1.1	2	1	1	0	0
Urquidy	1	0	3.18	1	1	0	0	0	5.2	3	2	2	1	6
Valdez	0	1	10.38	1	1	0	0	0	4.1	7	5	5	3	5
Verlander	1	0	0.00	1	1	0	0	0	6.0	4	0	0	0	3
Totals	3	1	3.25	4	4	0	0	2	36.0	25	13	13	16	52

TWINS:	AVG	G	AB	R	H	2B	3B	HR	RBI	BB	SO	SB
Buxton, ph	.000	1	1	0	0	0	0	0	0	0	0	0
Castro, ph-cf-1f-3b	.182	4	11	1	2	0	0	0	1	2	4	0
Correa, ss	.400	4	15	1	6	3	0	0	3	1	4	0
Farmer, 3b	.333	1	3	1	1	0	0	1	2	0	1	0
Jeffers, c	.154	4	13	1	2	0	0	0	0	0	6	0
Julien, 2b-ph-dh	.364	4	11	1	4	2	0	1	2	4	6	0
Kepler, rf	.200	4	15	0	3	2	0	0	0	0	1	7
Kirilloff, 1b-ph	.000	3	7	0	0	0	0	0	0	0	1	3
Lewis, dh-3b	.188	4	16	3	3	0	0	2	2	2	7	0
Polanco, 3b-2b	.143	4	14	2	2	0	0	1	3	3	5	0
Solano, ph-1b	.125	3	8	1	1	0	0	0	0	0	4	0
Stevenson, lf	.000	1	0	0	0	0	0	0	0	0	0	0
Taylor, cf	.143	3	7	1	1	0	0	0	0	0	1	0
Waller, lf	.000	3	5	1	0	0	0	0	0	2	4	0
Totals	.198	4	126	13	25	7	0	5	13	16	52	0

Pitchers:	W	L	ERA	G	GS	CG	SHO	SV	IP	H	R	ER	BB	SO
Duran	0	0	0.00	2	0	0	0	0	3.0	1	0	0	0	1
Gray	0	1	9.00	1	1	0	0	0	4.0	8	5	4	1	6
Jax	0	0	0.00	2	0	0	0	0	1.2	0	0	0	0	3
López	1	0	0.00	1	1	0	0	0	7.0	6	0	0	1	7
Maeda	0	0	6.75	2	0	0	0	0	4.0	6	3	3	3	4
Ober	0	1	12.46	2	1	0	0	0	4.1	8	6	6	1	4
Paddack	0	0	0.00	2	0	0	0	0	3.2	1	0	0	0	6
Pagán	0	0	0.00	2	0	0	0	0	2.0	0	0	0	0	1
Ryan	0	0	4.50	1	1	0	0	0	2.0	2	1	1	0	1
Stewart	0	0	9.00	2	0	0	0	0	2.0	1	2	2	1	2
Thielbar	0	1	20.25	2	0	0	0	0	1.1	3	3	3	1	2
Totals	1	3	4.89	4	4	0	0	0	35.0	36	20	19	9	37

GAME 1 Saturday, October 7 at Houston

Minnesota	0	0	0	0	0	4	0	0	—	4	9	0	
Houston	1	0	2	0	2	0	1	0	x	—	6	9	0

WP — Verlander. LP — Ober. Save — Pressly.
 Ober, Maeda (4), Paddack (6), Thielbar (7), Pagán (8) and Jeffers.
 Verlander, Nevis (7), Abreu (7), Pressly (9) and Maldonado.
 HR — Polanco, Lewis, Altuve, Alvarez (2). T — 2:58. A — 43,024.

GAME 2 Sunday, October 8 at Houston

Minnesota	1	2	0	0	2	0	1	0	0	—	6	10	0
Houston	0	0	0	0	0	0	0	2	0	—	2	7	0

WP — López. LP — Valdez.
 López, Stewart (8), Duran (9) and Jeffers.
 Valdez, Maton (5), Stanek (6), Montero (7), Brown (9), Maldonado and Diaz.
 HR — Farmer, Alvarez. T — 3:09. A — 43,017.

GAME 3 Tuesday, October 10 at Minnesota

Houston	4	0	0	0	1	1	0	0	3	—	9	14	0
Minnesota	0	0	0	0	0	1	0	0	0	—	1	3	1

WP — Javier. LP — Gray.
 Javier, Brown (6), Abreu (7), Maton (8), Montero (9) and Maldonado.
 Gray, Pagán (5), Maeda (6), Ober (8), Jax (9) and Jeffers.
 HR — Abreu (2), Bregman, Alvarez. T — 3:10. A — 41,017.

GAME 4 Wednesday, October 11 at Minnesota

Houston	0	1	0	2	0	0	0	0	0	—	3	6	0
Minnesota	1	0	0	0	1	0	0	0	0	—	2	3	0

WP — Urquidy. LP — Thielbar. Save — Pressly.
 Urquidy, Nevis (6), Abreu (8), Pressly (9) and Maldonado.
 Ryan, Stewart (3), Thielbar (4), Paddack (4), Jax (7), Duran (8) and Jeffers.
 HR — Brantley, Abreu, Lewis. T — 2:38. A — 40,977.

TWINS POSTSEASON RECORDS

SERIES-BY-SERIES

YEAR	SERIES	OPPONENT	W	L
1965	WS	Los Angeles-NL	3	4
1969	ALCS	Baltimore	0	3
1970	ALCS	Baltimore	0	3
1987	ALCS	Detroit	4	1
	WS	St. Louis	4	3
1991	ALCS	Toronto	4	1
	WS	Atlanta	4	3
2002	ALDS	Oakland	3	2
	ALCS	Anaheim	1	4
2003	ALDS	New York-AL	1	3
2004	ALDS	New York-AL	1	3
2006	ALDS	Oakland	0	3
2009	ALDS	New York-AL	0	3
2010	ALDS	New York-AL	0	3
2017	ALWC	New York-AL	0	1
2019	ALDS	New York-AL	0	3
2020	ALWCS	Houston	0	2
2023	ALWCS	Toronto	2	0
	ALDS	Houston	1	3

ALL ROUNDS

	W	L
AL Wild Card Game (0-1 in series, 1 game)	0	1
AL Wild Card Series (1-1 in series, 4 games)	2	2
AL Division Series (1-7 in series, 29 games)	6	23
AL Championship Series (2-3 in series, 21 games)	9	12
World Series (2-1 in series, 21 games)	11	10
TOTAL (6-13 in series, 76 games)	28	48

RECORD BY OPPONENT

YEAR	ALWC	ALWCS	ALDS	ALCS	WS	TOTAL
Atlanta	--	--	--	--	4-3 (1-0)	4-3 (1-0)
Baltimore	--	--	--	0-6 (0-2)	--	0-6 (0-2)
Detroit	--	--	--	4-1 (1-0)	--	4-1 (1-0)
Houston	--	0-2 (0-1)	1-3 (0-1)	--	--	1-5 (0-2)
Los Angeles-AL	--	--	--	1-4 (0-1)	--	1-4 (0-1)
Los Angeles-NL	--	--	--	--	3-4 (0-1)	3-4 (0-1)
New York-AL	0-1 (0-1)	--	2-15 (0-5)	--	--	2-16 (0-6)
Oakland	--	--	3-5 (1-1)	--	--	3-5 (1-1)
St. Louis	--	--	--	--	4-3 (1-0)	4-3 (1-0)
Toronto	--	2-0 (1-0)	--	4-1 (1-0)	--	6-1 (2-0)

Record (Series Record)

POSTSEASON AWARDS

YEAR	SERIES	AWARD	PLAYER
1965	WS	World Series MVP	Sandy Koufax
1987	ALCS	Leland S. MacPhail, Jr. Award (ALCS MVP)	Gary Gaetti
	WS	World Series MVP	Frank Viola
1991	ALCS	Leland S. MacPhail, Jr. Award (ALCS MVP)	Kirby Puckett
	WS	World Series MVP	Jack Morris
2002	ALCS	Leland S. MacPhail, Jr. Award (ALCS MVP)	Adam Kennedy



TWINS POSTSEASON RECORDS

TEAM SINGLE-GAME RECORDS

BATTING AND BASE-RUNNING

CATEGORY	RECORD	OPPONENT AND DATE
Runs.....	11..... 2 times	last, ALDS Game 4 vs. Oakland, October 5, 2002
Fewest Runs.....	0..... 4 times	last, ALCS Game 2 at Baltimore, October 5, 1969
Runs, Inning.....	7..... 2 times	last, ALDS Game 4 vs. Oakland (4th), October 5, 2002
Hits.....	15..... 2 times	last, WS Game 6 vs. St. Louis, October 24, 1987
Fewest Hits.....	3..... 5 times	last, ALDS Game 4 vs. Houston, October 11, 2023
Extra-Base Hits.....	6..... 4 times	last, ALDS Game 5 at Oakland, October 6, 2002
Singles.....	12.....	ALCS Game 5 at Toronto, October 13, 1991
Doubles.....	5..... 2 times	last, ALDS Game 5 at Toronto, October 13, 1991
Triples.....	2.....	last, WS Game 5 at Atlanta, October 24, 1991
Home Runs.....	3.....	ALDS Game 1 at New York, October 4, 2019
Walks.....	7..... 3 times	last, ALDS Game 3 vs. Houston, October 10, 2023
Strikeouts.....	14..... 3 times	last, ALDS Game 4 vs. Houston, October 11, 2023
Stolen Bases.....	4.....	ALCS Game 1 vs. Toronto, October 8, 1991
Runs in Shutout.....	2..... 2 times	last, ALWCS Game 2 vs. Toronto, October 4, 2023
Walk-off Wins.....	2 times	last, WS Game 7 vs. Atlanta, October 27, 1991

PITCHING

CATEGORY	RECORD	OPPONENT AND DATE
Runs Allowed.....	14.....	WS Game 5 at Atlanta, October 24, 1991
Fewest Runs Allowed.....	0..... 3 times	last, ALWCS Game 2 vs. Toronto, October 4, 2023
Runs Allowed, Inning.....	10.....	ALCS Game 5 at Anaheim (7th), October 13, 2002
Hits Allowed.....	18..... 2 times	last, ALCS Game 5 at Anaheim, October 13, 2002
Fewest Hits Allowed.....	4.....	ALCS Game 1 vs. Anaheim, October 8, 2002
Extra-Base Hits Allowed.....	8..... 2 times	last, WS Game 5 at Atlanta, October 24, 1991
Singles Allowed.....	14.....	ALCS Game 5 at Anaheim, October 13, 2002
Doubles Allowed.....	6.....	ALCS Game 3 vs. Baltimore, October 6, 1969
Triples Allowed.....	3.....	WS Game 5 at Atlanta, October 24, 1991
Home Runs Allowed.....	4..... 3 times	last, ALDS Game 3 vs. Houston, October 10, 2023
Walks Allowed.....	8..... 4 times	last, ALDS Game 2 at New York, October 5, 2019
Strikeouts.....	16.....	ALDS Game 4 vs. New York, October 9, 2004
Stolen Bases Allowed.....	5.....	WS Game 5 at St. Louis, October 22, 1987
Runs Allowed in Shutout.....	7.....	WS Game 5 at Los Angeles, October 11, 1965
Complete Games.....	7..... 4 times	last, WS Game 7 vs. Atlanta (Morris - 10.0 IP), October 27, 1991
Walk-off Losses.....	6 times	last, ALDS Game 2 at New York, October 9, 2009

FIELDING

CATEGORY	RECORD	OPPONENT AND DATE
Double Plays.....	3..... 2 times	last, ALDS Game 1 at New York, October 5, 2004
Double Plays, Opponent.....	2..... 11 times	last, ALDS Game 2 vs. New York, October 7, 2010
Errors.....	3..... 2 times	last, ALDS Game 3 at Oakland, October 6, 2006
Errors, Opponent.....	3..... 2 times	last, ALCS Game 4 at Detroit, October 11, 1987

MISCELLANEOUS

CATEGORY	RECORD	OPPONENT AND DATE
Left on Base.....	17.....	ALDS Game 2 at New York (11 inn.), October 9, 2009
Left on Base, Opponent.....	12..... 2 times	last, ALDS Game 1 at Oakland, October 1, 2002
Longest Game, Innings.....	12..... 3 times	last, ALDS Game 2 at New York, October 6, 2004
Longest Game, Time.....	4:22.....	ALDS Game 2 at New York, October 9, 2009
Largest Margin of Victory.....	9..... 2 times	last, ALDS Game 4 vs. Oakland (11-2), October 5, 2002
Largest Margin of Defeat.....	9..... 2 times	last, WS Game 5 at Atlanta (14-5), October 24, 1991
Largest Crowd, Home.....	55,990.....	ALCS Game 2 vs. Anaheim, October 9, 2002
Largest Crowd, Away.....	56,479.....	ALDS Game 2 at New York, October 2, 2003



TWINS POSTSEASON RECORDS

INDIVIDUAL SINGLE-GAME RECORDS

BATTING AND BASERUNNING

CATEGORY	RECORD	PLAYER	OPPONENT AND DATE
At-Bats	6	12, last Span/Kubel/Cuddyer	ALDS Game 2 at New York, October 9, 2009
Runs	4	Puckett	WS Game 6 vs. St. Louis, October 24, 1987
Hits	4	2, last Pierzynski	ALDS Game 1 at Oakland, October 1, 2002
Doubles	2	9, last Correa	ALDS Game 2 at Houston, October 8, 2023
Triples	1	19, last Young	ALDS Game 2 vs. New York, October 7, 2010
Home Runs	2	2, last Lewis	ALWCS Game 1 vs. Toronto, October 3, 2023
Grand Slams	1	2, last Hrbek	WS Game 6 vs. St. Louis, October 24, 1987
RBI	5	Gladden	WS Game 1 vs. St. Louis, October 17, 1987
Walks	3	2, last Puckett	WS Game 7 vs. Atlanta, October 27, 1991
Strikeouts	4	4, last Sanó	ALDS Game 2 at New York, October 5, 2019
Hitting Streak	9	2, last Mauer	October 4, 2006-October 3, 2017

PITCHING

CATEGORY	RECORD	PLAYER	OPPONENT AND DATE
Innings Pitched	10.2	Boswell	ALCS Game 2 at Baltimore, October 5, 1969
Strikeouts	9	Pavano	ALDS Game 3 vs. New York, October 11, 2009
Walks Allowed	7	Boswell	ALCS Game 2 at Baltimore, October 5, 1969
Earned Runs Allowed	7	Perry	ALCS Game 1 vs. Baltimore, October 3, 2019
Hits Allowed	10	3, last Pavano	ALDS Game 2 vs. New York, October 7, 2010
Home Runs Allowed	4	Reed	ALDS Game 3 vs. Oakland, October 4, 2002
Longest No-hit Bid (Innings)	4.2	Blackburn	ALDS Game 2 at New York, October 9, 2009

LAST TIME IT HAPPENED...

TWINS BATTING:

Grand Slam	Hrbek, WS Game 6 vs. STL, 10/24/1987 (2 all-time)
Inside-the-Park Home Run	never
Pinch-hit Home Run	Davis, WS Game 3 at ATL, 10/22/1991 (2 all-time)
Four-hit Game	Pierzynski, ALDS Game 1 at OAK, 10/1/2002 (2 all-time)
Five-hit Game	never
Two Hits, One Inning	Mientkiewicz, ALDS Game 4 vs. OAK, 10/5/2002 (4th inning, 2 singles; 3 all-time)
Two-Homer Game	Lewis, ALWCS Game 1 vs. TOR, 10/3/2023 (2 all-time)
Three-Homer Game	never
Back-to-back Home Runs	Polanco/Lewis, ALDS Game 1 at HOU 10/7/2023 (3 all-time)
Three-Homer Inning	never
Walk-off Home Run	Puckett, WS Game 6 vs. ATL, 10/26/1991 (1 all-time)
Leadoff Home Run	Dozier, ALWC at NYY, 10/3/2017 (1 all-time)
Consecutive HRs to Lead Off Game	never
Pitcher Home Run	Grant, WS Game 6 vs. LAD, 10/13/1965 (1 all-time)

TWINS PITCHING:

One-Hitter	never
Two-Hitter	never
10+ Innings Pitched	Morris (10.0 IP), WS Game 7 vs. ATL 10/27/1991 (2 all-time)
Complete Game	Morris, WS Game 7 vs. ATL 10/27/1991 (4 all-time)
Complete Game Shutout	Morris, WS Game 7 vs. ATL 10/27/1991 (1 all-time)

TWINS MISCELLANEOUS:

Triple Play	never
Position Player Pitching	never
Three or more Steals	never

OPPONENT BATTING:

Grand Slam	Gregorius, ALDS Game 2 at New York, 10/5/2019 (2 all-time)
Inside-the-Park Home Run	Kotsay, ALDS Game 2 vs. OAK, 10/4/2006 (2 all-time)
Pinch-hit Home Run	never
Four-hit Game	Rodriguez, ALDS Game 2 at NYY, 10/6/2004 (7 all-time)
Five-hit Game	Blair, ALCS Game 3 vs. BAL, 10/6/1969 (1 all-time)
Two Hits, One Inning	Spiezo/Kennedy, ALCS Game 5 at ANA, 10/13/2002 (2 singles/single and home run; 2 all-time)
Two-Homer Game	Judge, ALDS Game 2 at NYY, 10/5/19 (3rd inning, 2 singles; 3 all-time)
Three-Homer Game	Kennedy, ALCS Game 5 at ANA, 10/13/2002 (1 all-time)
Back-to-back Home Runs	Durham/Hatteberg, ALDS Game 3 vs. OAK 10/4/2002 (2 all-time)
Three-Homer Inning	Cuellar/Burford/Powell, ALCS Game 1 vs. BAL 10/3/1970 (1 all-time)
Walk-off Home Run	Teixeira, ALDS Game 2 at NYY, 10/9/2009 (1 all-time)
Leadoff Home Run	Altuve, ALDS Game 1 at HOU, 10/7/2023 (3 all-time)
Consecutive HRs to Lead Off Game	Durham/Hatteberg, ALDS Game 3 vs. OAK 10/4/2002 (1 all-time)
Pitcher Home Run	Cuellar, ALCS Game 1 vs. BAL, 10/3/1970 (1 all-time)

OPPONENT PITCHING:

One-Hitter	never
Two-Hitter	never
10+ Innings Pitched	McNally (11.0 IP), ALCS Game 2 at BAL 10/5/1969 (1 all-time)
Complete Game	Glavine, WS Game 2 vs. ATL 10/20/1991 (10 all-time)
Complete Game Shutout	McNally, ALCS Game 2 at BAL 10/5/1969 (4 all-time)

OPPONENT MISCELLANEOUS:

Triple Play	never
Position Player Pitching	never
Three or more Steals	Davis, WS Game 5 at LAD 10/11/1965 (1 all-time)

TWINS POSTSEASON RECORDS

HOME RUN DATA

BACK-TO-BACK HOME RUNS

ROUND	PLAYERS	PITCHER(S)	OPPONENT AND DATE (INNING)
ALDS	Michael Cuddyer/Justin Morneau	Loaiza	Game 2 vs. Oakland, October 4, 2006 (6th)
ALCS	Harmon Killebrew/Tony Oliva	McNally	Game 2 vs. Baltimore, October 4, 1970 (4th)
ALDS	Jorge Polanco/Royce Lewis	Neris	Game 1 vs. Houston, October 7, 2023 (7th)

GRAND SLAMS

ROUND	PLAYER	PITCHER	OPPONENT AND DATE (INNING)
WS	Dan Gladden	Forsch	Game 1 vs. St. Louis, October 17, 1987 (4th)
	Kent Hrbek	Dayley	Game 6 vs. St. Louis, October 24, 1987 (6th)

LEADOFF HOME RUNS

ROUND	PLAYER	PITCHER	OPPONENT AND DATE (INNING)
ALWC	Brian Dozier	Severino	at New York, October 3, 2017 (1st)

MULTI-HOMER GAMES

ROUND	PLAYER	PITCHER(S)	OPPONENT AND DATE (# OF HOME RUNS)
ALCS	Gary Gaetti	Alexander	Game 1 vs. Detroit, October 7, 1987 (2)
ALWCS	Royce Lewis	Gausman	Game 1 vs. Toronto, October 3, 2023 (2)

PINCH-HIT HOME RUNS

ROUND	PLAYER	PITCHER	OPPONENT AND DATE (INNING)
ALCS	Mike Pagliarulo	Timlin	Game 3 at Toronto, October 11, 1991 (10th)
WS	Chili Davis	Peña	Game 3 at Atlanta, October 22, 1991 (8th)

HOME RUN IN FIRST POSTSEASON AT-BAT

ROUND	PLAYER	PITCHER	OPPONENT AND DATE (INNING)
ALWCS	Royce Lewis	Gausman	Game 1 vs. Toronto, October 3, 2023 (1st)
ALWC	Brian Dozier	Severino	at New York, October 3, 2017 (1st)
	Eddie Rosario	Severino	at New York, October 3, 2017 (1st)
ALCS	Gary Gaetti	Alexander	Game 1 vs. Detroit, October 7, 1987 (2nd, 5th)
WS	Don Mincher	Drysdale	Game 1 vs. Los Angeles, October 6, 1965 (2nd)

WALK-OFF HOME RUNS

ROUND	PLAYER	PITCHER	OPPONENT AND DATE (INNING)
WS	Kirby Puckett	Leibrandt	Game 6 vs. Atlanta, October 26, 1991 (11th)

POSTSEASON GAMES DECIDED IN LAST AT-BAT

DATE	SERIES	OPPONENT	W/L	FINAL	RUNS SCORED	NOTES
October 4, 1969	ALCS Game 1	at BAL	L	3-4 (12)	1 in bot 12th	Blair bunt single off Perranoski
October 5, 1969	ALCS Game 2	at BAL	L	0-1 (11)	1 in bot 11th	Motton single off Perranoski
October 7, 1987	ALCS Game 1	vs. DET	W	8-5	4 in bot 8th	Puckett 2B, Baylor 1B, Brunansky 2B
October 10, 1987	ALCS Game 3	at DET	L	6-7	2 in bot 8th	Sheridan two-run homer off Reardon
October 11, 1991	ALCS Game 3	at TOR	W	3-2 (10)	1 in top 10th	Pagliarulo pinch-hit home run off Timlin
October 20, 1991	WS Game 2	vs. ATL	W	3-2	1 in bot 8th	Leius home run off Glavine
October 22, 1991	WS Game 3	at ATL	L	4-5 (12)	1 in bot 12th	Lemke single off Aguilera
October 23, 1991	WS Game 4	at ATL	L	2-3	1 in bot 9th	Willard sac fly off Bedrosian
October 26, 1991	WS Game 6	vs. ATL	W	4-3 (11)	1 in bot 11th	Puckett home run off Leibrandt
October 27, 1991	WS Game 7*	vs. ATL	W	1-0 (10)	1 in bot 10th	Larkin single off Peña
October 11, 2002	ALCS Game 3	at ANA	L	1-2	1 in bot 8th	Glaus home run off Romero
October 6, 2004	ALDS Game 2	at NYY	L	6-7 (12)	2 in bot 12th	Rodriguez 2B off Nathan, Matsui sac fly
October 9, 2004	ALDS Game 4*	vs. NYY	L	5-6 (11)	1 in top 11th	Rodriguez scores on Lohse wild pitch
October 9, 2009	ALDS Game 2	at NYY	L	3-4 (11)	2 in bot 11th	Teixeira two-run homer off Mijares
Sept. 29, 2020	ALCWS Game 1	vs. HOU	L	1-4	3 in top 9th	Altuve bases loaded walk off Romo

BOLD indicates walk-off * indicates series clincher

DID YOU Know?

...that Gary Gaetti and Eddie Rosario are the only two players in baseball history to homer in both their first major league at-bat and first Postseason at-bat. Gaetti, Royce Lewis and Tampa Bay's Evan Longoria (2008) are the only two players to homer in each of their first two career Postseason at-bats.

TWINS POSTSEASON LEADERS

ALL-TIME TOP FIVE

BATTING

BATTING AVERAGE [min. 30 at-bats]

344	Steve Lombardozzi.....	1987
338	Michael Cuddyer.....	2002, 03, 04, 06, 09, 10
333	Brian Harper.....	1991
326	Chuck Knoblauch.....	1991
314	Tony Oliva.....	1965, 69, 70

AT-BATS

104	Dan Gladden.....	1987, 91
97	Kirby Puckett.....	1987, 91
91	Kent Hrbek.....	1987, 91
89	Greg Gagne.....	1987, 91
80	Torii Hunter.....	2002, 03, 04, 06

HITS

30	Kirby Puckett.....	1987, 91
29	Dan Gladden.....	1987, 91
25	Michael Cuddyer.....	2002, 03, 04, 06, 09, 10
24	Torii Hunter.....	2002, 03, 04, 06
19	Greg Gagne.....	1987, 91

HOME RUNS

5	Kirby Puckett.....	1987, 91
4	Greg Gagne.....	1987, 91
	Royce Lewis.....	2023
3	Gary Gaetti.....	1987
	Kent Hrbek.....	1987, 91
	Torii Hunter.....	2002, 03, 04, 06
	Harmon Killebrew.....	1965, 69, 70
	Tony Oliva.....	1965, 69, 70

WALKS

14	Harmon Killebrew.....	1965, 69, 70
11	Kent Hrbek.....	1987, 91
9	Dan Gladden.....	1987, 91
8	Tom Brunansky.....	1987
	Kirby Puckett.....	1987, 91
	Max Kepler.....	2017, 19, 20, 23
	Jorge Polanco.....	2017, 19, 20, 23

GAMES

24	Greg Gagne.....	1987, 91
	Dan Gladden.....	1987, 91
	Kent Hrbek.....	1987, 91
	Kirby Puckett.....	1987, 91
22	Michael Cuddyer.....	2002, 03, 04, 06, 09, 10

RUNS

17	Dan Gladden.....	1987, 91
16	Kirby Puckett.....	1987, 91
15	Torii Hunter.....	2002, 03, 04, 06
12	Greg Gagne.....	1987, 91
10	Tom Brunansky.....	1987
	Kent Hrbek.....	1987, 91

DOUBLES

8	Torii Hunter.....	2002, 03, 04, 06
6	Dan Gladden.....	1987, 91
5	Greg Gagne.....	1987, 91
	Jacque Jones.....	2002, 03, 04
	Tony Oliva.....	1965, 69, 70

RUNS BATTED IN

16	Kirby Puckett.....	1987, 91
15	Dan Gladden.....	1987, 91
12	Kent Hrbek.....	1987, 91
11	Tom Brunansky.....	1987
10	Greg Gagne.....	1987, 91

STRIKEOUTS

23	Jacque Jones.....	2002, 03, 04
22	Greg Gagne.....	1987, 91
21	Corey Koskie.....	2002, 03, 04
18	Michael Cuddyer.....	2002, 03, 04, 06, 09, 10
17	Kirby Puckett.....	1987, 91

PITCHING

WINS

4	Jack Morris.....	1991
3	Bert Blyleven.....	1970, 87
	Frank Viola.....	1987
2	Mudcat Grant.....	1965
	Brad Radke.....	2002, 03, 04, 06
	Pablo López.....	2023

LOSSES

3	Jim Kaat.....	1965, 69, 70
	Brad Radke.....	2002, 03, 04, 06
	Johan Santana.....	2002, 03, 04, 06
2	Brian Duensing.....	2009, 10
	Kyle Lohse.....	2002, 03, 04
	Carl Pavano.....	2009, 10
	Rick Reed.....	2002, 03
	Kevin Tapani.....	1991

INNINGS PITCHED

36.1	Jack Morris.....	1991
35.0	Brad Radke.....	2002, 03, 04, 06
34.0	Johan Santana.....	2002, 03, 04, 06
31.1	Frank Viola.....	1987
28.1	Bert Blyleven.....	1970, 87

WALKS

10	Jack Morris.....	1991
	Johan Santana.....	2002, 03, 04, 06
9	Dave Boswell.....	1965, 69
	Scott Erickson.....	1991
8	Brad Radke.....	2002, 03, 04, 06
	Frank Viola.....	1987
	David West.....	1991

GAMES STARTED

6	Brad Radke.....	2002, 03, 04, 06
5	Jack Morris.....	1991
	Johan Santana.....	2002, 03, 04, 06
	Frank Viola.....	1987
4	Bert Blyleven.....	1970, 87
	Jim Kaat.....	1965, 69, 70
	Kevin Tapani.....	1991

ERA (min. 10.0 innings)

0.71	Pablo López.....	2023
1.35	Dave Boswell.....	1965, 69
1.65	Eric Milton.....	2002, 03
2.23	Jack Morris.....	1991
2.70	Jeff Reardon.....	1987

SAVES

5	Rick Aguilera.....	1991
3	Eddie Guardado.....	2002, 03
	Jeff Reardon.....	1987
2	Jhoan Duran.....	2023
1	Juan Berenguer.....	1987
	Joe Nathan.....	2004, 06, 09

STRIKEOUTS

32	Johan Santana.....	2002, 03, 04, 06
25	Frank Viola.....	1987
23	Bert Blyleven.....	1970, 87
22	Jack Morris.....	1991
17	Brad Radke.....	2002, 03, 04, 06

SENATORS POSTSEASON INFO



1924 WORLD SERIES

Washington Senators vs. New York Giants

GIANTS:	AVG	G	AB	R	H	2B	3B	HR	RBI	BB	SO	SB
Virgil Barnes, p	.000	2	4	0	0	0	0	0	0	1	2	0
Jack Bentley, ph	.286	5	7	1	2	0	0	1	2	1	1	0
Frankie Frisch, 2b-3b	.333	7	30	1	10	4	1	0	0	4	1	1
Hank Gowdy, c	.259	7	27	4	7	0	0	0	2	2	2	0
Heinie Groh, ph	1.000	1	1	0	1	0	0	0	0	0	0	0
Travis Jackson, ss	.074	7	27	3	2	0	0	0	1	1	4	1
George Kelly, cf-2b-1b	.290	7	31	7	9	1	0	1	4	1	8	0
Freddie Lindstrom, 3b	.333	7	30	1	10	2	0	0	4	3	6	0
Hugh McQuillan, p	1.000	3	1	0	1	0	0	0	1	1	0	0
Irish Meusel, lf-ph-rf	.154	4	13	0	2	0	0	0	1	2	0	0
Art Nehf, p	.429	3	7	1	3	0	0	0	0	0	0	0
Rosy Ryan, p	.500	2	2	1	1	0	0	1	1	1	0	0
Frank Snyder, ph	.000	1	1	0	0	0	0	0	0	0	0	0
Billy Southworth, ph-cf-pr	.000	5	1	1	0	0	0	0	0	0	0	0
Bill Terry, 1b-ph	.429	5	14	3	6	0	1	1	1	3	1	0
Hack Wilson, lf-cf	.233	7	30	1	7	1	0	0	3	1	9	0
Ross Youngs, rf-lf	.185	7	27	3	5	1	0	0	1	5	6	1
Totals	.261	7	253	27	66	9	2	4	21	25	40	3

Pitchers:	W	L	ERA	G	GS	CG	SHO	SV	IP	H	R	ER	BB	SO
Harry Baldwin	0	0	0.00	1	0	0	0	0	2.0	1	0	0	0	1
Virgil Barnes	0	1	5.68	2	2	0	0	0	12.2	15	8	8	1	9
Jack Bentley	1	2	3.18	3	2	1	0	0	17.0	18	7	6	8	10
Wayland Dean	0	0	4.50	1	0	0	0	0	2.0	3	2	1	0	2
Claude Jonnard	0	0	INF	1	0	0	0	0	0.0	0	0	0	1	0
Hugh McQuillan	1	0	2.57	3	1	0	0	1	7.0	2	2	2	6	2
Art Nehf	1	1	1.83	3	2	1	0	0	19.2	15	5	4	9	7
Rosy Ryan	0	0	3.18	2	0	0	0	0	5.2	7	2	2	4	3
Mule Watson	0	0	0.00	1	0	0	0	1	0.2	0	0	0	0	0
Totals	3	4	3.11	7	7	2	0	2	66.2	61	26	23	29	34

SENATORS:	AVG	G	AB	R	H	2B	3B	HR	RBI	BB	SO	SB
Ossie Bluege, 3b-ss	.192	7	26	2	5	0	0	0	2	3	4	1
Goose Goslin, lf	.344	7	32	4	11	1	0	3	7	0	7	0
Bucky Harris, 2b	.333	7	33	5	11	0	0	2	7	1	4	0
Walter Johnson, p	1.111	3	9	0	1	0	0	0	0	0	0	0
Joe Judge, 1b	.385	7	26	4	10	1	0	0	0	5	2	0
Nemo Leibold, cf-ph	.167	3	6	1	1	1	0	0	0	1	0	0
Firpo Marberry, p	.000	4	2	0	0	0	0	0	0	0	0	0
Earl McNeely, cf-ph	.222	7	27	4	6	3	0	0	1	4	4	1
Ralph Miller, 3b	.182	4	11	0	2	0	0	0	2	1	0	0
George Mogridge, p	.000	2	5	0	0	0	0	0	0	0	5	0
Roger Peckinpaugh, ss	.417	4	12	1	5	2	0	0	2	1	0	1
Sam Rice, rf	.207	7	29	2	6	0	0	0	1	3	2	2
Muddy Ruel, c	.095	7	21	2	2	1	0	0	0	6	1	0
Mule Shirkey, ph	.500	3	2	1	1	0	0	0	1	0	0	0
Bennie Tate, ph	.000	3	0	0	0	0	0	0	1	3	0	0
Tommy Taylor, pr-3b	.000	3	2	0	0	0	0	0	0	0	2	0
Tom Zachary, p	.000	2	5	0	0	0	0	0	0	1	3	0
Totals	.246	7	248	25	61	9	0	5	24	29	34	5

Pitchers:	W	L	ERA	G	GS	CG	SHO	SV	IP	H	R	ER	BB	SO
Walter Johnson	1	2	2.25	3	2	2	0	0	24.0	30	10	6	11	20
Firpo Marberry	0	1	1.13	4	1	0	0	2	8.0	9	5	1	4	10
Joe Martina	0	0	0.00	1	0	0	0	0	1.0	0	0	0	0	1
George Mogridge	1	0	2.25	2	1	0	0	0	12.0	7	5	3	6	5
Curly Ogden	0	0	0.00	1	1	0	0	0	0.1	0	0	0	1	1
Allen Russell	0	0	3.00	1	0	0	0	0	3.0	4	2	1	0	0
Byron Speece	0	0	9.00	1	0	0	0	0	1.0	3	1	1	0	0
Tom Zachary	2	0	2.04	2	2	1	0	0	17.2	13	4	4	3	3
Totals	4	3	2.15	7	7	3	0	2	67.0	66	27	16	25	40



1924 WORLD SERIES CONTINUED

GAME 1 Saturday, October 4 at Washington

New York	0	1	0	1	0	0	0	0	0	0	2	4	14	1
Washington	0	0	0	0	1	0	0	1	0	0	1	3	10	1
WP — Nehf. LP — Johnson.														
Nehf and Gowdy.														
Johnson and Ruel.														
HR — Kelly, Terry. T — 3:07. A — 35,760.														

GAME 2 Sunday, October 5 at Washington

New York	0	0	0	0	0	1	0	2	—	3	6	0		
Washington	2	0	0	1	0	0	0	1	—	4	6	1		
WP — Zachary. LP — Bentley. Save — Marberry.														
Bentley and Gowdy.														
Zachary, Marberry (9) and Ruel.														
HR — Harris, Goslin. T — 1:58. A — 35,922.														

GAME 3 Monday, October 6 at New York

Washington	0	0	2	0	0	0	1	1	—	4	9	2		
New York	0	2	1	0	1	0	1	x	—	6	12	0		
WP — McQuillan. LP — Marberry. Save — Watson.														
Marberry, Russell (4), Martina (7), Speece (8) and Ruel.														
McQuillan, Ryan (4), Jonnard (9), Watson (9) and Gowdy.														
HR — Ryan. T — 2:25. A — 47,608.														

GAME 4 Tuesday, October 7 at New York

Washington	0	0	3	0	2	0	0	2	0	—	7	13	3	
New York	1	0	0	0	1	0	1	1	—	4	6	1		
WP — Mogridge. LP — Barnes. Save — Marberry.														
Mogridge, Marberry (8) and Ruel.														
Barnes, Baldwin (6), Dean (8) and Gowdy.														
HR — Goslin. T — 2:10. A — 49,243.														

GAME 5 Wednesday, October 8 at New York

Washington	0	0	1	0	0	1	0	—	2	9	1			
New York	0	0	1	0	2	0	0	3	x	—	6	13	0	
WP — Bentley. LP — Johnson. Save — McQuillan.														
Johnson and Ruel.														
Bentley, McQuillan (8) and Gowdy.														
HR — Goslin, Bentley. T — 2:30. A — 49,271.														

GAME 6 Thursday, October 9 at Washington

New York	1	0	0	0	0	0	0	0	—	1	7	1		
Washington	0	0	0	2	0	0	0	x	—	2	4	0		
WP — Zachary. LP — Nehf.														
Nehf, Ryan (8) and Gowdy.														
Zachary and Ruel.														
T — 1:57. A — 34,254.														

GAME 7 Friday, October 10 at Washington

New York	0	0	0	0	3	0	0	0	0	0	—	3	8	3
Washington	0	0	1	0	0	2	0	0	0	1	—	4	10	4
WP — Johnson. LP — Bentley.														
Barnes, Nehf (8), McQuillan (9), Bentley (11) and Gowdy.														
Ogden, Mogridge (1), Marberry (6), Johnson (9) and Ruel.														
HR — Harris. T — 3:00. A — 31,667.														



1925 WORLD SERIES

Washington Senators vs. Pittsburgh Pirates

PIRATES:	AVG	G	AB	R	H	2B	3B	HR	RBI	BB	SO	SB
Vic Aldridge, p	.000	3	7	0	0	0	0	0	0	0	0	0
Clyde Barnhart, lf	.250	7	28	1	7	1	0	0	5	3	5	1
Carson Bigbee, pr-ph-1f	.333	4	3	1	1	1	0	0	1	0	0	1
Max Carey, cf	.458	7	24	6	11	4	0	0	2	2	3	3
Kiki Cuyler, rf	.269	7	26	3	7	3	0	1	6	1	4	0
Johnny Gooch, c	.000	3	3	0	0	0	0	0	0	0	0	0
George Grantham, 1b/ph	.133	5	15	0	2	0	0	0	0	0	3	1
Ray Kremer, p	.143	3	7	0	1	0	0	0	1	0	5	0
Stuffy McInnis, ph-1b	.286	4	14	0	4	0	0	0	1	0	2	0
Lee Meadows, p	.000	1	1	0	0	0	0	0	0	1	1	0
Eddie Moore, 2b	.231	7	26	7	6	1	0	1	2	5	2	0
Johnny Morrison, p	.500	3	2	1	1	0	0	0	0	0	0	0
Earl Smith, c	.350	6	20	0	7	1	0	0	0	1	2	0
Pie Traynor, 3b	.346	7	26	2	9	0	2	1	4	3	1	1
Glenn Wright, ss	.185	7	27	3	5	1	0	1	3	1	4	0
Emil Yde, p-pr	.000	2	1	1	0	0	0	0	0	0	0	0
Team Totals	.265	7	230	25	61	12	2	4	25	17	32	7

Pitchers:	W	L	ERA	G	GS	CG	SHO	SV	IP	H	R	ER	BB	SO
Babe Adams	0	0	0.00	1	0	0	0	0	1.0	2	1	0	0	0
Vic Aldridge	2	0	4.42	3	3	2	0	0	18.1	18	9	9	9	9
Ray Kremer	2	1	3.00	3	2	2	0	0	21.0	17	7	7	4	9
Lee Meadows	0	1	3.38	1	1	0	0	0	8.0	6	3	3	0	4
Johnny Morrison	0	0	2.89	3	0	0	0	0	9.1	11	3	3	1	7
Red Oldham	0	0	0.00	1	0	0	0	1	1.0	0	0	0	0	2
Emil Yde	0	1	11.57	1	1	0	0	0	2.1	5	4	3	3	1
Team Totals	4	3	3.69	7	7	4	0	1	61	59	26	25	17	32

SENATORS:	AVG	G	AB	R	H	2B	3B	HR	RBI	BB	SO	SB
Spencer Adams, pr-2b	.000	2	1	0	0	0	0	0	0	0	0	0
Ossie Bluege, 3b	.278	5	18	2	5	1	0	0	2	0	4	0
Stan Coveleski, p	.000	2	3	0	0	0	0	0	0	1	2	0
Alex Ferguson, p	.000	2	4	0	0	0	0	0	0	0	3	0
Goose Goslin, lf	.308	7	26	6	8	1	0	3	6	3	3	0
Bucky Harris, 2b	.087	7	23	2	2	0	0	0	0	1	3	0
Joe Harris, rf	.440	7	25	5	11	2	0	3	6	3	4	0
Walter Johnson, p	.091	3	11	0	1	0	0	0	0	0	3	0
Joe Judge, 1b	.174	7	23	2	4	1	0	1	3	3	2	0
Nemo Leibold, ph	.500	3	2	1	1	1	0	0	0	1	0	0
Firpo Marberry, p	.000	2	0	0	0	0	0	0	0	0	0	0
Earl McNeely, cf-pr	.000	4	0	2	0	0	0	0	0	0	0	1
Buddy Myer, pr-3b	.250	3	8	0	2	0	0	0	0	1	2	0
Roger Peckinpaugh, ss	.250	7	24	1	6	1	0	1	3	1	2	1
Sam Rice, cf-rf	.364	7	33	5	12	0	0	0	3	0	1	0

POSTSEASON

1925 WORLD SERIES CONTINUED

1925 World Series stats. continued.

Muddy Ruel, c	316	7	19	0	6	1	0	0	1	3	2	0
Dutch Ruether, ph	000	1	1	0	0	0	0	0	0	0	1	0
Hank Severeid, c	333	1	3	0	1	0	0	0	0	0	0	0
Bobby Veach, ph	000	2	1	0	0	0	0	0	1	0	0	0
Totals	262	7	225	26	59	8	0	8	25	17	32	2

Pitchers:	W	L	ERA	G	GS	CG	SHO	SV	IP	H	R	ER	BB	SO
Win Ballou	0	0	0.00	2	0	0	0	0	1.2	0	0	0	1	1
Stan Coveleski	0	2	3.77	2	2	1	0	0	14.1	16	7	6	5	3
Alex Ferguson	1	1	3.21	2	2	0	0	0	14.0	13	6	5	6	11
Walter Johnson	2	1	2.08	3	3	3	1	0	26.0	26	10	6	4	15
Firpo Marberry	0	0	0.00	2	0	0	0	1	2.1	3	0	0	0	2
Tom Zachary	0	0	10.80	1	0	0	0	0	1.2	3	2	2	1	0
Totals	3	4	2.85	7	7	4	1	1	60	61	25	19	17	32

GAME 1 Wednesday, October 7 at Pittsburgh

Washington	0	1	0	0	2	0	0	1	—	4	8	1
Pittsburgh	0	0	0	1	0	0	0	0	—	1	5	0

WP — Johnson. LP — Meadows.

Johnson and Ruel.

Meadows, Morrison (9) and Smith/Gooch.

HR — Harris, Traynor. T — 1:57. A — 41,723.

GAME 2 Thursday, October 8 at Pittsburgh

Washington	0	1	0	0	0	0	0	1	—	2	8	2
Pittsburgh	0	0	0	1	0	0	2	x	—	3	7	0

WP — Aldridge. LP — Coveleski.

Coveleski and Ruel.

Aldridge and Smith.

HR — Judge, Cuyler, Wright. T — 2:04. A — 43,364.

GAME 3 Saturday, October 10 at Washington

Pittsburgh	0	1	0	1	0	1	0	0	—	3	8	2
Washington	0	0	1	0	0	1	2	0	x	4	10	1

WP — Ferguson. LP — Kremer. Save — Marberry.

Kremer and Smith.

Ferguson, Marberry (8) and Ruel.

HR — Goslin. T — 2:10. A — 36,495.

GAME 4 Sunday, October 11 at Washington

Pittsburgh	0	0	0	0	0	0	0	0	—	0	6	1
Washington	0	0	4	0	0	0	0	0	x	4	12	0

WP — Johnson. LP — Yde.

Yde, Morrison (3), Adams (8) and Gooch.

Johnson and Ruel.

HR — Harris, Goslin. T — 2:00. A — 38,701.

GAME 5 Monday, October 12 at Washington

Pittsburgh	0	0	2	0	0	0	2	1	1	—	6	13	0
Washington	1	0	0	1	0	0	1	0	0	—	3	8	1

WP — Aldridge. LP — Coveleski.

Aldridge and Smith.

Coveleski, Ballou (7), Zachary (8), Marberry (9) and Ruel.

HR — Harris. T — 2:26. A — 35,899.

GAME 6 Tuesday, October 13 at Pittsburgh

Washington	1	1	0	0	0	0	0	0	—	2	6	2
Pittsburgh	0	0	2	0	1	0	0	0	x	—	3	7

WP — Kremer. LP — Ferguson.

Ferguson, Ballou (8) and Severeid/Ruel.

Kremer and Smith.

HR — Goslin, Moore. T — 1:57. A — 43,810.

GAME 7 Thursday, October 15 at Pittsburgh

Washington	4	0	0	2	0	0	0	1	0	—	7	7	2
Pittsburgh	0	0	0	3	0	1	2	3	0	—	9	15	3

WP — Kremer. LP — Johnson. Save — Oldham.

Johnson and Ruel.

Aldridge, Morrison (1), Kremer (5), Oldham (9) and Smith/Gooch.

HR — Peckinpaugh. T — 2:31. A — 42,856.



1933 WORLD SERIES

Washington Senators vs. New York Giants

GIANTS:	AVG	G	AB	R	H	2B	3B	HR	RBI	BB	SO	SB
Hughie Critz, 2b	.136	5	22	2	3	0	0	0	0	1	0	0
Kiddo Davis, cf	.368	5	19	1	7	1	0	0	0	0	3	0
Freddie Fitzsimmons, p	.500	1	2	0	1	0	0	0	0	0	0	0
Carl Hubbell, p	.286	2	7	0	2	0	0	0	0	0	0	0
Travis Jackson, 3b	.222	5	18	3	4	1	0	0	2	1	3	0
Dolf Luque, p	1.000	1	1	0	1	0	0	0	0	0	0	0
Gus Mancuso, c	.118	5	17	2	2	2	0	0	2	3	0	0
Jo-Jo Moore, lf	.227	5	22	1	5	1	0	0	1	1	3	0
Lefty O'Doul, ph	1.000	1	1	1	1	0	0	0	2	0	0	0
Mel Ott, rf	.389	5	18	3	7	0	0	2	4	4	4	0
Homer Peel, cf-ph	.500	2	2	0	1	0	0	0	0	0	0	0
Blondy Ryan, ss	.278	5	18	0	5	0	0	0	1	1	5	0
Hal Schumacher, p	.286	2	7	0	2	0	0	0	3	0	3	0
Bill Terry, 1b	.273	5	22	3	6	1	0	1	1	0	0	0
Team Totals	.267	5	176	16	47	5	0	3	16	11	21	0

Pitchers:	W	L	ERA	G	GS	CG	SHO	SV	IP	H	R	ER	BB	SO
Hi Bell	0	0	0.00	1	0	0	0	0	1.0	0	0	0	0	0
Freddie Fitzsimmons	0	1	5.14	1	1	0	0	0	7.0	9	4	4	0	2
Carl Hubbell	2	0	0.00	2	2	2	0	0	20.0	13	3	0	6	15
Dolf Luque	1	0	0.00	1	0	0	0	0	4.1	2	0	0	2	5
Hal Schumacher	1	0	2.45	2	2	1	0	0	14.2	13	4	4	5	3
Team Totals	4	1	1.53	5	5	3	0	0	47.0	37	11	8	13	25

1933 WORLD SERIES CONTINUED

SENATORS:	AVG	G	AB	R	H	2B	3B	HR	RBI	BB	SO	SB
Ossie Bluge, 3b	.125	5	16	1	2	1	0	0	0	1	6	0
Joe Cronin, ss	.318	5	22	1	7	0	0	0	2	0	2	0
General Crowder, p	.250	2	4	0	1	0	0	0	0	0	0	0
Goose Goslin, rf-lf	.250	5	20	2	5	1	0	1	1	1	3	0
Dave Harris, ph-rl	.000	3	2	0	0	0	0	0	0	2	0	0
John Kerr, pr		1	0	0	0	0	0	0	0	0	0	0
Joe Kuhel, 1b	.150	5	20	1	3	0	0	0	1	1	4	0
Heime Manush, lf	.111	5	18	2	2	0	0	0	0	2	1	0
Buddy Myer, 2b	.300	5	20	2	6	1	0	0	2	2	3	0
Sam Rice, ph	1.000	1	1	0	1	0	0	0	0	0	0	0
Jack Russell, p	.000	3	2	0	0	0	0	0	4	1	2	0
Fred Schulte, cf	.333	5	21	1	7	1	0	1	4	1	1	0
Luke Sewell, c	.176	5	17	1	3	0	0	0	1	2	0	1
Lefty Stewart, p	.000	1	1	0	0	0	0	0	0	0	1	0
Montie Weaver, p	.000	1	4	0	0	0	0	0	0	0	2	0
Earl Whitehill, p	.000	1	3	0	0	0	0	0	0	0	0	0
Team Totals	.214	5	173	11	37	4	0	2	11	13	25	1

Pitchers:	W	L	ERA	G	GS	CG	SHD	SV	IP	H	R	ER	BB	SO
General Crowder	0	1	7.36	2	2	0	0	0	11.0	16	9	9	5	7
Alex McColl	0	0	0.00	1	0	0	0	0	2.0	0	0	0	0	0
Jack Russell	0	1	0.87	3	0	0	0	0	10.1	8	1	1	0	7
Lefty Stewart	0	1	9.00	1	1	0	0	0	2.0	6	4	2	0	0
Tommy Thomas	0	0	0.00	2	0	0	0	0	1.1	1	0	0	0	2
Montie Weaver	0	1	1.74	1	1	0	0	0	10.1	11	2	2	4	3
Earl Whitehill	1	0	0.00	1	1	1	1	0	9.0	5	0	0	2	2
Team Totals	1	4	2.74	5	5	1	1	0	46.0	47	16	14	11	21

GAME 1 Tuesday, October 3 at New York

Washington	0	0	0	1	0	0	0	0	1	—	2	5	3
New York	2	0	2	0	0	0	0	0	x	—	4	10	2

WP — Hubbell. LP — Stewart.
Stewart, Russell (3), Thomas (8) and Sewell.
Hubbell and Mancuso.
HR — Ott. T — 2:07. A — 46,672.

GAME 4 Friday, October 6 at Washington

New York	0	0	0	1	0	0	0	0	0	0	1	—	2	11	1
Washington	0	0	0	0	0	0	0	0	0	0	0	—	1	8	0

WP — Hubbell. LP — Weaver.
Hubbell and Mancuso.
Weaver, Russell (11) and Sewell.
HR — Terry. T — 2:59. A — 26,762.

GAME 2 Wednesday, October 4 at New York

Washington	0	0	1	0	0	0	0	0	0	—	1	5	0
New York	0	0	0	0	6	0	0	0	x	—	6	10	0

WP — Schumacher. LP — Crowder.
Crowder, Thomas (6), McColl (7) and Sewell.
Schumacher and Mancuso.
HR — Goslin. T — 2:09. A — 35,461.

GAME 5 Saturday, October 7 at Washington

New York	0	2	0	0	0	1	0	0	0	0	1	—	4	11	1
Minnesota	0	0	0	0	0	3	0	0	0	0	0	—	3	10	0


WP — Luque. LP — Russell.
Schumacher, Luque (6) and Mancuso.
Crowder, Russell (6) and Sewell.
HR — Ott, Schulte. T — 2:38. A — 28,454.

GAME 3 Thursday, October 5 at Washington

New York	0	0	0	0	0	0	0	0	0	—	0	5	0
Washington	2	1	0	0	0	0	1	0	x	—	4	9	1

WP — Whitehill. LP — Fitzsimmons.
Fitzsimmons, Bell (8) and Mancuso.
Whitehill and Sewell.
T — 1:55. A — 25,727.





PREIDENT COOLIDGE & THE WASHINGTON BASE BALL TEAM
ON VISIT TO THE WHITE HOUSE SEPT. 2, 1924.

CELEBRATING THE 100-YEAR ANNIVERSARY OF THE 1924 WORLD CHAMPION SENATORS



With one out and runners on first and third during Game 7 of the 1924 World Series, Earl McNeely of the Senators came up to bat with the game tied 3-3 in the 12th inning. He hit a ground ball at Giants third baseman Fred Lindstrom. The ball took a bad hop and Muddy Ruel came around with the series-winning run at Griffith Stadium in Washington D.C. on October 24, 1924.

MINOR LEAGUES



MINOR LEAGUE INFORMATION

MINNESOTA TWINS – MINOR LEAGUE DEPT.

Target Field
1 Twins Way
Minneapolis, MN 55403
P: (612) 659-3811 F: (612) 659-4026



MINNESOTA TWINS – SPRING TRAINING

Lee Health Sports Complex
14110 Six Mile Cypress Parkway
Fort Myers, FL 33912
P: (239) 479-6400

MINNESOTA TWINS PLAYER DEVELOPMENT STAFF

Vice President, Assistant General Manager.....	Jeremy Zoll
Vice President, Hitting Development & Acquisitions	Alex Hassan
Director, Player Development.....	Drew MacPhail
Director, Minor League & High Performance Operations.....	Brian Maloney
Director, Minor League Pitching Development	Tommy Bergians
Director, Player Education	Amanda Daley
Assistant Director, Player Development	Frankie Padulo
Assistant Director, Player Development Research	Josh Ruffin
Senior Analyst, Baseball Research.....	Grey Wilburn
Analyst, Pitching Development.....	Chad Raines
Analyst, Baseball Research.....	Nihar Maskara
Assistant Director, Florida & Dominican Republic Operations.....	Victor Gonzalez
Manager, Minor League Operations.....	Jason Davila
Assistant Manager, Florida Operations	Cole Satterfield
Coordinator, Minor League Operations	Lisa Maria Tolentino
Director, Performance Nutrition.....	Kara Lynch
Performance Dietician.....	Lilly Araujo
Latin American Nutrition Coordinator.....	Isabella Burrola
Research Lead, Sports Science	Martijn Verhoeven
Manager, Sports Science.....	Colin Robertson
Biomechanist, Sports Science.....	Chris Curran
Analyst, Sports Science.....	Chris Bailey
Manager, Baseball Technology.....	Tyler Schmitz
Coordinator, Baseball Technology.....	Kevin Marable
Director, Strength and Conditioning.....	Ian Kadish
Director, Minor League Medical Services.....	Bryan Housand
Minor League Medical Administration Coordinator.....	Chad Jackson
Latin American Medical Coordinator.....	Axel Lopez
Minor League Strength and Conditioning Coordinator.....	David Rak
Complex Strength and Conditioning Coordinator	Evan McDonald
Minor League Equipment Manager.....	Matt Cheesman
Assistant Minor League Clubhouse Manager	Jimmy Couto

MINOR LEAGUE INSTRUCTORS

Minor League Field Coordinator.....	Kevin Morgan
Coordinator of Instruction	Edgar Varela
Assistant Coordinator of Instruction	Julio Borbón
Assistant Pitching Coordinator	Nat Ballenberg
Complex Pitching Coordinator.....	Bobby Hearn
Hitting Coordinator.....	Bryce Berg
Assistant Hitting Coordinator.....	Rayden Sierra
Assistant Hitting Coordinator.....	Ryan Smith
Infield and Catching Coordinator.....	Tucker Frawley
Outfield Coordinator.....	Mike Quade

TWINS 2023 ORGANIZATIONAL STANDINGS

TEAM	LEAGUE	LEVEL	WON-LOST	STANDINGS	GB/GA
St. Paul	International	Triple-A	84-64 (West Division)	First	+1.0
Wichita	Texas	Double-A	64-73 (North Division)	Fourth	-8.5
Cedar Rapids#	Midwest	High-A	82-50 (West Division)	First	+13.0
Fort Myers	Florida State	Low-A	67-64 (West Division)	Fourth	-13.0
FCL Twins	Florida Complex	Rookie	25-29 (South Division)	T-Fourth	-6.5
DSL Twins	Dominican Summer	Rookie	14-37 (South Division)	Eighth	-26.0

Cedar Rapids defeated Great Lakes in the Midwest League Championship Series, 2 games to 1.

2023 MILB TEAM WIN PERCENTAGE RANKS

RANK	TEAM	WON	LOST	PCT.
1.	High-A Cedar Rapids (MIN)	82	50	.621
2.	Double-A Somerset (NYY)	84	53	.613
3.	Low-A Clearwater (PHI)	79	50	.612
4.	Triple-A Oklahoma City (LAD)	90	58	.608
5.	Triple-A Norfolk (BAL)	90	59	.604



2023 MINOR LEAGUE RECAP



TRIPLE-A ST. PAUL (84-64, International League West Division) — The Saints won a franchise-high 84 games in the club's third season of affiliated baseball following 28 seasons in the independent ranks...although St. Paul finished first in the International League West Division full-season standings, they did not advance to the Postseason because of their second-place finishes in the first- and second-half standings...St. Paul's offense ranked fourth in the IL in on-base percentage (.364), fifth in total bases (2256), sixth in slugging percentage (.456) and sixth in OPS (.820)...the pitching staff ranked third in the IL with a 4.59 ERA and sixth in strikeouts with 1,354. The Saints also finished 13th in all of Minor League Baseball in attendance, drawing 460,918 fans to CHS Field...Left-handed pitchers Brent Headrick and Kody Funderburk and infielder Edouard Julien each made their major league debuts for the Twins after spending time in St. Paul earlier this year...outfielder Andrew Stevenson led the Saints in games played (106), batting average (.317) and stolen bases (44) before his contract was selected by Minnesota on September 1...after being promoted from Double-A Wichita, No. 2 prospect Brooks Lee hit eight doubles, three triples and five home runs for St. Paul in 38 games...No. 28 prospect Yunior Severino slugged 11 home runs for the Saints following a mid-season promotion, and his 35 overall homers in 2023 were tied for first in all of Minor League Baseball with Shay Whitcomb (HOU).

DOUBLE-A WICHITA (64-73, Texas League North Division) — After placing fifth in the North Division in the first half, the Wind Surge went 36-33 in the second half and finished fourth in the division in the regular season with a 64-73 record, the first losing record in the club's history (2020-). Wichita's offense ranked third in the Texas League in stolen bases (231), slugging percentage (.425) and OPS (.772), fourth in triples (32), home runs (159), walks (574) and batting average (.259) and sixth in on-base percentage (.347) and doubles (222). The Wind Surge's pitching staff ranked first in strikeout-to-walk ratio (2.48) and walks-per-9.0-innings (3.64) despite having the second highest ERA in the Texas League (5.06). No. 2 prospect Brooks Lee started in Wichita. He ranked second in doubles (31) while hitting .292 (102-for-349) with 11 home runs, 61 RBI, 41 walks, 63 runs scored, a .365 on-base percentage, a .476 slugging percentage and a .841 OPS in 87 games for the Wind Surge before being promoted to Triple-A on August 3. No. 28 prospect Yunior Severino started the season with the Wind Surge, hitting .287 (96-for-334) with 15 doubles, two triples, 24 home runs, 62 RBI, 36 walks, 56 runs scored, a .560 slugging percentage and a .925 OPS, before being promoted to Triple-A on August 3. He led the Texas League in slugging percentage, ranked second in OPS and third in home runs.



HIGH-A CEDAR RAPIDS (82-50, Midwest League West Division) — The Kernels won their first Midwest League Championship since 1994 and finished with the best winning percentage (.621) in all of minor league baseball...Cedar Rapids secured their 10th-straight Postseason berth with a 40-26 record in the first half, and the Kernels also led the West Division with a 42-24 second-half mark...after dropping the first game of the West Division Championship Series to Peoria, the Kernels won on consecutive nights in front of their home crowd to advance to the MWL Championship Series...Cedar Rapids then took two out of three from the Great Lakes Loons (LAD) to snap a 29-year championship drought...the Kernels led the MWL in total bases (1705), runs (694), triples (41), home runs (137), RBI (628), walks (634) and OPS (.738), while their pitching ranked fourth in the league in ERA (3.90) and sixth in opponent batting average (.242)...outfielder Kalai'i Rosario was named most valuable player of the Midwest League, posting an .831 OPS and leading the league in home runs (21) and RBI (94)...Rosario, infielder Tanner Schobel, designated hitter Emmanuel Rodriguez, relief pitcher Miguel Rodriguez and manager Brian Dinkelman were all selected to the MWL All-Star team...Rodriguez, the Twins' No. 3 prospect, led Cedar Rapids with an .863 OPS (min. 200 at-bats) and hit three home runs in the MWL Championship Series...Right-handed pitcher and No. 14 prospect Marco Raya went 0-1 with a 2.94 ERA (33.2 IP, 11 ER) in 11 starts with the Kernels before his promotion to Double-A Wichita in July.



LOW-A FORT MYERS (67-64, Florida State League West Division) — The Mighty Mussels put together their 10th-straight winning campaign by going 67-64 (.539) in the regular season. During the regular season, Fort Myers led the FSL in doubles (235), RBI (645), slugging percentage (.388) and total bases (1662), while tied for first in runs scored (720) and OPS (.743), second in on-base percentage (.355), third in home runs (103), walks (673), batting average (.242) and BABIP (.314) and fourth in stolen bases (173). Fort Myers' pitching staff tied for first batting average (.234), while ranking third in walks (570) and WHIP (1.38) and fourth in ERA (4.44) and strikeouts (1208). Twins' No. 21 prospect Ricardo Olivar put together a strong campaign for the Mighty Mussels in his third pro season and was named a Florida State League All-Star. In 100 games, Olivar tied for first in doubles (28), ranked second in on-base percentage (.403) and third in total bases (168) and OPS (.855). Andrew Cossetti began the 2023 season in Fort Myers before being promoted to Cedar Rapids on May 23. He was named the Florida State League Player of the Month in April after slashing .339 (20-for-59) with eight doubles, four home runs, 20 RBI, 11 walks, a .474 on-base percentage, a .678 slugging percentage and a 1.152 OPS in 19 games.



FCL TWINS (25-29, Rookie, Florida Complex League) — The FCL Twins tied for fourth in the Florida Complex League's South Division with a 25-29 record, a half-game better than their 25-30 mark in 2022. Offensively, the Twins hit the sixth-most home runs (37) and had the eighth-most total bases (577) in the FCL. Pitching-wise, the Twins led the FCL in strikeout-to-walk ratio (2.16) and ranked fourth in strikeouts (513), fourth in walks allowed (238), seventh in ERA (4.80) and seventh in WHIP (1.53). 2023 first-round draft pick Walker Jenkins made his professional debut with the Twins on August 3 and slugged his first professional home run on August 7 at FCL Rays. Jenkins hit .333 (18-for-54) with three doubles, one triple, two home runs, 12 RBI and six runs scored in 14 games for the club before being promoted to Low-A Fort Myers on August 22. The Twins won eight of their final 12 games, and their .463 winning percentage was their highest since 2019 (.588).

TWINS MINOR LEAGUE STADIUMS PLAYING DIMENSIONS & ATTENDANCE FIGURES

CITY	NAME	SURFACE	DIMENSIONS			2023 ATTENDANCE		
			LF	CF	RF	DATES	AVERAGE	
St. Paul*	CHS Field	Natural	330'	402'	320'	460,918	71	6,492
Wichita	Riverfront Stadium	Natural	340'	400'	325'	322,637	69	4,676
Cedar Rapids	Veterans Memorial Stadium	Natural	315'	400'	325'	161,205	65	2,480
Fort Myers	Lee Health Sports Complex**	Natural	330'	405'	330'	108,879	65	1,675
Fort Myers (FCL Twins)	Lee Health Sports Complex***	Natural	330'	405'	330'			

*St. Paul's home attendance total ranked 13th among all minor league teams

**William H. Hammond Stadium

***Bill Smith Field

MINOR LEAGUES

TWINS MINOR LEAGUE COORDINATORS



KEVIN MORGAN

MINOR LEAGUE FIELD COORDINATOR

Born December 3, 1969 in Lafayette, LA...wife, Heidi...daughters, Alyssa and Kallee...son, Kamden...begins his fifth season in the Twins organization, after serving as the club's major league field coordinator in 2021...2024 also marks his 33rd season in professional baseball...prior to joining the Twins, spent 25 seasons in the Mets system; was New York's instruction and infield coordinator for 10 seasons (2006-15), while also serving as the club's director of minor league operations (2001-05), assistant to the director of minor league operations (1998-2000) and minor league field coordinator (2016-19)...was drafted twice while at Southeastern Louisiana University, first by St. Louis in the 36th round of the 1990 First-Year Player Draft, then again by Detroit in the 30th round in 1991...former infielder spent three seasons in the Tigers organization (1991-93), before being traded to the Mets...played four seasons in New York's system (1994-97), including his major league debut in 1997.



EDGAR VARELA

COORDINATOR OF INSTRUCTION

Born August 9, 1980 in Los Angeles, CA...wife, Emely...sons, Eli and Evan, and daughter, Eliana...begins his seventh season in the Twins organization, third as coordinator of instruction...duties include overseeing base running and fundamentals across the Twins' system...was hitting coach for the Tigres del Licey of LIDOM in the 2022-23 and 2023-24 MLB offseasons; the Tigres won their 24th LIDOM championship in January 2024, a league record...Licey also won the Caribbean Series title in February 2023...was one of Minnesota's major league hitting coaches (2020-21) and minor league field coordinator (2018-19)...prior to joining the Twins, spent 10 seasons in the Pittsburgh organization (2008-17), including as Latin American Hitting Coordinator in 2017...managed the GCL Pirates in 2016 and Rookie-Bristol from 2014-15...from 2009-13 was hitting coach at three levels in the Pirates' system...began his coaching career in 2008 with the GCL Pirates...former infielder, selected by Chicago-AL in the 31st round of the 2002 First-Year Player Draft out of Long Beach State (CA)...played parts of five seasons in the minors with the White Sox (2002-03), Diamondbacks (2003-05) and Marlins (2006), reaching High-A.



JULIO BORBÓN

ASSISTANT COORDINATOR OF INSTRUCTION

Born February 20, 1986 in Starkville, MS...begins his third season with the Twins organization and second as assistant coordinator of instruction...prior to joining Minnesota, spent three years as a minor league coach in the New York Yankees organization...began as defensive and baserunning coach for Triple-A Scranton/Wilkes-Barre in 2019, then managed the FCL Yankees in 2021...former outfielder was selected by the Texas Rangers in the first round (35th overall) of the 2007 MLB First-Year Player Draft of the University of Tennessee...he played parts of five seasons in the majors with the Rangers (2009-13), Chicago Cubs (2013) and Baltimore Orioles (2016), finishing his MLB career with a .273 (219-for-802) batting average, 19 doubles, eight triples, eight home runs, 76 RBI and 47 stolen bases in 294 games...he also spent time with the Acereros de Monclova, Pericos de Puebla and Sultanes de Monterrey of the Mexican League, as well as the Somerset Patriots, then of the independent Atlantic League, before retiring from playing in 2019.



NAT BALLEMBERG

ASSISTANT PITCHING COORDINATOR

Born November 29, 1984 in Long Valley, NJ...married his wife, Laura, during the 2020 baseball pause...the couple hiked to the top of a hill at Valley Forge Park near their home in Phoenixville, PA and had a ceremony at the top...has one daughter, born in the 2023-24 offseason...enters his fifth full season in the Twins organization and second in his current role; served as special projects pitching coordinator (2021-22) and spent time with Fort Myers (2019)...was pitching coach for Milwaukee's 2017 Arizona Rookie League affiliate...also pitching coach for his alma mater, Haverford College, for nine seasons (2011-19)...oversaw the development of two MLB draft picks, while helping the Fords capture three Centennial Conference championships...also served as Haverford's Assistant Fitness Center Director and Strength and Conditioning Coach, coordinating the development and implementation of programs for all 23 varsity teams...earned a master's in sports leadership from Northeastern University...is involved with DiverseCITY, an organization that uses sports as a vehicle to create global citizens.



BOBBY HEARN

COMPLEX PITCHING COORDINATOR

Born September 25, 1996 in Tampa, FL...re-joins the Twins organization as complex pitching coordinator after serving as a pitching coach and recruiting coordinator for pitching at Davidson College in 2023...prior to working for Davidson, was with the Twins as a Florida Complex League pitching coach from 2021-22, his first professional coaching assignment; also joined High-A Cedar Rapids for the second half of the 2022 season and on the coaching staff of the Glendale Desert Dogs in the Arizona Fall League in 2022...primary task in his new role is overseeing the club's pitching development at the team complex in Fort Myers, FL...completed his collegiate baseball career at Wake Forest University...five-year member of the Demon Deacons baseball program from 2016-20...served as team captain from 2019-20...finished his career with a 5-2 record, 4.93 ERA, one save, 40 walks and 69 strikeouts...graduated cum laude and was a member of the National Honor Society, earned his bachelor's degree in finance and his master's in accountability.



BRYCE BERG

HITTING COORDINATOR

Born January 28, 1993 in Carroll, IA...enters his fifth year in the Twins organization, third as minor league hitting coordinator...made his professional coaching debut in 2021, as hitting coach with High-A Cedar Rapids...the Kernels ranked fifth in High-A with 161 home runs...was slated to be Cedar Rapids' hitting coach in 2020 prior to the cancellation of the minor league season...during the 2020 baseball pause, joined other members of the Twins player development staff and Play Ball! Minnesota in putting on a series of Virtual Academy webinars on twinsbaseball.com, aimed at helping young athletes, coaches, parents and administrators with proper fundamentals and form...spent four years (2016-19) as an assistant coach at Concordia University, NE, working with the team's hitters and catchers...Bulldogs won a pair of Great Plains Athletic Conference titles (2017 and 2019), while also advancing to the NIAA tournament in both of those seasons...earned 2015 second team all-Northern Sun Intercollegiate Conference accolades as a senior at Augustana College in Sioux Falls, SD...earned his master's in athletic administration from Concordia in 2017.



RYAN SMITH

ASSISTANT HITTING COORDINATOR

Born May 11, 1993 in Ocala, FL...enters his sixth year in the Twins organization, second as assistant hitting coordinator after serving as a hitting coach in the Twins system for the prior few seasons...was hitting coach for Triple-A St. Paul in 2022; Saints ranked tied for ninth in Triple-A in home runs (194)...served as hitting coach for Double-A Wichita in 2021 (Wind Surge ranked third in Double-A with 636 runs scored) and Low-A Cedar Rapids in 2019...from 2016-18 was assistant coach and strength coach at the College of Central Florida in Ocala...helped develop one of the most potent offenses in school history; the 2018 Patriots ranked seventh nationally with a program-record 94 home runs (shattering the old mark by 38)...played two seasons at CCF, before earning 2016 Gulf South Conference All-Academic Team honors at Valdosta (GA) State University...son of NJCAA Hall of Fame baseball coach Marty Smith, who has served as head baseball coach at the College of Central Florida since 1994 and reached 800 career wins in 2021.

TWINS MINOR LEAGUE COORDINATORS



RAYDEN SIERRA

ASSISTANT HITTING COORDINATOR

Born April 10, 1994 in Boca Chica, Dominican Republic...enters his fourth season with the Twins organization and first as assistant hitting coordinator...spent 2021-23 with Low-A Fort Myers, as hitting coach in 2022-23 and assistant hitting and development coach in 2021...prior to joining the Twins, served as hitting and outfield coach at Florida SouthWestern State College in Fort Myers in 2021 and as a coach at Volunteer State Community College in Gallatin, TN in 2020...an outfielder, Sierra played at Broward (FL) College and Cumberland (TN) University...was named Mid-South Conference Player of the Year in 2018 as a senior at Cumberland...also spent one season in the professional ranks, appearing in 29 games for the Schaumburg Boomers of the independent Frontier League in 2019.



TUCKER FRAWLEY

INFIELD AND CATCHING COORDINATOR

Born May 8, 1984 in New Haven, CT...begins his fifth season with the Twins organization and his fifth in a coaching role with a major league club...spent 12 years (2008-19) on the staff at Yale University, including his last eight as associate head coach...was responsible for formulating the program's overall player development structure, coaching infielders and hitters, preparing team defense and assisting with national recruiting efforts...helped guide the Bulldogs to consecutive Ivy League Regular Season Championships (2017-18), three-straight trips to the Ivy League Championship Series (2016-18) and, in 2017, their first NCAA Tournament appearance since 1993...in 2018, Yale led the nation and tied an NCAA single-season record with a .985 team fielding percentage...during his tenure at Yale, 40 different positional players and 60 total players earned All-Ivy recognition, while the 2019 club saw a school-record four players selected in the First-Year Player Draft...a 2006 graduate of the College of the Holy Cross, where the three-time All-Patriot League selection departed as the school's leader in career hits...one of only two players in program history to earn three Hop Rieppl Awards as team MVP...played two seasons of professional baseball in independent leagues, first with the Worcester Tornadoes (CanAm League) in 2006, then with the Evansville Otters (Frontier League) in 2007.



MIKE QUADE

OUTFIELD COORDINATOR

Gregory Mike Quade (KWAH-dee)...born March 12, 1957 in Evanston, IL...entering his seventh season as the Twins minor league outfield coordinator after three campaigns (2015-17) as the manager at Triple-A Rochester...spent 2014 as a roving outfield and baserunning instructor for the New York Yankees...prior to that, he served as Chicago Cubs manager from 2010-11, posting a record of 95-104 (.472)...won his first game as a major league manager on August 23, 2010 at Washington, a 9-3 victory...was a Cubs coach from 2007-10, Triple-A Iowa (Cubs) manager from 2003-07, Oakland Athletics first base coach from 2000-02 and a minor league manager at various levels from 1985-99...owns a career minor league managerial record of 1,445-1,352 (.517) in 20 seasons, including a 238-192 (.553) mark at the helm of the Red Wings...was a two-time Manager of the Year award winner (1991 for Double-A Harrisburg and 1993 for Triple-A Ottawa)...in 1999 led Triple-A Vancouver (As) to the Pacific Coast League championship and the Triple-A World Series championship...won the Midwest League title as West Michigan's (As) manager in 1996...won his 1000th game as a minor league manager on April 18, 2004 with the Iowa Cubs in New Orleans...drafted by Pittsburgh in the 22nd round of the 1979 First-Year Player Draft...played college baseball for the University of New Orleans...spent five seasons in Pittsburgh's minor league system and ended his playing career in 1982...had a career .264 average with 45 doubles, 12 triples, five home runs and 128 RBI in 424 minor league games.



BRYAN HOUSAND

DIRECTOR, MINOR LEAGUE MEDICAL SERVICES

Born July 3, 1974...got married in 2023-24 offseason...daughter, Brinkley...resides in Fort Myers, FL...begins his third season in the Twins organization and first as director, minor league medical services, after being promoted in January 2024; joined the club in 2022 with over 25 years of experience in all areas of athletic training...was an athletic trainer at Atrium Health from 2021-22...prior to joining the Twins, spent 20 years with the Pittsburgh Pirates, including as the club's head major league athletic trainer from 2018-20...served as the Pirates' athletic training coordinator (2016-17) and as an athletic trainer for several of the team's minor league affiliates, including Triple-A Indianapolis (2011-15), Double-A Altoona (2010), High-A Lynchburg (2006-09), Low-A Hickory (2003-05) and Rookie-Williamsport (2001-02)...had three stints as an athletic trainer in the Arizona Fall League (Phoenix - 2007, Mesa - 2010, Scottsdale - 2012)...was the athletic trainer for Team Korea in the 2017 World Baseball Classic...also worked as an athletic trainer at the 1999 World Games Special Olympics in Durham, NC...earned his degree in physical education with a specialization in sports medicine from the University of North Carolina, Chapel Hill.



CHAD JACKSON

MINOR LEAGUE MEDICAL ADMINISTRATION COORDINATOR

Born May 5, 1971...wife, Pauline...daughter, Payten...resides in Cape Coral, FL...begins his 23rd season in the Twins organization and third as the minor league administration coordinator...from 2012-21, held various minor league athletic training and administration roles...was the head trainer for Triple-A Rochester from 2010-11...prior to his time with the Red Wings, spent six seasons with Double-A New Britain (2005-10), one season with Low-A Quad Cities (2004) and two seasons with Rookie-Elizabethton (2002-03)...also served as the head athletic trainer for Navigantes de Magallanes from 2005-08...interned for the Chicago Cubs (1996) and the Cleveland Indians (2001)...earned a B.A. in Physical Education and Exercise Science with specialization in Athletic Training from John Carroll University (OH) in 1993...earned a Master's of Science in Physical Education with specialization in Athletic Training from Ohio University in 1995.



DAVID RAK

MINOR LEAGUE STRENGTH AND CONDITIONING COORDINATOR

Born August 31, 1989...wife, Suzanne...resides in Fort Myers, FL...begins his eighth season in the Twins organization...prior to joining the Twins, spent four years at the University of Washington as an assistant strength and conditioning coach...earned a Masters in Education with a concentration in coaching from Boston University and a B.S. in Exercise Physiology from UMass Lowell.



AXEL LOPEZ

LATIN AMERICAN MEDICAL COORDINATOR

Born February 29, 1988 in Ponce, Puerto Rico...begins his 11th season with the Twins, fifth in his current role...as a member of the Twins, worked as a certified athletic trainer for the Criollos de Caguas (2016-17) and Cangrejeros de Santurce (2014-16) of the Puerto Rican Winter League...prior to joining Minnesota, he worked for the Boston Red Sox as an athletic training intern from 2012-13...earned a B.S. in athletic training from East Stroudsburg University of Pennsylvania and a B.S. in athletic therapy from the University of Puerto Rico.

MINOR LEAGUES



TRIPLE-A ST. PAUL

ST. PAUL SAINTS

International League (4th year)

2023 Record: 84-64 (1st in West Division)

360 Broadway St.
St. Paul, MN 55101
(651) 644-3517
FAX: (651) 644-1627

Executive Vice President/General Manager Derek Sharrer
Executive Vice President Tom Whaley
Executive Vice President/Sales & Operations Chris Schwab
Vice President/Assistant GM/Brand Marketing & Experience ... Sierra Bailey
Vice President/Director of Broadcasting & Media Relations ... Sean Aronson
Stadium CHS Field
Capacity 7,210

Manager Toby Gardenhire
Hitting Coach Shawn Schlechter
Pitching Coaches Peter Larson, Dan Urbina
Defensive Coach Tyler Smarslok
Athletic Trainers Ben Myers, Taylor Carpenter
Strength and Conditioning Coach Stephen Hopkins
Clubhouse Manager/Baseball Operations Assistant Matt Trump
Coordinators, Baseball Technology Lincoln Fieck, Alek Hughes



TOBY GARDENHIRE MANAGER

Born Sept. 11, 1982 in Manhasset, NY... wife, Sara, and son, Bodie (6/8/22)...has a cat named Steven Tyler, whose meows sound like the rock singer...begins his eighth season as a coach in the Twins organization and his sixth as a manager (fourth in St. Paul)...has a 376-323 (.538) mark as a manager (2018-23)...guided

RECORD AS MANAGER						
Year	Club	League	W	L	Pct.	Finish
2018	Cedar Rapids	Midwest	77	62	.554	2nd in division
2019	Fort Myers	Florida State	74	59	.556	2nd in division
2021	St. Paul	Triple-A East	67	63	.515	3rd in division
2022	St. Paul	International	74	75	.497	T-4th in division
2023	St. Paul	International	84	64	.568	1st in division
Minor League Totals			376	323	.538	

Fort Myers to a 74-59 finish in 2019, including the first half South Division title, before the season was cut short due to Hurricane Dorian...led Cedar Rapids to a 77-62 record and first-round playoff series victory as a rookie manager in 2018...third base coach for Triple-A Rochester and hitting coach for GCL Twins in 2017...head coach at UW-Stout from 2012-16; Stout earned 14 All-WIAC selections and three players were selected as WIAC Scholar-Athletes in span...worked with the GCL Twins in summer 2016...was a hitting and fielding instructor with the Twins Training Academy in Blaine (2009-11) and a defensive fielding instructor with LPA Baseball in Roseville (2005-09)...played with German National Baseball Team in attempt to qualify for World Baseball Classic...played college ball at University of Arkansas-Fort Smith Junior College, Southwest Missouri State and the University of Illinois...played summer ball for Rochester (Northwoods League); earned most inspirational player award in 2005...drafted by Twins in 2002 and 2005...played in the Twins organization from 2005-11...son of former Twins manager and Twins Hall of Famer Ron Gardenhire...participated in 2021 Virtual TwinsFest, for a segment called "A Gurdy Party with Ron and Toby."

POSTSEASON PLAY						
Year	Club	League	W	L	Pct.	Finish
2018	Cedar Rapids	Midwest	2	2	.500	Lost in Semis
Postseason Totals			2	2	.500	



PETER LARSON PITCHING COACH


Born April 28, 1986 in Williamsburg, VA... enters his sixth year in the Twins organization and second in Triple-A...Saints pitchers posted a 4.59 team ERA in 2023, fourth lowest among the 30 Triple-A clubs...pitching coach for Double-A Wichita in 2022, spent 2021 as pitching coach for Low-A Fort Myers and 2019 as minor league rehab pitching coach...slated to be the pitching coach for



DAN URBINA PITCHING COACH

Born November 13, 1974 in Caracas, VZ... wife, Alexy...five children (Dan Jr., Daneirs, Darién, Derek and Danna)...enters his sixth season in the Twins organization and first in Triple-A, after spending the last two seasons as pitching coach in Double-A...also served as pitching coach for the club's FCL affiliate in 2021 and DSL affiliate in 2019...was slated to be part of the GCL Twins coaching staff in 2020 prior to the cancellation of the minor league season...was a pitching coach in the Pittsburgh organization for 18 seasons, first with the VSL Pirates (2001-11) and then with the DSL Pirates (2012-18)...also pitched three minor league seasons (1995-97) in the Los Angeles Dodgers organization.

Low-A Cedar Rapids in 2020, prior to the cancellation of the minor league season...prior to joining the Twins, spent four seasons with Fordham University (2018), University at Albany (2017), Siena College (2016) and King University in Bristol, TN (2015)...spent 2015 as pitching coach for the Madison Mallards in the Northwoods League...his 2018 Fordham pitching staff set a school record with 536 strikeouts in 495.0 innings and posted a 3.36 team ERA...graduated from Ferrum (VA) College in 2009, where he helped the Panthers to USA South conference titles in 2005 and 2007...played a year of professional ball, pitching in the independent Can-Am League in 2011.



TYLER SMARSLOK DEFENSIVE COACH

Born February 7, 1992 and raised in Jackson, NJ...joined the Twins organization in 2020; 2024 will mark his fourth season in a professional coaching role, after serving as St. Paul's infield coach 2021 and defensive coach in 2022...was slated to be a coach for the GCL Twins in 2020 prior to the cancellation of the minor league season...spent five seasons in the collegiate ranks, including 2019 at Seton Hall University...worked with the infielders and hitters, helping the Pirates improve their fielding percentage from .958 to .977 and produce multiple All-Big East selections...also worked as an assistant coach between 2015-18 at Heidelberg University (Tiffin, OH), Claremont-Mudd-Scripps (Claremont, CA) and his alma mater Kean University (Union, NJ)...was an All-Conference performer and National Rawlings Golden Glove recipient as a four-year starter at Kean (2011-14), helping the Cougars make three trips to the DIII College World Series.



SHAWN SCHLECHTER HITTING COACH

Is from Burnsville, MN, and grew up a Twins fan...enters his fifth year in the organization, first at the Triple-A level after serving as hitting coach in Double-A in 2023 and High-A in 2022...prior to that, was hitting coach for the FCL Twins in 2021 and slated to be in the same role in 2020...spent eight years at North Iowa Community College, first as a player and then as a coach...during his tenure working with NIACC hitters (2013-19), four of his players were picked in the First-Year Player Draft...during the 2020 baseball pause, joined members of the Twins' player development staff and Play Ball! Minnesota in a series of online Virtual Academy webinars, aimed at helping young athletes with proper fundamentals and form...the webinars were targeted to different age groups and covered a wide range of topics.

2023 ST. PAUL FINAL STATISTICS

PLAYER	AVG	G	AB	R	H	2B	3B	HR	RBI	SF	SH	HBP	BB	SO	SB	CS	E	OBP
Bechtold, A	.257	73	183	23	47	14	0	8	27	1	0	0	22	56	0	0	2	.335
Buxton, B	.167	4	12	0	2	0	0	0	1	0	0	0	2	5	0	0	0	.286
Camargo, J	.259	90	332	56	86	16	1	21	63	3	0	4	29	119	2	1	6	.323
Castro, W	.182	3	11	2	2	0	0	0	1	0	0	0	2	5	0	0	0	.308
Celestino, G	.243	55	185	31	45	11	2	4	31	1	1	4	42	37	4	2	2	.392
Contreras, M	.274	90	340	52	93	17	1	10	54	0	0	5	36	99	23	8	3	.352
De Goti, A	.184	51	141	26	26	9	0	1	9	0	1	3	30	48	2	1	1	.339
Farmer, K	.308	4	13	4	4	2	0	1	3	0	0	0	2	4	0	0	0	.400
Gallo, J	.172	9	29	2	5	1	0	2	6	1	0	0	4	11	0	0	0	.265
Garlick, K	.242	79	298	55	72	18	1	14	65	6	0	8	43	110	2	1	1	.346
Gordon, N	.100	6	20	2	2	1	0	0	0	0	0	1	2	7	0	1	0	.217
Gray, S	.250	1	4	1	1	0	0	0	0	0	0	0	0	1	0	0	0	.250
Helman, M	.296	27	108	22	32	7	1	6	31	0	0	3	7	16	5	1	2	.356
Julien, F	.293	38	133	29	39	12	0	5	22	2	0	3	32	42	3	0	3	.435
Keirsey Jr., D	.264	39	129	20	34	1	3	2	13	0	0	4	19	31	8	0	1	.375
Kirilloff, A	.369	16	65	14	24	4	0	5	18	0	0	2	6	13	2	1	3	.438
Kolozsvary, M	.214	6	14	2	3	1	0	1	4	0	0	0	1	5	0	0	0	.267
LaMarre, R	.204	28	93	12	19	6	0	3	12	0	0	3	12	33	7	1	0	.315
Larnach, T	.271	72	262	56	71	14	1	15	47	8	0	3	50	90	2	2	1	.384
Lee, B	.237	38	152	20	36	8	3	5	23	1	0	0	15	28	1	0	6	.304
Lewis, R	.356	12	45	11	16	1	0	6	13	1	0	0	5	13	3	1	1	.412
Martin, A	.263	59	205	33	54	11	0	6	28	3	1	7	36	43	16	4	3	.386
Miranda, J	.255	39	161	24	41	6	1	3	23	2	0	3	15	29	2	0	5	.326
Pérez, H	.279	63	204	30	57	8	2	10	47	3	0	1	23	48	9	4	7	.351
Polanco, J	.281	9	32	5	9	1	0	1	1	0	0	1	5	10	0	0	1	.395
Prato, A	.302	72	232	53	70	23	1	10	45	2	0	6	59	69	10	4	10	.452
Severino, Y	.233	36	133	24	31	2	1	11	22	2	0	3	15	56	0	0	0	.320
Soto, E	.213	53	164	23	35	7	2	1	13	1	3	2	14	59	9	1	2	.282
Stevenson, A	.317	106	416	91	132	23	7	16	57	0	1	11	42	97	44	5	5	.394
Wallner, M	.291	67	254	50	74	20	3	11	47	2	0	10	39	87	0	0	5	.403
White, T	.259	16	58	10	15	3	0	2	7	0	0	1	11	13	0	0	2	.386
Williams, C	.236	95	309	58	73	13	2	21	75	7	0	8	51	122	3	0	6	.352
Wolters, T	.244	57	172	25	42	8	0	3	21	2	0	5	36	46	0	1	3	.386
Yake, E	.286	11	35	9	10	4	0	2	5	0	0	0	4	7	1	0	2	.359
TEAM TOTAL	.263	148	4944	875	1302	272	32	206	834	48	7	101	711	1459	158	38	98	.364

PITCHER	W	L	ERA	G	GS	CG	SH	SV	IP	H	R	ER	HR	HB	BB	SO	WP	BK	BAA
Alcala, J	2	1	1.17	6	0	0	0	0	7.2	5	1	1	1	0	4	10	0	0	.192
Balazovic, J	1	1	5.32	22	3	0	0	0	45.2	47	29	27	5	1	32	54	4	0	.269
Bechtold, A	3	1	11.00	20	0	0	0	0	18.0	22	22	22	1	2	24	16	3	0	.333
Boyle, M	4	3	5.15	30	1	0	0	0	36.2	24	22	21	6	2	27	37	2	2	.182
Bravo, J	1	0	10.50	3	0	0	0	0	6.0	10	7	7	3	0	6	6	0	0	.357
Brice, A	3	1	5.54	32	0	0	0	0	37.1	36	26	23	3	2	18	40	3	0	.257
De León, J	0	2	3.62	9	4	0	0	1	27.1	25	13	11	2	1	12	26	2	0	.245
Dobnak, R	5	9	5.13	31	26	0	0	1	126.1	148	82	72	12	5	61	115	1	0	.295
Enlow, B	2	5	7.94	15	12	0	0	0	45.1	53	41	40	10	6	19	44	4	0	.294
Festa, D	1	1	2.92	3	3	0	0	0	12.1	10	4	4	1	0	9	15	1	0	.222
Funderburk, K	4	1	2.60	37	2	0	0	5	52.0	34	15	15	1	3	21	75	0	1	.183
Headrick, B	4	2	4.68	19	12	0	0	0	75.0	72	42	39	11	5	26	83	2	0	.251
Henriquez, R	5	3	5.68	37	0	0	0	1	57.0	54	38	36	6	3	36	49	1	1	.244
Keuchel, D	1	0	1.13	6	6	0	0	0	32.0	28	6	4	3	0	12	28	1	0	.233
Laweryson, C	3	4	4.80	32	4	0	0	0	50.2	52	35	27	11	4	25	51	0	0	.257
Luna, C	0	1	18.00	2	1	0	0	0	4.0	10	8	8	2	1	3	4	1	0	.476
Maeda, K	0	0	2.03	4	4	0	0	0	13.1	10	3	3	1	0	5	17	1	0	.200
McMahon, H	0	1	1.59	7	2	0	0	0	11.1	10	4	2	0	0	6	7	0	0	.233
Megill, T	0	0	13.03	7	0	0	0	0	9.2	9	14	14	4	0	13	16	1	0	.243
Moran, J	0	0	1.08	6	0	0	0	1	8.1	7	1	1	0	0	9	8	0	0	.233
Murphy, P	6	4	3.69	42	4	0	0	6	85.1	83	39	35	7	8	50	97	7	0	.256
Ober, B	2	1	2.38	5	5	0	0	0	22.2	16	7	6	1	0	6	25	0	0	.195
Ortega, O	3	1	1.82	24	0	0	0	5	34.2	24	11	7	3	1	10	44	0	0	.195
Paddack, C	0	0	0.00	1	0	0	0	0	3.0	2	0	0	0	0	1	5	0	0	.182
Peguero, F	0	0	7.20	3	1	0	0	0	5.0	7	7	4	2	2	4	6	0	0	.333
Rodriguez, D	2	0	4.66	7	2	0	0	0	19.1	15	12	10	3	2	10	20	1	0	.205
Ryan, J	0	0	2.25	1	1	0	0	0	4.0	1	1	1	0	2	7	0	0	0	.077
Sadzeck, C	1	3	5.40	25	2	0	0	1	35.0	40	28	21	6	2	26	42	5	2	.290
Sanchez, A	4	4	5.30	18	16	0	0	1	73.0	74	47	43	10	9	53	57	0	0	.270
Sands, C	0	2	1.47	19	0	0	0	4	30.2	17	6	5	2	0	10	41	3	0	.156
Scherff, A	0	0	9.53	5	0	0	0	0	5.2	5	7	6	2	0	7	7	0	0	.238
Schuller, A	7	3	3.79	41	0	0	0	0	57.0	61	24	24	1	3	30	51	4	0	.281
Stewart, B	0	0	1.54	10	0	0	0	2	11.2	7	3	2	0	1	4	22	1	0	.171
Taylor, C	0	0	0.00	1	0	0	0	0	1.0	2	0	0	0	0	0	1	0	0	.500
Thielbar, C	1	0	0.00	4	0	0	0	0	4.0	1	0	0	0	0	1	5	0	0	.077
Varland, L	7	1	3.97	16	15	0	0	0	81.2	84	48	36	8	4	26	88	1	0	.265
Winder, J	5	3	6.16	18	0	0	0	2	30.2	39	22	21	5	1	19	39	4	0	.312
Wolters, T	0	0	0.00	1	0	0	0	0	0.1	1	0	0	0	1	0	0	0	0	.500
Woods Richardson, S	7	6	4.91	24	22	0	0	0	113.2	109	68	62	13	1	61	96	3	3	.253
TEAM TOTAL	84	64	4.59	148	148	0	2	30	1294.1	1254	743	660	147	70	688	1354	56	9	.254

MINOR LEAGUES



DOUBLE-A WICHITA

WICHITA WIND SURGE

Texas League (4th year)

2023 Record: 64-73 (4th in North)

275 S. McLean Blvd.

Wichita, KS 67213

(316) 221-8000

President Jay Miller
 General Manager Matt Hamilton
 Director of Corporate Partnerships and Public Relations .. Tim Grubbs
 Stadium Riverfront Stadium
 Capacity 10,005

Manager Ramon Borrego
 Hitting Coach..... Corbin Day
 Hitting and Development Coach Yeison Pérez
 Pitching Coaches..... DJ Engle, Dan Urbina
 Athletic Trainers..... Katie Lortie, Chase Thompson
 Strength and Conditioning Coach..... Jacob Needham
 Coordinator, Baseball Technology Chase Carder



RAMON BORREGO MANAGER

Born June 7, 1978 in Maracay, VZ... resides in Mariara, Carabobo, VZ... begins his 14th season as a manager in the Twins organization and sixth year at the Double-A level...has guided his four of his last five clubs to the postseason (Wichita 2021-22, Pensacola 2019, Fort Myers 2018 and GCL Twins 2017)...named Double-A Central Manager of the Year in

2021; led Wichita to a division-best 69-51 record in the club's inaugural season...led Pensacola to a 76-63 mark and playoff berth in 2019...his 2018 High-A Fort Myers team went 40-28 in the second half to clinch a playoff spot, then finished 5-1 in the postseason en route to the championship...managed the GCL Twins from 2011-17 (coached in 2010)...was the field manager of the Twins Dominican Republic Baseball Academy in 2009; led the DSL team to the championship series...coach of the Twins Venezuelan Academy from 2004-08...played in the Twins organization from 1996-2002...signed by Minnesota as an undrafted free agent October 9, 1995...served as bench coach for Team Venezuela at the WBSC Baseball Americas Olympic Qualifier in 2021 and third base coach for Venezuela in the 2023 World Baseball Classic...managed the Caribes de Anzoategui in 2019 (VEWL).

RECORD AS MANAGER

Year	Club	League	W	L	Pct.	Finish
2009	DSL Twins	DR Academy	46	23	.667	3rd in division
2011	GCL Twins	Gulf Coast	31	29	.517	2nd in division
2012	GCL Twins	Gulf Coast	33	27	.550	2nd in division
2013	GCL Twins	Gulf Coast	28	32	.467	3rd in division
2014	GCL Twins	Gulf Coast	23	37	.383	4th in division
2015	GCL Twins	Gulf Coast	27	32	.458	3rd in division
2016	GCL Twins	Gulf Coast	32	28	.533	2nd in division
2017	GCL Twins	Gulf Coast	35	23	.603	1st in division
2018	Fort Myers	Florida State	68	69	.496	4th in division
2019	Pensacola	Southern	76	63	.547	2nd in division
2021	Wichita	Double-A	69	51	.535	1st in division
2022	Wichita	Texas	78	59	.569	1st in division
2023	Wichita	Texas	64	73	.467	4th in division

Minor League Totals

587 519 .531

POSTSEASON PLAY

Year	Club	League	W	L	Pct.	Finish
2017	GCL Twins	Gulf Coast	0	1	.000	Lost in Semis to Nationals
2018	Fort Myers	Florida State	5	1	.833	Won Championship
2019	Pensacola	Southern	2	3	.400	Lost in Semis to Biloxi
2021	Wichita	Double-A	0	3	.000	Lost Championship to NWA
2022	Wichita	Texas	2	2	.500	Lost Championship to FRI

Postseason Totals

9 10 .474



DJ ENGLE PITCHING COACH

Born February 20, 1993...native of Milwaukee, Wisconsin...enters his fourth season with the Twins organization and second straight at the Double-A level...previously served as pitching coach for the DSL Twins for two seasons from 2021-22...prior to joining the Twins, was a graduate assistant baseball coach at McPherson College in Kansas from

2018-21...was an assistant coach for the Northwoods League's Bismarck Larks (2018-19) and as a volunteer assistant coach at Lakeland University in Wisconsin (2017-18)...earned his bachelor's degree in criminal justice and corrections from Chicago State University and his master's of liberal studies in health and human performance from Fort Hays State University.



CARLOS HERNANDEZ PITCHING COACH

Born April 22, 1980 in Guacara, VZ...wife, Yobaisy...son, Carlos Enrique and daughter, Mariagracia...begins his seventh year in the Twins organization and first at the Double-A level, after working with High-A Cedar Rapids in 2023 and spending the prior three years with Low-A Fort Myers...in 2023, Cedar Rapids' 3.90 team ERA ranked

12th among all full-season minor league teams...in 2021, Mighty Mussels pitchers ranked fourth in Low-A with a 3.96 ERA and tied for sixth with 1,228 strikeouts...due to be the Mighty Mussels' pitching coach in 2020 prior to the cancellation of the minor league season...spent two years with rookie-level clubs, making his professional coaching debut as the DSL Twins pitching coach in 2018 before serving in the same role for the GCL Twins in 2019...originally signed by Houston as an amateur free agent in 1997, made 35 appearances (33 starts) for the Astros between 2001-04...missed the 2003 season due to injury...went 9-8 with a 4.54 ERA (170.2 IP, 86 ER)...also pitched in the Tampa Bay system from 2008-10.



CORBIN DAY HITTING COACH

Born November 18, 1996...is from Ely, Iowa, just southeast of Cedar Rapids...enters his second season in the Twins organization, after serving as hitting coach for the 2023 Midwest League champion Cedar Rapidsernels in 2023, his first professional coaching post...2023 Kernels hitters slugged 137 home runs, fifth most in High-A...prior

to joining the Twins, spent three seasons as assistant hitting and catching coach at Kirkwood Community College...prior to becoming a coach, played two seasons for Mount Mercy University in Cedar Rapids, where he earned his bachelor's degree in secondary education and was named to the 2019 Heart of America Conference Gold Glove Team...the former catcher also played two seasons at Kirkwood CC.



YEISON PEREZ HITTING & DEVELOPMENT COACH

Born April 9, 1996 in Santo Domingo, Dominican Republic...enters his seventh year in the Twins organization, first with Wichita...was with Cedar Rapids in 2023 and the FCL Twins from 2021-22...served as a catcher for the DSL Twins in 2018 and transitioned to a coaching role with the club in 2019-20...was slated to be the hitting coach for the DSL Twins in 2020 prior to the cancellation of the minor league season...signed with Seattle on July 2, 2014 and spent 2014-15 at the Mariners' Dominican facility...signed with the Twins on May 26, 2016 and played in the system from 2016-18 as a catcher and first baseman.

2023 WICHITA FINAL STATISTICS

PLAYER	AVG	G	AB	R	H	2B	3B	HR	RBI	SF	SH	HBP	BB	SO	SB	CS	E	OBP
Bañuelos, D	.270	48	152	24	41	7	1	10	30	0	2	3	21	68	1	0	1	.369
Fajardo, Y	.305	123	469	75	143	23	8	9	53	3	1	4	50	84	50	13	4	.375
Garry Jr., W	.264	34	106	14	28	9	2	4	23	1	1	1	7	37	9	1	2	.313
Gray, S	.260	84	285	48	74	9	2	9	37	0	0	7	41	108	14	6	8	.366
Helman, M	.227	6	22	2	5	1	0	1	5	1	0	0	1	5	0	0	0	.250
Holland, W	.197	101	294	50	58	11	3	5	35	2	1	2	42	95	30	7	2	.300
Isola, A	.279	110	408	66	114	22	0	20	58	1	0	6	50	100	5	2	6	.366
Keirsey Jr., D	.305	91	361	59	110	17	5	13	48	2	0	3	31	93	31	5	1	.363
Lee, B	.292	87	349	63	102	31	0	11	61	5	0	2	41	63	6	4	14	.365
Lewis, R	.333	2	6	3	2	1	0	0	1	0	0	1	1	3	2	0	0	.500
Nigro, F	.111	3	9	1	1	0	0	0	0	0	0	0	2	4	0	1	1	.273
Prato, A	.171	43	129	17	22	2	1	2	15	0	2	5	20	35	8	2	2	.305
Ross, B	.226	10	31	5	7	0	0	0	4	1	0	0	4	7	2	0	0	.306
Rucker, J	.248	119	420	51	104	21	4	9	63	5	2	7	42	123	10	11	11	.323
Sabato, A	.221	77	272	38	60	19	1	12	45	2	0	3	42	103	2	2	5	.329
Schmidt, K	.250	2	8	2	2	0	0	0	1	0	0	0	1	2	0	0	0	.333
Schobel, T	.226	49	177	19	40	6	1	2	18	2	0	3	25	40	3	1	6	.329
Severino, Y	.287	84	334	56	96	15	2	24	62	0	0	5	36	117	3	4	12	.365
Shuffield, D	.241	26	87	11	21	2	0	4	10	1	0	0	13	28	6	1	2	.337
Smith, A	.202	26	89	10	18	2	0	2	8	1	0	1	10	31	2	1	0	.287
Soularie, A	.231	79	225	41	52	5	1	11	33	1	0	5	39	75	22	5	4	.366
Winkel, P	.266	88	304	43	81	16	1	10	48	4	0	3	45	86	3	1	12	.362
Yake, E	.177	24	62	9	11	3	0	1	4	0	0	1	10	13	2	2	4	.301
TEAM TOTAL	.259	137	4599	707	1192	222	32	159	662	32	9	62	574	1320	211	68	113	.347

PITCHER	W	L	ERA	G	GS	CG	SHO	SV	IP	H	R	ER	HR	HB	BB	SO	WP	BK	BAA
Adams, T	4	0	5.66	26	25	0	0	0	109.2	118	75	69	16	3	43	97	7	1	.275
Alcala, J	0	0	9.00	2	0	0	0	0	2.0	3	2	2	1	0	1	4	0	1	.333
Bañuelos, D	0	0	94.50	1	0	0	0	0	0.2	6	7	7	4	0	1	1	0	0	.667
Beck, T	3	0	3.06	10	0	0	0	0	17.2	13	6	6	1	1	9	19	1	1	.203
Bentley, D	3	1	4.36	29	0	0	0	0	43.1	50	22	21	3	2	18	45	6	0	.292
Boyle, M	2	0	2.63	19	0	0	0	1	27.1	24	8	8	5	0	9	29	1	0	.235
Bravo, J	3	3	6.28	11	2	0	0	0	28.2	33	26	20	8	1	10	25	2	0	.280
Brink, J	1	2	6.00	28	0	0	0	5	33.0	31	22	22	4	1	21	27	3	0	.250
Cabezas, A	1	2	4.43	14	0	0	0	1	20.1	25	12	10	5	2	10	22	0	0	.291
Carr, J	1	1	6.10	4	1	0	0	0	10.1	14	8	7	2	1	4	5	2	0	.318
Donato, C	1	7	11.57	13	11	0	0	0	42.0	72	55	54	13	2	23	36	0	0	.377
Enlow, B	3	1	3.17	11	10	0	0	0	54.0	48	23	19	6	8	13	65	0	2	.236
Festa, D	3	3	4.39	21	19	0	0	0	80.0	76	45	39	8	2	33	104	6	0	.249
Floyd, T	2	2	5.97	28	0	0	0	0	37.2	45	26	25	6	3	19	41	1	1	.298
Funderburk, K	1	0	1.00	5	0	0	0	1	9.0	8	1	1	0	0	6	14	1	0	.235
German, O	2	1	5.40	15	0	0	0	0	18.1	24	11	11	1	2	9	15	1	0	.316
Grace, R	1	3	4.11	27	1	0	0	2	50.1	40	27	23	5	6	23	53	3	0	.216
Griffith, O	0	0	--	1	0	0	0	0	0.0	1	3	3	1	1	1	0	0	0	1.000
Holland, W	0	0	16.20	3	0	0	0	0	1.2	4	3	3	2	1	0	0	0	1	.444
Luna, C	2	9	5.87	23	16	0	0	0	95.0	106	69	62	30	8	24	96	3	1	.279
Mattson, I	3	1	3.62	21	1	0	0	0	32.1	15	15	13	3	4	24	42	3	0	.138
McMahon, H	2	1	6.71	40	0	0	0	4	60.1	65	50	45	9	7	19	57	5	0	.277
Mooney, S	0	1	8.31	5	2	0	0	0	4.1	5	5	4	2	0	4	5	1	0	.263
Nordlin, S	0	1	5.67	16	0	0	0	0	27.0	37	17	17	3	1	12	13	1	0	.322
Nowlin, J	3	1	3.82	9	7	0	0	0	37.2	31	21	16	4	8	22	35	8	0	.230
Ohi, P	7	3	2.69	16	14	0	0	0	87.0	70	26	26	9	2	13	74	1	0	.217
Paddack, C	0	1	4.50	1	1	0	0	0	4.0	4	2	2	1	0	0	6	1	0	.267
Peguero, F	3	4	4.50	31	0	0	0	3	40.0	42	24	20	9	2	10	34	1	2	.261
Phillips, A	1	0	11.57	4	0	0	0	0	4.2	9	6	6	2	0	6	2	0	1	.429
Raya, M	0	3	5.28	11	11	0	0	0	29.0	22	19	17	2	2	14	26	4	1	.204
Rodriguez, M	3	2	3.95	13	0	0	0	3	13.2	19	14	6	0	1	4	24	2	0	.317
Rozeck, A	3	3	5.76	26	15	0	0	1	86.0	93	59	55	15	6	30	81	6	1	.276
Scherff, A	4	2	3.57	39	0	0	0	4	53.0	50	23	21	5	1	31	66	8	0	.244
Taylor, C	2	5	3.98	31	1	0	0	2	43.0	37	24	19	3	5	21	46	6	1	.230
TEAM TOTAL	64	73	5.06	137	137	0	5	27	1203.0	1240	756	676	188	83	487	1209	85	13	.264

MINOR LEAGUES



HIGH-A CEDAR RAPIDS

CEDAR RAPIDS KERNELS

Midwest League (11th year / 4th in High-A)
2023 Record: 82-50 (1st in West)

950 Rockford Rd. SW
Cedar Rapids, IA 52404
(319) 363-3887
FAX: (319) 896-7631

Chief Executive Officer.....Doug Nelson
General Manager.....Scott Wilson
Senior Director, Business Development.....Jessica Fergesen
Stadium.....Veterans Memorial Stadium
Capacity.....5,300

Manager.....Brian Dinkelman
Hitting Coaches.....CJ Baker, Jairo Rodriguez (development)
Pitching Coaches.....Argenis Angulo, Jonas Lovin
Athletic Trainers.....Tyler Blair, Randy Yang
Strength and Conditioning Coach.....Blake Kretovics
Coordinator, Baseball Technology.....Jeremy Miranda



BRIAN DINKELMAN MANAGER

Born November 10, 1983 in Centralia, IL...wife, Randi...daughter, Sydney... enters his 10th year in the Twins organization, ninth with Cedar Rapids and sixth as the Kernels' manager...led the Kernels to an 82-50 (.621) record in 2023 -- tops in the minor leagues -- en route to the club's first Midwest League championship since 1994...earned

2023 *Baseball America* Minor League Manager of the Year honors for his leadership...led the Kernels to a 78-58 record in 2022. CR fell to South Bend in the first round of the playoffs...in 2021, Cedar Rapids made the postseason but fell in the High-A Central Championship Series, 2-3, to Quad Cities...in 2019 guided Cedar Rapids to a 78-62 record, the second-half Midwest League Western Division title and a first-round playoff series victory (2-1 over Quad Cities)...Kernels fell in the semifinals, 2-1...served as the Cedar Rapids hitting coach from 2016-18...Kernels ranked in the top-half of the 16-team MWL in hitting those seasons...spent 2015 as a coach for the GCL Twins...drafted by the Twins in the eighth round of the 2006 First-Year Player Draft out of McKendree (IL) University...played eight seasons in the Twins organization from 2006-13, earning All-Star honors in 2007 (Midseason MWL), 2008 (Florida State League) and 2009 (Eastern League Postseason Team)...played in 23 games for Minnesota in 2011, hitting .301 (22-for-73) with a double and four RBI...was a three-time American Midwest Conference Player of the Year and left McKendree as the NAIA all-time leader in career hits (373), doubles (96), runs scored (303) and total bases (670).

RECORD AS MANAGER

Year	Club	League	W	L	Pct.	Finish
2019	Cedar Rapids	Midwest League	78	62	.557	4th in division
2021	Cedar Rapids	High-A	67	53	.558	2nd in division
2022	Cedar Rapids	Midwest League	78	58	.574	T-1st in division
2023	Cedar Rapids	Midwest League	82	50	.621	1st in division
Minor League Totals			300	223	.574	

POSTSEASON PLAY

Year	Club	League	W	L	Finish
2019	Cedar Rapids	Midwest	3	3	Lost in Semis
2021	Cedar Rapids	High-A	2	3	Lost High-A Central champ.
2022	Cedar Rapids	Midwest	1	2	Lost in Semis
2023	Cedar Rapids	Midwest	4	2	Won MWL championship
Postseason Totals			10	10	.500



ARGENIS ANGULO PITCHING COACH

Born February 26, 1994 in Araure, Venezuela...is in his second season in the Twins organization and first with Cedar Rapids after serving as a pitching coach in at the club's Florida complex in 2023, his first professional coaching post after spending eight seasons pitching in the minors with Cleveland, Oakland and Minnesota...most


recently, went 2-2 with a 7.63 ERA (15.1 IP, 13 ER), 15 walks and 24 strikeouts in 14 relief appearances for Double-A Wichita in 2022...originally selected by Cleveland in the 19th round of the 2014 MLB First-Year Player Draft out of Ranger College in Texas...was named New York-Penn League Pitcher of the Week on June 26, 2016 with Short-A Mahoning Valley, a Carolina League Midseason All-Star in 2017 with High-A Lynchburg and was twice named to the Arizona Fall League Rising Stars team, in 2017 with Glendale and 2019 with Mesa...overall went 21-12 with a 4.34 ERA (290.0 IP, 140 ER), 166 walks and 370 strikeouts in 221 career minor league games (4 starts)...also pitched two seasons with the Cardenales de Lara of the Venezuelan Winter League.



JONAS LOVIN PITCHING COACH

Born January 15, 1996...native of Minden, Nebraska...wife, Ali, married in July 2019...the couple has a daughter, Elle Katherine...enters his second season in the Twins organization, after holding the same role with Cedar Rapids in 2023; also his first professional coaching post...the Kernels' 3.90 team ERA in 2023 was 12th lowest among all full season minor league teams...prior to joining the Twins was

the pitching coach at Iowa Central Community College, where the pitching staff broke the school strikeout record in the 2021-22 season...spent two seasons on the coaching staff at Concordia University (NE); during his tenure, the team won the 2021 GPAC regular season and postseason titles, set a single-season record with 42 wins, broke the school single-season record in strikeouts and made the first NAIA World Series appearance in program history...prior to becoming a coach, pitched collegiately at Division II Augustana University (SD), where he won a national championship in 2018...also pitched one season for Division I the University of Nebraska Omaha in 2019, where he earned his master's degree in organizational science and leadership.



JAIRO RODRIGUEZ HITTING & DEVELOPMENT COACH

Born August 24, 1988 in Acarigua, Venezuela...rejoins the Twins for his 16th year in the Twins organization as a minor league player or coach...most recently was a hitting coach with the Dominican Summer League Twins in 2023...spent 2017-19 tutoring hitters for the DSL Twins...was due to be the hitting coach of the DSL Twins in 2020 prior

to the cancellation of the minor league season...beginning in 2006 with the VSL Cubs/Twins, former catcher played 10 seasons of professional ball in the Minnesota organization, topping out with Triple-A Rochester in 2013.



CJ BAKER HITTING COACH

Native of Washington state...joins the Twins organization in 2024 for his first professional coaching post...spent 2022-23 as video, technology and analytics coordinator for Stanford University's baseball program, including working with the 2022 Cardinal team that reached the College World Series...prior to joining Stanford, had stints as a hitting coach at Biola University

(CA), an assistant baseball coach at Bucknell University (PA) and an assistant coach at Lock Haven University (PA)...also served as a graduate assistant at Seattle University from 2015-16 while earning his master's degree from the University of Washington.

2023 CEDAR RAPIDS FINAL STATISTICS

PLAYER	AVG	G	AB	R	H	2B	3B	HR	RBI	SF	SH	HBP	BB	SO	SB	CS	E	OBP
Cardenas, N	.272	90	309	44	84	23	1	3	38	3	0	11	55	77	9	5	3	.397
Cavaco, K	.193	59	202	24	39	4	0	5	14	0	0	2	18	88	1	0	2	.266
Cossetti, A	.262	60	195	45	51	12	3	9	30	4	0	8	42	54	0	0	2	.406
Fedko, K	.242	59	165	29	40	6	2	6	24	2	0	3	41	39	5	2	3	.398
Garry Jr., W	.216	46	134	20	29	8	1	3	15	3	1	2	14	54	10	1	2	.294
Keaschall, I	.313	8	32	5	10	2	0	2	6	0	0	0	2	3	1	0	2	.353
Mack, C	.103	9	29	0	3	1	0	0	3	1	1	0	2	14	1	0	0	.156
McCusker, C	.237	21	76	13	18	4	0	7	18	0	0	1	5	32	0	0	1	.293
Miller, N	.223	120	462	71	103	20	5	8	60	4	1	1	58	108	12	3	8	.309
Morales, J	.262	52	168	32	44	10	2	6	22	1	0	4	27	41	6	1	5	.375
Ortega, J	.233	60	227	38	53	12	2	8	36	4	0	5	28	69	10	2	5	.326
Perez, M	.185	12	27	7	5	0	0	0	1	0	0	5	8	6	2	1	1	.450
Rodriguez, E	.240	99	354	87	85	13	9	16	55	4	0	5	92	134	20	5	6	.400
Rosario, K	.252	118	445	71	112	27	3	21	94	4	0	6	75	157	2	2	3	.364
Ross, B	.240	103	400	61	96	25	2	19	71	6	0	6	45	116	7	3	12	.322
Salas, J	.190	93	331	36	63	13	1	4	33	4	2	8	27	97	22	9	12	.265
Schobel, T	.288	77	302	53	87	10	5	14	61	5	0	4	36	64	9	1	8	.366
Shuffield, D	.143	3	7	1	1	0	0	0	0	0	0	0	0	4	0	0	0	.143
Urbina, M	.180	102	355	45	64	18	3	4	40	2	0	6	49	109	6	3	1	.289
Yake, E	.235	12	42	16	1	2	2	7	0	0	0	1	10	9	2	0	1	.342
TEAM TOTAL	.234	135	4288	694	1003	209	41	137	628	47	5	78	634	1275	125	38	93	.340

PITCHER	W	L	ERA	G	GS	CG	SH	SV	IP	H	R	ER	HR	HB	BB	SO	WP	BK	BAA
Barrington, M	6	2	4.29	39	0	0	0	2	65.0	44	34	31	3	4	40	80	6	1	.195
Carr, J	4	2	1.48	18	6	0	0	1	60.2	45	14	10	2	7	18	61	1	2	.205
Culpepper, C	2	2	4.99	10	10	0	0	0	39.2	40	25	22	2	3	16	36	2	0	.260
Dalatri, G	1	0	1.17	7	0	0	0	1	7.2	3	2	1	0	1	3	7	0	0	.111
Grace, R	2	2	1.16	17	0	0	0	5	23.1	12	4	3	0	5	5	30	1	0	.154
Hicks, J	0	0	14.14	5	0	0	0	1	7.0	15	11	11	0	0	3	10	1	0	.429
Hidalgo, A	0	5	5.28	21	8	0	0	0	58.0	52	38	34	7	2	53	57	4	1	.239
Jones, K	6	6	4.26	22	20	0	0	0	99.1	97	53	47	10	0	35	89	8	1	.255
Klein, J	0	0	3.60	1	1	0	0	0	5.0	6	2	2	0	1	1	4	1	0	.300
Labas, A	2	1	4.88	18	0	0	0	3	24.0	28	14	13	1	0	10	17	4	0	.292
Lewis, C	5	1	2.32	13	13	0	0	0	62.0	48	20	16	3	0	18	63	6	0	.211
MacLeod, C	5	2	4.13	15	14	0	0	0	65.1	67	32	30	7	5	26	61	5	0	.267
Matthews, Z	4	2	4.59	14	13	0	0	0	66.2	65	35	34	13	1	10	59	3	2	.248
Morris, A	5	1	3.28	7	7	0	0	0	35.2	46	15	13	2	0	8	28	1	0	.313
Mullenbach, M	0	1	7.15	8	0	0	0	0	11.1	20	9	9	4	1	4	13	2	0	.377
Neuweiler, C	1	0	5.54	18	0	0	0	0	26.0	23	16	16	4	2	17	29	3	1	.245
Nowlin, J	3	6	4.79	15	13	0	0	0	67.2	69	40	36	11	9	23	79	9	0	.260
Ohl, P	2	4	4.69	8	7	1	0	0	40.1	47	24	21	6	1	5	41	1	0	.285
Paredes, M	7	1	3.14	28	3	0	0	2	63.0	52	26	22	4	2	20	58	3	0	.219
Prielipp, C	0	0	6.75	1	1	0	0	0	4.0	5	4	3	0	0	2	3	0	0	.294
Raya, M	0	1	2.94	11	11	0	0	0	33.2	23	14	11	4	2	8	39	1	2	.192
Rimmel, N	3	2	3.16	28	0	0	0	2	42.2	32	18	15	2	1	24	38	2	2	.218
Rodriguez, M	2	3	2.85	33	0	0	0	14	41.0	32	17	13	2	1	11	42	4	0	.212
Rodriguez, O	7	2	2.43	12	5	0	0	0	40.2	35	17	11	4	4	16	31	3	0	.227
Stankiewicz, J	7	1	3.11	37	0	0	0	4	66.2	51	24	23	7	0	15	66	5	1	.206
Swain, M	2	0	5.53	30	0	0	0	1	40.2	36	28	25	7	2	21	36	7	0	.240
Velez, R	1	1	2.84	3	0	0	0	0	6.1	4	3	2	0	2	3	7	0	2	.174
Whorff, J	2	0	4.91	10	0	0	0	3	14.2	16	9	8	2	0	6	15	2	1	.271
Wilson, J	2	2	4.01	26	0	0	0	1	33.2	41	15	15	1	5	13	26	3	0	.301
Yanez, G	1	0	6.48	5	0	0	0	0	8.1	8	6	6	0	0	3	8	0	0	.250
TEAM TOTAL	82	50	3.90	132	132	1	6	40	1160.0	1062	569	503	108	61	437	1133	88	16	.242

MINOR LEAGUES



LOW-A FORT MYERS

FORT MYERS MIGHTY MUSSELS

Florida State League (33rd year / 4th in Low-A)
2023 Record: 67-64 (4th in West)

14400 Six Mile Cypress Parkway
Fort Myers, FL 33912
(239) 768-4210
FAX: (239) 768-4211

President Chris Peters
General Manager/Director of Operations..... Judd Loveland
Media Relations Manager/Broadcaster..... John Vittas
Stadium William H. Hammond Stadium at Lee Health Sports Complex
Capacity 8,730

Manager Brian Meyer
Hitting Coach..... Luis Reyes
Hitting and Development Coach Michael Ahmed
Pitching Coaches..... Ryan Ricci, Richard Salazar
Athletic Trainers..... Asja Morello, Morgan Leichtenberger
Strength and Conditioning Coach..... Matt Anti



BRIAN MEYER MANAGER

Born May 28, 1982 in Cincinnati, OH... grew up in Cleveland...wife, Ashley... son, Wbalker...enters his fifth year in the Twins organization and fourth at the helm in Fort Myers...in 2022, was named the Florida State League Manager of the Year by Minor League Baseball after guiding the Mighty Mussels to a 69-59 finish and the FSL West Division First Half Title; the club fell to Dunedin in the first round of the playoffs...led the Mighty Mussels to a 60-54 record and third-place finish in the Low-A Southeast Division in 2021, his first professional managerial post...was due to be the hitting coach for the Mighty Mussels in 2020 prior to the cancellation of the minor league season...joined the Twins organization after 13 years in the collegiate ranks, where he coached three All-Americans, 17 players chosen in the First-Year Player Draft and 42 all-conference honorees...spent three seasons (2017-19) as an assistant coach at Butler University, following a five-year stint (2012-16) as director of baseball operations at Tulane University...in two seasons as assistant coach at Wright State (2010-11), the Raiders won consecutive Horizon League titles and qualified for the 2011 NCAA Tournament...began his coaching career from 2007-09 as hitting coach and recruiting coordinator at his alma mater, Otterbein University in Westerville, OH...2007 Otterbein team qualified for NCAA tournament after winning the Ohio Athletic Conference title...was selected as a member of USA Baseball's NTIS Task Force from 2015-2019...was a three-year starter at second base for Otterbein, capturing the 2003 Ohio Athletic Conference Championship.

69-59 finish and the FSL West Division First Half Title; the club fell to Dunedin in the first round of the playoffs...led the Mighty Mussels to a 60-54 record and third-place finish in the Low-A Southeast Division in 2021, his first professional managerial post...was due to be the hitting coach for the Mighty Mussels in 2020 prior to the cancellation of the minor league season...joined the Twins organization after 13 years in the collegiate ranks, where he coached three All-Americans, 17 players chosen in the First-Year Player Draft and 42 all-conference honorees...spent three seasons (2017-19) as an assistant coach at Butler University, following a five-year stint (2012-16) as director of baseball operations at Tulane University...in two seasons as assistant coach at Wright State (2010-11), the Raiders won consecutive Horizon League titles and qualified for the 2011 NCAA Tournament...began his coaching career from 2007-09 as hitting coach and recruiting coordinator at his alma mater, Otterbein University in Westerville, OH...2007 Otterbein team qualified for NCAA tournament after winning the Ohio Athletic Conference title...was selected as a member of USA Baseball's NTIS Task Force from 2015-2019...was a three-year starter at second base for Otterbein, capturing the 2003 Ohio Athletic Conference Championship.



RYAN RICCI PITCHING COACH

Born on February 3, 1996 in Greencastle, PA... joins the Twins in 2024 for his first professional coaching job, after spending the last three seasons as pitching coach at the Division I level...under his guidance in 2023, the George Mason University pitching staff led the Atlantic 10 conference in ERA and saves while setting the single-season program strikeout record...prior to

his time at George Mason, worked as pitching coach at Lafayette College for two seasons and as a graduate assistant at George Mason...following his collegiate playing career at George Mason from 2015-18, signed a minor league free agent deal with the Arizona Diamondbacks, pitching in their system for one season and compiling a career 2.55 ERA (17.2 IP, 5 ER) with nine walks and 18 strikeouts in 15 appearances for the Arizona League Diamondbacks and the Short-A Hillsboro Hops.



LUIS REYES HITTING COACH

Is from Puerto La Cruz, Venezuela...wife, Chelsie, who is a travel agent...enters his third season in the Twins organization, after serving as assistant hitting coach with Fort Myers in 2023 and as a Florida Complex League Twins hitting coach in 2022...has an extensive coaching résumé, particularly at the college level...previously served as hitting/infield coach at Texas A&M International University (2020-21), as hitting/infield coach and director of player development at Northwestern Oklahoma State University (2017-20) and as hitting/infield coach at Murray State (OK) College...also spent a season as head baseball coach at Marietta (OK) High School...he earned his bachelor's degree from Clarke University, where he also served as a volunteer coach, and his master's from Northwestern Oklahoma State.

Is from Puerto La Cruz, Venezuela...wife, Chelsie, who is a travel agent...enters his third season in the Twins organization, after serving as assistant hitting coach with Fort Myers in 2023 and as a Florida Complex League Twins hitting coach in 2022...has an extensive coaching résumé, particularly at the college level...previously served as hitting/infield coach at Texas A&M International University (2020-21), as hitting/infield coach and director of player development at Northwestern Oklahoma State University (2017-20) and as hitting/infield coach at Murray State (OK) College...also spent a season as head baseball coach at Marietta (OK) High School...he earned his bachelor's degree from Clarke University, where he also served as a volunteer coach, and his master's from Northwestern Oklahoma State.



RICHARD SALAZAR PITCHING COACH

Born October 6, 1981 in Caracas, VZ...wife, Yessica...daughter, Stephanie Sophia and son, Richard Ignacio...begins his seventh year with the Twins and his second with Fort Myers, after spending 2021-22 as pitching coach with Cedar Rapids...in 2023, the Mighty Mussels led the Florida State League in opponent batting average (.234)...in 2022, the Kernels ranked third in High-A with a 3.66 team ERA...in 2021, Kernels hurlers led High-A with a 3.88 ERA and ranked fourth with 1,303 strikeouts...was slated to be the pitching coach for Rookie-Elizabethton in 2020 prior to the cancellation of the minor league season...was the pitching coach for Elizabethton in 2019...split 2018 between Double-A Chattanooga and the GCL Twins...pitched for Spain in the 2013 World Baseball Classic, working 5.0 scoreless innings...13th-round draft choice by Baltimore in 2001 out of Miami Dade Community College...pitched six seasons in the Orioles system, going 16-9 with a 3.78 ERA in 180 minor league appearances...also pitched 16 years in the Venezuelan Winter League (appearing in the 2015 Caribbean Series for Venezuela) and 10 seasons of independent ball (2008-17).

Born October 6, 1981 in Caracas, VZ...wife, Yessica...daughter, Stephanie Sophia and son, Richard Ignacio...begins his seventh year with the Twins and his second with Fort Myers, after spending 2021-22 as pitching coach with Cedar Rapids...in 2023, the Mighty Mussels led the Florida State League in opponent batting average (.234)...in 2022, the Kernels ranked third in High-A with a 3.66 team ERA...in 2021, Kernels hurlers led High-A with a 3.88 ERA and ranked fourth with 1,303 strikeouts...was slated to be the pitching coach for Rookie-Elizabethton in 2020 prior to the cancellation of the minor league season...was the pitching coach for Elizabethton in 2019...split 2018 between Double-A Chattanooga and the GCL Twins...pitched for Spain in the 2013 World Baseball Classic, working 5.0 scoreless innings...13th-round draft choice by Baltimore in 2001 out of Miami Dade Community College...pitched six seasons in the Orioles system, going 16-9 with a 3.78 ERA in 180 minor league appearances...also pitched 16 years in the Venezuelan Winter League (appearing in the 2015 Caribbean Series for Venezuela) and 10 seasons of independent ball (2008-17).



MICHAEL AHMED HITTING & DEVELOPMENT COACH

Born January 20, 1992 in Springfield, MA... joins the Twins after working as a baseball coach at Complex Sports Academy and as a health performance coach at 7 Pillar Health & Performance in his native Massachusetts...also served one season as the coach in the Seattle Mariners organization for Low-A Modesto in 2021...was selected by the Los Angeles Dodgers

in the 20th round of the 2013 First-Year Player Draft out of College of the Holy Cross (MA) and played seven seasons in the minors with the Dodgers and Mariners, advancing as high as Triple-A and slashing .264/.355/.756 (465-for-1759) with 87 doubles, 18 triples, 39 home runs and 177 RBI in 510 games...is the younger brother of major leaguer Nick Ahmed.

2023 FORT MYERS FINAL STATISTICS

PLAYER	AVG	G	AB	R	H	2B	3B	HR	RBI	SF	SH	HBP	BB	SO	SB	CS	E	OBP
Aguilar, C.	.223	52	184	24	41	5	6	8	37	3	0	2	17	65	5	2	3	.291
Baez, L.	.174	27	46	10	8	1	0	0	2	0	0	2	6	15	3	3	0	.296
Baez, N.	.268	29	97	18	26	5	0	2	16	1	0	2	25	40	1	0	.424	
Celestino, G.	.250	4	12	2	3	1	0	0	0	0	0	0	5	0	0	0	.250	
Centeno, A.	.000	2	5	0	0	0	0	0	0	0	0	0	4	0	0	0	.000	
Cespedes, R.	.233	115	420	62	98	26	2	13	74	5	0	1	50	101	3	1	.313	
Cossetti, A.	.330	35	112	20	37	11	1	6	33	2	0	7	22	25	1	0	.462	
Cruz, R.	.206	66	253	25	52	14	2	8	38	2	0	6	17	96	1	1	.270	
De Andrade, D.	.244	105	394	72	96	21	3	11	67	9	0	14	58	103	20	4	.354	
Duran, G.	.184	56	179	23	33	11	0	3	24	2	0	4	32	63	2	2	.318	
Florentino, F.	.143	4	7	1	1	0	0	0	2	1	0	0	1	0	0	0	.222	
Harry, J.	.337	27	101	22	34	8	1	1	9	1	0	4	11	8	4	1	.419	
Helman, M.	.421	5	19	7	8	3	1	0	4	0	0	2	3	3	3	0	.542	
Houghton, M.	.216	99	273	47	59	14	4	4	36	4	0	4	45	96	24	2	.331	
Jenkins, W.	.392	12	51	10	20	2	3	1	10	0	0	1	4	6	2	1	.446	
Keaschall, L.	.292	20	72	20	21	8	1	1	9	3	0	4	15	20	8	0	.426	
Kiriloff, A.	.250	4	12	2	3	0	0	1	1	0	0	0	3	3	0	0	.400	
Martin, A.	.158	5	19	0	3	0	0	0	1	0	0	0	1	2	1	0	.200	
Martinez, Y.	.262	48	126	21	33	5	0	2	21	2	0	5	28	35	1	2	.410	
McCusker, C.	.286	25	98	15	28	2	0	7	18	0	0	0	10	38	0	0	.352	
Mimeo, R.	.000	11	0	0	0	0	0	0	0	0	0	0	0	0	0	0	.000	
Neuse, D.	.255	79	255	34	65	13	4	3	33	6	1	3	45	57	12	5	.366	
Nigro, F.	.067	13	30	1	2	1	0	0	0	0	0	0	7	10	1	0	.124	
Olivar, R.	.285	100	372	75	106	28	2	10	58	2	0	16	59	93	12	1	.403	
Ortega, J.	.279	60	229	46	64	22	3	6	39	0	0	3	41	64	17	5	.396	
Pérez, H.	.235	6	17	6	4	1	0	0	1	1	0	0	6	6	2	0	.417	
Pérez, M.	.202	55	163	30	33	6	0	7	22	1	1	4	21	54	23	6	.307	
Pérez, S.	.000	35	0	0	0	0	0	0	0	0	0	0	0	0	0	0	.000	
Polanco, J.	.278	6	18	3	5	1	0	0	1	1	0	0	3	6	0	0	.364	
Sayre, A.	.222	84	261	51	58	5	2	4	28	3	0	3	52	84	12	3	.354	
Schmidt, K.	.217	45	138	21	30	6	1	2	22	0	0	7	20	27	1	1	.345	
Shuffield, D.	.261	34	111	23	29	5	2	2	17	1	0	0	24	36	11	1	.430	
Tatum, D.	.173	53	133	19	23	7	1	1	15	1	0	6	33	59	1	0	.263	
Willman, K.	.197	33	76	10	15	3	1	0	7	0	0	0	14	28	2	2	.322	
TEAM TOTAL	.242	131	4283	720	1038	235	40	103	645	51	2	100	673	1253	173	43	123	.355

PITCHER	W	L	ERA	G	GS	CG	SHO	SV	IP	H	R	ER	HR	HB	BB	SO	WP	BK	BAA
Alcala, J.	0	0	0.00	1	0	0	0	0	1.0	0	0	0	0	0	0	0	0	0	.000
Aria, D.	2	6	9.45	25	12	0	0	0	46.2	44	51	49	4	9	61	57	11	7	.244
Boadas, M.	0	2	7.75	11	11	0	0	0	36.0	41	35	31	2	10	24	35	5	1	.277
Cleto, T.	0	2	4.40	4	4	0	0	0	14.1	17	9	7	1	1	8	10	3	0	.304
Culpepper, C.	4	3	2.33	11	11	1	0	0	46.1	32	15	12	2	1	15	53	3	0	.196
Ethridge, B.	3	6	2.99	25	13	0	0	1	78.1	59	29	26	4	4	36	63	3	3	.212
Gabbert, M.	3	0	2.13	4	1	0	0	0	12.2	5	3	3	1	0	4	13	0	1	.116
Hamilton, A.	0	0	0.00	3	0	0	0	0	5.1	2	0	0	0	1	4	9	0	1	.118
Henriquez, R.	0	0	4.91	2	2	0	0	0	3.2	4	2	2	0	0	3	4	2	0	.267
Hicks, J.	6	1	3.22	36	0	0	0	3	50.1	46	21	18	4	2	19	65	8	0	.241
Klein, J.	2	1	2.97	6	6	1	0	0	30.1	18	10	10	1	3	13	30	0	1	.170
Labas, A.	1	2	4.85	20	0	0	0	4	29.2	26	21	16	5	3	11	30	0	0	.230
Langenberg, T.	0	1	5.06	3	0	0	0	0	5.1	7	3	3	0	2	3	2	0	0	.368
Lavallee, J.	2	2	7.78	30	0	0	0	2	41.2	48	41	36	6	1	33	47	9	1	.291
Lee, J.	0	0	0.00	2	0	0	0	0	3.0	4	0	0	0	0	3	5	0	0	.308
Lewis, C.	4	3	2.75	9	9	0	0	0	39.1	26	17	12	3	1	15	55	8	0	.179
MacLeod, C.	0	0	3.38	2	2	0	0	0	5.1	1	2	2	0	0	6	8	2	0	.056
Martinez, Y.	0	0	11.57	2	0	0	0	0	2.1	4	3	3	1	0	1	3	0	0	.364
Matthews, Z.	3	1	2.56	8	7	0	0	0	38.2	31	15	11	1	0	5	53	2	0	.217
Mendez, J.	2	5	4.89	34	0	0	0	1	46.0	31	26	25	8	4	31	66	12	0	.189
Mercedes, J.	2	1	5.61	8	6	0	0	0	25.2	30	20	16	3	2	14	21	2	0	.294
Mimeo, R.	1	1	5.21	11	0	0	0	0	19.0	14	12	11	2	4	15	23	2	1	.209
Mooney, S.	0	0	0.00	2	0	0	0	0	2.0	0	0	0	0	0	1	4	1	0	.000
Moreno, D.	2	2	5.40	30	0	0	0	0	46.2	49	33	28	4	7	26	39	8	3	.268
Morris, A.	3	1	2.59	11	10	0	0	0	48.2	40	19	14	2	2	11	51	4	1	.216
Noble, J.	2	2	3.38	10	9	0	0	0	50.2	38	21	19	4	7	23	43	2	1	.211
Olivares, J.	3	4	6.22	21	20	0	0	0	89.1	82	61	59	15	3	43	83	9	2	.251
Paddack, C.	0	0	6.75	1	1	0	0	0	2.2	2	2	2	0	0	2	4	0	0	.200
Pérez, M.	0	0	40.50	2	0	0	0	0	0.2	0	3	3	0	0	4	0	0	0	.000
Pérez, S.	6	2	3.30	35	1	0	0	2	62.2	54	28	23	5	2	15	63	1	2	.228
Reyes, W.	1	4	5.49	28	3	0	0	0	57.1	67	41	35	4	5	38	58	4	3	.295
Santos, N.	0	0	4.15	3	0	0	0	0	4.1	3	2	2	0	1	5	1	1	0	.214
Schmidt, K.	0	0	0.00	1	0	0	0	0	0.1	0	0	0	0	0	0	0	0	0	.000
Veen, Z.	5	4	4.32	41	0	0	0	5	58.1	50	34	28	6	2	26	48	4	0	.233
Velez, R.	4	1	3.49	19	0	0	0	3	28.1	21	12	11	3	2	12	36	1	1	.202
Whorff, J.	3	2	2.76	15	5	0	0	1	49.0	35	16	15	2	4	27	56	6	3	.201
Winder, J.	0	1	1.93	3	0	0	0	0	4.2	5	1	1	0	0	2	7	1	0	.263
Yanez, G.	3	4	4.56	32	0	0	0	2	51.1	57	31	26	3	3	11	61	4	1	.289
TEAM TOTAL	67	64	4.44	131	131	2	7	24	1134.0	993	639	559	96	86	570	1208	118	33	.234

MINOR LEAGUES


FLORIDA COMPLEX LEAGUE TWINS

14110 Six Mile Cypress Parkway
Fort Myers, FL 33912
(239) 533-7640
FAX: (239) 485-2448

Rookie (33rd year)
2023 Record: 25-29 (5th in South)

Stadium Bill Smith Field at Lee Health Sports Complex
Manager Seth Feldman
Pitching Coaches Anders Dzurak, Chris Powell
Pitching Coaches Kevin Rodriguez, Jesus Sanchez
Hitting Coaches Emilio Guerrero, Collin McBride, Humberto Miranda
Rehab Pitching Coach Josh Tols
Development Coaches Nico Giarratano, Tristan Toorie
Lead Athletic Trainer Allison Susa
Assistant Athletic Trainers Thaddeus Hayes, Matt Smith

Strength & Conditioning Coaches John Behr, Jean Castillo
Strength & Conditioning Coaches Serena Dahring
Rehab Strength & Conditioning Coach John Gentile
Physical Therapists Nick Coberly, Danny DiGregorio
Physical Therapists Danielle Honnette
Coordinator, Baseball Technology Kevin Marable
Minor League Equipment Manager Matt Cheesman
Assistant Minor League Clubhouse Manager Jimmy Couto
Staff listing includes additional Complex staff



SETH FELDMAN MANAGER

Born September 3, 1992...is from Platteville, WI...enters his sixth year in the Twins organization, third straight as manager of the FCL Twins...previously managed the DSL Twins from 2019-21, posting a 45-78 record at the helm...on September 3, 2021, the DSL Twins trio

RECORD AS MANAGER							
Year	Club	League	W	L	Pct.	Finish	
2019	DSL Twins	Dominican Summer	24	40	.375	7th in division	
2021	DSL Twins	Dominican Summer	21	38	.356	7-7th in division	
2022	FCL Twins	Florida Complex	25	30	.455	4th in division	
2023	FCL Twins	Florida Complex	25	29	.463	5th in division	
Minor League Totals			70	108	.393		

of Juan Rojas (4.2 IP, 0 BB, 9 K), Jesús Tovar (W, 2.1 IP, 3 BB, 2 K) and Oscar Paredes (2.0 IP, 0 BB, 2 K) threw a combined no-hitter, defeating the DSL Tigers 7-0...prior to joining the Twins, worked as an assistant coach at his alma mater, Division III the University of Wisconsin-La Crosse from 2016-18, primarily serving as catching instructor while assisting with hitting instruction, recruitment, offseason conditioning, clinics and fundraising...also assisted with maintaining the school's baseball and softball fields...earned his bachelor's degree in sport management and played four years of baseball at UW-La Crosse; the team was the 2015 DIII national runner-up and participated in the 2016 DIII World Series...his individual honors included being named to the WIAC Honor Roll from 2014-16 and the WIAC All-Sportsmanship Team in 2016.



ANDERS DZURAK PITCHING COACH

Born April 5, 1991...Minneapolis area native who grew up cheering for the Twins...enters his fifth year in the Twins organization and second straight as a pitching coach for the FCL Twins, after previously serving as rehab pitching coach from 2020-22...prior to joining the Twins, was a graduate assistant coach at Northern State University



CHRIS POWELL PITCHING COACH

Born September 21, 1992 in Upland, CA... joins the Twins after a lengthy professional pitching and coaching career...spent last few years working for Major League Baseball as a pitching trainer/coordinator at the Urban Youth Academy in Compton, CA and as an assistant pitching coach with the 2023 MLB Diversity Pipeline program in Glendale, AZ...also worked

(Aberdeen, SD), where he earned his M.S. in education, sport performance and leadership...also worked as pitching coach at Division III St. Olaf College (his alma mater) for two seasons and was an assistant coach at the Milwaukee School of Engineering and Macalester College...pitched for the Oles from 2009-13, going 16-13 in 47 appearances; graduated with a degree in social studies education.

as a private instructor at Fully Functional Baseball, LLC in Rancho Cucamonga, CA and as a pitching coach at Troy High School in Fullerton, CA...began coaching after pursuing a pitching career from 2013-18...was selected by the Los Angeles Dodgers in the 39th round of the 2015 First-Year Player Draft out of California Polytechnic State University, Pomona and spent three seasons in the minors, advancing as high as Double-A...also spent one season with Adelaide of the Australian Baseball League (2017-18) and pitched in the independent ranks with Sioux City and Gary of the American Association, Martinez of the Pacific Association and Schaumburg of the Frontier League.



KEVIN RODRIGUEZ PITCHING COACH

Born June 26, 1991 in Santo Domingo, Dominican Republic...enters his seventh year in the Twins organization, second consecutive with the FCL Twins...previously served as pitching coach with the DSL Twins from 2018-22...was bullpen coach with the Leones de Escogido of LIDOM from 2018-19...served as pitching coach for the Dominican



JESUS SANCHEZ PITCHING COACH


Born September 24, 1987 in Valencia, Venezuela...enters his second season with the Twins organization, after working as a Dominican Summer League pitching coach in 2023...prior to joining the Twins, pitched in the minors, winter leagues and in the independent ranks from 2008-22, with stints in the Phillies, Brewers and Marlins organizations, as well as

Republic's team at the U23 World Cup in 2018...worked for MLB's Dominican Republic Office in 2017, serving as RBI program coordinator; additionally, was in charge of the former player department, assisting former players find work and re-enter the job market after their careers ended, especially regarding finding jobs in the baseball industry...served as a pitching coach for amateur prospect leagues and international showcases and was part of the rookie career development program, assisting with getting newly-signed players adjust to their new teams...signed with Oakland as an international free agent in May 2009 and pitched three seasons in the organization, going 0-4 with a 5.52 ERA (44.0 IP, 27 ER), 25 walks and 38 strikeouts.

in the independent American Association and Atlantic League...also pitched for Magallanes and Lara in the Venezuelan Winter League, pitching in the Caribbean Series for his native Venezuela thrice (2015-16, 2018-19 and 2019-20)...overall went 34-31, 3.50 ERA (539.2 IP, 210 ER) with 177 walks and 410 strikeouts in 205 games (63 starts) in the minors, advancing as high as Triple-A

FLORIDA COMPLEX LEAGUE

FCL TWINS AND COMPLEX COACHES, CONTINUED



EMILIO GUERRERO HITTING COACH

Born August 22, 1992 in San Pedro De Macoris, Dominican Republic...enters his third season with the Twins as FCL hitting coach...former infielder signed with the Toronto Blue Jays in 2011 and spent eight years in the Toronto system from 2011-19, advancing as high as Double-A...named a Florida State League Midseason All-Star in

2016 with Dunedin...in 2017, a video of him doing the splits while playing first base went semi-viral...overall batted .259 (502-for-1938) with 111 doubles, 14 triples, 39 home runs and 245 RBI in 542 games...Toronto also tried to convert him into a pitcher from 2018-19; he never pitched in the minors due to injury...also played in 43 games for the New Jersey Jackals of the independent Can-Am League in 2019.



COLLIN McBRIDE HITTING COACH

Born December 19, 1994 in Waterloo, WI...has a dog named Toula...enters his second season in the Twins organization, second straight with the complex club...spent 2022 as hitting coach for the Texas Rangers' Low-A affiliate the Down East Wood Ducks...before joining the professional ranks, spent three seasons as strength and conditioning/hitting coach at the College of Central Florida in Ocala...before becoming a coach, was a first baseman and outfielder at Northwestern College in Orange City, Iowa, where he earned his bachelor's degree in exercise science/strength and conditioning...also co-owns Thundercat Sports Academy, a youth baseball and softball facility in Lake Mills, Wisconsin.



HUMBERTO MIRANDA HITTING COACH

Born March 24, 1988 in San Juan, Puerto Rico...enters his second season in the Twins organization and second straight with the complex team, after holding a variety of player development roles over the last decade-plus with several organizations...most recently served as Latin American field coordinator for Los Angeles-AL from 2018-

22...also worked for Los Angeles-NL from 2016-18 as hitting coordinator for the Dominican Republic and hitting coach for the DSL Dodgers...began his coaching career with Texas, serving as infield coach for the AZL Rangers in 2011 and as a defensive coach across the organization in 2012-13, as well as DSL Rangers manager from 2013-15...attended Northwood University in Cedar Hill, Texas, where he played baseball for two seasons and worked as an assistant coach.



JOSH TOLS REHAB PITCHING COACH

Born October 6, 1989 in Adelaide, Australia...enters his second season with the Twins, after serving in the same role in 2023; is his first professional coaching job...prior to joining the Twins, pitched in both the independent and affiliated ranks, including with the Trinidad Triggers (2014, Pecos League), Kansas City T-Bones (2015-16, American Association) and Kane County Cougars (2021, AA)...spent two seasons (2018-19) in the Philadelphia Phillies system, reaching Triple-A and going a combined 3-2 with a 3.84 ERA (79.2 IP, 34 ER), 48 walks and 94 strikeouts...pitched collegiately at John Wood Junior College (IL) and Rockhurst University (MO)...member of Australia's national baseball team at the 2017 and 2023 World Baseball Classics, and the 2019 WBSC Premier12 tournament...officially retired from playing after the 2022-23 Australian Baseball League season, after winning the Claxton Shield with the Adelaide Giants.



NICO GIARRATANO DEVELOPMENT COACH

Born December 15, 1994 in San Francisco, CA...enters his second season in the Twins organization, after serving in the same role in 2023...managed the Seattle Mariners' Dominican Summer League affiliate in 2022...led the DSL Mariners to a 32-27 record and fifth-place finish in the DSL South...prior to coaching, played collegiately

at the University of San Francisco and was selected by the San Francisco Giants in the 24th round of the 2017 MLB First-Year Player Draft...spent three seasons in the Giants' system, reaching High-A...finished his playing career with Durango of the Mexican League in 2021, hitting .249 (45-for-181) with eight doubles, one home run, 21 RBI and 17 runs scored in 61 games.



TRISTAN TOORIE DEVELOPMENT COACH

Born July 8, 1988 in Queens, NY...resides in Anderson, SC with his wife, Erin, and daughters, Nailah and Amelia...enters his second season with the Twins, after serving in the same role in 2023...prior to joining the Twins, held several coaching roles with Anderson University (SC) from 2019-2022, including hitting coach, infield coach, third base coach and recruiting coordinator...from 2018-22, served as an assistant coach at Erskine College (SC), where he was in charge of hitting development and recruitment...was assistant coach/recruiting coordinator at Alcorn State University (MS) from 2017-18...was assistant coach at Eastern Kentucky University, where he was defensive coordinator, outfield coach and assisted with hitters...spent two years coaching at Presbyterian College (SC), where he was in charge of baserunning, assisted with hitters and managed the catching development...earned his bachelor's degree from Augusta State University (GA), where he played first base...began his coaching career in 2013 with the St. Cloud Rox of the Northwoods League.

2023 FCL TWINS FINAL STATISTICS

PLAYERS	AVG	G	AB	R	H	2B	3B	HR	RBI	SF	SH	HBP	BB	SO	SB	CS	E	OBP
Acuna, B	.185	40	119	8	22	2	0	1	14	2	0	1	25	39	4	4	7	.327
Baez, N	.300	3	10	2	3	2	0	0	1	0	0	0	2	2	0	0	0	.417
Castro, W	.077	6	13	3	1	1	0	0	0	0	0	1	2	5	0	0	0	.250
Cavaco, K	.333	4	15	3	5	1	1	0	3	0	1	0	0	5	0	0	1	.333
Centeno, A	.231	35	104	16	24	2	1	2	10	0	3	24	46	4	2	0	3	.389
Chourio, B	.262	24	84	11	22	3	0	0	11	0	0	2	20	19	4	2	1	.415
Daniel, O	.205	17	44	11	9	4	0	0	8	0	0	2	14	12	4	2	7	.417
Duran, G	.000	2	5	0	0	0	0	0	0	0	0	0	2	2	0	0	1	.286
Elvis, C	.188	6	16	2	3	1	0	0	2	1	0	1	3	3	0	1	3	.333
Grant, H	.250	36	124	17	31	5	1	4	23	2	0	1	12	37	2	1	4	.317
Harry, J	.375	3	8	1	3	1	0	0	1	0	0	1	3	0	3	0	0	.583
Hewitt, D	.000	4	9	2	0	0	0	0	0	0	0	0	1	4	0	0	1	.100
Jenkins, W	.333	14	54	6	18	3	1	2	12	0	0	0	5	8	4	2	0	.390
Keaschall, L	.143	3	7	4	1	0	0	0	0	0	0	3	2	2	2	0	0	.500
Madrigal, R	.067	7	15	6	1	1	0	0	0	0	0	4	2	12	4	0	0	.333
Martin, A	.429	3	7	2	3	0	0	1	1	0	0	1	2	1	2	0	2	.600
Mercedes, Y	.196	25	97	14	19	4	1	4	17	1	0	1	6	23	6	1	3	.248
Michel, F	.152	22	46	12	7	1	0	1	5	0	0	5	8	18	3	0	3	.339
Nigro, F	.171	14	35	4	6	2	0	1	2	0	0	3	4	12	0	1	1	.310
Nova, A	.200	30	85	8	17	5	0	1	13	0	0	2	16	32	0	1	2	.340
Ortiz, J	.177	34	79	16	14	2	1	2	5	1	1	4	13	31	2	2	11	.320
Pena, D	.278	34	97	14	27	4	0	5	23	3	0	2	15	14	0	0	12	.376
Pena, I	.281	44	139	28	39	5	3	1	17	1	0	1	24	28	11	0	11	.388
Rivero, G	.186	19	43	6	8	0	0	0	2	0	0	2	6	12	1	0	2	.314
Rodriguez, A	.000	4	8	1	0	0	0	0	0	0	0	0	1	3	0	0	0	.11
Rodriguez, E	.293	16	41	7	12	6	1	2	10	0	0	2	10	20	1	1	2	.453
Rodriguez, J	.262	49	187	28	49	10	0	6	23	3	0	1	18	41	0	2	2	.325
Ruiz, P	.107	9	28	4	3	1	0	0	1	1	0	0	3	6	0	0	0	.188
Salas, J	.111	2	9	2	1	0	0	0	0	0	0	0	1	2	0	0	0	.200
Sayre, A	.077	4	13	1	1	0	0	0	1	0	0	0	3	7	1	1	0	.250
Schell, A	.000	1	3	0	0	0	0	0	0	0	0	0	1	1	0	0	0	.250
Shuffield, D	.545	3	11	2	6	0	0	0	0	0	0	0	2	1	1	1	1	.615
Vasquez, A	.083	4	12	0	1	0	0	0	0	0	0	0	1	3	0	0	0	.154
Winokur, B	.288	17	66	14	19	5	0	4	17	0	0	1	4	23	0	1	2	.338
TEAM TOTAL	.230	54	1633	255	375	71	10	37	222	15	2	44	255	474	59	25	91	.346

PITCHER	W	L	ERA	G	GS	CGSHO	SV	IP	H	R	ER	HR	HB	BB	SO	WP	BK	BAA	
Banks, P	2	1	6.14	12	0	0	0	22.0	28	17	15	1	0	11	24	2	0	.311	
Bengard, S	0	0	0.00	2	1	0	0	2.0	1	0	0	0	0	1	3	0	0	.143	
Bischoff, K	3	0	3.18	9	0	0	0	22.2	15	10	8	3	3	9	33	6	0	.181	
Bonilla, J	1	0	8.78	8	0	0	0	13.1	16	14	13	1	1	15	11	3	1	.286	
Gabbert, M	3	1	4.05	9	3	0	0	26.2	32	14	12	1	0	11	36	0	0	.305	
Garcia Jr., H	0	1	13.50	2	0	0	0	1.1	4	3	2	1	0	1	2	0	0	.500	
Griffith, O	0	0	1.50	4	0	0	0	6.0	5	1	1	0	0	1	4	0	0	.227	
Gutierrez, C	1	6	6.03	11	3	0	0	31.1	39	34	21	6	3	14	43	3	0	.295	
Hamilton, A	0	0	4.50	2	0	0	0	2.0	4	1	1	0	0	0	4	0	0	.444	
King, J	0	0	5.40	2	0	0	0	1.2	2	1	1	0	0	2	1	0	0	.333	
Kirby, D	1	0	3.09	3	0	0	0	11.2	10	4	4	2	0	6	17	3	0	.238	
Klein, J	0	3	5.87	6	6	0	0	23.0	29	17	15	3	6	9	27	2	0	.305	
Landaeta, Y	3	0	4.26	17	0	0	4	25.1	21	18	12	2	1	30	37	8	0	.221	
Langenberg, T	0	0	0.00	2	0	0	0	2.0	1	1	0	0	0	1	3	0	0	.143	
Lares, C	0	4	8.13	9	9	0	0	31.0	38	30	28	5	6	8	43	4	3	.295	
Lee, J	0	0	0.00	1	0	0	0	1.0	0	0	0	0	0	1	1	0	0	.000	
Liendo, B	0	1	3.38	6	1	0	0	13.1	6	5	5	0	2	10	8	3	1	.136	
Lopez, J	0	1	10.54	9	0	0	0	13.2	16	19	16	2	2	14	12	3	2	.291	
Maldonado, C	1	0	4.21	11	2	0	0	25.2	31	13	12	0	1	15	21	4	1	.295	
Medina, B	2	2	4.82	9	8	0	0	37.1	30	25	20	1	5	19	24	6	0	.216	
Mercedes, J	1	0	1.17	5	0	0	0	15.1	8	2	2	0	0	4	25	2	1	.151	
Mitchell, J	0	0	6.00	3	1	0	0	3.0	3	2	2	0	0	1	5	0	0	.250	
Mooney, S	0	0	0.00	2	1	0	0	2.0	1	0	0	0	0	0	4	0	0	.143	
Neff, Z	0	0	0.00	2	1	0	0	2.0	1	0	0	0	0	0	2	0	0	.167	
Noble, J	2	0	1.72	3	3	0	0	15.2	12	3	3	0	0	7	20	2	0	.218	
Olivares, M	1	1	2.19	12	0	0	0	12.1	7	4	3	0	3	11	18	6	1	.163	
Phillips, A	0	0	0.00	1	0	0	0	1.0	0	0	0	0	0	0	1	0	0	.000	
Prielipp, C	0	0	6.75	1	1	0	0	0	2.2	3	2	2	0	0	2	4	0	.300	
Rocha, L	0	0	0.00	2	0	0	0	2.0	1	0	0	0	0	0	1	0	0	.143	
Rodriguez, A	0	0	3.00	1	0	0	0	3.0	1	1	1	0	0	5	4	1	2	.111	
Santos, N	0	0	0.00	2	1	0	0	2.0	1	0	0	0	0	1	3	0	0	.143	
Sharpe, S	0	1	4.50	4	2	0	0	6.0	6	3	3	1	0	1	5	2	0	.250	
Soriano, E	1	2	3.98	6	5	0	0	20.1	16	17	9	2	3	13	17	6	2	.213	
Velez, R	1	1	0.00	5	0	0	0	1	5.0	4	4	0	0	0	8	0	0	.211	
Wosinski, J	2	4	6.21	12	6	0	0	33.1	40	31	23	6	5	16	42	3	0	.288	
TEAM TOTAL	25	29	4.80	54	54	0	3	10	438.2	432	296	234	37	42	238	513	69	14	.237

DOMINICAN REPUBLIC BASEBALL ACADEMY



DOMINICAN SUMMER LEAGUE TWINS

Dominican Summer League
2023 Record: 14-37 (8th in South)

Academia de Minnesota Twins
Kilómetro 2 carretera de Jubey
Boca Chica
Santo Domingo Este

2024 DOMINICAN ACADEMY STAFF

Manager.....Rafael Martinez
Hitting Coach.....Steven Cardona
Hitting Coach.....Carlos Lara
Pitching Coach.....Dylan Hawley
Pitching Coach.....Erick Julio
Infield Coach.....Ruben Santana
Athletic Trainer.....Carlos Frias
Athletic Trainer.....Wladimir Morales
Athletic Trainer.....Camille Pacheco
Latin American Strength & Conditioning Coordinator....Juan Carlos Pinto
Strength & Conditioning Coach.....Miguel Cabrera
Strength & Conditioning Coach.....Chris Collins
Coordinator, Baseball Technology Dominican Republic.....José Miguel

Manager, Dominican Academy Operations.....Francisco Solano
Assistant, Academy Administrator.....Carlos Naut
Assistant, International Operations.....Nataly Burgos
Specialist, Language & Continuing Education.....Pierre Jacotin
Clubhouse Manager.....Jose Carrion
Clubhouse Assistant.....Kelvin Pantaleon
Maintenance Lead.....Wilkin Mora
Maintenance Assistant.....Cristián Balbuena
Driver.....Benedicto Herrera
Kitchen and Housekeeping Provider.....ELEVER
Education Platform.....DAWERA
Education Provider.....ENTRENA
English Language Services Provider...Instituto Cultural Dominicano Americano

2023 DSL FINAL STATISTICS

PLAYER	AVG	G	AB	R	H	2B	3B	HR	RBI	SF	SH	HBP	BB	SO	SB	CS	E	OBP	
Bass, J	.308	46	143	26	44	5	1	1	16	2	0	3	22	24	12	7	5	.406	
Castro, A	.206	44	160	31	33	7	4	4	24	1	0	4	24	63	4	5	2	.323	
Chivilli, H	.173	25	81	14	14	1	1	2	8	3	0	1	12	37	4	2	12	.278	
Del Valle, J	.306	31	72	9	22	3	0	1	13	1	1	3	6	15	7	4	2	.378	
Gervis, D	.179	34	67	15	12	2	2	0	5	1	0	1	16	16	5	1	6	.341	
Hernandez, J	.169	29	77	9	13	3	1	0	6	1	0	2	9	20	1	3	5	.270	
Herrera, Y	.228	42	114	25	26	11	2	1	19	4	0	1	30	31	10	6	13	.383	
Lopez, M	.269	46	145	27	39	7	3	5	32	2	0	5	22	52	10	1	14	.379	
Matos, E	.242	39	128	21	31	8	2	1	15	2	0	5	8	47	5	2	5	.308	
Pena, D	.382	39	123	25	47	8	3	0	16	0	0	2	14	9	13	4	9	.453	
Pena, R	.276	26	76	20	21	5	0	1	10	1	0	4	7	14	3	1	8	.364	
Peraza, J	.231	33	65	5	15	4	0	0	11	0	0	5	12	17	1	0	7	.390	
Roman, J	.283	42	99	12	28	7	0	2	19	1	0	1	14	20	0	1	2	.374	
Silva, C	.196	41	112	17	22	6	0	1	11	0	0	4	18	28	3	0	3	.328	
Trinidad, A	.209	38	86	11	18	5	1	1	9	1	0	3	5	21	5	4	0	.274	
Zapata, J	.216	31	51	9	11	2	1	0	5	0	0	0	10	13	2	4	6	.344	
TEAM TOTAL	.248	52	1599	276	396	84	21	20	219	20	0	1	44	229	427	85	44	109	.354

PITCHER	W	L	ERA	G	GS	CG	SHO	SV	IP	H	R	ER	HR	HBP	BB	SO	WP	BK	BAA
Betancourt, J	0	0	6.00	5	2	0	0	1	3.0	2	5	2	0	0	7	5	1	1	.154
Abrego, G	0	0	6.75	7	1	0	0	0	8.0	12	10	6	1	0	5	8	1	0	.343
Betancourt, J	0	2	16.20	14	0	0	0	0	13.1	18	26	24	0	10	25	11	23	0	.340
Bohórquez, A	0	4	5.25	8	6	0	0	0	24.0	21	20	14	0	3	18	30	5	1	.233
Cordero, M	1	2	2.81	9	9	1	0	0	41.2	38	21	13	2	2	18	46	8	3	.242
Cota, J	2	2	2.73	10	5	0	0	0	29.2	20	15	9	0	2	7	30	3	0	.185
Crisostomo, A	0	0	2.25	7	0	0	0	2	8.0	6	4	2	0	1	3	10	2	0	.214
De Jesus, Y	2	3	4.24	10	4	0	0	0	40.1	30	33	19	5	4	22	44	5	0	.195
Del Valle, J	0	0	0.00	3	0	0	0	0	1.2	1	0	0	0	0	0	1	0	0	.167
Dishmey, C	1	1	7.82	7	0	0	0	1	12.2	14	15	11	1	0	8	14	1	1	.275
Garcia, J	2	2	4.88	11	2	0	0	1	31.1	32	21	17	2	2	15	39	2	0	.258
Garcia, R	0	1	4.58	9	1	0	0	0	17.2	17	11	9	5	1	10	14	1	0	.230
Hernandez, C	0	7	11.53	11	7	0	0	0	29.2	43	52	38	2	4	35	32	19	0	.323
Lugo, L	0	5	7.33	10	2	0	0	0	27.0	34	28	22	2	10	20	22	14	0	.304
Machuca, E	1	0	5.71	12	0	0	0	0	17.1	17	15	11	1	2	17	26	11	1	.246
Monsalve, F	0	0	19.64	2	0	0	0	0	3.2	7	10	8	1	0	7	3	2	0	.412
Ojo, J	2	1	3.43	15	0	0	0	1	21.0	17	10	8	1	3	15	25	13	1	.227
Paredes, O	1	0	6.00	12	0	0	0	1	15.0	14	14	10	3	1	7	12	4	0	.237
Rincon, L	0	0	6.48	8	1	0	0	0	8.1	6	8	6	0	2	12	11	6	1	.194
Roman, J	0	0	0.00	1	0	0	0	0	1.0	0	0	0	0	0	0	0	0	0	.000
Rubio, O	0	0	--	1	1	0	0	0	0.0	1	2	1	0	0	3	0	0	0	1.000
Soriano, E	1	2	3.38	6	2	0	0	0	21.1	25	13	8	2	1	6	29	4	0	.275
Surumay, J	0	1	12.36	6	2	0	0	0	8.0	15	13	11	2	1	7	9	4	2	.385
Taveras, L	0	2	9.82	3	3	0	0	0	11.0	18	14	12	0	4	4	23	2	2	.367
Vasquez, J	1	2	11.62	11	6	0	0	0	26.1	33	35	34	1	9	32	26	9	6	.317
Zapata, J	0	0	12.00	1	0	0	0	0	3.0	7	4	4	1	0	1	0	0	1	.467
TEAM TOTAL	14	37	6.33	52	52	1	0	6	421.0	446	394	296	32	62	297	465	139	19	.266

MINOR LEAGUES

DOMINICAN REPUBLIC DEVELOPMENT ACADEMY

FACTS AND CONSTRUCTION PROJECT HISTORY...

- Located in Boca Chica, Dominican Republic.
- Twins and Phillies entered agreement in 2014 to purchase land and construct a dual academy.
- In 2015, the Twins and Phillies purchased 45 acres of property combined; land cost was \$9.00/sq meter, which equates to approximately \$1.8M combined cost.
- General Contractor: Elmufdi Construction Co (Juan Elmufdi/owner); La Romana, DR.
- Architect: JMF Associates (Jose Mella/owner); Santo Domingo, DR.
- In July 2015, the Phillies and Twins broke ground on acquired property.
- In January 2017, both academies were completed.
- Total cost for dual academy was approximately \$18M (\$9M per club).

TWINS HISTORY IN DOMINICAN ACADEMIES

1998-99	Hermanos Alou Field, Santo Domingo
2000-01	Cotui
2002-03	Santana
2004-14	Baseball City, Boca Chica
2015-24	Las Americas, Boca Chica



TWINS ACADEMY CONSISTS OF THE FOLLOWING...

- 18,000-square-foot Administrative/Clubhouse/Training Facility consisting of seven administrative offices (200 sf each), two conference rooms (450 sf each), video coaching room (235 sf), staff locker room (550 sf), player locker room (1,650 sf), weight room (1,950 sf), training room (1,000 sf) and hydrotherapy room (320 sf), plus two equipment rooms and a laundry room.
- 17,500-square-foot Dormitory/Classroom/Recreational Facility that houses up to 78 players and 10 staff. It includes a dining room (1,235 sf), entertainment room (1,300 sf), TV room (720 sf), computer lab with 14 computer stations (635 sf) and two classrooms (975 sf each).
- Observation tower overlooking three full playing fields, including 14 bullpen mounds.
- 8,500-square-foot covered batting cage facility, including four batting tunnels and up to 12 pitching mounds.
- 60-yard agility field.

TWINS/PHILLIES SHARE THE FOLLOWING COMMON FACILITIES...

- Dining/kitchen facility located in the center of both academies. Both clubs have individual dining rooms separate from each other. One large commercial kitchen is located between the two dining rooms and is jointly operated by the clubs.
- Auditorium (11,000 sf) consisting of 98 seats in tiered, theater-style design with full audio-visual capabilities.
- Maintenance building for field maintenance equipment and staff, including two offices and dormitory facilities for field maintenance, kitchen and housekeeping staff.



FACILITY AMENITIES IN DETAIL...

- Academy consists of approximately 50,000 total square feet in building capacity.
- Weight Room floor space includes all new, state-of-the-art equipment and an outdoor medicine ball workout area. Same conditioning equipment that is used in Fort Myers and at Target Field in Minneapolis.
- Training Room includes adjacent private hydrotherapy room with three whirlpools plus office space for Athletic Training and Strength & Conditioning staff.
- Classroom capacity has increased from one small room to two large classrooms plus a computer lab with 16 work stations. This greatly enhances the growth of ESL and general educational programming.
- Player entertainment area includes a TV room, living room, and recreation room with pool tables, ping pong tables, domino tables and video game areas.
- Administrative offices include four administrative offices and three offices for field staff plus a reception area with seating for visitors.
- Conference rooms include one for the administrative staff and guests, and a separate room for the field staff.
- Player Locker Room/Clubhouse has 67 lockers plus an additional private room with 11 lockers for visiting tryout players.
- Staff Locker Room area includes 15 lockers with private shower/toilet facility, plus additional four lockers and private shower/toilet room for manager and coordinators.
- Dining Room has 10 tables and a capacity to feed 80 people at a time.

TECHNOLOGY & IT INFRASTRUCTURE...

- The Academy contains state-of-the-art-technology, wifi throughout and high-tech video systems for player instruction.
- High-speed fiber optic cable/internet service.
- Closed Circuit Security Camera system.
- Fully integrated phone system with direct connect to Minnesota and Fort Myers extensions/landlines.
- Video Coaching system includes the BATS program with CF, 1B, 3B and high-home camera capabilities on the game field, pitching development mounds and batting cages. Cameras have a direct feed into a Video Coaching room that will include nine computer work stations.

2024 FULL SEASON MINOR LEAGUE SCHEDULES

AAA - ST. PAUL	AA - WICHITA	A+ - CEDAR RAPIDS	A - FORT MYERS
3/29-31..... COL	4/5-7..... FRI	4/5-7..... @BEL	4/5-7..... TAM
4/2-7..... @NAS	4/9-14..... @SPR	4/9-14..... DAY	4/9-14..... @CLR
4/9-14..... IOW	4/16-21..... TUL	4/16-21..... @WIS	4/16-21..... JUP
4/16-21..... @IND	4/23-28..... @SA	4/23-28..... BEL	4/23-28..... PMB
4/23-28..... ROC	4/30-5/5..... @NWA	4/30-5/5..... PEO	4/30-5/5..... @BRD
4/30-5/5..... LOU	5/7-12..... ARK	5/7-12..... @SB	5/7-12..... DUN
5/7-12..... @TOL	5/14-19..... @TUL	5/14-19..... QC	5/14-19..... @LAK
5/14-19..... OMA	5/21-26..... SA	5/21-26..... @PEO	5/21-26..... @DBT
5/21-26..... @BUF	5/28-6/2..... SPR	5/28-6/2..... LC	5/28-6/2..... BRD
5/28-6/2..... @ROC	6/4-9..... @NWA	6/4-9..... @GL	6/4-9..... @TAM
6/4-9..... SYR	6/11-16..... MID	6/11-16..... @LAN	6/11-16..... LAK
6/11-16..... @LOU	6/18-23..... @ARK	6/18-23..... PEO	6/18-23..... @SLU
6/25-30..... @IOW	6/25-30..... NWA	6/25-30..... BEL	6/25-30..... TAM
7/2-7..... GWN	7/1-3..... TUL	7/1-3..... @QC	7/1-3..... @BRD
7/9-14..... @LOU	7/4-6..... @TUL	7/4-6..... @QC	7/4-6..... BRD
7/19-21..... @TOL	7/9-14..... @SPR	7/9-14..... @BEL	7/9-14..... DBT
7/23-28..... OMA	7/19-21..... FRI	7/19-21..... WIS	7/19-21..... @CLR
7/30-8/4..... @IOW	7/23-28..... @AMA	7/23-28..... @QC	7/23-28..... @DUN
8/6-11..... COL	7/30-8/4..... NWA	7/30-8/4..... GL	7/30-8/4..... SLU
8/13-18..... @IND	8/6-11..... @CC	8/6-11..... @PEO	8/6-11..... @JUP
8/20-25..... SWB	8/13-18..... ARK	8/13-18..... SB	8/13-18..... LAK
8/27-9/1..... @OMA	8/20-25..... @MID	8/20-25..... @DAY	8/20-25..... TAM
9/2-8..... IOW	8/27-9/1..... SPR	8/27-9/1..... @LC	8/27-9/1..... CLR
9/10-15..... @COL	9/2-8..... @FRI	9/3-8..... WIS	9/3-8..... @LAK
9/17-22..... IND	9/10-15..... TUL		


2023 BASEBALL AMERICA MINOR LEAGUE MANAGER OF THE YEAR

BRIAN DINKELMAN

HIGH-A CEDAR RAPIDS

After leading the Cedar Rapids Kernels, the Twins' High-A Midwest League affiliate, to a minor league-best 82-50 (.621) record in the regular season and its first MWL title since 1994, **Brian Dinkelman** was named *Baseball America's* 2023 Minor League Manager of the Year.

Dinkelman has led the Kernels to the Postseason in each of his four seasons at the team's helm, guiding 14 players who later went on to play in the majors along the way. The Centralia, Illinois native has been part of the Twins organization for 17 years as a player and coach.



MINOR LEAGUES

TWINS MINOR LEAGUE AFFILIATE HISTORY

TRIPLE-A

St. Paul, 2021-
Rochester, 2003-20
Edmonton, 2001-02
Salt Lake, 1994-00
Portland, 1987-93
Toledo, 1978-86
Tacoma, 1972-77
Portland, 1971
Evansville, 1970
Denver, 1965-69
Atlanta, 1964
Dallas-FW, 1963
Vancouver, 1962
Syracuse, 1961

DOUBLE-A

Wichita, 2021-
Pensacola, 2019-20
Chattanooga, 2015-18
New Britain, 1995-2014
Nashville, 1992-94
Orlando, 1973-91
Charlotte, 1962-72
Nashville, 1961

CLASS-A ADVANCED

Cedar Rapids, 2021-
Fort Myers, 1991-20
Visalia, 1977-90
Reno, 1975-76
Lynchburg, 1970-74
Red Springs, 1969
Wilson, 1962-68
Charlotte, 1961

CLASS-A

Fort Myers, 2021-
Cedar Rapids, 2013-20
Beloit, 2005-12
Quad Cities, 1999-04
Fort Wayne, 1993-98
Kenosha, 1984-92
Wis. Rapids, 1972-83
Fort Lauderdale, 1973
Charlotte, 1972
Orlando, 1972
St. Cloud, 1965-71
Wis. Rapids, 1964-70
Auburn, 1967-70
Orlando, 1963-70
Thomasville, 1965-66
Bis.-Man., 1962-64
Erie, 1961-63
Fort Walton, 1961-62
Wilson, 1961

ROOKIE ADVANCED

Level discontinued in 2021
Elizabethhton, 1974-20
Geneva, 1973
Sarasota, 1964-72
Wytheville, 1961-63

ROOKIE

GCL/FCL (Fort Myers), 1990-
Sarasota, 1989
Bradenton, 1965
Melbourne, 1964

TWINS 2023 MINOR LEAGUE AWARDS

SHERRY ROBERTSON AWARD – MINOR LEAGUE PLAYER OF THE YEAR IF BROOKS LEE, WICHITA & ST. PAUL

Infielder Brooks Lee was named the 2023 Sherry Robertson Award winner as Twins Minor League Player of the Year.

Lee, 22, split the minor league season between Double-A Wichita and Triple-A St. Paul, combining to hit .275 (138-for-501) with 39 doubles, three triples, 16 home runs, 84 RBI, 83 runs scored and an .808 OPS in 125 games. He began the season with Wichita, leading all Double-A hitters with 31 doubles and pacing the Texas League with 42 extra-base hits before being promoted to St. Paul in early August.

The 5-foot-11, 205-pound infielder was named Twins minor league Player of the Week two times during the season (May 7 and July 16) and finished the season ranking first among all Twins minor leaguers in doubles (39), tied for second in RBI (81) and second in total bases (231), third in hits (138) and games played (125), and fourth in runs scored (83). Lee was also one of 10 players in all minor league baseball with 80-plus runs scored, 35-plus doubles, 15-plus home runs, 80-plus RBI and 50-plus walks in the 2023 season. He is ranked by both MLB.com and *Baseball America* as the second-best prospect in the Twins system.



JIM RANTZ AWARD – MINOR LEAGUE PITCHER OF THE YEAR RHP CORY LEWIS, WICHITA & ST. PAUL

Right-hander Cory Lewis was named the 2023 Jim Rantz Award winner as the Twins Minor League Pitcher of the Year.

Lewis, 22, split the 2023 minor league season between Low-A Fort Myers and High-A Cedar Rapids, combining to go 9-4 with a 2.49 ERA (101.1 IP, 28 ER), 33 walks, 118 strikeouts, a 1.06 WHIP and a .198 (74-for-373) opponent batting average in 22 starts.

The 6-foot-5, 220-pound right-hander was named Twins minor league Pitcher of the Week one time on the season (June 11) and was tied for first among all Twins minor league pitchers in wins (9), second in strikeouts (118), tied for third in games started (22) and seventh in innings pitched (101.1). He is ranked by MLB.com as the No. 13 prospect in the Twins organization.



TWINS 2023 MINOR LEAGUE WEEKLY AWARDS

MINOR LEAGUE PLAYER OF THE WEEK

WEEK	NAME	POS	STATISTICS	AFFILIATE
April 9	Edouard Julien	INF	.300 (3-for-10), 1 HR, 2 RBI, 3 BB, 1.457 OPS	St. Paul
April 16	Ben Ross	INF	.450 (9-for-20), 2 2B, 1 HR, 1.155 OPS	Cedar Rapids
April 23	Andrew Cossetti	C	.643 (9-for-14), 3 HR, 3 BB, 2.134 OPS	Fort Myers
April 30	Michael Helman	INF	.444 (8-for-18), 1 2B, 1 3B, 2 HR, 8 RBI, 1.444 OPS	FM/St. Paul
May 7	Brooks Lee	INF	.571 (8-for-14), 4 2B, 3 BB, 1.504 OPS	Wichita
May 14	Yunior Severino	INF	.444 (8-for-18), 2 2B, 3 HR, 6 RBI, 3 BB, 1.056 SLG	Wichita
May 21	Kala'i Rosario	OF	.538 (7-for-13), 1 2B, 2 HR, 5 RBI, 1.702 OPS	Cedar Rapids
May 28	Ricardo Olivar	C/OF	.600 (6-for-10), 1 2B, 1 HR, 1.600 OPS	Fort Myers
June 4	Matt Wallner	OF	.444 (8-for-18), 1 2B, 3 HR, 8 RBI, 1.585 OPS	St. Paul
June 11	Jair Camargo	C	.375 (6-for-16), 4 HR, 10 RBI, 1.537 OPS	St. Paul
June 18	Chris Williams	C/1B	.467 (7-for-15), 6 HR, 14 RBI, 5 BB, 1.667 SLG, 2.267 OPS	St. Paul
June 25	Emmanuel Rodriguez	OF	.571 (8-for-14), 3 HR, 6 RBI, 2.095 OPS	Cedar Rapids
July 2	Matt Wallner	OF	.409 (9-for-22), 2 2B, 1 3B, 2 HR, 7 RBI, 1.298 OPS	St. Paul
July 9	Dameury Peña	INF	.429 (6-for-14), 3 2B, 1 3B, 2 RBI, 3 R, 1.252 OPS	DSL
July 16	Brooks Lee	INF	.429 (6-for-14), 1 2B, 2 HR, 5 RBI, 3 R, 1.357 OPS	Wichita
July 23	Emmanuel Rodriguez	OF	.375 (6-for-16), 1 2B, 1 3B, 1 HR, 5 BB, 1.316 OPS	Cedar Rapids
July 30	Yunior Severino	INF	.313 (5-for-16), 4 HR, 6 RBI, 2 BB, 1.451 OPS	Wichita
August 6	Emmanuel Rodriguez	OF	.333 (5-for-15), 3 HR, 6 RBI, 4 BB, .933 SLG, 1.407 OPS	Cedar Rapids
August 13	Danny De Andrade	INF	.462 (6-for-13), 2 2B, 1 HR, 6 RBI, 1 BB, 6 R, 1.380 OPS	Fort Myers
August 20	Austin Martin	OF/INF	.353 (6-for-17), 3 HR, 9 RBI, .882 SLG, 1.304 OPS	St. Paul
August 27	DaShawn Kiersey Jr.	OF	.412 (7-for-17), 1 2B, 1 3B, 1 HR, 5 RBI, 4 BB, 1.289 OPS	St. Paul
Sept. 3	Walker Jenkins	OF	.500 (12-for-24), 2 2B, 1 HR, 5 RBI, .708 SLG, 1.228 OPS	Fort Myers
Sept. 10	Emmanuel Rodriguez	OF	.333 (3-for-9), 1 3B, 3 RBI, 6 BB, .600 OBP, 1.156 OPS	Cedar Rapids
Sept. 17	Noah Cardenas	C	.500 (4-for-8), 1 2B, 2 RBI, 5 BB, 1.317 OPS	Cedar Rapids
Sept. 24	Emmanuel Rodriguez	OF	.364 (4-for-11), 3 HR, 7 RBI, 3 BB, 4 R, 1.396 OPS	Cedar Rapids

MINOR LEAGUE PITCHER OF THE WEEK

WEEK	NAME	POS	STATISTICS	AFFILIATE
April 9	David Festa	RHP	0.00 ERA, 5.0 IP, 1 H, 8 K in 1 start	Wichita
April 16	Zebby Matthews	RHP	0.00 ERA, 5.0 IP, 0 H, 1 BB, 7 K in 1 start	Fort Myers
April 23	Bailey Ober	RHP	0.00 ERA, 5.0 IP, 3 H, 1 BB, 6 K in 1 start	St. Paul
April 30	Louie Varland	RHP	1.69 ERA (5.1 IP, 1 ER), 4 H, 2 BB, 8 K in 1 start	St. Paul
May 7	Alejandro Hidalgo	RHP	0.00 ERA, 5.1 IP, 3 H, 1 BB, 9 K in 1 start	Cedar Rapids
May 14	C.J. Culepper	RHP	1.69 ERA (5.1 IP, 1 ER), 4 H, 1 BB, 8 K in 1 start	Fort Myers
May 21	Blayne Enlow	RHP	1.69 ERA (5.1 IP, 1 ER), 6 H, 10 K in 1 start	Wichita
May 28	Marco Raya	RHP	0.00 ERA, 0 H, 0 BB, 5 K in 1 start	Cedar Rapids
June 4	Brent Headrick	LHP	1.80 ERA (5.0 IP, 1 ER), 5 H, 7 K in 1 relief appearance	St. Paul
June 11	Cory Lewis	RHP	0.00 ERA, 5.0 IP, 3 H, 1 BB, 8 K in 1 start	Cedar Rapids
June 18	Marco Raya	RHP	3.00 ERA (3.0 IP, 1 ER), 2 H, 6 K in 1 start	Cedar Rapids
June 25	Cesar Lares	LHP	0.00 ERA, 3.0 IP, 1 H, 5 K in 1 start	FCL
July 2	Kyle Jones	RHP	1.23 ERA (4.0 IP, 1 ER), 4 H, 5 BB, 8 K in 2 appearances (1 start)	Cedar Rapids
July 9	C.J. Culepper	RHP	0.00 ERA (11.0 IP, 0 ER), 6 H, 1 BB, 8 K in 2 starts	Cedar Rapids
July 16	Marco Raya	RHP	0.00 ERA, 3.2 IP, 1 H, 1 BB, 4 K in 1 start	Wichita
July 23	David Festa	RHP	0.00 ERA, 3.0 IP, 2 H, 1 BB, 6 K in 1 start	Wichita
July 30	Zebby Matthews	RHP	1.50 ERA (6.0 IP, 1 ER), 5 H, 7 K in 1 start	Cedar Rapids
August 6	Pierson Ohl	RHP	0.00 ERA, 6.0 IP, 3 H, 1 BB, 5 K in 1 start	Wichita
August 13	Louie Varland	RHP	0.00 ERA, 7.1 IP, 3 H, 1 BB, 6 K in 1 start	St. Paul
August 20	Andrew Morris	RHP	1.80 ERA (5.0 IP, 1 ER), 2 R, 6 H, 7 K in 1 start	Wichita
August 27	David Festa	RHP	1.80 ERA (5.0 IP, 1 ER), 2 H, 7 K in 1 start	Wichita
Sept. 3	David Festa	RHP	1.80 ERA (5.0 IP, 1 ER), 4 H, 1 BB, 7 K in 1 start	St. Paul
Sept. 10	S. Woods Richardson	RHP	1.50 ERA (6.0 IP, 1 ER), 4 H, 1 BB, 5 K in 1 start	St. Paul
Sept. 17	C.J. Culepper	RHP	1.80 ERA (5.0 IP, 1 ER), 4 H, 1 BB, 8 K in 1 start	Cedar Rapids
Sept. 24	Andrew Morris	RHP	1.80 ERA (5.0 IP, 1 ER), 3 H, 0 BB, 7 K in 1 start	Cedar Rapids

SHERRY ROBERTSON AWARD

Year	Player	Pos
1970	Mark Wiley	OF
1971	Steve Brye	OF
1972	Tom Smithson	C
1973	Craig Kusick	1B
1974	Butch Wynegar	C
1975	Steve Luebber	P
1976	Dan Graham	C
1977	Greg Field	P
1978	Steve Douglas	OF
1979	Steve Green	P
1980	Bob Konopa	P
1981	Kent Hrbek	1B
1982	Jeff Reed	OF
1983	Tim Lincecum	2B
1984	Curt Wardle	P
1985	Mark Davidson	OF
1986	Gene Larkin	1B
1987	Mike Dyer	P
1988	Pete Delkus	P
1989	Paul Sorrento	1B
1990	Denny Neagle	P
1991	Pat Mahomes	P
1992	Marty Cordova	OF
1993	LaTroy Hawkins	P
1994	LaTroy Hawkins	P
1995	Javier Valentin	C
1996	Todd Walker	3B/2B

Year	Player	Pos
1997	David Ortiz	1B
1998	Doug Mientkiewicz	1B
1999	Michael Restovich	OF
2000	John Barnes	OF
2001	Michael Cuddyer	3B
2002	Low Ford	OF
2003	Joe Mauer	C
2004	Jason Kubel	OF
2005	David Winfree	3B
2006	Alexi Casilla	IF
2007	Brian Buscher	3B
2008	Ben Revere	OF
2009	Ben Revere	OF
2010	Joe Benson	OF
2011	Brian Dozier	SS
2012	Oswaldo Arcia	OF
2013	Byron Buxton	OF
2014	Kennys Vargas	1B/DH
2015	Max Kepler	OF/1B
2016	Zack Granite	OF
2017	Mitch Garver	C
2018	Alex Kirilloff	OF
2019	Trevor Larnach	OF
2021	Jose Miranda	IF
2022	Matt Wallner	OF
2023	Brooks Lee	IF

JIM RANTZ AWARD

Year	Player	Pos
2002	J.D. Durbin	RHP
2003	Jesse Crain	RHP
2004	Scott Baker	RHP
2005	Francisco Liriano	LHP
2006	Matt Garza	RHP
2007	Kevin Slowey	RHP
2008	Anthony Slama	RHP
2009	David Bromberg	RHP
2010	Kyle Gibson	RHP
2011	Liam Hendriks	RHP
2012	B.J. Hermesen	RHP
2013	Andrew Albers	LHP
2014	José Berrios	RHP
2015	José Berrios	RHP
2016	Stephen Gonsalves	LHP
2017	Aaron Slegers	RHP
2018	Lewis Thorpe	LHP
2019	Randy Dobnak	RHP
2021	Louie Varland	RHP
2022	Louie Varland	RHP
2023	Cory Lewis	RHP

TWINS SCOUTING STAFF

Sean Johnson	Vice President, Amateur Scouting
Kevin Goldstein	Vice President, International Scouting and Special Advisor to Baseball Operations
Deron Johnson	Senior Advisor to Scouting
José León	Senior International Scouting Advisor
Román Barinas	Director, Latin American Scouting
Brad Steil	Director, Professional Player Procurement
Tim O'Neil	Assistant Director, Amateur Scouting
Nick Beauchamp	Assistant Director, Baseball Operations
Navery Moore	Assistant Director, Professional Player Procurement
Ezra Wise	Manager, Amateur Scouting Research & Development
Hailey Leviton	Manager, Baseball Operations
Andreina Salas Guzmán	Manager, International Scouting
Iván Verástica Mora	Manager, International Scouting
Anthony Liriano	Manager, Baseball Technology, International Scouting
Annika Mau	Coordinator, Amateur Scouting
Chris Mitchell	Coordinator, Professional Player Procurement
Zane MacPhee	Analyst, Professional Player Procurement
Sam Isenberg	Analyst, Professional Player Procurement
Matt Klotsche	Analyst, Professional Player Procurement
Holden Bridge	Analyst, Advance Scout
Joey Casey	Junior Advance Scout
Marcos Lantigua	Scouting Coordinator, Dominican Republic

SCOUTING SUPERVISORS

Billy Corrigan	National Crosschecker
Freddie Thon	East Supervisor/International Crosscheckers
Elliott Strankman	West Coast Supervisor
Mark Quimuyog	Southeast Supervisor
Mike Ruth	Midwest Supervisor
Derrick Dunbar	Mideast Supervisor
Andrés García	Venezuela Supervisor

AMATEUR AND PROFESSIONAL SCOUTS

Héctor Barrios	Panamá (part time)
Joe Bisenius	Northern Illinois, Iowa, Minnesota, Nebraska, North Dakota, South Dakota, Wisconsin
Trevor Brown	Texas, Northern Louisiana
Walt Burrows	Canada
Ken Compton	Professional Scout
Ty Dawson	North Carolina, South Carolina
JR DiMercurio	Arkansas, Kansas, Missouri, Oklahoma
Brett Dowdy	Central Florida
Earl Frishman	Professional Scout
Alvaro Gómez	Venezuela
John González	Venezuela
Edgar Guerra	Venezuela
Jason Hahn	Professional Scout
Luis Lajara	Dominican Republic
John Leavitt	Hawai'i, Southern California
Manuel Luciano	Dominican Republic
John Manuel	Professional Scout
José Marzán	Professional Scout
Mitch Morales	South Florida, Puerto Rico
Marlon Nava	Venezuela
Jason Pennini	Professional Scout
Samuel Pimentel	Dominican Republic
Jeff Pohl	Indiana, Southern Illinois, Kentucky, Michigan & Pitching Crosschecker
Jack Powell	Georgia, Eastern Tennessee, Florida Panhandle
Daniel Sánchez	Dominican Republic
Luis Sosa	Dominican Republic
Keith Stohr	Professional Scout
Dylan Tashjian	Nevada (excluding Clark County), Central and Northern California
Brian Tripp	Central and Southern California
Oswaldo Troconis	Venezuela
Kyle Van Hook	Southeast Texas, Louisiana
Nick Venuto	Ohio, Pennsylvania, West Virginia, Upstate New York
Chandler Wagoner	Arizona, Colorado, New Mexico, Utah, Wyoming; Clark County, Nevada
John Wilson	Connecticut, Delaware, Maine, Massachusetts, Maryland, New Hampshire
Wesley Wright	New Jersey, Eastern New York, Rhode Island, Vermont, Virginia, Washington D.C.
	Professional Scout

TWINS FIRST ROUND DRAFT PICKS

JUNE

JUNE (cont.)

REGULAR PHASE

1965	(9)	Eddie Leon (University of Arizona, AZ).....	SS
1966	(20)	Bob Jones (Dawson County, GA).....	3B
1967	(17)	Steve Brye (St. Elizabeth HS, CA).....	OF
1968	(16)	Alex Rowell (Luther College, IA).....	OF
1969	(7)	Paul Powell (Arizona State University, AZ).....	OF
1970	(22)	Bob Gorinski (Mount Pleasant HS, PA).....	OF
1971	(21)	Dale Soderholm (Coral Park HS, FL).....	SS
1972	(8)	Dick Ruthven (Cal State Univ., Fresno, CA).....	RHP
1973	(11)	Eddie Bane (Arizona State University, AZ).....	LHP
1974	(14)	Ted Shipley (Vanderbilt University, TN).....	SS
1975	(13)	Rick Sofield (Morristown HS, NJ).....	SS
1976	(10)	Jamie Allen (Davis HS, WA).....	3B
1977	(15)	Paul Croft (Morristown HS, NJ).....	OF
1978	(16)	Lenny Faedo (Jefferson HS, FL).....	SS
1979	(11)	Kevin Brandt (Nekosa HS, WI).....	OF
1980	(12)	Jeff Reed (Joliet West HS, IL).....	C
1981	(11)	Mike Sodders (Arizona State University, AZ).....	3B
1982	(4)	Bryan Oelkers (Wichita State Univ., KS).....	LHP
1983	(1)	Tim Belcher (Mount Vernon Nazarene Un., OH).....	RHP
1984	(8)	Jay Bell (Gonzalez Tate HS, FL).....	SS
1985	(13)	Jeff Bumgarner (Hanford HS, WA).....	RHP
1986	(10)	Derek Parks (Montclair HS, CA).....	C
1987	(3)	Willie Banks (St. Anthony's HS, NJ).....	RHP
1988	(20)	Johnny Ard (St. Coll. of FL, Manatee-Sarasota, FL).....	RHP
1989	(25)	Chuck Knoblauch (Texas A&M University, TX).....	SS
1990	(12)	Todd Ritchie (Duncanville HS, TX).....	OF
1991	(3)	David McCarty (Miami University, CA).....	OF
1992	(27)	Scott Stahoviak (Creighton University, NE).....	3B
1993	(26)	Dan Serafini (Juniper Serra HS, CA).....	LHP
1993	(20)	Torii Hunter (Pine Bluff HS, AR).....	OF
1993	(21)	Jason Varitek (Georgia Institute of Tech., GA).....	C
1993	(33)	Marc Barcelo (Arizona State University, AZ).....	RHP
1994	(38)	Keleyce Mucker (Lawrenceburg HS, IN).....	OF
1994	(8)	Todd Walker (Louisiana State Univ., LA).....	2B
1994	(34)	Travis Miller (Kent State University, OH).....	LHP
1995	(13)	Mark Redman (University of Oklahoma, OK).....	LHP
1996	(2)	Travis Lee (San Diego State University, CA).....	1B
1997	(9)	Michael Cuddyer (Great Bridge HS, VA).....	SS
1997	(50)	Matthew LeCroy (Clemson University, SC).....	C
1998	(6)	Ryan Mills (Arizona State University, AZ).....	LHP
1999	(5)	B.J. Garbe (Moses Lake HS, WA).....	OF
2000	(2)	Adam Johnson (Cal St. Univ., Fullerton, CA).....	RHP
2001	(31)	Aaron Heilman (Univ. of Notre Dame, IN).....	RHP
2001	(1)	Joe Mauer (Cretin HS, MN).....	C
2002	(20)	Denard Span (Catholic HS, FL).....	OF
2003	(21)	Matt Moses (Mills E. Godwin HS, VA).....	3B
2004	(20)	Trevor Plouffe (Crespi Carmelite HS, CA).....	SS
2004	(22)	Glen Perkins (University of Minnesota, MN).....	LHP
2004	(25)	Kyle Waldrop (Farragut HS, TN).....	RHP
2004	(35)	Matthew Fox (Univ. of Central Florida, FL).....	RHP
2004	(39)	Jay Rainville (Bishop Hendricken HS, RI).....	RHP
2005	(25)	Matt Garza (Cal State Univ., Fresno, CA).....	RHP
2005	(39)	Henry Sanchez (Mission Bay HS, CA).....	1B
2006	(20)	Chris Parmelee (Chino Hills HS, CA).....	OF
2007	(28)	Ben Revere (Lexington Catholic HS, KY).....	OF
2007	(14)	Aaron Hicks (Woodrow Wilson HS, CA).....	OF
2007	(27)	Carlos Gutierrez (University of Miami, FL).....	RHP
2007	(31)	Shooter Hunt (Tulane University, LA).....	RHP
2009	(22)	Kyle Gibson (University of Missouri, MO).....	RHP
2009	(46)	Matt Bashore (Indiana Un., Bloomington, IN).....	LHP
2010	(1)	Alex Wimmers (The Ohio St. Univ., OH).....	RHP
2011	(30)	Levi Michael (Univ. of NC at Chapel Hill, NC).....	SS
2011	(50)	Travis Harrison (Tustin HS, CA).....	3B
2011	(55)	Hudson Boyd (Bishop Verot HS, FL).....	OF
2012	(2)	Byron Buxton (Apppling County HS, GA).....	RHP

2012	(32)	José Berrios (Papa Juan HS, Puerto Rico).....	RHP
2012	(42)	Luke Bard (Georgia Institute of Tech., GA).....	RHP
2013	(4)	Kohl Stewart (St. Pius X HS, TX).....	RHP
2014	(5)	Nick Gordon (Olympia HS, FL).....	INF
2015	(6)	Tyler Jay (U. of IL at Urbana-Champaign, IL).....	LHP
2016	(15)	Alex Kiriloff (Plum HS, PA).....	OF
2017	(1)	Royce Lewis (JSerra Catholic HS, CA).....	SS
2017	(35)	Brent Rooker (Miss. State University, MS).....	OF
2018	(20)	Trevor Larnach (Oregon State University, OR).....	OF
2019	(13)	Keoni Cavaco (Eastlake HS, CA).....	SS
2019	(39)	Matt Wallner (U. of Southern Mississippi, MS).....	OF
2020	(27)	Aaron Sabato (Univ. of NC at Chapel Hill, NC).....	1B
2020	(26)	Chase Petty (Mainland Regional HS, NJ).....	RHP
2022	(8)	Brooks Lee (Cal Poly San Luis Obispo, CA).....	SS
2023	(5)	Walker Jenkins (S. Brunswick HS, NC).....	OF

JANUARY

1965	(No Selection)		
1965	(No Selection)*		
1966	(18)	Charles Chase (College of San Mateo, CA).....	OF
1966	(15)	Robert Crosby (James Monroe HS, NY).....	RHP*
1967	(18)	Leonard Weems (Ecorse HS, MI).....	RHP
1967	(14)	Clifford Foster (Lancing Sexton HS, MI).....	1B*
1968	(15)	Daved Hoot.....	OF
1968	(1)	Eric Soderholm (South Georgia College, GA).....	3B*
1969	(8)	Gary Wilburn (Gardena, CA).....	C
1969	(10)	John Hurley (University of Michigan, MI).....	RHP
1970	(21)	Sayle Brown (Glendale CC, CA).....	RHP
1970	(11)	George Pugh (Mesa Community College, AZ).....	LHP*
1971	(21)	Jerry Mayberry.....	RHP
1971	(13)	Jeff Hooper (Los Angeles Valley College, CA).....	LHP*
1972	(7)	Low Lemer.....	RHP
1972	(1)	Bob Keppel (Bradley University, IL).....	OF*
1973	(12)	Joseph Honce (West Virginia Univ., WV).....	OF*
1973	(18)	Dennis Sherow (Compton CC, CA).....	OF*
1974	(13)	Mark Lockwood (Fullerton College, CA).....	LHP
1974	(11)	Jerry Garvin (Merced College, CA).....	LHP*
1975	(9)	Victor Bernal (Cal St. Poly. Univ., Pomona, CA).....	RHP*
1975	(22)	Mark Wilson (Linn-Benton CC, OR).....	OF*
1976	(9)	Bob Veselic (Mount San Antonio College, TX).....	RHP
1976	(1)	Pete Redfern (Univ. of Southern Cal., CA).....	RHP*
1977	(16)	Lance Hallberg (San Bernardino Val. Col., CA).....	SS
1977	(21)	Mike Walters (Chaffey College, CA).....	RHP*
1978	(15)	Ralph Citarella (Eastern Florida St. Coll., FL).....	RHP
1978	(1)	Keith Isaacs (East Okla. St. College, OK).....	RHP*
1979	(12)	Joseph McCarthy (Seminole CC, FL).....	OF
1979	(19)	Joseph Plummer (Long Beach City Coll., CA).....	RHP*
1980	(11)	Jeff Barnard (Iowa Western CC, IA).....	RHP
1980	(9)	Nattie George (San Jose City College, CA).....	OF*
1981	(12)	Peter Kutsukos (Seminole CC, FL).....	RHP
1981	(25)	Rhett Whisman (Guy Coast CC, FL).....	3B*
1982	(3)	Kirby Puckett (Triton College, IL).....	OF*
1982	(7)	Mark Margis.....	LHP
1983	(2)	Kevin Hammond (St. Petersburg College, FL).....	RHP
1983	(20)	Coe Brier (Clemson University, SC).....	C*
1984	(7)	Carl Cox (Georgia Perimeter College, GA).....	LHP
1984	(9)	Alan Sontag (Indian River CC, FL).....	RHP*
1985	(14)	Tony Faryniarz (Sacramento City College, CA).....	RHP
1985	(26)	Garrett O'Connor (U of LA at Lafayette, LA).....	RHP*
1986	(9)	Jarvis Brown (Triton College, IL).....	2B
1986	(1)	Toby Nivens (San Jacinto College, TX).....	RHP*

(January Draft Ended)

SECONDARY PHASE

1965	(No selection)		
1966	(6)	Buzz Stephen (Cal State Fresno, CA).....	RHP
1967	(3)	Ken Sotkiewicz (Georgia Southern Univ., GA).....	SS
1968	(18)	Danny Thompson (Oklahoma State Univ., OK).....	SS
1969	(3)	Ralph Dick (Arizona State Univ., AZ).....	OF
1970	(18)	Daniel Guerrero (Occidental College, CA).....	C
1971	(9)	Glenn Borgmann (Univ. of South Alabama, AL).....	C
1971	(15)	Randolph Delerio (West Hills College, CA).....	C
1972	(17)	John Eichholtz (Fresno City College, CA).....	RHP
1973	(8)	Wayne Williams (Ranger College, TX).....	2B
1974	(21)	Gary Bishop (Indian River CC, FL).....	1B
1975	(3)	Hosken Powell (Chipola College, FL).....	OF

1976	(23)	Gregory Vogel (Penn State Univ., PA).....	2B
1977	(1)	Frank Ferroni (Central Arizona College, AZ).....	LHP
1978	(24)	Bruce Kastelic (Ranger College, TX).....	SS
1979	(11)	Gary Gaetti (NW Missouri State Univ., MO).....	3B
1980	(25)	John Palica (Los Angeles Harbor College, CA).....	OF
1981	(13)	John Salery (Indian River CC, FL).....	OF
1982	(18)	Curt Kindred (Fullerton College, CA).....	RHP
1983	(1)	Odolbe McDowell (Arizona State Univ., AZ).....	OF
1984	(21)	Eddie Yanes (Eastern Florida State Coll., FL).....	OF
1985	(13)	Dewayne Coleman (Chaffey College, CA).....	RHP
1986	(25)	James McClellan (Ohlone College, CA).....	RHP

(Secondary Phase Ended)

Bold indicates signed players

Overall pick in parentheses

* indicates secondary phase pick

MINOR LEAGUES

TWINS 2023 FIRST-YEAR PLAYER DRAFT

RD (Pick)	PLAYER	POS	B/T	HT	WT	DOB	HOMETOWN	SCHOOL	SCOUT
1 (5)	Walker Jenkins	OF	L/R	6'3"	210	2/19/05	Southport, NC	S. Brunswick HS (NC)	Dawson
CB A (34)	Charlee Soto	RHP	S/R	6'5"	210	8/31/05	Kissimmee, FL	Reborn Christian	Dowdy
2 (49)	Luke Keaschall	2B	R/R	6'1"	190	8/15/02	Watsonville, CA	Arizona State University	Wagoner
3 (82)	Brandon Winkokur	CF	R/R	6'5"	210	12/16/04	Huntington Beach, CA	Edison HS	Leavitt
4 (114)	Tanner Hall	RHP	R/R	6'1"	186	3/18/02	Zachary, LA	Southern Miss.	Williams
5 (150)	Dylan Questad	RHP	R/R	6'1"	200	11/2/04	Waterford, WI	Waterford HS (WI)	Bisenius
6 (177)	Jay Harry	SS	L/R	6'0"	190	7/18/02	Metuchen, NJ	Penn State	Venuto
7 (207)	Nolan Santos	RHP	R/R	6'1"	205	12/7/00	Miami Beach, FL	Bethune-Cookman	Dowdy
8 (237)	Jace Stoffal	RHP	R/R	6'3"	218	7/19/02	Roseburg, OR	Oregon	Blackwell
9 (267)	Jack Dougherty	RHP	R/R	6'4"	215	10/5/01	Collierville, TN	Ole Miss	Williams
10 (297)	Ross Dunn	LHP	R/L	6'3"	225	2/20/02	Salt Lake City, UT	Arizona State University	Wagoner
11 (327)	Ty Langenberg	RHP	R/R	6'2"	190	12/8/01	Urbandale, IA	Iowa	Bisenius
12 (357)	Paulshawn Pasqualotto	RHP	R/R	6'1"	200	6/14/01	Las Vegas, NV	California	Tashjian
13 (387)	Jeremy Lee	RHP	R/R	5'11"	203	9/7/01	Valley Grande, AL	South Alabama	Williams
14 (417)	Xander Hamilton	RHP	L/R	6'3"	223	7/7/01	Raleigh, NC	Appalachian State University	Dawson
15 (447)	Spencer Bengard	RHP	R/R	6'4"	220	4/19/02	Moreno Valley, CA	Cal Baptist	Leavitt
16 (477)	Anthony Silvas	RHP	R/R	6'3"	220	9/2/02	Moreno Valley, CA	Riverside CC	Leavitt
17 (507)	Kade Bragg	LHP	R/L	6'1"	190	7/2/01	Ennis, TX	Angelo State	Brown
18 (537)	Hector Garcia Jr.	RHP	R/R	5'10"	190	10/12/01	Fullerton, CA	Hope International	Leavitt
19 (567)	Sam Parker	OF	L/L	6'4"	215	10/13/04	Marietta, GA	Kennesaw Mountain HS (GA)	Powell
20 (597)	Ashton Larson	OF	L/L	6'1"	193	2/13/05	Overland Park, KS	St. Thomas Aquinas HS (KS)	DiMercurio

BOLD indicates signed player

* The Twins signed 19 players from the 2023 First-Year Player Draft.

WALKER JENKINS

Walker Jenkins, an 18-year-old outfielder from South Brunswick High School (NC), was selected by the Twins in the first round (5th overall) of the 2023 First-Year Player Draft.

The 6-foot-3, 212-pound outfielder hit .417/.632/.633 with two home runs, 32 walks and 33 runs scored in 24 games as a senior for the Cougars in 2023. He was named the Gatorade North Carolina Baseball Player of the Year award for the second-consecutive season, after taking home the honor in 2022.

Jenkins made his professional debut on August 3 and hit .362 (38-for-105) with five doubles, three triples, three home runs, 22 RBI, nine walks, 16 runs scored, a .417 on-base percentage and a .988 OPS in 26 games between the FCL Twins and Low-A Fort Myers.



TWINS SCOUTING & MINOR LEAGUE DIRECTORS

Scouting Directors

Sean Johnson2017-present
Deron Johnson2008-2016
Mike Radcliff1994-2007
Larry Corrigan1992-93
Terry Ryan1986-91
George Brophy1970-85
Sherry Robertson1961-69

Minor League Directors

Drew MacPhail2022-24
Alex Hassan2020-21
Jeremy Zoll2017-19
Brad Steil2013-17
Jim Rantz1986-2012
George Brophy1970-85
Sherry Robertson1961-69

Aguria continued...

Table with 16 columns: Year, Team, W, L, ERA, G, GS, CG, SH, SV, IP, H, R, ER, HR, HB, BB, SO, WP, K/9, BAA. Rows include Fort Myers (2023), Minor League Totals, and Major League Totals.

ALEXY, ADAM JOHN (A.J.)

PITCHER

HEIGHT: 6-4 BATS: R BORN: 4/21/1998 in Honey Brook, PA
WEIGHT: 219 THROWS: R RESIDES: Carrollton, TX
SIGNED BY: Rich Delucia
HOW OBTAINED: Signed as minor league free agent, on December 19, 2023.

2023: Claimed off waivers by Chicago-AL from Minnesota on January 30...went 0-3, 12.00 ERA (21.0 IP, 28 ER) in 16 games (4 starts) for Triple-A Charlotte before being released on July 1...signed with the independent Southern Maryland Blue Crabs on July 22; posted 11.81 ERA (5.1 IP, 7 ER) in 6 games for SMD before being released on August 15...2022: Was in Rangers' spring training for second-consecutive season and began season with Triple-A Round Rock...had four separate stints with the Rangers on the season, allowing nine runs on 10 hits in 7.0 innings pitched for Rangers...posted one scoreless outing, coming on August 22 at Minnesota, earning his only win of season...combined to go 7-7, 6.29 ERA (103.0 IP, 72 ER) with 65 walks and 109 strikeouts in 35 games (16 starts) between Round Rock and Texas...held right-handed batters to a .257 average, compared to .337 vs. left-handed batters...designated for release or assignment by Texas on December 9 and claimed off waivers by Washington on December 13...acquired via trade by Minnesota on January 10, 2023, in exchange for minor league right-handed pitcher Cristian Jimenez...designated for release or assignment on January 23, 2023 when the Twins acquired Michael A. Taylor from Kansas City...2021: Combined to go 3-1, 1.66 ERA (65.0 IP, 12 ER), 10.5 strikeouts-per-9.0 IP, 3.7 walks-per-9.0 IP...175/275/283/557 opponent slash, and 1.015 WHIP figure in 16 games (10 starts) during a breakout season for Triple-A Round Rock and Double-A Frisco, his first career action above High-A...his 1.66 ERA ranked second in the minor leagues (min. 65 IP) at time of his MLB promotion...began year with Frisco (3-1, 1.61 in 13 G/7 GS) and was promoted to Round Rock on August 2 (0-0, 1.84 in 3 G/GS)...entered year rated as Rangers' No. 25 prospect by Baseball America...added to the club's taxi squad on August 29 and officially recalled from Round Rock on August 30 prior to making major league debut that night vs. Colorado (5.0 IP, 1 H, 0 R, 3 BB, 4 SO, 81 pitches/43 strikes), a 4-3 Texas victory...became the first Ranger to win his MLB debut as a starter since Chi Chi Gonzalez on May 30, 2015 vs. Boston (5.2 SHO IP)...was just second pitcher in WAS/TEX franchise history to post 5.0+ SHO IP while allowing one-or-zero hits as a starter in a major league debut, joining Roger Pavlik on 5/22/92 at CWS (ND, 6.0 IP, 1 H, 0 R)...was scoreless in his first two major league starts spanning 11.0 IP: August 30 vs. Colorado (W, 5.0 IP, 0 R) and 9/6 at LAA (W, 6.0 IP, 0 R)...became first pitcher in MLB history (since the current mound distance was established in 1893) to go 5.0+ plus shutout innings and allow one-or-zero hits in each of his first two career appearances (both starts), according to the Elias Sports Bureau...posted the T2nd-longest career-opening scoreless streak (12.0 IP) by a Rangers starter: 14.2 IP by Chi Chi Gonzalez in 2015, 12.0 IP by Scott Chimparino in 1990...2020: Opened spring training in minor league camp and did not see official game action due to the cancellation of the minor league season...remained in Arizona for much of the summer and though was never a member of the Rangers' 60-man Player Pool, logged 5.0 SHO IP in the Fall Developmental League, striking out 9 of 14 batters faced...contract was selected to the major league roster on 11/20...2019: Made 5 starts for Down East before going on the Injured List from 5/2-end of season with a right shoulder strain...returned to make 3 starts for Surprise in the Arizona Fall League (6 ER/8.0 IP)...entered the season as Texas' 20th best prospect according to Baseball America...2018: Led the Texas organization with 138 strikeouts, 4th-most in the South Atlantic League...tapped the 18th-best prospect in the SAL by Baseball America...named a Texas Organization All-Star by MLB.com...named SAL Pitcher of the Week for 6/4-10 after 6 no-hit innings on 6/7 vs. Kannapolis...2017: Acquired by Texas from Los Angeles-NL, along with OF Willie Calhoun and INF Brendon Davis, in exchange for RHP Yu Darvish on 7/31...combined to go 3-7 with a 3.53 ERA (94.1 IP, 37 ER) over 24 starts with Low-A Hickory in the TEX organization and Low-A Great Lakes in the LAD system...2016: Made professional debut with AZL Dodgers, making seven appearances (3 starts)...PROFESSIONAL: Originally selected by Los Angeles-NL in 11th round of 2016 First-Year Player Draft; signed by scout Rich Delucia...acquired by Texas from Dodgers on July 31, 2017, along with outfielder Willie Calhoun and infielder Brendon Davis, in exchange for right-handed pitcher Yu Darvish...DFA'd by Rangers on December 9, 2022 and claimed off waivers by Washington on January 4, 2023...acquired by Minnesota via trade with Nationals on January 10, 2023, in exchange for minor league right-handed pitcher Cristian Jimenez.

Table with 16 columns: Year, Club, W-L, ERA, G, GS, CG, SH, SV, IP, H, R, ER, HR, HB, BB, SO, WP, K/9, BAA. Rows include AZL Dodgers (2016), Great Lakes (2017), Hickory (2018), Down East (2019), Frisco (2021), Round Rock (2021), TEXAS (2021), Round Rock (2022), TEXAS (2022), Charlotte (2023), and Minor League/Major League Totals.

ARIA, DEVLSON ERNESTO

PITCHER

HEIGHT: 6-0 BATS: L BORN: 3/20/2001 in San Cristobal, Dominican Republic
WEIGHT: 172 THROWS: L RESIDES: --
SIGNED BY: Luis Lajara
HOW OBTAINED: Signed as an undrafted free agent, on February 15, 2019.

2023: Spent the entire season with Low-A Fort Myers...matched single-game career high in strikeouts twice, fanning seven batters on April 13 at Clearwater and May 11 vs. Tampa...12 of his first 13 appearances were starts; after July 3, pitched exclusively out of bullpen.

Table with 16 columns: Year, Team, W-L, ERA, G, GS, CG, SH, SV, IP, H, R, ER, HR, HB, BB, SO, WP, K/9, BAA. Rows include DSL Twins (2019), FCL Twins (2021), FCL Twins (2022), Fort Myers (2022), Fort Myers (2023), and Minor League Totals.

BAEZ, NATHAN (NATE)

CATCHER

HEIGHT: 5-11

BATS: R

BORN: 5/17/2001 in Oro Valley, AZ

WEIGHT: 215

THROWS: R

RESIDES: Oro Valley, AZ

SIGNED BY: Chandler Wagoner

SCHOOL: Arizona State University

HOW OBTAINED: Selected by Twins in 12th round of 2022 First-Year Player Draft.

2023: Missed most of 2023 minor league season after suffering hamate fracture in April; placed on 7-day Injured List on April 6 and transferred to 60-day IL on May 18...played in three games on rehab assignment with FCL Twins, going 3-for-10 with two doubles, one RBI, two walks and two runs scored...reinstated from IL on July 28 and hit .268 (26-for-97) with five doubles, two home runs, 16 RBI, 18 runs scored, 25 walks and an .805 OPS in 29 games for Low-A Fort Myers...hit safely in each of last eight games of season, hitting .407 (11-for-27) with three doubles, two home runs, 12 RBI, five walks and five runs scored from September 1-10.

YEAR	TEAM	AVG	G	AB	R	H	2B	3B	HR	RBI	SH	SF	HBP	BB	SO	SB	CS	OBP	OPS
2022	FCL Twins	.222	3	9	0	2	1	0	0	1	0	0	0	1	3	0	0	.300	.633
	Fort Myers	.288	16	52	7	15	4	0	3	11	0	1	1	4	15	0	1	.345	.883
2023	FCL Twins	.300	3	10	2	3	2	0	0	1	0	0	0	2	2	0	0	.417	.917
	Fort Myers	.268	29	97	18	26	5	0	2	16	0	1	2	25	40	1	0	.424	.805
Minor League Totals		.274	51	168	27	46	12	0	5	29	0	2	3	32	60	1	1	.395	.830

BALAZOVIC, JORDAN

PITCHER

See Pages 48-49

BARRINGTON, MALIK ALEXANDER

PITCHER

HEIGHT: 6-2

BATS: R

BORN: 10/8/1997 in Jacksonville, FL

WEIGHT: 248

THROWS: R

RESIDES: --

SIGNED BY: --

SCHOOL: Albany State University

HOW OBTAINED: Signed as a minor league free agent on July 28, 2021.

2023: Pitched in 39 games for High-A Cedar Rapids, spending entire season with Kernels...his 39 games tied for 11th most among all Twins minor league pitchers...also pitched for the Glendale Desert Dogs in the Arizona Fall League following the conclusion of the minor league season.

YEAR	TEAM	W-L	ERA	G	GS	CG	SHO	SV	IP	H	R	ER	HR	HB	BB	SO	WP	K/9	BAA
2021	FCL Twins	1-1	3.46	5	0	0	0	2	13.0	11	5	5	0	0	4	22	4	15.2	.224
2022	Fort Myers	3-5	3.17	31	3	0	0	5	54.0	38	25	19	3	3	25	71	4	11.8	.196
	Cedar Rapids	1-1	10.80	2	0	0	0	0	3.1	5	4	4	1	0	2	0	5.4	.385	
2023	Cedar Rapids	6-2	4.29	39	0	0	0	2	65.0	44	34	31	3	4	40	80	6	11.1	.195
Minor League Totals		11-9	3.92	77	3	0	0	9	135.1	98	68	59	7	7	69	175	14	11.6	.203

BASS, JAYSON ANDREW

OUTFIELDER

HEIGHT: 5-11

BATS: R

BORN: 4/29/2006 in Los Mochis, MX

WEIGHT: 184

THROWS: R

RESIDES: --

SIGNED BY: Andrés García

SCHOOL: --

HOW OBTAINED: Signed as a minor league free agent on February 16, 2023.

2023: Made professional debut for DSL Twins, hitting .308 (44-for-143) with five doubles, one triple, one home run, 16 RBI, 22 walks and a .784 OPS in 46 games...ranked second on the team in hits and tied for fifth in RBI...recorded 11 multi-hit games, including a career-high four hits on June 22 at the DSL Cardinals.

YEAR	TEAM	AVG	G	AB	R	H	2B	3B	HR	RBI	SH	SF	HBP	BB	SO	SB	CS	OBP	OPS
2023	DSL Twins	.308	46	143	26	44	5	1	1	16	0	2	3	22	24	12	7	.406	.784
Minor League Totals		.308	46	143	26	44	5	1	1	16	0	2	3	22	24	12	7	.406	.784

BELTRE, EDUARDO ALEXIS

OUTFIELDER

HEIGHT: 5-11

BATS: R

BORN: 10/10/2006 in Dominican Republic

WEIGHT: 191

THROWS: R

RESIDES: --

SIGNED BY: Daniel Sánchez

SCHOOL: --

HOW OBTAINED: Signed as a minor league free agent on January 15, 2024.

BENGARD, SPENCER GERARD

PITCHER

HEIGHT: 6-4

BATS: R

BORN: 4/19/02 in Moreno Valley, CA

WEIGHT: 235

THROWS: R

RESIDES: --

SIGNED BY: John Leavitt

SCHOOL: California Baptist University

HOW OBTAINED: Selected by Twins in 15th round of 2023 First-Year Player Draft.

2023: Made professional debut for FCL Twins, appearing in two games after being selected in the 15th round of the First-Year Player Draft out of California Baptist University...COLLEGE/AMATEUR: Went 5-1 with a 5.37 ERA (68.2 IP, 41 ER), 18 walks and 70 strikeouts in 23 games (12 starts) in 2023 for Cal Baptist...overall pitched three seasons for CBU, going 10-4, 4.59 ERA (133.1 IP, 68 ER) with 37 walks and 130 strikeouts. PERSONAL: Has two siblings, Erika and Jordan...cousin Jon Bengard played at Cal Baptist and was selected by Chicago-AL in the 30th round of the 2013 First-Year Player Draft; played two seasons in White Sox system from 2013-14.

YEAR	TEAM	W-L	ERA	G	GS	CG	SHO	SV	IP	H	R	ER	HR	HB	BB	SO	WP	K/9	BAA
2023	FCL Twins	0-0	0.00	2	1	0	0	0	2.0	1	0	0	0	0	1	3	0	13.5	.143
Minor League Totals		0-0	0.00	2	1	0	0	0	2.0	1	0	0	0	0	1	3	0	13.5	.143

BENTLEY, DENNY

PITCHER

HEIGHT: 6-2

BATS: L

BORN: 5/28/1998 in Williamstown, NJ

WEIGHT: 222

THROWS: L

RESIDES: --

SIGNED BY: Trevor Brown

SCHOOL: Howard Junior College (TX)

HOW OBTAINED: Selected by Twins in 33rd round of 2018 First-Year Player Draft.

Bentley continued...

2023: Spent the entire season with Double-A Wichita...began the season on the 7-day Injured List with a knee injury; activated on May 16...2022: Split the season between High-A Cedar Rapids and Double-A Wichita, going 7-4, 3.56 ERA (55.2 IP, 22 ER) with 30 walks, 73 strikeouts and three saves in 46 games...appeared in the Arizona Fall League with Glendale Desert Dogs, going 1-0, 3.18 ERA (11.1 IP, 4 ER) with 14 walks and nine strikeouts in eight games...2021: Split the season between Low-A Fort Myers and High-A Cedar Rapids, going 5-3, with a 2.78 ERA (58.1 IP, 18 ER) with 33 walks and 87 strikeouts in 36 games (1 start)...2020: The 2020 minor league season was cancelled due to Covid-19...2019: Split the season between Rookie-Elizabethton and Triple-A Rochester, went 2-3 with a 4.15 ERA (39.0 IP, 18 ER), 14 walks and 43 strikeouts in 20 games...transferred to Rochester September 1-2...pitched 2.0 scoreless innings, with one walk and two strikeouts, in his lone outing for the Red Wings...2018: Began professional career with the GCL Twins...held opponents scoreless in all but two of his relief appearances; allowed three earned runs on June 28 and two runs on July 26.

Table with 18 columns: YEAR, TEAM, W-L, ERA, G, GS, CG, SHO, SV, IP, H, R, ER, HR, HB, BB, SO, WP, K/9, BAA. Rows include 2018-2023 seasons for GCL Twins, Elizabethton, Fort Myers, Cedar Rapids, and Wichita, plus Minor League Totals.

BETANCOURT, JOSE LEONARDO

PITCHER

HEIGHT: 6-3 BATS: R BORN: 12/16/2004 in Maturin, Venezuela
WEIGHT: 221 THROWS: R RESIDES: --
SIGNED BY: -- SCHOOL: --

HOW OBTAINED: Signed as a minor league free agent on February 8, 2022.

Table with 18 columns: YEAR, TEAM, W-L, ERA, G, GS, CG, SHO, SV, IP, H, R, ER, HR, HB, BB, SO, WP, K/9, BAA. Rows include 2022-2023 seasons for DSL Twins and Minor League Totals.

BISCHOFF, KYLE EVAN

PITCHER

HEIGHT: 6-2 BATS: R BORN: 7/29/1999 in Macomb, MI
WEIGHT: 224 THROWS: R RESIDES: --
SIGNED BY: -- SCHOOL: Michigan State University/University of Toledo

HOW OBTAINED: Signed as minor league free agent on May 30, 2023.

Table with 18 columns: YEAR, TEAM, W-L, ERA, G, GS, CG, SHO, SV, IP, H, R, ER, HR, HB, BB, SO, WP, K/9, BAA. Rows include 2023 season for FCL Twins and Minor League Totals.

BLEWETT, SCOTT THOMAS

PITCHER

HEIGHT: 6-6 BATS: R BORN: 4/10/1996 in Syracuse, NY
WEIGHT: 245 THROWS: R RESIDES: Phoenix, AZ
SIGNED BY: Bobby Gandolfo (KC) SCHOOL: --

HOW OBTAINED: Signed as minor league free agent on January 24, 2024.

2023: Began season with Double-A Mississippi after signing with Atlanta on March 29...went 3-4, 4.21 ERA (72.2 IP, 34 ER), 29 BB, 76 K in 17 games (13 starts) with the M-Braves before being released on August 11...signed with the Uni-President 7-Eleven Lions of the Chinese Professional Baseball League and also went 3-3, 3.95 ERA (41.0 IP, 18 ER), 11 BB, 40 K in seven starts in Taiwan...2022: Signed a minor league contract with Chicago-AL and split the season between Double-A Birmingham and Triple-A Charlotte...2021: Split season between Rookie-AZL Royals Gold, Triple-A Omaha and the Royals...2020: Spent most of season at Royals Alternate Training site and made two appearances with major league team in shortened 2020 season, allowing two runs on six hits, with one walk and six strikeouts in 3.0 innings of work...2019: Opened the year with Triple-A Omaha (AAA), but made his last five starts at Double-A Northwest Arkansas...spent two weeks on the Injured List (June 27-July 11)...won consecutive starts to open the year, April 8 at Memphis (14-3) and April 14 vs. New Orleans (11-10)...also earned a season-high 10 hitters in his April 20 start at New Orleans (6.2 IP), taking a no-decision...won three starts in a row (May 30-June 10), allowing four earned runs in 18.0 innings (2.00 ERA) in that span, before losing six-straight decisions between June 16-Aug. 17, which included his first three outings with Northwest Arkansas...fanned 34 hitters in 25.1 innings (12.08 K/9) over his five starts with the Naturals, including seven or more in each of his last four outings...2018: Spent the entire season at Double-A Northwest Arkansas, matching a career high in wins (8), while his 26 appearances and 148.1 innings were the second-highest totals of his career...selected to the Texas League All-Star Game in Midland, Texas...tossed a scoreless second inning for the North Division...went 4-0 with a 2.90 ERA (16 ER in 49.2 IP) and a .232 (42-for-181) opponents' average from July 23 to the end of the year...named Texas League Pitcher of the Week (Aug. 12), after tossing his fourth career complete game on Aug. 10...2017: Ranked second in the Carolina League in innings and starts, fifth in strikeouts and 10th in WHIP, being named an organization All-Star by MiLB.com...recorded the first shutout of his professional career on July 2, 2-0 over Salem...scattered four hits and allowed no walks with four strikeouts...it was one of 11 individual shutouts in the Carolina League in 2017...2016: Tossed two complete games vs. Hagerstown (with Lexington), tying him for the South Atlantic League lead...2015: Spent entire season with Low-A Lexington, in second pro campaign...2014: Ranked as the sixth-best prospect in the Appalachian League by Baseball America, following his first professional season.

Table with 18 columns: YEAR, TEAM, W-L, ERA, G, GS, CG, SHO, SV, IP, H, R, ER, HR, HB, BB, SO, WP, K/9, BAA. Rows include 2014-2020 seasons for Burlington, Lexington, and Northwest Arkansas, plus Minor League Totals.

Blewett continued...

2021	Royals Gold	0-0	2.25	2	2	0	0	0	0	4.0	4	1	1	1	0	0	2	0	4.5	.250
	Omaha	6-3	6.39	23	10	0	0	0	0	69.0	80	54	49	19	3	31	64	3	8.3	.285
	KANSAS CITY	0-0	1.80	3	0	0	0	0	0	5.0	3	1	1	0	0	5	4	0	7.2	.188
2022	Birmingham	7-6	5.03	24	22	0	0	0	0	111.0	122	69	62	13	4	44	99	16	8.0	.277
	Charlotte	1-1	12.75	3	3	0	0	0	0	12.0	24	17	17	4	0	4	10	2	7.5	.414
2023	Mississippi	3-4	4.21	17	13	0	0	0	0	72.2	59	37	34	7	3	29	76	8	9.4	.217
	Minor League Totals	50-59	5.13	196	173	4	1	0	0	915.0	995	570	522	117	50	353	780	95	7.7	.276
	Major League Totals	0-0	3.38	5	0	0	0	0	0	8.0	9	3	3	0	0	6	8	0	9.0	.290

BOADAS, MIGUELANGEL NAZARETH

PITCHER

HEIGHT: 6-1 BATS: R BORN: 12/7/2002 in Porlamar, Venezuela
 WEIGHT: 231 THROWS: R RESIDES: Porlamar, Venezuela
 SIGNED BY: -- SCHOOL: --
 HOW OBTAINED: Signed as an undrafted free agent, July 2, 2019.

YEAR	TEAM	W-L	ERA	G	GS	CG	SHO	SV	IP	H	R	ER	HR	HB	BB	SO	WP	K/9	BAA
2020	DSL Twins	NO SEASON - DID NOT PLAY																	
2021	DSL Twins	0-0	3.63	12	3	0	0	0	34.2	26	15	14	0	9	8	34	9	8.8	.205
2022	FCL Twins	3-2	5.53	12	0	0	0	2	27.2	34	21	17	2	6	9	25	1	8.1	.296
2023	Fort Myers	0-2	7.75	11	11	0	0	0	36.0	41	35	31	2	10	24	35	5	8.8	.277
	Minor League Totals	3-4	5.67	35	14	0	0	2	98.1	101	71	62	4	25	41	94	15	8.6	.259

BOHORQUEZ, ADRIAN

PITCHER

HEIGHT: 6-1 BATS: R BORN: 3/3/2005 in Venezuela
 WEIGHT: 222 THROWS: R RESIDES: --
 SIGNED BY: Oswaldo Troconis SCHOOL: --
 HOW OBTAINED: Signed as a minor league free agent on January 15, 2023.

YEAR	TEAM	W-L	ERA	G	GS	CG	SHO	SV	IP	H	R	ER	HR	HB	BB	SO	WP	K/9	BAA
2023	DSL Twins	0-4	5.25	8	6	0	0	0	24.0	21	20	14	0	3	18	30	5	11.3	.233
	Minor League Totals	0-4	5.25	8	6	0	0	0	24.0	21	20	14	0	3	18	30	5	11.3	.233

BONILLA, JULIO STALIN

PITCHER

HEIGHT: 6-3 BATS: R BORN: 11/15/2000 in Santo Domingo, DR
 WEIGHT: 193 THROWS: R RESIDES: Santo Domingo, DR
 SIGNED BY: Luis Lajara SCHOOL: --
 HOW OBTAINED: Signed as a minor league free agent on June 1, 2019.

YEAR	TEAM	W-L	ERA	G	GS	CG	SHO	SV	IP	H	R	ER	HR	HB	BB	SO	WP	K/9	BAA
2019	DSL Twins	3-2	3.20	11	2	0	0	1	25.1	18	13	9	1	2	12	25	4	8.9	.202
2020	NO SEASON - DID NOT PLAY																		
2021	DSL Twins	0-2	7.50	14	0	0	0	0	24.0	16	25	20	0	6	16	24	9	9.0	.168
2022	DSL Twins	3-0	3.91	9	2	0	0	0	25.1	24	17	11	5	4	7	24	2	8.5	.250
2023	FCL Twins	1-0	8.78	8	0	0	0	0	13.1	16	14	13	1	1	15	11	3	7.4	.286
	Minor League Totals	7-4	5.42	42	4	0	0	1	88.0	74	69	53	7	13	50	84	18	8.6	.220

BOUSHLEY, CALEB JOHN

PITCHER

HEIGHT: 6-3 BATS: R BORN: 10/1/1993 in Neenah, WI
 WEIGHT: 199 THROWS: R RESIDES: Madison, WI
 SIGNED BY: Troy Hoerner (SD) SCHOOL: University of Wisconsin-La Crosse.
 HOW OBTAINED: Signed as a minor league free agent on January 22, 2024.

2023: Spent most of the season with Triple-A Nashville in the Milwaukee system...had his contract selected by the Brewers on September 29 and made his major league debut that day vs. Chicago-NL; earned the win in the Brewers' 4-3, 10-inning walk-off victory after allowing one run on one hit (1 HR), with two walks and five strikeouts in 2.1 innings of work...fanned Patrick Wisdom in the eighth inning for his first career strikeout...2022: Tied for the International League lead in wins (12) and ranked among league leaders in ERA (2nd, 3.25), opponent batting average (3rd, .226), WHIP (3rd, 1.17) and starts (T4th, 25)...2019: Named a California League All-Star...PROFESSIONAL: Originally selected by San Diego in the 33rd round of the 2017 First-Year Player Draft...attended the University of Wisconsin-Fox Valley for two years before transferring to the University of Wisconsin-La Crosse...grew up a Brewers fan...his favorite players were Geoff Jenkins and Ben Sheets.

YEAR	TEAM	W-L	ERA	G	GS	CG	SHO	SV	IP	H	R	ER	HR	HB	BB	SO	WP	K/9	BAA
2017	AZL Padres 1	2-2	6.03	10	9	0	0	0	37.1	42	28	25	2	1	13	34	3	8.2	.284
	Lake Elsinore	0-0	4.15	1	0	0	0	0	4.1	6	2	2	0	0	1	3	0	6.2	.316
2018	Fort Wayne	5-3	2.54	31	0	0	0	0	60.1	50	23	17	4	1	13	60	5	9.0	.223
	Lake Elsinore	1-1	3.09	6	1	0	0	0	11.2	10	4	4	2	0	1	12	1	9.3	.219
	El Paso	0-0	9.00	1	0	0	0	0	1.0	1	1	1	0	0	0	0	1	0.0	.233
2019	Lake Elsinore	5-4	3.61	26	10	0	0	1	102.1	112	48	41	7	3	16	104	4	9.1	.275
2020	NO SEASON - DID NOT PLAY																		
2021	San Antonio	2-3	3.79	8	8	0	0	0	35.2	42	16	15	5	2	9	36	1	9.1	.288
	El Paso	3-8	5.85	16	15	1	0	0	80.0	98	58	52	21	4	21	73	1	8.2	.293
2022	Nashville	12-2	3.25	25	25	0	0	0	127.1	106	47	46	12	3	43	91	3	6.4	.226
2023	Nashville	9-8	5.11	29	26	0	0	0	135.2	136	82	77	18	5	51	110	2	7.3	.263
	MILWAUKEE	1-0	3.86	1	0	0	0	0	2.1	1	1	1	0	2	5	1	19.3	.125	
	Minor League Totals	39-31	4.23	153	94	1	0	1	595.2	603	309	280	71	19	168	523	21	7.9	.263
	Major League Totals	1-0	3.86	1	0	0	0	0	2.1	1	1	1	0	2	5	1	19.3	.125	

MINOR LEAGUES

BOWEN, DARREN CALVIN**PITCHER**

HEIGHT: 6-3

BATS: R

BORN: 2/3/2001 in Newton, MA

WEIGHT: 183

THROWS: R

RESIDES: Newton, MA

SIGNED BY: - -

SCHOOL: University of North Carolina-Pembroke

HOW OBTAINED: Trade with Seattle with RHP Anthony DeSclafani, RHP Justin Topa and OF Gabriel Gonzalez in exchange for IF Jorge Polanco on January 29, 2024.

2023: Acquired by the Twins alongside Gabriel Gonzalez, Anthony DeSclafani and Justin Topa in exchange for Jorge Polanco on January 29, 2024...enters 2024 as the No. 27 overall prospect in the Twins organization per MLB.com and the No. 29 prospect per *Baseball America*...2023: Made professional debut with Low-A Modesto in the Mariners' system, going 4-2 with a 3.88 ERA (55.2 IP, 24 ER), 25 walks and 59 strikeouts in 19 games (15 starts)...2022: Did not appear in a minor league game after being selected by Seattle in the 13th round of the First-Year Player Draft...**AMATEUR CAREER:** Pitched three seasons (2020-22) for the University of North Carolina-Pembroke, going 7-6 with nine saves.

YEAR	TEAM	W-L	ERA	G	GS	CG	SHO	SV	IP	H	R	ER	HR	HB	BB	SO	WP	K/9	BAA
2023	Modesto	4-2	3.88	19	15	0	0	0	55.2	36	27	24	2	5	25	59	2	9.5	182
Minor League Totals		4-2	3.88	19	15	0	0	0	55.2	36	27	24	2	5	25	59	2	9.5	182

BOWMAN, MATT**PITCHER**

See Pages 50-51

BOYLE, MICHAEL**PITCHER**

HEIGHT: 6-3

BATS: R

BORN: 4/12/1994 in Richmond, VA

WEIGHT: 217

THROWS: L

RESIDES: - -

SIGNED BY: - -

SCHOOL: Radford University

HOW OBTAINED: Signed as a minor league free agent on July 1, 2022.

YEAR	TEAM	W-L	ERA	G	GS	CG	SHO	SV	IP	H	R	ER	HR	HB	BB	SO	WP	K/9	BAA
2015	AZL Dodgers	0-0	0.00	2	0	0	0	0	2.0	1	0	0	0	0	4	0	10.0	.143	
	Ogden	2-1	1.33	9	6	0	0	1	27.0	27	8	4	1	1	6	27	1	9.0	.252
	Great Lakes	1-1	3.00	4	4	0	0	0	18.0	16	8	6	0	2	5	15	1	7.5	.232
2016	Great Lakes	7-6	2.81	19	18	1	1	0	99.1	94	39	31	3	7	31	78	5	7.1	.251
	Rancho Cucamonga	1-2	5.55	7	6	0	0	0	35.2	44	25	22	7	1	7	31	0	7.8	.308
2017	Rancho Cucamonga	5-6	4.75	19	0	0	0	0	53.0	56	33	28	4	3	17	37	2	6.3	.271
2018	Rancho Cucamonga	1-2	1.47	23	0	0	0	6	30.2	24	13	5	2	1	11	37	2	10.9	.212
	Tulsa	1-0	5.54	10	0	0	0	1	13.0	10	9	8	4	1	9	7	1	4.9	.208
2019	Tulsa	2-2	3.02	40	1	0	0	2	53.2	44	29	18	8	2	28	57	8	9.6	.220
2020	NO SEASON - DID NOT PLAY																		
2021	DID NOT PLAY - INJURED																		
2022	FCL Twins	1-0	0.00	3	0	0	0	0	4.0	4	0	0	0	0	1	4	0	9.0	.267
	Fort Myers	1-0	0.00	2	1	0	0	0	2.1	1	0	0	0	0	2	4	0	15.4	.111
	Wichita	0-0	16.20	5	0	0	0	0	5.0	10	9	9	3	0	3	2	0	3.6	.400
2023	Wichita	2-0	2.63	19	0	0	0	1	27.1	24	8	8	5	0	9	29	1	9.5	.235
	St. Paul	4-3	5.15	30	1	0	0	0	36.2	24	22	21	6	2	27	37	2	9.1	.182
Minor League Totals		28-23	3.53	192	44	1	1	11	407.2	379	203	160	43	20	156	369	23	8.1	.244

BRAGG, KADE ALEXANDER**PITCHER**

HEIGHT: 6-1

BATS: R

BORN: 7/2/2001 in Ennis, TX

WEIGHT: 215

THROWS: L

RESIDES: - -

SIGNED BY: Trevor Brown

SCHOOL: Angelo State University

HOW OBTAINED: Selected by Twins in 17th round of 2023 First-Year Player Draft.

2023: Selected by the Twins in the 17th round of the 2023 First-Year Player Draft out of Angelo State University...**COLLEGE/AMATEUR:** Named the Lone Star Conference Male Athlete of the Year in 2023 after leading Angelo State to its first NCAA Division II Baseball National Championship...went 15-1 with a 1.20 ERA (104.2 IP, 14 ER), 39 walks, 124 strikeouts and a .171 opponent batting average in 18 games (16 starts) for the Rams in the 2023 season; led the Lone Star Conference in wins...also pitched for Chatham in the Cape Cod League in 2021, tossing a 4 scoreless innings over four appearances (1 H, 2 BB, 3 K)...**PERSONAL:** Grew up a Texas Rangers fan...enjoys the outdoors, especially walking, hunting and fishing.

BRIGHAM, JEFF**PITCHER**

See Pages 52-53

BURROWS, BEAU VAN**PITCHER**

HEIGHT: 6-2

BATS: R

BORN: 9/18/1996 in Fort Worth, TX

WEIGHT: 219

THROWS: R

RESIDES: - -

SIGNED BY: - -

SCHOOL: - -

HOW OBTAINED: Signed as a minor league free agent on January 31, 2024...originally selected by Detroit in first round (22nd overall) in 2015 First-Year Player Draft.

YEAR	TEAM	W-L	ERA	G	GS	CG	SHO	SV	IP	H	R	ER	HR	HB	BB	SO	WP	K/9	BAA
2015	Tigers	1-0	1.61	10	9	0	0	0	28.0	18	7	5	0	2	11	33	1	10.6	.184
2016	West Michigan	6-4	3.15	21	20	0	0	0	97.0	87	38	34	2	6	30	67	8	6.2	.240
2017	Lakeland	4-3	1.23	11	11	0	0	0	58.2	45	9	8	3	3	11	62	1	9.5	.221
	Erie	6-4	4.72	15	15	1	0	0	76.1	79	40	40	5	0	33	75	4	8.8	.269
2018	Erie	10-9	4.10	26	26	0	0	0	134.0	126	66	61	12	8	56	127	7	8.5	.251
2019	Lakeland	0-0	0.00	1	1	0	0	0	4.0	1	0	0	0	0	2	5	1	11.3	.083
	Erie	1-0	0.00	1	1	0	0	0	5.0	2	0	0	0	0	2	3	0	5.4	.125
	Toledo	2-6	5.51	15	15	0	0	0	65.1	68	41	40	12	5	32	61	2	8.4	.267

Burrows continued...

2020	DETROIT	0-0	5.40	5	0	0	0	0	6.2	8	4	4	3	1	1	3	0	4.1	.286
2021	Toledo	1-1	6.23	9	1	0	0	0	17.1	21	12	12	4	0	6	17	1	8.8	.296
	St. Paul	3-5	4.69	13	9	0	0	0	48.0	39	27	25	10	5	22	48	2	9.0	.213
	DETROIT	0-0	21.60	1	0	0	0	0	1.2	2	4	4	0	0	2	3	0	16.2	.286
	MINNESOTA	0-1	12.54	5	1	0	0	0	9.1	14	14	13	5	0	8	5	0	4.8	.378
2022	Oklahoma City	8-6	7.18	31	16	0	0	1	100.1	123	85	80	18	4	60	95	3	8.5	.303
2023	Mississippi	0-0	0.00	1	1	0	0	0	3.1	3	0	0	0	1	2	5	1	13.5	.214
	Gwinnett	3-5	5.67	36	10	0	0	0	73.0	72	47	46	13	4	34	71	3	8.8	.256
Minor League Totals		45-43	4.45	190	135	1	0	1	710.1	684	372	351	79	38	301	669	34	8.5	.254
Major League Totals		0-1	10.70	11	1	0	0	0	17.2	24	22	21	8	1	11	11	0	5.6	.333

CARDENAS, NOAH JACOB

CATCHER

HEIGHT: 5-11 **BATS:** R **BORN:** 9/10/1999 in Burbank, CA
WEIGHT: 205 **THROWS:** R **RESIDES:** Saugus, CA
SIGNED BY: Brian Tripp **SCHOOL:** University of California, Los Angeles
HOW OBTAINED: Selected by Twins in 8th round of 2021 First-Year Player Draft.

2024: Named best defensive catcher in Twins system by *Baseball America* entering 2024. **2023:** Spent the entire season with High-A Cedar Rapids, his first season at that level...set single-season career highs in several offensive categories including runs scored (44), hits (84) and doubles (23)...ranked fourth in the Midwest League and sixth among all Twins minor leaguers in on-base percentage (.397)...also was eighth in the MWL in batting average (.272)...ended the season as the No. 29 prospect in the Twins' system, per MLB.com. **2022:** Spent the season with Low-A Fort Myers, batting .261 (81-for-310) with 18 doubles, one triple, nine home runs, 43 RBI, 73 walks, 42 runs scored, 11 stolen bases and a .834 OPS in 99 games...named the winner of the Harmon Killebrew Award representing Fort Myers, he was recognized by the Mighty Missels front office for his participation and engagement in community events during the season. **AMATEUR CAREER:** Was three-year starter at catcher for UCLA from 2019-21 where he had a career .302/.407/.426 slash line with eight home runs and 30 extra-base hits over 126 games (107 starts)...2021 Pac-12 All-Conference Team...2019 Pac-12 All-Defensive Team Honorable Mention...played for Yarmouth-Dennis in the Cape Cod League in 2019 and for Portland in the West Coast League in the Summer of 2018...four-year varsity baseball letterwinner at Bishop Alemany High School (Mission Hills, CA)...ranked No. 30 in the 2018 Perfect Game USA Top High School Prospects in the state of California...ranked No. 213 in the 2018 Perfect Game USA Top 500 High School Prospects...2017 Perfect Game Rawlings Underclass Honorable Mention All-American...played for the Milwaukee Brewers at the 2017 Area Code Games in Long Beach, CA.

YEAR	TEAM	AVG	G	AB	R	H	2B	3B	HR	RBI	SH	SF	HBP	BB	SO	SB	CS	OBP	OPS
2021	FCL Twins	.300	13	20	3	6	1	0	1	4	0	1	1	3	3	0	0	400	.900
2022	Fort Myers	.261	99	310	42	81	18	1	9	43	0	3	15	73	70	11	5	421	.834
2023	Cedar Rapids	.272	90	309	44	84	23	1	3	38	0	3	11	55	77	9	5	397	.779
Minor League Total		.268	202	639	89	171	42	2	13	85	0	7	27	131	150	20	10	409	.810

CARR, JORDAN JAMES

PITCHER

HEIGHT: 6-2 **BATS:** S **BORN:** 7/17/1997 in Baltimore, MD
WEIGHT: 221 **THROWS:** L **RESIDES:** --
SIGNED BY: -- **SCHOOL:** College of Charleston
HOW OBTAINED: Signed as a minor league free agent, July 28, 2021.

2023: Split the season between High-A Cedar Rapids and Double-A Wichita...missed time on the 7-day Injured List from July 16-25 with left elbow inflammation...**2022:** Split the 2023 minor league season between High-A Cedar Rapids and Double-A Wichita...began season with Kernels, going 1-2, 2.86 ERA (28.1 IP, 9 ER) with eight walks and 29 strikeouts in his first six starts of the year from April 14-May 20...moved to the bullpen from May 26 until his final outing of the season on September 17 for Wichita...missed time on the 7-day Injured List from June 16-July 25 with left elbow inflammation...did not allow an earned run in 11-straight appearances from May 26-August 17, tossing 29.1 innings and posting a .103 opponent batting average with 10 walks and 29 strikeouts in that span...promoted to the Wind Surge on August 29, for the rest of the season...after the minor league season, pitched for Glendale in the Arizona Fall League, going 1-0, 1.50 ERA (18.0 IP, 3 ER) with three walks and nine strikeouts in five games (3 starts)...**2022:** Spent the season with Low-A Fort Myers, going 6-2, 3.84 ERA (61.0 IP, 26 ER) with 11 walks and 42 strikeouts in 14 games (10 starts)...**AMATEUR CAREER:** Played five seasons collegiately, three at UNC Asheville from 2016-19 and two at College of Charleston from 2020-21...pitched in two Summer Leagues: the Baltimore Redbirds in the Cal Ripken Collegiate Baseball League in 2015 and Sanford in the New England Collegiate Baseball League in 2016...played four seasons at Archbishop Spalding High School in Severn, MD...three-time All-State selection...named Maryland Pitcher of the Year honors as a senior...three-time all-county honoree...Washington Post All-Metro selection in 2015.

YEAR	TEAM	W-L	ERA	G	GS	CG	SHO	SV	IP	H	R	ER	HR	HB	BB	SO	WP	K/9	BAA
2021	FCL Twins	0-0	3.00	5	0	0	0	0	9.0	9	4	3	1	0	1	11	0	11.0	.243
2022	Fort Myers	6-2	3.84	14	10	0	0	0	61.0	62	29	26	4	2	11	42	1	6.2	.266
2023	Cedar Rapids	4-2	1.48	18	6	0	0	1	60.2	45	14	10	2	7	18	61	1	9.0	.205
	Wichita	1-1	6.10	4	1	0	0	0	10.1	14	8	7	2	11	4	5	2	4.4	.318
Minor League Totals		11-5	2.94	41	17	0	0	1	141.0	130	55	46	9	10	34	119	4	7.6	.244

CARRANZA, AARON FEDERICO

PITCHER

HEIGHT: 6-2 **BATS:** R **BORN:** 7/11/2005 in Venezuela
WEIGHT: 181 **THROWS:** R **RESIDES:** --
SIGNED BY: -- **SCHOOL:** --
HOW OBTAINED: Signed as an undrafted free agent, January 26, 2024.

CASTRO, ARIEL

OUTFIELDER

HEIGHT: 6-2 **BATS:** L **BORN:** 2/17/2006 in Havana, Cuba
WEIGHT: 191 **THROWS:** L **RESIDES:** --
SIGNED BY: Luis Lajara **SCHOOL:** --
HOW OBTAINED: Signed as an undrafted free agent on January 16, 2023.

2023: Made his professional debut for the DSL Twins...hit his first pro home run on June 15, going 1-for-5 vs. DSL Phillies Red...**2022:** Ranked as 26th-best prospect in Twins system entering 2023, by MLB.com.

YEAR	TEAM	AVG	G	AB	R	H	2B	3B	HR	RBI	SH	SF	HBP	BB	SO	SB	CS	OBP	OPS
2023	DSL Twins	.206	44	160	31	33	7	4	4	24	0	1	4	24	63	4	5	323	.698
Minor League Totals		.206	44	160	31	33	7	4	4	24	0	1	4	24	63	4	5	323	.698

CASTRO, WILFRI ANTONIO

CATCHER

HEIGHT: 5-11

BATS: R

BORN: 3/21/2001 in Santo Domingo, DR

WEIGHT: 209

THROWS: R

RESIDES: Villa Mella, DR

SIGNED BY: Fred Guerrero

SCHOOL: --

HOW OBTAINED: Signed as an undrafted free agent, July 3, 2017.

2023: Spent his third-straight season with the FCL Twins...went 1-for-13 in just six games before going on the 7-day Injured List on April 20 with a left wrist injury... was transferred to the 60-day Injured List on June 26 and missed the rest of the season...2022: Spent the season with FCL Twins, batting .222 (12-for-54) with one double, two home runs, nine runs scored and seven RBI in 19 games...2021: Spent the season with FCL Twins, hitting .259 (15-for-58) with eight runs scored, two doubles, two triples, three home runs, 18 RBI and nine walks in 29 games...2020: The 2020 minor league season was cancelled due to Covid-19...2019: Earned his high school equivalency diploma on January 30 after a two-year course of study to become part of the first graduating class of the Twins' baseball academy in the Dominican Republic...2018: Played in 22 games for the DSL Twins, hitting .160 (12-for-75) with 11 runs, two doubles, two RBI, eight walks and three stolen bases.

YEAR	TEAM	AVG	G	AB	R	H	2B	3B	HR	RBI	SH	SF	HBP	BB	SO	SB	CS	OBP	OPS
2018	DSL Twins	.160	22	75	11	12	2	0	0	2	2	0	5	8	16	3	2	.284	.471
2019	DSL Twins	.196	33	92	9	18	4	0	0	11	0	1	2	23	20	0	1	.364	.604
NO SEASON - DID NOT PLAY																			
2021	FCL Twins	.259	29	58	8	15	2	2	3	18	0	0	2	9	20	0	1	.377	.894
2022	FCL Twins	.222	19	54	9	12	1	0	2	7	0	0	0	8	14	0	0	.323	.675
2023	FCL Twins	.077	6	13	3	1	1	0	0	0	0	1	2	5	0	0	.250	.404	
Minor League Totals		.199	109	292	40	58	10	2	5	38	2	1	10	50	75	3	4	.334	.632

CAVACO, KEONI KEALAKEKUA

INFIELDER

HEIGHT: 6-0

BATS: R

BORN: 6/22/2001 in Chula Vista, CA

WEIGHT: 229

THROWS: R

RESIDES: Chula Vista, CA

SIGNED BY: John Leavitt

SCHOOL: Eastlake High School (Chula Vista, CA)

HOW OBTAINED: Selected by Twins in 1st Round (13th overall) of 2019 First-Year Player Draft.

2023: Spent most of the season with High-A Cedar Rapids...missed time from May 12-19 on the 7-day Injured List with a concussion...was with the FCL Twins from July 7-18...ranked as 30th-best prospect in Twins system by MLB.com, entering 2023...2022: Spent the season with Low-A Fort Myers, batting .231 (85-for-368) with 18 doubles, five triples, 11 home runs, 59 RBI, seven stolen bases and 34 runs scored in 99 games...ranked as 23rd-best prospect in Twins system by MLB.com, entering 2022...2021: Split the season between FCL Twins and Low-A Fort Myers, hitting a combined .233 (57-for-245) with 29 runs scored, seven doubles, two triples, two home runs, 26 RBI, six stolen bases and 19 walks in 63 games...suffered concussion and placed on 7-day IL from June 11-July 6, 2020: Ranked as the seventh-best prospect in the Twins farm system by MLB.com...2019: Was the Twins' first-round pick (13th overall) in the June draft; signed the day after his birthday (June 3rd)...made his professional debut on June 24 for the GCL Twins, singling in the ninth inning for his first career hit...ranked as the best infield arm in the Twins minor league system by *Baseball America*...PERSONAL: Favorite movie is Lone Survivor, favorite book is Captain Underpants and favorite restaurant is In-N-Out.

YEAR	TEAM	AVG	G	AB	R	H	2B	3B	HR	RBI	SH	SF	HBP	BB	SO	SB	CS	OBP	OPS
2019	GCL Twins	.172	25	87	9	15	4	0	1	6	0	0	1	4	35	1	1	.217	.470
NO SEASON - DID NOT PLAY																			
2021	FCL Twins	.222	3	9	2	2	1	0	0	2	0	0	0	1	3	1	0	.300	.633
	Fort Myers	.233	60	236	27	55	6	2	2	24	0	2	4	18	89	5	2	.296	.597
2022	Fort Myers	.231	99	368	34	85	18	5	11	59	0	4	2	22	138	7	4	.275	.672
2023	FCL Twins	.333	4	15	3	5	1	1	0	3	1	0	0	0	5	0	0	.333	.867
	Cedar Rapids	.193	59	202	24	39	4	0	5	14	0	0	2	18	88	1	0	.266	.553
Minor League Totals		.219	250	917	99	201	34	8	19	108	1	6	9	63	358	15	7	.274	.610

CENTENO, ANDRES EDUARDO

OUTFIELDER

HEIGHT: 6-1

BATS: R

BORN: 10/23/2003 in Guacara, Venezuela

WEIGHT: 213

THROWS: R

RESIDES: --

SIGNED BY: --

SCHOOL: --

HOW OBTAINED: Signed as an undrafted free agent, January 15, 2021.

YEAR	TEAM	AVG	G	AB	R	H	2B	3B	HR	RBI	SH	SF	HBP	BB	SO	SB	CS	OBP	OPS
2021	DSL Twins	.176	38	119	13	21	4	2	2	15	0	0	3	12	45	2	2	.269	.563
2022	FCL Twins	.228	42	123	22	28	6	2	1	21	0	2	2	24	52	4	2	.358	.691
2023	FCL Twins	.231	35	104	16	24	2	1	2	10	0	0	3	24	46	4	2	.389	.716
	Fort Myers	.000	2	5	0	0	0	0	0	0	0	0	0	0	4	0	0	.000	.000
Minor League Totals		.208	117	351	51	73	12	5	5	46	0	2	8	60	147	10	6	.335	.648

CEPEDA, ENYER MANUEL

PITCHER

HEIGHT: 5-9

BATS: R

BORN: 10/27/2006 in Bonoa, Dominican Republic

WEIGHT: 148

THROWS: R

RESIDES: --

SIGNED BY: Manuel Luciano

SCHOOL: --

HOW OBTAINED: Signed as an undrafted free agent, January 15, 2024.

CESPEDES, RUBEL ESTELYN

INFIELDER

HEIGHT: 6-2

BATS: L

BORN: 8/29/2000 in Azua, DR

WEIGHT: 211

THROWS: R

RESIDES: Azua, DR

SIGNED BY: Daniel Sanchez

HOW OBTAINED: Signed as an undrafted free agent, April 29, 2019.

2023: Was on the Team Dominican Republic bench for an exhibition game against the Twins on March 9...spent second-straight season with Low-A Fort Myers...led Mighty Muskets in games played (115), home runs (13) and RBI (74)...also led the Florida State League in RBI and ranked sixth in the league in homers; was eighth among all Twins minor leaguers in RBI.

Céspedes continued...

YEAR	TEAM	AVG	G	AB	R	H	2B	3B	HR	RBI	SH	SF	HBP	BB	SO	SB	CS	OBP	OPS
2019	DSL Twins	.271	42	166	18	45	11	4	1	24	0	1	4	9	32	2	1	.322	.726
2020	NO SEASON - DID NOT PLAY																		
2021	FCL Twins	.157	39	127	13	20	3	2	3	15	0	1	2	13	42	3	1	.245	.528
2022	Fort Myers	.290	74	255	33	74	15	0	4	28	0	3	4	17	57	1	1	.341	.737
2023	Fort Myers	.233	115	420	62	98	26	2	13	74	0	5	1	50	101	3	1	.313	.711
Minor League Totals		.245	270	968	126	237	55	8	21	141	0	10	11	89	232	9	4	.313	.696

CHACON, ANDERSON

PITCHER

HEIGHT: 5-11	BATS: R	BORN: 9/5/2005 in Villa Altigracia, Dominican Republic
WEIGHT: 165	THROWS: R	RESIDES: --
SIGNED BY: --	SCHOOL: --	
HOW OBTAINED: Signed as an undrafted free agent, July 15, 2023.		

CHAVIEL, EDGARDO JOSE

PITCHER

HEIGHT: 6-0	BATS: L	BORN: 2/17/2004 in San Timoteo, Venezuela																	
WEIGHT: 259	THROWS: L	RESIDES: San Timoteo, Venezuela																	
SIGNED BY: --	SCHOOL: --																		
HOW OBTAINED: Signed as an undrafted free agent on January 15, 2021.																			
YEAR	TEAM	W-L	ERA	G	GS	CG	SHO	SV	IP	H	R	ER	HR	HB	BB	SO	WP	K/9	BAA
2021	DSL Twins	0-2	5.17	10	5	0	0	0	15.2	12	14	9	2	3	8	11	5	6.3	.197
2022	INJURED - DID NOT PLAY																		
2023	INJURED - DID NOT PLAY																		
Minor League Totals		0-2	5.17	10	5	0	0	0	15.2	12	14	9	2	3	8	11	5	6.3	.197

CHIVILLI, HENDRY GIOVANNY

SHORTSTOP

HEIGHT: 6-3	BATS: R	BORN: 9/14/2005 in Santo Domingo, DR																	
WEIGHT: 173	THROWS: R	RESIDES: --																	
SIGNED BY: Daniel Sánchez	SCHOOL: --																		
HOW OBTAINED: Signed as an undrafted free agent on January 15, 2023.																			
YEAR	TEAM	AVG	G	AB	R	H	2B	3B	HR	RBI	SH	SF	HBP	BB	SO	SB	CS	OBP	OPS
2023	DSL Twins	.173	25	81	14	14	1	1	2	8	0	3	1	12	37	4	2	.278	.562
Minor League Totals		.173	25	81	14	14	1	1	2	8	0	3	1	12	37	4	2	.278	.562

CHOURIO, BYRON DEYLIS

OUTFIELDER

HEIGHT: 6-2	BATS: S	BORN: 5/20/2005 in Merida, Venezuela																	
WEIGHT: 176	THROWS: R	RESIDES: --																	
SIGNED BY: --																			
HOW OBTAINED: Trade with Miami with RHP Pablo López and SS Jose Salas in exchange for IF Luis Arraez on January 20, 2023.																			
YEAR	TEAM	AVG	G	AB	R	H	2B	3B	HR	RBI	SH	SF	HBP	BB	SO	SB	CS	OBP	OPS
2022	DSL Marlins	.344	51	183	47	63	9	0	1	23	0	4	5	25	27	19	7	.429	.839
2023	FCL Twins	.262	24	84	11	22	3	0	0	11	0	0	2	20	19	4	2	.415	.713
Minor League Totals		.318	77	267	58	85	12	0	1	34	0	4	7	45	46	23	9	.424	.799

CLAYTON, MATTHEW JASON

CATCHER

HEIGHT: 5-11	BATS: R	BORN: 5/15/1999 in Yuba City, CA
WEIGHT: 208	THROWS: R	RESIDES: --
SIGNED BY: --		
HOW OBTAINED: Signed as undrafted free agent, January 4, 2024.		

CLETO, TOMAS AYENDY

PITCHER

HEIGHT: 6-2	BATS: R	BORN: 10/9/2000 in Santo Domingo Norte, DR																	
WEIGHT: 228	THROWS: R	RESIDES: Santo Domingo Norte, DR																	
SIGNED BY: --	SCHOOL: --																		
HOW OBTAINED: Signed as an undrafted free agent on July 21, 2020.																			
2023: Spent the entire season with Low-A Fort Myers...placed on the 7-day Injured List on May 9 and missed the rest of the season with a right forearm strain.																			
YEAR	TEAM	W-L	ERA	G	GS	CG	SHO	SV	IP	H	R	ER	HR	HB	BB	SO	WP	K/9	BAA
2021	DSL Twins	1-3	2.55	12	12	0	0	0	42.1	30	19	12	2	8	16	39	10	8.3	.199
2022	FCL Twins	1-2	4.55	9	2	0	0	2	29.2	27	15	15	1	5	3	31	5	9.4	.227
	Fort Myers	0-0	3.68	5	4	0	0	0	14.2	12	8	6	1	0	6	13	0	8.0	.226
2023	Fort Myers	0-2	5.65	4	4	0	0	0	14.1	17	9	7	1	1	8	10	3	6.3	.304
Minor League Totals		2-7	3.56	30	22	0	0	2	101.0	86	1	40	5	14	33	93	18	8.3	.227

CORDERO, MIGUEL ANGEL

PITCHER

HEIGHT: 6-1	BATS: R	BORN: 8/15/2006 in Maracaibo, Venezuela
WEIGHT: 205	THROWS: R	RESIDES: --
SIGNED BY: Marlon Nava	SCHOOL: --	
HOW OBTAINED: Signed as an undrafted free agent on January 15, 2023.		

MINOR LEAGUES

Culpepper continued...

YEAR	TEAM	W-L	ERA	G	GS	CG	SHO	SV	IP	H	R	ER	HR	HB	BB	SO	WP	K/9	BAA
2022	FCL Twins	0-0	0.00	1	0	0	0	0	1.0	0	0	0	0	1	1	1	0	9.00	.000
2023	Fort Myers	4-3	2.33	11	11	1	0	0	46.1	32	15	12	2	1	15	53	3	10.3	.196
	Cedar Rapids	2-2	4.99	10	10	0	0	0	39.2	40	25	22	2	3	16	36	2	8.2	.260
Minor League Totals		6-5	3.52	22	21	1	0	0	87.0	72	40	34	4	5	32	90	5	9.3	.225

DANIEL, OMARI BERNARD

INFIELDER

HEIGHT: 6-2 BATS: R BORN: 5/4/2004 in Atlanta GA
 WEIGHT: 197 THROWS: R RESIDES: Smyrna, GA
 SIGNED BY: Jack Powell SCHOOL: The Walker School (GA)
 HOW OBTAINED: Selected by Twins in the 14th round of the 2022 First-Year Player Draft.

YEAR	TEAM	AVG	G	AB	R	H	2B	3B	HR	RBI	SH	SF	HBP	BB	SO	SB	CS	OBP	OPS
2023	FCL Twins	.205	17	44	11	9	4	0	0	8	0	0	2	14	12	4	2	.417	.712
Minor League Totals		.205	17	44	11	9	4	0	0	8	0	0	2	14	12	4	2	.417	.712

DE ANDRADE, DANNY JOSE

INFIELDER

HEIGHT: 5-11 BATS: R BORN: 4/10/2004 in Valencia, Venezuela
 WEIGHT: 194 THROWS: R RESIDES: Valencia, Venezuela
 SIGNED BY: -- SCHOOL: --
 HOW OBTAINED: Signed as an undrafted free agent, January 15, 2021.

2024: Ranked as No. 11 prospect in Twins system per MLB.com and No. 13 per *Baseball America* entering the season...2023: Ranked as 16th-best prospect in Twins system by MLB.com, entering 2023; ended minor league season as 10th-best prospect in system, per MLB.com...spent entire season with Low-A Fort Myers; ranked second on the Mighty Mussels in home runs (11), RBI (67) and games played (105)...2022: Ranked as 28th-best prospect in Twins system by MLB.com, entering 2022...2021: Ranked as the 10th-best prospect in the Twins farm system by MLB.com.

YEAR	TEAM	AVG	G	AB	R	H	2B	3B	HR	RBI	SH	SF	HBP	BB	SO	SB	CS	OBP	OPS
2021	DSL Twins	.264	50	178	16	47	13	1	0	16	0	1	6	15	27	6	2	.340	.688
2022	FCL Twins	.242	48	178	27	43	9	1	4	23	0	1	6	19	34	4	2	.333	.704
2023	Fort Myers	.244	105	394	72	96	21	3	11	67	0	9	14	58	103	20	4	.354	.750
Minor League Totals		.248	203	750	115	186	43	5	15	106	0	11	26	92	164	30	8	.346	.725

DE JESUS, YENCY

PITCHER

HEIGHT: 5-11 BATS: R BORN: 6/20/2002 in Sabana Grande De Boya, Dominican Republic
 WEIGHT: 178 THROWS: R RESIDES: --
 SIGNED BY: -- SCHOOL: --
 HOW OBTAINED: Signed as an undrafted free agent on September 29, 2022.

YEAR	TEAM	W-L	ERA	G	GS	CG	SHO	SV	IP	H	R	ER	HR	HB	BB	SO	WP	K/9	BAA
2023	DSL Twins	2-3	4.24	10	4	0	0	0	40.1	30	33	19	5	4	22	44	5	9.8	.195
Minor League Totals		2-3	4.24	10	4	0	0	0	40.1	30	33	19	5	4	22	44	5	9.8	.195

DE LOS SANTOS, DAIBER

SHORTSTOP

HEIGHT: 6-1 BATS: R BORN: 10/6/2006 in San Cristobal, Dominican Republic
 WEIGHT: 182 THROWS: R RESIDES: --
 SIGNED BY: Luis Lajara SCHOOL: --
 HOW OBTAINED: Signed as an undrafted free agent, January 15, 2024.

2024: Ranked as 22nd-best prospect in Twins organization entering 2024, per *Baseball America*.

DEL ROSARIO, ANGEL JUNIOR

INFIELDER

HEIGHT: 6-0 BATS: R BORN: 1/11/2003 in La Romana, Dominican Republic
 WEIGHT: 160 THROWS: R RESIDES: --
 SIGNED BY: -- SCHOOL: --
 HOW OBTAINED: Selected in Triple-A phase of Rule 5 Draft on December 6, 2023.

YEAR	TEAM	AVG	G	AB	R	H	2B	3B	HR	RBI	SH	SF	HBP	BB	SO	SB	CS	OBP	OPS
2021	Blue Jays	.241	41	116	29	28	2	0	1	10	0	1	6	15	28	27	2	.355	.640
2022	Blue Jays	.278	7	18	6	5	0	0	1	3	0	0	2	5	8	0	0	.350	.794
	Dunedin	.211	56	194	22	41	6	0	1	13	2	0	7	13	61	32	5	.285	.543
	New Hampshire	.250	8	20	2	5	0	0	1	2	0	0	0	1	4	0	0	.286	.686
2023	Dunedin	.280	57	182	38	51	9	2	5	29	2	3	6	18	60	25	9	.359	.793
	Vancouver	.167	8	24	0	4	0	0	0	0	0	0	0	1	10	0	1	.200	.367
Minor League Totals		.242	177	554	97	134	17	2	9	57	4	4	19	50	168	92	17	.324	.652

DEL VALLE, JUNIOR JOSE

OUTFIELDER

HEIGHT: 5-11 BATS: R BORN: 3/23/2004 in Valencia, Venezuela
 WEIGHT: 185 THROWS: R RESIDES: Venezuela
 SIGNED BY: -- SCHOOL: --
 HOW OBTAINED: Signed as an undrafted free agent, January 15, 2021.

YEAR	TEAM	AVG	G	AB	R	H	2B	3B	HR	RBI	SH	SF	HBP	BB	SO	SB	CS	OBP	OPS
2021	DSL Twins	.179	37	112	14	20	1	3	1	12	0	1	1	10	31	4	1	.250	.518
2022	DSL Twins	.290	38	93	20	27	5	1	1	12	0	2	4	12	16	3	3	.387	.785
2023	DSL Twins	.306	31	72	9	22	3	0	1	13	1	1	3	6	15	7	4	.378	.767
Minor League Totals		.249	106	277	43	69	9	4	3	37	1	4	8	28	62	14	8	.331	.674

MINOR LEAGUES

DOBNAK, RANDY

PITCHER

See Pages 77-79

DOMINGUEZ MUNIZ, RAMIRO

INFIELDER

HEIGHT: 6-1 BATS: R BORN: 3/26/2007 in Saltillo, Mexico
 WEIGHT: 160 THROWS: R RESIDES: --
 SIGNED BY: -- SCHOOL: --
 HOW OBTAINED: Signed as an undrafted free agent, January 26, 2024.

DONCON, RAYNE DAVID

INFIELDER

HEIGHT: 6-2 BATS: R BORN: 9/22/2003 in San Pedro de Macoris, Dominican Republic
 WEIGHT: 176 THROWS: R RESIDES: Dominican Republic
 SIGNED BY: -- SCHOOL: --
 HOW OBTAINED: Trade with Los Angeles-NL with OF Manuel Margot and cash considerations s in exchange for IF Noah Miller on February 26, 2024.

YEAR	TEAM	AVG	G	AB	R	H	2B	3B	HR	RBI	SH	SF	HBP	BB	SO	SB	CS	OBP	OPS
2021	DSL Dodgers	.283	31	99	20	28	4	2	3	15	0	2	2	16	28	7	1	.387	.841
2022	ACL Dodgers	.256	51	199	28	51	16	1	9	38	0	1	0	15	38	6	2	.307	.789
	Rancho Cucamonga	.250	11	40	6	10	0	0	3	8	0	0	0	3	5	0	0	.302	.777
2023	Rancho Cucamonga	.216	107	427	62	92	21	1	14	52	0	4	6	36	103	3	2	.283	.651
Minor League Totals		.237	200	765	116	181	41	4	29	113	0	7	8	70	174	16	5	.305	.719

DOUGHERTY, JACK EDWARD

PITCHER

HEIGHT: 6-4 BATS: R BORN: 10/5/2001 in Collierville, TN
 WEIGHT: 227 THROWS: R RESIDES: Collinsville, MS
 SIGNED BY: Matt Williams SCHOOL: Ole Miss
 HOW OBTAINED: Selected by the Twins in the ninth round of the 2023 First-Year Player Draft.

COLLEGE/AMATEUR: Went 3-4, 6.27 ERA (60.1 IP, 42 ER) with 22 walks, 65 strikeouts, two saves and a 1.41 WHIP in 15 games (9 starts) as a junior for the University of Mississippi in 2023...ranked second on the team in opponent batting average (.261), saves, innings pitched and strikeouts, while leading all starting pitchers in ERA...the 6-foot-4, 215-pounder was a key part of Ole Miss's College World Series-winning team in 2022, starting the first game of the CWS Finals against the University of Oklahoma and retiring 15 consecutive batters in the start...majored in multidisciplinary studies at Ole Miss...PERSONAL: Has one brother named Ryan...was a three-year letterwinner at Collierville High School (TN)...attended the same high school as former major leaguers Zack Cozart, Drew Pomeranz and Faye Throneberry.

DUARTE, DANIEL

PITCHER

See Pages 80-81

DUNN, TIMOTHY ROSS (ROSS)

PITCHER

HEIGHT: 6-3 BATS: R BORN: 2/20/2002 in Modesto, CA
 WEIGHT: 242 THROWS: R RESIDES: --
 SIGNED BY: Chandler Wagoner SCHOOL: Arizona State University
 HOW OBTAINED: Selected by the Twins in the 10th round of the 2023 First-Year Player Draft.

DURAN, GREGORY

INFIELDER

HEIGHT: 6-2 BATS: L BORN: 10/8/2002 in Puerto Plata, Dominican Republic
 WEIGHT: 201 THROWS: R RESIDES: Dominican Republic
 SIGNED BY: -- SCHOOL: --
 HOW OBTAINED: Signed as an undrafted free agent, July 2, 2019.

YEAR	TEAM	AVG	G	AB	R	H	2B	3B	HR	RBI	SH	SF	HBP	BB	SO	SB	CS	OBP	OPS
2020																			
NO SEASON - DID NOT PLAY																			
2021	FCL Twins	.267	13	30	3	8	1	1	0	2	0	0	1	5	13	1	0	.389	.756
2022	FCL Twins	.188	41	117	17	22	6	1	3	12	0	0	2	24	49	2	3	.336	.669
2023	FCL Twins	.000	2	5	0	0	0	0	0	0	0	0	0	2	2	0	0	.286	.286
	Fort Myers	.184	56	179	23	33	11	0	3	24	0	2	4	32	63	2	2	.318	.614
Minor League Totals		.190	112	331	43	63	18	2	6	38	0	2	7	63	127	5	5	.330	.641

ELVIS, COLE MATTHEW

CATCHER

HEIGHT: 6-1 BATS: R BORN: 8/4/1999 in Sacramento, CA
 WEIGHT: 220 THROWS: R RESIDES: --
 SIGNED BY: -- SCHOOL: --
 HOW OBTAINED: Signed as a minor league free agent on July 18, 2023.

YEAR	TEAM	AVG	G	AB	R	H	2B	3B	HR	RBI	SH	SF	HBP	BB	SO	SB	CS	OBP	OPS
2023	FCL Twins	.188	6	16	2	3	1	0	0	2	0	1	1	3	3	0	1	.333	.583
Minor League Totals		.188	6	16	2	3	1	0	0	2	0	1	1	3	3	0	1	.333	.583

ESCALANTE, RAFAEL

CATCHER

HEIGHT: 5-10 BATS: R BORN: 9/13/2001 in Guacara, Venezuela
 WEIGHT: 160 THROWS: R RESIDES: --
 SIGNED BY: -- SCHOOL: --
 HOW OBTAINED: Selected by Twins in second round of 2023 Rule 5 Draft, Minor League Phase.

Escalante continued...

YEAR	TEAM	AVG	G	AB	R	H	2B	3B	HR	RBI	SH	SF	HBP	BB	SO	SB	CS	OBP	OPS
2019	DSL Pirates 1	.207	33	87	19	18	5	2	3	12	0	1	9	15	13	2	4	.375	.789
2020																			
NO SEASON - DID NOT PLAY																			
2021	DSL Pirates Black	.275	41	91	15	25	5	0	0	14	0	0	5	15	18	4	1	.405	.735
2022	FCL Pirates	.226	36	93	14	21	8	2	0	14	0	0	4	24	23	0	1	.405	.760
2023	FCL Pirates	.256	34	90	22	23	4	0	2	16	0	1	1	23	15	1	1	.409	.775
Minor League Totals		.241	144	361	70	87	22	4	5	56	0	2	19	77	69	7	7	.399	.764

ETHRIDGE, BENJAMIN HUNTER (BEN)

PITCHER

HEIGHT: 6-2 BATS: R BORN: 7/3/2001 in Meridian, MS
 WEIGHT: 198 THROWS: R RESIDES: Collinsville, MS
 SIGNED BY: Matt Williams SCHOOL: Southern Mississippi

HOW OBTAINED: Selected by Twins in the 15th round of the 2022 First-Year Player Draft.

2023: Spent first professional season with FCL Twins...after the conclusion of the minor league season, played for Glendale in the Arizona Fall League, going 1-0, 8.10 (6.2 IP, 6 ER) with two walks and four strikeouts in seven games (1 start) for the Desert Dogs.

YEAR	TEAM	W-L	ERA	G	GS	CG	SHO	SV	IP	H	R	ER	HR	HB	BB	SO	WP	K/9	BAA
2023	FCL Twins	3-6	2.99	25	13	0	0	1	78.1	59	29	26	4	4	36	63	3	7.2	.212
Minor League Totals		3-6	2.99	25	13	0	0	1	78.1	59	29	26	4	4	36	63	3	7.2	.212

FAJARDO, YOYNER ALEXANDER

INFIELDER

HEIGHT: 6-0 BATS: L BORN: 4/6/1999 in Santo Domingo, DR
 WEIGHT: 206 THROWS: R RESIDES: Santo Domingo, DR
 SIGNED BY: - - - SCHOOL: - - -

HOW OBTAINED: Claimed off waivers from Pittsburgh in the AAA phase of the 2022 Rule 5 Draft.

2023: Spent entire season with Double-A Wichita, leading the Wind Surge in hits (143), runs scored (75), triples (8), stolen bases (50), total bases (209) and games played (123)...led all Twins minor leaguers in stolen bases, ranked second in hits and fourth in total bases...also ranked tied for second in the Texas League in hits, tied for second in triples, third in batting average (.305), tied for third in stolen bases and tied for seventh in total bases.

YEAR	TEAM	AVG	G	AB	R	H	2B	3B	HR	RBI	SH	SF	HBP	BB	SO	SB	CS	OBP	OPS
2018	DSL Pirates	.311	62	222	44	69	13	8	1	34	0	0	5	29	28	17	3	.402	.857
2019	GCL Pirates	.337	28	104	14	35	3	0	0	10	0	3	3	9	11	16	4	.395	.760
	Bristol	.348	12	46	7	16	1	0	0	7	0	1	2	1	7	0	2	.380	.750
	West Virginia	.000	1	2	0	0	0	0	0	0	0	0	0	0	0	0	0	.000	.000
2020																			
NO SEASON - DID NOT PLAY																			
2021	Bradenton	.309	31	68	9	21	4	2	1	12	0	0	2	8	15	8	0	.397	.868
	Greensboro	.246	19	65	10	16	3	0	0	4	0	0	2	8	13	6	5	.347	.639
2022	Greensboro	.260	83	304	38	79	6	3	6	28	0	1	2	36	64	17	13	.341	.700
2023	Wichita	.305	123	469	75	143	12	8	9	53	1	3	4	50	84	50	84	.375	.820
Minor League Totals		.296	359	1280	197	379	53	21	17	148	1	8	20	141	222	114	40	.373	.783

FEDKO, KYLER JOHN

OUTFIELDER

HEIGHT: 6-2 BATS: R BORN: 9/21/1999 in Gibsonia, PA
 WEIGHT: 213 THROWS: R RESIDES: - - -
 SIGNED BY: John Wilson SCHOOL: University of Connecticut

HOW OBTAINED: Selected by Twins in 12th round of 2021 First-Year Player Draft.

2023: Spent the entire season at High-A Cedar Rapids...2022: Split the season between Low-A Fort Myers and High-A Cedar Rapids, batting .250 (102-for-408) with 21 doubles, four triples, 10 home runs, 54 RBI, 56 walks, 73 runs scored and a .740 OPS in 110 games...named a Twins MiLB.com organization All-Star after the season...2021: Spent the season with Low-A Fort Myers, hitting .235 (16-for-68) with 11 runs scored, two doubles, eight RBI and a .610 OPS in 23 games...AMATEUR CAREER: Played three seasons collegiately for UCONN from 2019-21...in 2021, named First Team NCBWA All-American, ABCA Second Team All-American, Second Team Baseball America All-American, ABCA First Team Northeast All-Region, NCBWA District 2 Player of the Year, Collegiate Baseball Second Team All-American, BIG EAST Player of the Year, First Team All-BIG EAST, BIG EAST Championship Most Outstanding Player and led the BIG EAST Conference and was 15th in the country with a .398 batting average...played in the Cape Cod League for the Bourne Braves in the Summer of 2019...PERSONAL: Played four seasons for Vicentian Academy in Pittsburgh, PA...helped lead Vicentian Academy to two PIAA state baseball titles (2016, 2018)...2018 USA Today, Perfect Game and Prep Baseball Report Pennsylvania HS Player of the Year...2018 MaxPreps HS All-American...2018 Pittsburgh Post-Gazette IA Player of the Year...named All-Section all four years at Vicentian Academy from 2015-2018...lettered in basketball...his favorite restaurant is Chipotle and his favorite musical artist is Florida Georgia Line...hobbies include poker and cheering on the University of Connecticut.

YEAR	TEAM	AVG	G	AB	R	H	2B	3B	HR	RBI	SH	SF	HBP	BB	SO	SB	CS	OBP	OPS
2021	Fort Myers	.235	23	68	11	16	2	0	0	8	0	1	1	11	19	2	0	.346	.610
2022	Fort Myers	.318	26	88	19	28	5	1	2	16	0	3	1	17	22	4	1	.422	.888
	Cedar Rapids	.231	84	320	54	74	16	3	8	38	0	2	5	39	69	9	2	.322	.697
2023	Cedar Rapids	.242	59	165	29	40	6	2	6	24	0	2	3	41	39	5	2	.398	.810
Minor League Totals		.247	192	641	113	158	29	6	16	86	0	8	10	108	149	20	5	.360	.745

FESTA, DAVID

PITCHER

See Page 89

MINOR LEAGUES

FLORENTINO, FRANCIS JAVIER

OUTFIELDER

HEIGHT: 6-2 **BATS:** R **BORN:** 10/13/1999 in Cotui, Dominican Republic
WEIGHT: 217 **THROWS:** R **RESIDES:** --
SIGNED BY: Julio De La Cruz (MIL) **SCHOOL:** --
HOW OBTAINED: Signed as a minor league free agent on June 24, 2023.

2023: Spent in 14 games for the Westside Woolly Mammoths (Utica, MI) of the United Shore League before signing a minor league contract with the Twins on June 24...played in four games for Low-A Fort Myers, going 1-for-7 with two RBI, one walk and one run scored before being placed on the 7-day Injured List on July 4 with a left thumb ligament injury; transferred to the 60-day Injured List on July 7 and missed the rest of the season.

YEAR	TEAM	AVG	G	AB	R	H	2B	3B	HR	RBI	SH	SF	HBP	BB	SO	SB	CS	OBP	OPS
2017	DSL Brewers	.251	52	179	22	45	8	2	0	13	1	1	5	11	29	14	3	.311	.630
2018	AZL Brewers	.253	29	95	14	24	3	0	0	9	0	1	2	8	28	9	4	.321	.605
2019	AZL Brewers Gold	.328	43	158	15	43	7	3	3	21	0	2	4	10	41	10	2	.328	.739
2020	DID NOT PLAY IN AFFILIATED OR INDEPENDENT BASEBALL																		
2021	DID NOT PLAY IN AFFILIATED OR INDEPENDENT BASEBALL																		
2022	DID NOT PLAY IN AFFILIATED OR INDEPENDENT BASEBALL																		
2023	Westside (USBL)	.377	14	53	9	20	3	0	2	12	0	0	0	3	6	9	2	.411	.958
	Fort Myers	.143	4	7	1	1	0	0	0	2	0	1	0	1	1	0	0	.222	.365
Minor League Totals		.257	128	439	52	113	18	5	3	45	1	5	11	30	99	33	9	.318	.659

FLOYD, TAYLOR JAMES

PITCHER

HEIGHT: 6-1 **BATS:** R **BORN:** 12/8/1997 in Frisco, TX
WEIGHT: 185 **THROWS:** R **RESIDES:** --
SIGNED BY: KJ Hendricks (MIL) **SCHOOL:** Texas Tech University
HOW OBTAINED: Trade with Milwaukee on June 14, 2023, completing Trevor Megill trade of April 30.

YEAR	TEAM	W-L	ERA	G	GS	CG	SHO	SV	IP	H	R	ER	HR	HBP	BB	SO	WP	K/9	BAA
2019	Rocky Mountain	0-1	6.10	11	0	0	0	1	10.1	13	7	7	3	3	7	14	2	12.2	.295
2020	NO SEASON - DID NOT PLAY																		
2021	Wisconsin	4-2	3.33	33	0	0	0	8	48.2	34	18	18	4	2	22	72	4	13.3	.193
	Biloxi	1-0	0.00	7	0	0	0	2	7.1	4	0	0	0	0	2	12	1	14.7	.160
2022	Wisconsin	5-3	3.93	20	0	0	0	0	34.1	22	16	15	2	7	23	42	1	11.0	.188
	Biloxi	0-1	7.83	21	0	0	0	0	23.0	29	24	20	2	1	21	25	6	9.8	.309
2023	Wisconsin	1-2	3.04	15	0	0	0	0	23.2	16	10	8	2	0	7	32	2	12.2	.190
	Wichita	2-2	5.97	28	0	0	0	0	37.2	45	26	25	2	0	7	32	2	9.8	.298
Minor League Totals		13-11	4.52	135	0	0	0	11	185.0	163	101	93	19	16	101	238	17	11.6	.236

FRAGOZA, LUIS FERNANDO

OUTFIELDER

HEIGHT: 6-1 **BATS:** R **BORN:** 10/26/2006 in Venezuela
WEIGHT: 191 **THROWS:** R **RESIDES:** --
SIGNED BY: Edgar Guerra **SCHOOL:** --
HOW OBTAINED: Signed as an undrafted free agent, January 16, 2024.

FUENMAYOR, DAVIRIK JUNIOR

OUTFIELDER

HEIGHT: 6-0 **BATS:** R **BORN:** 5/1/2007 in Distrito Maracaibo, Venezuela
WEIGHT: 191 **THROWS:** R **RESIDES:** --
SIGNED BY: Marlon Nava **SCHOOL:** --
HOW OBTAINED: Signed as an undrafted free agent, January 16, 2024.

GABBERT, MATTHEW PERRY

PITCHER

HEIGHT: 6-4 **BATS:** L **BORN:** 6/28/2002 in Evanston, IL
WEIGHT: 222 **THROWS:** R **RESIDES:** --
SIGNED BY: -- **SCHOOL:** --
HOW OBTAINED: Signed as an undrafted free agent on May 31, 2023.

YEAR	TEAM	W-L	ERA	G	GS	CG	SHO	SV	IP	H	R	ER	HR	HBP	BB	SO	WP	K/9	BAA
2021	Boise (IND)	3-6	5.55	24	8	0	0	0	61.2	84	41	38	7	0	13	44	1	6.4	--
2022	Boise (IND)	5-5	6.62	19	0	0	0	0	87.0	111	69	64	6	1	26	95	5	9.8	--
2023	Boise (IND)	1-0	0.00	1	1	0	0	0	7.0	5	0	0	0	0	1	11	0	14.1	--
	FCL Twins	3-1	4.05	9	3	0	0	0	26.2	32	14	12	1	0	11	36	0	12.2	.305
	Fort Myers	3-0	2.13	4	1	0	0	0	12.2	5	3	3	1	0	4	13	0	9.2	.116
Minor League Totals		6-1	3.43	13	4	0	0	0	39.1	37	17	15	2	0	15	49	0	11.2	.250

GARCIA JR., HECTOR

PITCHER

HEIGHT: 5-10 **BATS:** R **BORN:** 4/16/2
WEIGHT: 194 **THROWS:** R **RESIDES:** --
SIGNED BY: -- **SCHOOL:** Hope International University
HOW OBTAINED: Selected by Twins in 18th round of 2023 First-Year Player Draft.

2023: Made two appearances for FCL Twins after being selected in the 18th round of the 2023 First-Year Player Draft out of Hope International University...**AMATEUR/PERSONAL:** Went 18-1, 3.00 ERA (180.0 IP, 60 ER), 55 walks and 272 strikeouts in 46 games (24 starts) over four seasons at Hope International University...has two siblings, Eric and Andy.

Garcia Jr. continued...

YEAR	TEAM	W-L	ERA	G	GS	CG	SHO	SV	IP	H	R	ER	HR	HBP	BB	SO	WP	K/9	BAA
2023	FCL Twins	0-1	13.50	2	0	0	0	0	1.1	4	3	2	1	0	1	2	0	13.5	.500
Minor League Totals		0-1	13.50	2	0	0	0	0	1.1	4	3	2	1	0	1	2	0	13.5	.500

GARCIA, JOEL ALEJANDRO

PITCHER

HEIGHT: 6-2 BATS: R BORN: 10/12/2001 in Garden Grove, CA
 WEIGHT: 155 THROWS: R RESIDES: --
 SIGNED BY: -- SCHOOL: --
 HOW OBTAINED: Signed as an undrafted free agent on December 13, 2022.

YEAR	TEAM	W-L	ERA	G	GS	CG	SHO	SV	IP	H	R	ER	HR	HBP	BB	SO	WP	K/9	BAA
2023	DSL Twins	2-2	4.88	11	2	0	0	1	31.1	32	21	17	2	2	15	39	2	11.2	.258
Minor League Totals		2-2	4.88	11	2	0	0	1	31.1	32	21	17	2	2	15	39	2	11.2	.258

GARCIA, REYNEL ANTONIO

PITCHER

HEIGHT: 6-1 BATS: R BORN: 8/15/2006 in Maracaibo, Venezuela
 WEIGHT: 165 THROWS: R RESIDES: --
 SIGNED BY: Marlon Nava SCHOOL: --
 HOW OBTAINED: Signed as an undrafted free agent on February 8, 2023.

YEAR	TEAM	W-L	ERA	G	GS	CG	SHO	SV	IP	H	R	ER	HR	HBP	BB	SO	WP	K/9	BAA
2023	DSL Twins	0-1	4.58	9	1	0	0	0	17.2	17	11	9	5	1	10	14	1	7.1	.230
Minor League Totals		0-1	4.58	9	1	0	0	0	17.2	17	11	9	5	1	10	14	1	7.1	.230

GARRY JR., WILLIE JOE

OUTFIELDER

HEIGHT: 6-2 BATS: L BORN: 5/29/2000 in Pascagoula, MS
 WEIGHT: 178 THROWS: L RESIDES: --
 SIGNED BY: Derrick Dunbar SCHOOL: Pascagoula High School (MS)
 HOW OBTAINED: Selected by Twins in 9th round of 2018 First-Year Player Draft.

2023: Split the season between High-A Cedar Rapids and Double-A Wichita, reaching Double-A for the first time...during 2023 spring training, was part of a group called the Regulators, a group of late-inning minor league replacement players who enter spring games in the late innings to finish playing...the Regulators, who got their name from manager Rocco Baldelli, became known for their tendency to win in dramatic, come-from-behind fashion...PERSONAL: Favorite movies are Ride Along 1 & 2, favorite musical artist is NBA YoungBoy and favorite TV show is Game of Thrones.

YEAR	TEAM	AVG	G	AB	R	H	2B	3B	HR	RBI	SH	SF	HBP	BB	SO	SB	CS	OBP	OPS
2018	GCL Twins	.160	33	81	13	13	4	0	0	5	1	1	4	8	28	5	2	.266	.476
2019	Elizabethton	.228	55	197	31	45	6	3	5	23	1	1	6	15	61	5	3	.301	.667
2020 NO SEASON - DID NOT PLAY																			
2021	Fort Myers	.197	95	294	44	58	7	6	4	31	0	2	5	38	112	24	6	.298	.601
2022	FCL Twins	.150	5	20	1	3	0	0	0	2	0	0	0	2	8	2	0	.227	.377
	Cedar Rapids	.210	60	181	32	38	10	6	2	14	4	0	4	31	68	15	4	.338	.703
2023	Cedar Rapids	.216	46	134	20	29	8	1	3	15	1	3	2	14	54	10	1	.294	.652
	Wichita	.264	34	106	14	28	9	2	4	23	1	1	1	7	37	9	1	.313	.813
Minor League Totals		.211	328	1013	155	214	44	18	18	113	8	8	22	115	368	70	17	.303	.647

GONZALEZ, GABRIEL JESUS

OUTFIELDER

HEIGHT: 5-10 BATS: R BORN: 1/4/04 in Carupano, Venezuela
 WEIGHT: 239 THROWS: R RESIDES: Guaranos Sucre, Venezuela
 SIGNED BY: -- SCHOOL: --

HOW OBTAINED: Trade with Seattle with RHP Anthony DeSclafani, RHP Justin Topa and OF Gabriel Gonzalez in exchange for IF Jorge Polanco on January 29, 2024.

2024: Enters 2024 as the No. 4 prospect in the Twins system per both MLB.com and Baseball America...acquired by Minnesota from Seattle on January 29...2023: Split the season between Low-A Modesto and High-A Everett in the Seattle system...named a California League Postseason All-Star and Baseball America Low Class All-Star with Modesto, and a Seattle MiLB.com organization All-Star for the second-straight year for his overall performance...ranked second in the Mariners organization in hits (142) and was tied for fifth in RBI (84)...2022: Split the season between the ACL Mariners and Low-A Modesto...named a Baseball America Rookie All-Star and an MiLB.com organization All-Star...2021: Spent first professional season with the DSL Mariners...named DSL Mariners 2021 '90 FEET' Champion by the Seattle Mariners...led the Dominican Summer League with 26 extra-base hits, while also ranking tied for first in total bases (98), fifth in RBI (46), tied for fifth in sacrifice flies (5), eighth in slugging percentage (.521), tied for eighth in doubles (15) and tied for 10th in home runs (7)...made professional debut on July 12 vs. DSL Orioles-2 (0-for-2, 2 R, RBI, BB)...recorded first career hit on July 13 at DSL Orioles-2 (1-for-5, R, 2B, RBI)...hit 1st career home run on July 26 vs. DSL Giants Oranges (3-for-4, 2 R, HR, 4 RBI, BB)...named DSL Player of the Week, July 26-Aug. 1 (.500/8-for-16, 7 R, 2 2B, 3 HR, 11 RBI, 3 BB, 2 SB)...2022: Appeared in four major league Spring Training games, homering on April 3 at Kansas City...in 67 games between the ACL Mariners and Class-A Modesto, hit .321 (81-for-252) with 51 runs, 14 doubles, 1 triple, 7 home runs, 34 RBI, 9 stolen bases and 21 walks.

YEAR	TEAM	AVG	G	AB	R	H	2B	3B	HR	RBI	SH	SF	HBP	BB	SO	SB	CS	OBP	OPS
2021	DSL Mariners	.287	54	188	39	54	15	4	7	36	0	5	7	21	35	9	3	.371	.892
2022	ACL Mariners	.357	35	126	20	45	9	0	5	17	0	0	6	8	21	5	3	.421	.969
	Modesto	.286	32	126	31	36	5	1	2	17	0	0	11	13	21	4	1	.400	.789
2023	Modesto	.348	73	296	51	103	19	4	9	54	0	7	9	23	46	8	0	.403	.933
	Everett	.216	43	181	27	39	4	0	9	30	0	0	6	13	43	2	0	.290	.677
Minor League Totals		.302	237	917	168	277	52	9	32	154	0	12	39	78	166	28	7	.377	.860

GOODRUM, NIKO

UTILITY

See Pages 92-94

MINOR LEAGUES

GRACE JR., REGI

PITCHER

HEIGHT: 6-2

BATS: L

BORN: 12/10/1999 in Madison, MS

WEIGHT: 229

THROWS: R

RESIDES: Madison, MS

SIGNED BY: Derrick Dunbar

SCHOOL: Madison Central High School (MS)

HOW OBTAINED: Selected by Twins in 10th round of 2018 First-Year Player Draft.

2023: Split 2023 season between High-A Cedar Rapids and Double-A Wichita, his first experience at the Double-A level...his 44 total games between the two levels were tied for fourth most among Twins farmhands...**PERSONAL:** Would have been an accountant if he wasn't a baseball player...favorite food is tacos and favorite movie is Old Dogs.

YEAR	TEAM	W-L	ERA	G	GS	CG	SHO	SV	IP	H	R	ER	HR	HBP	BB	SO	WP	K/9	BAA
2018	GCL Twins	2-1	5.06	6	1	0	0	0	10.2	13	9	6	0	1	4	8	1	6.8	.310
2019	GCL Twins	1-2	5.14	6	5	0	0	0	21.0	23	14	12	1	2	9	24	6	10.3	.264
2020 NO SEASON-DID NOT PLAY																			
2021	FCL Twins	0-0	0.00	1	0	0	0	0	2.0	0	0	0	0	0	3	0	13.5	.000	
	Fort Myers	1-0	2.76	8	8	0	0	0	29.1	20	9	9	3	5	11	32	5	9.8	.190
2022	FCL Twins	0-0	0.00	1	0	0	0	0	1.0	0	0	0	0	0	0	1	0	9.0	.333
	Fort Myers	4-3	4.45	33	3	0	0	2	56.2	60	36	28	4	6	27	74	4	11.8	.264
	Cedar Rapids	0-0	13.50	3	0	0	0	0	2.2	6	5	4	0	0	3	3	0	10.1	.462
2023	Cedar Rapids	2-2	1.16	17	0	0	0	5	23.1	12	4	3	0	5	5	30	1	11.6	.154
	Wichita	1-3	4.11	27	1	0	0	2	50.1	40	27	23	5	6	23	53	1	9.5	.216
Minor League Totals		11-11	3.88	102	18	0	0	9	197.0	175	104	85	13	25	82	228	20	10.4	.235

GRANT, HAROLD FELIX

INFIELDER

HEIGHT: 5-11

BATS: R

BORN: 10/29/2004 in Barcelona, Spain

WEIGHT: 190

THROWS: R

RESIDES: Boca Chica, DR

SIGNED BY: Fred Guerrero

SCHOOL: --

HOW OBTAINED: Signed as an undrafted free agent, January 15, 2021.

YEAR	TEAM	AVG	G	AB	R	H	2B	3B	HR	RBI	SH	SF	HBP	BB	SO	SB	CS	OBP	OPS
2022	DSL Twins	.298	45	121	22	36	6	3	3	23	0	2	1	14	36	10	8	.370	.841
2023	FCL Twins	.250	36	124	36	31	5	1	4	23	0	2	1	12	37	2	1	.317	.720
Minor League Totals		.273	81	245	39	67	11	4	7	46	0	4	1	26	73	12	9	.343	.780

GRAY, SETH CONRAD

INFIELDER

HEIGHT: 6-3

BATS: L

BORN: 5/30/1998 in Springfield, OH

WEIGHT: 228

THROWS: R

RESIDES: Springfield, OH

SIGNED BY: Nick Venuto

SCHOOL: Wright State University (OH)

HOW OBTAINED: Selected by Twins in 4th Round (119th overall) of 2019 First-Year Player Draft.

2023: Spent the season with Double-A Wichita (84 games) and Triple-A St. Paul (1 game)...lone game with Saints came on June 1 (1-for-4, R)...**2022:** Split the season between High-A Cedar Rapids and Double-A Wichita, batting .237 (104-for-439) with 14 doubles, one triple, 17 home runs, 68 RBI, 50 walks, 13 stolen bases, 63 runs scored and a .726 OPS in 120 games...**2021:** Spent the season in High-A Cedar Rapids, hitting .212 (91-for-429) with 61 runs scored, 13 doubles, three triples, 11 home runs, 51 RBI, 53 walks and a .665 OPS in 113 games...**2020:** The 2020 minor league season was cancelled due to COVID-19...**2019:** Began professional career at the Rookie level where he played 57 games with Elizabethton between June 19 and August 28 before being transferred to Low-A Cedar Rapids, where he played in only four games between August 30 and September 2...ended the season with a 10-game hitting streak, batting .341 (14-for-41) with three doubles, two homers and seven RBI during the run.

YEAR	TEAM	AVG	G	AB	R	H	2B	3B	HR	RBI	SH	SF	HBP	BB	SO	SB	CS	OBP	OPS
2019	Elizabethton	.255	57	218	34	49	15	0	11	36	1	1	7	30	53	4	1	.336	.781
	Cedar Rapids	.313	4	16	0	5	0	0	0	1	0	0	1	0	7	0	0	.353	.665
2020 NO SEASON - DID NOT PLAY																			
2021	Cedar Rapids	.212	113	429	61	91	13	3	11	51	0	2	17	53	142	5	1	.321	.655
2022	Cedar Rapids	.245	113	417	61	102	14	1	16	67	0	1	16	46	155	13	5	.342	.740
	Wichita	.091	7	22	2	2	0	0	1	1	0	0	0	4	10	0	0	.231	.458
2023	Wichita	.260	84	285	48	74	9	2	9	37	0	0	7	41	108	14	6	.366	.766
	St. Paul	.250	1	4	1	1	0	0	0	0	0	0	0	1	0	0	0	.250	.500
Minor League Totals		.233	379	1391	207	324	51	6	48	193	1	4	48	174	476	36	13	.338	.720

GUNKEL, JOSEPH DILLON (JOE)

PITCHER

HEIGHT: 6-5

BATS: R

BORN: 12/30/1991 in Boynton Beach, FL

WEIGHT: 245

THROWS: R

RESIDES: --

SIGNED BY: Chris Calciano (BOS)

SCHOOL: West Chester University (PA)

HOW OBTAINED: Signed as minor league free agent, January 25, 2024

2024: Signed minor league contract with Minnesota on January 25, 2024...**2020-23:** Played in Japan with Hanshin of the Japan Central League and Japan Western League from 2020-23 and with Softbank of the Japan Western League and Japan Pacific League...overall went 22-20, 3.34 ERA (375.0 IP, 139 ER), 65 walks, 251 strikeouts and a 1.16 WHIP in 90 games, including 16-13, 3.10 ERA (279.0 IP, 96 ER) in 69 games in Nippon Professional Baseball...**2013-17:** Named New York-Penn League Midseason All-Star in 2013 with Low-A Lowell...named South Atlantic League All-Star in 2014 with A Greenville...named Southern League Pitcher of the Week on July 30, 2017 with Double-A Jacksonville.

YEAR	TEAM	W-L	ERA	G	GS	CG	SHO	SV	IP	H	R	ER	HR	HB	BB	SO	WP	K/9	BAA
2013	GCL Red Sox	0-0	0.00	1	0	0	0	0	1.0	0	0	0	0	0	1	0	9.0	.000	
	Lowell	3-0	1.35	14	0	0	0	5	20.0	8	4	3	0	1	3	32	3	14.4	.114
2014	Greenville	3-0	2.28	17	5	0	0	2	51.1	26	15	13	3	6	11	62	4	10.9	.149
	Salem	3-5	4.64	10	10	1	0	0	52.1	62	32	27	3	2	13	39	6	6.7	.294

Gunkel continued...

2015	Salem	1-1	2.05	8	2	0	0	2	22.0	16	6	5	2	0	4	22	2	9.0	.203
	Portland	2-1	3.93	4	3	0	0	0	18.1	26	8	8	1	0	8	22	1	10.8	.347
	Bowie	8-4	2.59	17	17	0	0	0	104.1	85	35	30	7	5	15	69	2	6.0	.222
2016	Bowie	0-3	3.66	4	4	0	0	0	19.2	26	14	8	2	2	3	15	0	6.9	.310
	Norfolk	8-11	4.08	24	24	1	0	0	141.1	156	68	64	14	5	18	94	3	6.0	.281
2017	Jacksonville	6-10	4.92	24	21	0	0	0	115.1	130	71	63	17	6	21	69	6	5.4	.288
	Oklahoma City	0-0	4.00	3	1	0	0	1	9.0	12	5	4	1	0	0	6	1	6.0	.333
2018	GCL Marlins	1-1	3.60	3	2	0	0	0	5.0	6	2	2	0	2	0	5	0	9.0	.286
	New Orleans	1-1	3.03	22	6	0	0	1	65.1	63	23	22	6	5	7	49	0	6.8	.260
2019	Jupiter	1-0	0.00	2	0	0	0	0	5.0	1	0	0	0	1	1	7	0	12.6	.059
	New Orleans	8-2	3.80	19	15	0	0	1	87.2	91	41	37	11	4	15	61	0	6.3	.268
Minor League Totals		45-39	3.59	172	110	2	0	12	717.2	708	324	286	67	39	119	553	28	6.9	.258

GUTIERREZ, CARLOS DANIEL

PITCHER

HEIGHT: 6-3		BATS: R		BORN: 1/16/2000 in San Felipe, Venezuela															
WEIGHT: 180		THROWS: R		RESIDES: San Felipe, Venezuela															
SIGNED BY: Fred Guerrero		SCHOOL: --		HOW OBTAINED: Signed as an undrafted free agent, August 28, 2018.															
2022: Missed entire season with left knee (patella) tendinitis.																			
YEAR	TEAM	W-L	ERA	G	GS	CG	SHO	SV	IP	H	R	ER	HR	HB	BB	SO	WP	K/9	BAA
2019	DSL Twins	2-1	5.73	15	4	0	0	0	44.0	49	36	28	5	4	11	43	7	8.8	.275
2021	DSL Twins	2-4	4.05	14	4	0	0	0	46.2	30	27	21	0	2	19	53	12	10.2	.175
2022: INJURED LIST - DID NOT PLAY																			
2023	FCL Twins	1-6	6.03	11	3	0	0	0	31.1	39	34	21	6	3	14	43	3	12.4	.295
Minor League Totals		5-11	5.16	40	11	0	0	0	122.0	118	97	70	11	9	44	139	22	10.3	.245

HALL, TANNER PAUL

PITCHER

HEIGHT: 6-1		BATS: R		BORN: 3/18/2002 in Baton Rouge, LA															
WEIGHT: 187		THROWS: R		RESIDES: --															
SIGNED BY: Matt Williams		SCHOOL: Southern Mississippi		HOW OBTAINED: Selected by Twins in 4th Round (114th overall) of 2023 First-Year Player Draft.															
PERSONAL/AMATEUR: Went 12-4 with a 2.48 ERA (112.1 IP, 31 ER), 33 walks, 124 strikeouts and a 1.04 WHIP in 18 starts for the University of Southern Mississippi in 2023, ranking second in the NCAA in wins, sixth in starts and 10th in strikeouts while being named Sun Belt Conference Pitcher of the Year...earned First-Team All-America honors from Collegiate Baseball, Baseball America, D1Baseball.com, the NCBWA and Perfect Game, and was named Second-Team All America by the ABCA/Rawlings...also won the 2023 ABCA/Rawlings Gold Glove Award for an NCAA Division I pitcher and was a semifinalist for the Golden Spikes Award...posted a 22-8 record with a 2.92 ERA (250.0 IP, 81 ER), 53 walks and 302 strikeouts in 55 games (36 starts) over three seasons for the Golden Eagles.																			

HARRIS, ROBERT WILLIAM (HOBIE)

PITCHER

HEIGHT: 6-3		BATS: R		BORN: 6/23/1993 in McKinney, TX															
WEIGHT: 214		THROWS: R		RESIDES: --															
SIGNED BY: --		SCHOOL: University of Pittsburgh		HOW OBTAINED: Signed as minor league free agent, January 11, 2024.															
2023: Named to Washington Nationals Opening Day roster, first OD roster of career...made major league debut on April 1 vs. Atlanta (1.0 IP, 1 H, 1 K...tossed a career-high 2.1 innings on April 9 at Colorado and May 19 vs. Detroit...recorded a career-high two strikeouts in the second game of the doubleheader on April 29 vs. Pittsburgh...had three strikeouts with the Nationals; Opening Day-May 20, July 31-August 2 and October 2-end...2022: Enjoyed his best professional season...led International League pitchers (min. 50.0 IP) and ranked second in Milwaukee's minor league system in ERA (2.04) and opponents batting average (.164)...Matched a career-high eight saves for the second consecutive season...2021: Recorded a career-high eight saves in his lone season in Toronto's system...2020: Spent the 2020 season training in Allen, Texas at a gym operated by former MLB All-Stars Torii Hunter and Matt Kemp...2015-19: Advanced through New York's system as a 31st-round pick...participated in the Arizona Fall League in 2018, posting a 4.20 ERA (7 ER/15.0 IP) in nine games for Glendale...PERSONAL: Robert William Harris Jr...is nicknamed "Hobie" after the Hobie Cat sailing catamaran once owned by his grandfather and father...is married to wife, Ally...graduated from McKinney (TX) High School...attended Parris (TX) Junior College for two years before going to the University of Pittsburgh.																			
YEAR	TEAM	W-L	ERA	G	GS	CG	SHO	SV	IP	H	R	ER	HR	HB	BB	SO	WP	K/9	BAA
2015	GCL Yankees 1	2-1	2.30	11	0	0	0	2	15.2	11	7	4	1	1	8	20	2	11.5	.180
	GCL Yankees 2	0-0	0.00	1	0	0	0	1	1.1	1	0	0	0	0	0	0	0	0.0	.200
	Charleston	0-0	6.23	2	0	0	0	0	4.1	5	3	3	1	0	1	4	0	8.3	.294
	Tampa	0-0	18.00	2	0	0	0	0	2.0	3	5	4	0	1	4	1	0	4.5	.333
2016	Charleston	2-4	2.60	23	0	0	0	1	52.0	43	19	15	2	1	21	59	8	10.2	.225
2017	Charleston	1-0	2.36	18	0	0	0	1	26.2	19	8	7	0	6	8	37	6	12.5	.196
	Tampa	2-3	2.89	16	0	0	0	1	28.0	26	9	9	2	1	15	28	4	9.0	.239
2018	GCL Yankees East	0-0	4.50	1	0	0	0	0	2.0	3	2	1	0	0	0	2	0	9.0	.429
	Tampa	0-1	2.15	21	0	0	0	2	37.2	30	9	9	4	4	7	46	5	11.0	.217
	Trenton	1-1	4.70	5	0	0	0	0	7.2	8	7	4	3	0	8	7	0	8.2	.258
2019	Tampa	3-4	4.62	29	0	0	0	1	48.2	35	31	25	5	3	29	59	7	10.9	.198
2020: NO SEASON - DID NOT PLAY																			
2021	Buffalo	5-2	3.92	42	0	0	0	8	43.2	30	21	19	8	3	21	51	4	10.5	.190
2022	Nashville	4-3	2.04	53	0	0	0	8	53.0	29	19	12	5	0	28	56	6	9.5	.164
2023	Rochester	2-3	5.57	27	0	0	0	1	32.1	42	27	20	3	0	19	24	2	6.7	.311
	WASHINGTON	0-0	5.12	16	0	0	0	0	19.1	21	12	11	2	1	13	9	1	4.2	.273
Minor League Totals		22-22	3.35	251	0	0	0	26	355.0	285	167	132	34	20	169	394	44	10.0	.217
Major League Totals		0-0	5.12	16	0	0	0	0	19.1	21	12	11	2	1	13	9	1	4.2	.273

MINOR LEAGUES

HARRY, JAY JOSEPH**INFIELDER**HEIGHT: 6-0
WEIGHT: 196BATS: L
THROWS: R
SCHOOL: Penn StateBORN: 7/18/2002 in New Brunswick, NJ
RESIDES: --

SIGNED BY: Nick Venuto

HOW OBTAINED: Selected by Twins in 6th Round of 2023 First-Year Player Draft.

2023: Made professional debut after being selected in sixth round of 2023 First-Year Player Draft...notched first career hit in second game on July 28 with FCL Twins... hit first career home run on September 1 with Low-A Fort Myers...**AMATEUR:** Slashed .299/.376/.463 (60-for-201) with 13 doubles, one triple, six home runs, 37 RBI, 20 walks, 47 runs scored and an .838 OPS in 50 games for the Pennsylvania State University in 2023, leading the team in hits while tying for the lead in doubles...was named to the Brooks Wallace Award Midseason Watch List and posted a 9.6 strikeout-to-at-bat ratio, third best in the Big Ten...also put together a strong showing in the Cape Cod Baseball League in 2023, hitting .324 (12-for-37) with five doubles, six RBI, three stolen bases, five walks and five runs scored in 12 games for Cotuit.

YEAR	TEAM	AVG	G	AB	R	H	2B	3B	HR	RBI	SH	SF	HBP	BB	SO	SB	CS	OBP	OPS
2023	FCL Twins	.375	3	8	1	3	1	0	0	1	0	0	1	3	0	3	0	.583	1.083
	Fort Myers	.337	27	101	22	34	8	1	1	9	0	1	4	11	8	4	1	.419	.884
Minor League Totals		.339	30	109	23	37	9	1	1	10	0	1	4	14	8	7	1	.434	.902

HELMAN, MICHAEL**INFIELDER**

See Pages 97-98

HENRIQUEZ, RONNY**PITCHER**

See Pages 99-100

HERNANDEZ, CRISTIAN ALBERTO**PITCHER**HEIGHT: 6-1
WEIGHT: 207BATS: R
THROWS: R
SCHOOL: --BORN: 1/8/2005 in New York, NY
RESIDES: --

SIGNED BY: Manuel Luciano

HOW OBTAINED: Signed as an undrafted free agent on January 16, 2023.

YEAR	TEAM	W-L	ERA	G	GS	CG	SHO	SV	IP	H	R	ER	HR	HB	BB	SO	WP	K/9	BAA
2023	DSL Twins	0-7	11.53	11	7	0	0	0	29.2	43	52	38	2	4	35	32	19	9.7	.323
Minor League Totals		0-7	11.53	11	7	0	0	0	29.2	43	52	38	2	4	35	32	19	9.7	.323

HERNANDEZ, JUAN ALBERTO**INFIELDER**HEIGHT: 6-1
WEIGHT: 220BATS: R
THROWS: R
SCHOOL: --BORN: 2/11/2006 in Margarita, Venezuela
RESIDES: --

SIGNED BY: Oswaldo Troconis

HOW OBTAINED: Signed as an undrafted free agent on January 15, 2023.

YEAR	TEAM	AVG	G	AB	R	H	2B	3B	HR	RBI	SH	SF	HBP	BB	SO	SB	CS	OBP	OPS
2023	DSL Twins	.169	29	77	9	13	3	1	0	6	0	1	2	9	20	1	3	.270	.504
Minor League Totals		.169	29	77	9	13	3	1	0	6	0	1	2	9	20	1	3	.270	.504

HERNANDEZ, MERPHY ALFREDO**OUTFIELDER**HEIGHT: 5-11
WEIGHT: 153BATS: L
THROWS: L
SCHOOL: --BORN: 12/12/2006 in Yamasa, Dominican Republic
RESIDES: --

SIGNED BY: Luis Lajara

HOW OBTAINED: Signed as an undrafted free agent on January 15, 2024.

HERRERA, FABIAN ANDRES**PITCHER**HEIGHT: 6-4
WEIGHT: 229BATS: R
THROWS: R
SCHOOL: --BORN: 6/15/2005 in Colombia
RESIDES: --

SIGNED BY: --

HOW OBTAINED: Signed as an undrafted free agent on January 21, 2024.

HERRERA, YILBER MANUEL**INFIELDER**HEIGHT: 5-11
WEIGHT: 175BATS: S
THROWS: R
SCHOOL: --BORN: 1/15/2005 in Bani, Dominican Republic
RESIDES: Bani, DR

SIGNED BY: Fred Guerrero

HOW OBTAINED: Signed as an undrafted free agent, January 15, 2022.

YEAR	TEAM	AVG	G	AB	R	H	2B	3B	HR	RBI	SH	SF	HBP	BB	SO	SB	CS	OBP	OPS
2022	DSL Twins	.181	43	116	15	21	6	3	1	11	0	2	1	30	40	10	6	.349	.659
2023	DSL Twins	.228	42	114	25	26	11	2	1	19	0	4	1	30	31	10	6	.383	.769
Minor League Totals		.204	85	230	40	47	17	5	2	30	0	6	2	60	71	20	12	.366	.714

HEWITT, DUNCAN J.**CATCHER**HEIGHT: 6-2
WEIGHT: 208BATS: S
THROWS: R
SCHOOL: Butler UniversityBORN: 5/17/1998 in Indianapolis, IN
RESIDES: --

SIGNED BY: --

HOW OBTAINED: Signed as an undrafted free agent, July 29, 2023.

YEAR	TEAM	AVG	G	AB	R	H	2B	3B	HR	RBI	SH	SF	HBP	BB	SO	SB	CS	OBP	OPS
2023	FCL Twins	.000	4	9	2	0	0	0	0	0	0	0	0	1	4	0	0	.100	.100
Minor League Totals		.000	4	9	2	0	0	0	0	0	0	0	0	1	4	0	0	.100	.100



HIDALGO, ALEJANDRO FRANCISCO

PITCHER

HEIGHT: 6-1

BATS: R

BORN: 5/22/2003 in Maracay, Venezuela

WEIGHT: 192

THROWS: R

RESIDES: --

SIGNED BY: Andres Garcia, Joel Chicarelli, Aneudi Mercado, Rusbell Cabrera (Angels)

SCHOOL: --

HOW OBTAINED: Trade with Los Angeles-AL in exchange for IF Gio Urshela on November 18, 2022.

2023: Ranked as 23rd-best prospect in Twins system entering 2023, by MLB.com.

YEAR	TEAM	W-L	ERA	G	GS	CG	SHO	SV	IP	H	R	ER	HR	HB	BB	SO	WP	K/9	BAA
2021	ACL Angels	3-2	4.67	7	6	0	0	0	27.0	26	18	14	6	1	9	31	2	10.3	.241
2022	Inland Empire	0-3	4.62	10	10	0	0	0	39.0	34	21	20	3	4	19	58	4	13.4	.225
2023	Cedar Rapids	0-5	5.28	21	8	0	0	0	58.0	52	38	34	7	2	53	57	4	8.8	.239
Minor League Totals		3-10	4.94	38	24	0	0	0	124.0	112	77	68	16	7	81	146	10	10.6	.235

HOLLAND, WILLIAM CHRISTOPHER (WILL)

INFIELDER

HEIGHT: 5-10

BATS: R

BORN: 4/18/1998 in Atlanta, GA

WEIGHT: 194

THROWS: R

RESIDES: Lawrenceville, GA

SIGNED BY: Jack Powell

SCHOOL: Auburn University

HOW OBTAINED: Selected by Twins in 5th Round of 2019 First-Year Player Draft.

2023: Spent the entire season with Double-A Wichita...ranked fourth among all Twins minor leaguers with 30 stolen bases...2022: Split the season between High-A Cedar Rapids and Double-A Wichita, batting .227 (85-for-374) with 13 doubles, six triples, nine home runs, 49 RBI, 66 runs scored, 32 stolen bases and a .705 OPS in 116 games...2021: Spent the season with Low-A Fort Myers, hitting .214 (54-for-252) with 40 runs scored, 15 doubles, 10 home runs, 27 RBI, 19 stolen bases and a .736 OPS in 76 games...2020: Ranked as the 19th-best prospect in the Twins farm system by MLB.com...the 2020 minor league season was cancelled due to Covid-19...2019: Played his first professional season with Rookie-Elizabethton...AMATEUR CAREER: Played three seasons at Auburn University from 2017-19...as a junior in 2019, was a pre-season All-American by Perfect Game (second team), D1 Baseball (third team) and NCBA (third team) as well as a member of the Golden Spikes Award Preseason watch list...entered 2019 as the No. 8 college prospect and No. 17 overall prospect by *Baseball America*...as sophomore in 2018, named Second Team All-SEC, First Team All-South Region by the ABCA and a semifinalist for the Brooks Wallace Award presented to the nation's best shortstop...became the first Auburn shortstop to earn All-SEC honors since 2011...led the team with 61 runs scored -- good for a tie for fourth in the SEC -- and tied for the team lead with 78 hits...ranked second on the team in batting average (.313), on-base percentage (.406), slugging percentage (.530), doubles (18) and RBI (52) and tied for second in home runs (12)...PERSONAL: Attended Collins Hill High School in Suwanee, GA...honorable mention Rawlings-Perfect Game All-American...Southeast-All Region 2nd team...2014-2015 Underclass honorable mention...ranked No. 99 in Georgia...ranked top 500 player nationally...played for Team Elite Prime...played in Gwinnett County All-Star Game...Georgia Class 6A All-State honoree...member of USA Baseball 15U program in 2013...favorite restaurant is Fogo de Chão, favorite musical artist is Future and favorite TV show is Breaking Bad.

YEAR	TEAM	AVG	G	AB	R	H	2B	3B	HR	RBI	SH	SF	HBP	BB	SO	SB	CS	OBP	OPS
2019	Elizabethton	.192	36	125	22	24	2	0	7	16	1	0	5	14	44	8	1	.299	.675
2020		NO SEASON - DID NOT PLAY																	
2021	Fort Myers	.214	76	252	40	54	15	1	10	27	1	0	13	33	99	19	5	.336	.736
2022	Cedar Rapids	.225	85	276	45	62	12	4	6	35	1	4	7	39	98	21	4	.331	.693
	Wichita	.235	31	98	21	23	1	2	3	14	0	0	2	17	39	11	2	.359	.737
2023	Wichita	.197	101	294	50	58	11	3	5	35	1	2	2	42	95	30	7	.300	.606
Minor League Totals		.211	329	1045	178	222	21	10	31	127	4	6	29	145	375	89	19	.322	.681

HOUGHTON, MADDUX SCOTT

OUTFIELDER

HEIGHT: 5-11

BATS: R

BORN: 2/23/1999 in Dalton, GA

WEIGHT: 195

THROWS: R

RESIDES: Dalton, GA

SIGNED BY: --

SCHOOL: Lipscomb University (TN)

HOW OBTAINED: Signed as an undrafted free agent, January 30, 2023.

YEAR	TEAM	AVG	G	AB	R	H	2B	3B	HR	RBI	SH	SF	HBP	BB	SO	SB	CS	OBP	OPS
2023	Fort Myers	.216	99	273	47	59	14	4	4	36	0	4	4	45	96	24	2	.331	.672
Minor League Totals		.216	99	273	47	59	14	4	4	36	0	4	4	45	96	24	2	.331	.672

ISOLA, ALEX

CATCHER

See Pages 101-102

JENKINS, WALKER CLAY

OUTFIELDER

HEIGHT: 6-3

BATS: L

BORN: 2/19/2005 in Wilmington, NC

WEIGHT: 224

THROWS: R

RESIDES: Wilmington, NC

SIGNED BY: Ty Dawson

SCHOOL: --

HOW OBTAINED: Selected by Twins in 1st round (5th overall) of 2023 First-Year Player Draft.

2024: Entered 2024 season as No. 1 prospect in Twins organization per both MLB.com and *Baseball America*...also No. 10 overall prospect in baseball per MLB.com and No. 13 overall per *Baseball America*...named best overall athlete in Twins system by *Baseball America*...2023: Made professional debut for FCL Twins after being selected fifth overall in 2023 First-Year Player Draft...went 2-for-4 with one double in first career game on August 3...recorded multiple hits (2, 2, 2) in each of first three career games from August 3-7...slugged first career home run and recorded four RBI on August 7...promoted to Low-A Fort Myers on August 23...had multiple hits in 14 of 26 games combined between the FCL and Fort Myers...AMATEUR: Slashed .487/.598/.921 (74-for-152) with 20 doubles, two triples, 14 home runs, 53 RBI, 78 runs scored, 35 walks and a 1.519 OPS in 49 games over four seasons for South Brunswick High School...hit .417 with two home runs, 33 runs scored, a .632 on-base percentage and a .633 slugging percentage in 24 games his senior season at South Brunswick, walking in 32 of his 95 plate appearances and leading the Cougars to the Round of 16 in the NCHSAA Class 3A state playoffs...was named the Gatorade North Carolina Baseball Player of the Year award for the second-consecutive season, after taking home the honor in 2022.

YEAR	TEAM	AVG	G	AB	R	H	2B	3B	HR	RBI	SH	SF	HBP	BB	SO	SB	CS	OBP	OPS
2023	FCL Twins	.333	14	54	6	18	3	1	2	12	0	0	0	5	8	4	2	.390	.927
	Fort Myers	.392	12	51	10	20	2	3	1	10	0	0	1	4	6	2	1	.446	1.054
Minor League Totals		.362	26	105	16	38	5	5	3	22	0	0	1	9	14	6	3	.417	.988

JENSEN, RYAN**PITCHER**

See Pages 111-112

JONES, KYLE**PITCHER**

HEIGHT: 6-1

BATS: L

BORN: 2/7/2000 in St. Clair Shores, MI

WEIGHT: 218

THROWS: R

RESIDES: St. Clair Shores, MI

SIGNED BY: Nick Venuto

SCHOOL: University of Toledo

HOW OBTAINED: Selected by Twins in 7th round of 2022 First-Year Player Draft.

YEAR	TEAM	W-L	ERA	G	GS	CG	SHO	SV	IP	H	R	ER	HR	HB	BB	SO	WP	K/9	BAA
2022	FCL Twins	0-0	0.00	1	0	0	0	0	1.0	0	0	0	0	0	0	0	0	0.0	.000
	Fort Myers	1-0	0.00	1	0	0	0	0	3.0	2	0	0	0	0	5	0	15.0	.182	
2023	Cedar Rapids	6-6	4.26	22	20	0	0	0	99.1	97	53	47	10	0	35	89	8	8.1	.255
Minor League Totals		7-6	4.09	24	20	0	0	0	103.1	99	53	47	10	0	35	89	8	8.2	.251

KEASCHALL, LUKE TREVOR**INFIELDER**

HEIGHT: 6-1

BATS: L

BORN: 8/15/2002 in Watsonville, CA

WEIGHT: 204

THROWS: R

RESIDES: --

SIGNED BY: Chandler Wagoner

SCHOOL: Arizona State University

HOW OBTAINED: Selected by Twins in 2nd round (49th overall) of 2023 First-Year Player Draft.

2024: Enters 2024 season as No. 12 prospect in the Twins system per both MLB.com and *Baseball America*. **2023:** Made professional debut with FCL Twins on July 27... recorded first hit, a single, on July 31... promoted to Low-A Fort Myers on August 1 and hit first career home run on August 18... promoted to High-A Cedar Rapids on August 28 and finished season with Kernels... hit .333 (6-for-18) with three RBI, five walks, five runs scored and an .833 OPS in six playoff games for Cedar Rapids... **AMATEUR:** Slashed .353/.443/.725 (77-for-218) with 25 doubles, one triple, 18 home runs, 58 RBI, 18 stolen bases, 22 walks, 55 runs scored and a 1.168 OPS in 55 games for the Sun Devils in 2023... prior to transferring to ASU, 6-foot-1, 190-pound infielder spent two seasons at the University of San Francisco, hitting .312 (129-for-413) with 29 doubles, four triples, 12 home runs, 64 RBI, 55 walks, 87 runs scored and a .427 on-base percentage in 110 games for the Dons.

YEAR	TEAM	AVG	G	AB	R	H	2B	3B	HR	RBI	SH	SF	HBP	BB	SO	SB	CS	OBP	OPS
2023	FCL Twins	.143	3	7	4	1	0	0	0	0	0	0	3	2	2	2	0	.500	.643
	Fort Myers	.292	20	72	20	21	8	1	1	9	0	3	4	15	20	8	0	.426	.898
	Cedar Rapids	.313	8	32	5	10	2	0	2	6	0	0	0	2	3	1	0	.353	.916
Minor League Totals		.288	31	111	29	32	10	1	3	15	0	3	7	19	25	11	0	.414	.891

KEIRSEY JR., DASHAWN**OUTFIELDER**

See Pages 116-117

KING, JACOB ALAN**PITCHER**

HEIGHT: 6-4

BATS: R

BORN: 10/2/2001 in Sacramento, CA

WEIGHT: 221

THROWS: R

RESIDES: --

SIGNED BY: --

SCHOOL: University of California, Irvine

HOW OBTAINED: Signed as an undrafted free agent, July 18, 2023.

YEAR	TEAM	W-L	ERA	G	GS	CG	SHO	SV	IP	H	R	ER	HR	HB	BB	SO	WP	K/9	BAA
2023	FCL Twins	0-0	5.40	2	0	0	0	0	1.2	2	1	1	0	0	2	1	0	5.4	.333
Minor League Totals		0-0	5.40	2	0	0	0	0	1.2	2	1	1	0	0	2	1	0	5.4	.333

KIRBY-(WILLIAMS), DEVIN JOSEPH**PITCHER**

HEIGHT: 5-10

BATS: R

BORN: 8/10/1999 in Ukiah, CA

WEIGHT: 231

THROWS: R

RESIDES: --

SIGNED BY: --

SCHOOL: University of Connecticut

HOW OBTAINED: Signed as an undrafted free agent, July 27, 2023.

YEAR	TEAM	W-L	ERA	G	GS	CG	SHO	SV	IP	H	R	ER	HR	HB	BB	SO	WP	K/9	BAA
2023	FCL Twins	1-0	3.09	3	0	0	0	0	11.2	10	4	4	2	0	6	17	3	13.1	.238
Minor League Totals		1-0	3.09	3	0	0	0	0	11.2	10	4	4	2	0	6	17	3	13.1	.238

KLEIN, JOHN JOSEPH**PITCHER**

HEIGHT: 6-5

BATS: R

BORN: 4/22/2002 in Brooklyn Park, MN

WEIGHT: 242

THROWS: R

RESIDES: Brooklyn Park, MN

SIGNED BY: --

SCHOOL: Iowa Central Community College

HOW OBTAINED: Signed as an undrafted free agent, August 8, 2022.

YEAR	TEAM	W-L	ERA	G	GS	CG	SHO	SV	IP	H	R	ER	HR	HB	BB	SO	WP	K/9	BAA
2022	FCL Twins	0-0	0.00	2	0	0	0	0	2.0	1	0	0	0	0	1	2	0	9.0	.125
2023	FCL Twins	0-3	5.87	6	6	0	0	0	23.0	29	17	15	3	6	9	27	2	10.6	.305
	Fort Myers	2-1	2.97	6	6	1	0	0	30.1	18	10	10	1	3	13	30	0	8.9	.170
	Cedar Rapids	0-0	3.60	1	1	0	0	0	5.0	6	2	2	0	1	1	4	1	7.2	.300
Minor League Totals		2-4	4.03	15	13	1	0	0	60.1	54	29	27	4	10	24	63	3	9.4	.236

LABAS, A.J. (ANTHONY JAMES)**PITCHER**

HEIGHT: 6-3

BATS: R

BORN: 12/8/1998 in Plano, TX

WEIGHT: 229

THROWS: R

RESIDES: Fleming Island, FL

SIGNED BY: --

SCHOOL: Louisiana State University

HOW OBTAINED: Signed as a minor league free agent on July 21, 2021.

Labas continued...

2023: Split the season between Low-A Fort Myers and High-A Cedar Rapids...tossed 1.0 scoreless inning of relief with one strikeout in the Kernels' playoff run...**2022:** Split the season between FCL Twins and Low-A Fort Myers, going 1-1, 5.14 ERA (14.0 IP, 8 ER) with three walks & 18 strikeouts in eight games (2 starts)...**2021:** Split the season between FCL Twins and Low-A Fort Myers, going 2-2 with a 9.82 ERA (11.0 IP, 12 ER) with two walks and 14 strikeouts in seven appearances...**AMATEUR CAREER:** Pitched three seasons at LSU from 2018-21, going 11-6, 4.56 (165.2 IP, 84 ER) with 27 walks and 126 strikeouts in 33 games (29 starts)...graduated with a degree in Sport Administration in 2021...**2021** NCAA Eugene Regional All-Tournament Team...**2021** SEC Academic Honor Roll...**2018** Collegiate Baseball Freshman All-American...**SEC** Freshman of the Week (May 7, 2018)...originally drafted by New York-NL in 17th round of 2017 MLB Draft...**PERSONAL:** Attended Trinity Christian High School...named to the Perfect Game Florida All Region 1st Team...rated among *Baseball America's* Top 400 prospects in the nation...received 2016 & 2017 first-team all-First Coast recognition...helped lead his high school team to the 2015 Class 4A state championship as a sophomore.

YEAR	TEAM	W-L	ERA	G	GS	CG	SHO	SV	IP	H	R	ER	HR	HB	BB	SO	WP	K/9	BAA
2021	FCL Twins	1-0	4.50	1	0	0	0	0	2.0	3	1	1	0	0	0	2	0	9.0	.375
	Fort Myers	1-2	11.00	6	1	0	0	1	9.0	21	11	11	2	0	2	12	1	12.0	.447
2022	FCL Twins	0-0	0.00	3	1	0	0	0	4.0	1	0	0	0	1	0	4	0	9.0	.077
	Fort Myers	1-1	7.20	5	1	0	0	0	10.0	14	8	8	0	1	3	14	0	12.6	.333
2023	Fort Myers	1-2	4.85	20	0	0	0	4	29.2	26	21	16	5	3	11	30	0	9.1	.230
	Cedar Rapids	2-1	4.88	18	0	0	0	3	24.0	28	14	13	1	0	10	17	4	6.4	.292
Minor League Totals		6-6	5.61	53	3	0	0	4	78.2	93	55	49	8	5	26	79	5	9.0	.292

LANDAETA, YON RENY YOEL (YON)

PITCHER

HEIGHT: 6-1

BATS: R

BORN: 3/16/2000 in Los Teques, Venezuela

WEIGHT: 231

THROWS: R

RESIDES: Venezuela

SIGNED BY: Marlon Nava

SCHOOL: --

HOW OBTAINED: Signed as an undrafted free agent on December 16, 2019.

YEAR	TEAM	W-L	ERA	G	GS	CG	SHO	SV	IP	H	R	ER	HR	HB	BB	SO	WP	K/9	BAA
2020	DSL Twins	NO SEASON - DID NOT PLAY																	
2021	DSL Twins	1-3	3.86	12	4	0	0	1	28.0	20	16	12	0	7	25	43	7	13.8	.215
2022	FCL Twins	1-2	5.03	10	0	0	0	0	19.2	13	12	11	0	3	22	28	3	12.8	.188
2023	FCL Twins	3-0	4.26	17	0	0	0	4	25.1	21	18	12	2	1	30	37	8	13.1	.221
Minor League Totals		5-5	4.32	39	4	0	0	5	73.0	54	46	35	2	11	77	108	18	13.3	.210

LANGENBERG, TY ROBERT

PITCHER

HEIGHT: 6-0

BATS: L

BORN: 12/8/2001 in Urbandale, IA

WEIGHT: 208

THROWS: L

RESIDES: --

SIGNED BY: Joe Bisenius

SCHOOL: University of Iowa

HOW OBTAINED: Selected by Twins in 11th round of 2023 First-Year Player Draft.

AMATEUR CAREER: Pitched at the University of Iowa, where he was a team captain in 2023...went 6-3, 4.15 ERA with 86 strikeouts in 78.0 innings across 17 games (15 starts)...was Preseason BIG Pitcher of the Year and earned Preseason D1 Baseball Pitcher of the Year honors...also named to the Big Ten All-Tournament team.

YEAR	TEAM	W-L	ERA	G	GS	CG	SHO	SV	IP	H	R	ER	HR	HB	BB	SO	WP	K/9	BAA
2023	FCL Twins	0-0	0.00	2	0	0	0	0	2.0	1	1	0	0	0	1	3	0	13.5	.143
	Fort Myers	0-1	5.06	3	0	0	0	0	5.1	7	3	3	0	2	3	2	0	3.4	.368
Minor League Totals		0-1	3.68	5	0	0	0	0	7.1	8	4	3	0	2	4	5	0	6.1	.308

LARES, CESAR DANIEL

PITCHER

HEIGHT: 6-0

BATS: L

BORN: 7/3/2003 in Maracay, Venezuela

WEIGHT: 175

THROWS: L

RESIDES: --

SIGNED BY: --

SCHOOL: --

HOW OBTAINED: Signed as an undrafted free agent on January 19, 2022.

YEAR	TEAM	W-L	ERA	G	GS	CG	SHO	SV	IP	H	R	ER	HR	HB	BB	SO	WP	K/9	BAA
2022	DSL Twins	2-3	2.93	11	11	0	0	0	46.0	31	16	15	0	3	20	71	4	13.9	.188
2023	FCL Twins	2-7	8.13	9	9	0	0	0	31.0	38	30	28	5	6	8	43	4	12.5	.295
Minor League Totals		4-10	5.03	20	20	0	0	0	77.0	69	46	43	5	9	28	113	8	13.3	.235

LAWERYSON, CODY ORION

PITCHER

HEIGHT: 6-5

BATS: R

BORN: 5/10/1998 in Bingham, ME

WEIGHT: 213

THROWS: R

RESIDES: Moscow, ME

SIGNED BY: John Wilson

SCHOOL: University of Maine

HOW OBTAINED: Selected by Twins in 14th round of 2019 First-Year Player Draft.

2023: Was NRI to Twins camp...spent entire season with Triple-A St. Paul, going 3-4, 4.80 ERA (50.2 IP, 27 ER) in 32 games (4 starts)...missed time on the 7-day Injured List from August 16-end of season with right biceps tendinitis...**2022:** Began season with High-A Cedar Rapids, pitching mostly out of Kernels' bullpen...started the season allowing eight runs (7 earned) over 5.2 innings pitched in first four appearances (11.12 ERA) for Kernels but allowed just four runs (3 earned) on next 29.1 innings from April 26-June 22 (0.92 ERA)...promoted to Double-A Wichita on June 24...11 of first 13 appearances for Wind Surge were scoreless (0.89 ERA) from June 25-August 14...named Texas League Pitcher of the Week September 11 after going 1-0, 0.00 ERA (11.0 IP) with three hits, one walk and 13 strikeouts in two starts for the Wind Surge...finished season in Wind Surge's starting rotation, making seven starts down the stretch, going 1-0, 1.08 ERA (33.1 IP, 4 ER) from August 10-September 17...named Texas League Postseason All-Star after going 5-0, 1.06 ERA (59.2 IP, 7 ER) with 15 walks and 69 strikeouts in 19 games (8 starts) for the Wind Surge...combined to go 6-0, 1.62 ERA (94.2 IP, 17 ER) with 27 walks, 111 strikeouts and a .198 opponent batting average in 35 games (10 starts) between Cedar Rapids and Wichita...held right-handed batters to a .171 average, compared to .228 vs. left-handed batters...went 5-0, 2.25 ERA (52.0 IP, 13 ER) in 25 relief appearances for both levels and 1-0, 0.84 ERA (42.2 IP, 4 ER) in 10 starts...**2021:** Spent entire season with High-A Cedar Rapids, going 2-5, 4.91 ERA (58.2 IP, 32 ER) with 19 walks and 73 strikeouts in 15 games (14 starts)...placed on 7-day Injured List on May 4 with a right forearm strain; reinstated on June 8...held left-handed batters to a .198 average, compared to .296 vs. right-handed batters...pitched eight games (1 start) for the Scottsdale Scorpions in the Arizona Fall League, going 0-1, 3.86 ERA (14.0 IP, 6 ER), with seven walks and 18 strikeouts...named to the Arizona Fall League Rising Stars Team...**2020:** Did not play professionally after minor league season cancelled due to COVID-19 pandemic...**2019:** Began first professional season with Rookie-Elizabethton...named Appalachian League Pitcher of the Week and Twins minor league Pitcher of the Week September 2, after striking out 15 in a start, with three hits allowed, no walks and three hits vs. Greenville...promoted to Low-A Cedar Rapids for one start August 2 and returned to E-Town...named Appy League Rookie All-Star by Baseball America.

MINOR LEAGUES

Laweryson continued...

YEAR	CLUB	W-L	ERA	G	GS	CG	SHO	SV	IP	H	R	ER	HR	HB	BB	SO	WP	K/9	BAA
2019	Elizabethton	1-1	1.76	10	6	0	0	1	41.0	25	9	8	2	1	9	59	4	13.0	.174
	Cedar Rapids	0-0	0.00	1	1	0	0	0	5.0	2	0	0	0	1	1	4	0	7.2	.118
2020																			
NO SEASON - DID NOT PLAY																			
2021	Cedar Rapids	2-5	4.91	15	14	0	0	0	58.2	59	36	32	6	5	19	73	3	11.2	.255
2022	Cedar Rapids	1-0	2.57	16	2	0	0	1	35.0	25	12	10	0	1	12	42	1	10.8	.200
	Wichita	5-0	1.06	19	8	0	0	0	59.2	41	7	7	2	1	15	69	2	10.4	.197
2023	St. Paul	3-4	4.80	32	4	0	0	0	50.2	52	35	27	11	4	25	51	0	9.1	.257
Minor League Totals		12-10	3.02	93	35	0	0	2	250.0	204	99	84	21	13	81	298	10	10.7	.220

LEAL, VICTOR MANUEL			CATCHER
HEIGHT: 5-11	BATS: R	BORN: 9/29/2006 in Pampatar, Venezuela	
WEIGHT: 187	THROWS: R	RESIDES: --	
SIGNED BY: Oswaldo Troconis	SCHOOL: --		
HOW OBTAINED: Signed as an undrafted free agent on January 16, 2024.			

LEE, BROOKS	INFIELDER
See Pages 130-131	

LEE, JEREMY JOSEPH			PITCHER
HEIGHT: 5-11	BATS: R	BORN: 9/7/2001 in Selma, AL	
WEIGHT: 211	THROWS: R	RESIDES: --	
SIGNED BY: Matt Williams	SCHOOL: University of South Alabama		
HOW OBTAINED: Selected by Twins in 13 round of 2023 First-Year Player Draft.			

2023: Made three appearances after being selected by the Twins in the 13th round of the 2023 draft, one with the FCL Twins and two with Low-A Fort Myers...**AMATEUR:** Went 6-10, 4.86 ERA (126.0 IP, 68 ER), 37 walks and 138 strikeouts in 28 games (23 starts) in three seasons at the University of South Alabama.

YEAR	TEAM	W-L	ERA	G	GS	CG	SHO	SV	IP	H	R	ER	HR	HB	BB	SO	WP	K/9	BAA
2023	FCL Twins	0-0	0.00	1	0	0	0	1	1.0	0	0	0	0	0	1	1	0	9.0	.000
	Fort Myers	0-0	0.00	2	0	0	0	0	3.0	4	0	0	0	0	3	5	0	15.0	.308
Minor League Totals		0-0	0.00	3	0	0	0	1	4.0	0	0	0	0	0	4	6	0	13.5	.250

LEWIS, CORY ANDREW			PITCHER
HEIGHT: 6-5	BATS: R	BORN: 10/9/2000 in Fountain Valley, CA	
WEIGHT: 258	THROWS: R	RESIDES: Huntington Beach, CA	
SIGNED BY: Brian Tripp	SCHOOL: University of California, Santa Barbara		
HOW OBTAINED: Selected by Twins in 9th round of 2022 First-Year Player Draft.			

2024: Enters 2024 as the No. 14 prospect in the Twins system per MLB.com and the No. 18 prospect per *Baseball America*...2023: Won Jim Rantz Award as Twins minor league Pitcher of the Year...split the 2023 minor league season between Low-A Fort Myers and High-A Cedar Rapids, combining to go 9-4 with a 2.49 ERA (101.1 IP, 28 ER), 33 walks, 118 strikeouts, a 1.06 WHIP and a .198 (74-for-373) opponent batting average in 22 starts...named Twins minor league Pitcher of the Week one time on the season (June 11) and was tied for first among all Twins minor league pitchers in wins (9), second in strikeouts (118), tied for third in games started (22) and seventh in innings pitched (101.1)...also named Florida State League Pitcher of the Week on May 14 and was an MiLB.com Twins organization All-Star.

YEAR	TEAM	W-L	ERA	G	GS	CG	SHO	SV	IP	H	R	ER	HR	HB	BB	SO	WP	K/9	BAA
2023	Fort Myers	4-3	2.75	9	9	0	0	0	39.1	26	17	12	3	1	15	55	8	12.6	.179
	Cedar Rapids	5-1	2.32	13	13	0	0	0	62.0	48	20	16	3	0	18	63	6	9.2	.211
Minor League Totals		9-4	2.49	22	22	0	0	0	101.1	74	37	28	6	1	33	118	14	10.5	.198

LIENDO, BIANGER VICENTE			PITCHER
HEIGHT: 6-1	BATS: R	BORN: 3/7/2004 in La Guaira, Venezuela	
WEIGHT: 235	THROWS: R	RESIDES: --	
SIGNED BY: --	SCHOOL: --		
HOW OBTAINED: Signed as an undrafted free agent on April 30, 2022.			

YEAR	TEAM	W-L	ERA	G	GS	CG	SHO	SV	IP	H	R	ER	HR	HB	BB	SO	WP	K/9	BAA
2022	DSL Twins	1-1	4.91	11	0	0	0	0	14.2	14	11	8	1	0	9	19	5	11.7	.255
2023	FCL Twins	0-1	3.38	6	1	0	0	0	13.1	6	5	5	0	2	10	8	3	5.4	.136
Minor League Totals		1-2	4.18	17	1	0	0	0	28.0	20	16	13	1	2	19	27	8	8.7	.202

LOPEZ, MOISES ABRAHAM			INFIELDER
HEIGHT: 6-1	BATS: L	BORN: 5/7/2006 in Santo Domingo, DR	
WEIGHT: 198	THROWS: R	RESIDES: --	
SIGNED BY: Luis Lajara	SCHOOL: --		
HOW OBTAINED: Signed as an undrafted free agent on January 15, 2023.			

YEAR	TEAM	AVG	G	AB	R	H	2B	3B	HR	RBI	SH	SF	HBP	BB	SO	SB	CS	OBP	OPS
2023	DSL Twins	.269	46	145	27	39	7	3	5	32	0	2	5	22	52	10	1	.379	.462
Minor League Totals		.269	46	145	27	39	7	3	5	32	0	2	5	22	52	10	1	.379	.462

LUGO, LEONARDO ADEL

PITCHER

HEIGHT: 5-11

BATS: R

BORN: 9/11/2004 in Valencia, Venezuela

WEIGHT: 184

THROWS: R

RESIDES: --

SIGNED BY: --

SCHOOL: --

HOW OBTAINED: Signed as an undrafted free agent on January 19, 2022.

YEAR	TEAM	W-L	ERA	G	GS	CG	SHO	SV	IP	H	R	ER	HR	HB	BB	SO	WP	K/9	BAA
2022	DSL Twins	3-3	10.94	15	1	0	0	1	26.1	31	36	32	5	8	24	34	9	11.6	.290
2023	DSL Twins	0-5	7.33	10	2	0	0	0	27.0	34	28	22	2	10	20	22	14	7.3	.304
Minor League Totals		3-8	9.11	25	3	0	0	1	53.1	65	64	54	7	18	44	56	23	9.5	.297

MACHUCA, EIDER JOSE

PITCHER

HEIGHT: 6-2

BATS: R

BORN: 8/11/2004 in San Jose de Guanipa, Venezuela

WEIGHT: 248

THROWS: R

RESIDES: San Jose de Guanipa, Venezuela

SIGNED BY: --

SCHOOL: --

HOW OBTAINED: Signed as an undrafted free agent, May 29, 2021.

2022: Spent his first professional season with Rookie DSL Twins, going 0-2, 16.20 ERA (13.1 IP, 24 ER) with 25 walks and 23 strikeouts in 13 games (1 start).

YEAR	TEAM	W-L	ERA	G	GS	CG	SHO	SV	IP	H	R	ER	HR	HB	BB	SO	WP	K/9	BAA
2022	DSL Twins	0-2	16.20	13	1	0	0	0	13.1	20	27	24	1	0	25	23	13	15.5	.333
2023	DSL Twins	1-0	5.71	12	0	0	0	0	17.1	17	15	11	1	2	17	26	11	13.5	.246
Minor League Totals		1-2	10.27	25	1	0	0	0	30.2	37	42	35	1	2	42	49	24	14.4	.287

MACLEOD, CHRISTIAN FERGUSON

PITCHER

HEIGHT: 6-4

BATS: L

BORN: 4/12/2000 in Huntsville, AL

WEIGHT: 220

THROWS: L

RESIDES: Huntsville, AL

SIGNED BY: Matt Williams

SCHOOL: Mississippi State University

HOW OBTAINED: Selected by Twins in 5th round of 2021 First-Year Player Draft.

2023: Began season injured list and went on rehab assignment with Low-A Fort Myers, after missing all of 2022 season with injury...reinstated from rehab on May 28 and spent majority of season with High-A Cedar Rapids...2022: Missed entire season after undergoing left elbow surgery...**AMATEUR CAREER:** Pitched two seasons at Mississippi State University from 2020-21...2020: Named Co-National Freshman Player of the Year by Collegiate Baseball Newspaper and was a member of the publication's Freshman All-America team...earned third-team All-America accolades from Collegiate Baseball Newspaper...majored in Finance...**PERSONAL:** Attended Huntsville High School in Huntsville, AL where he lettered five times in baseball...named team captain as a senior...selected as team Most Valuable Pitcher as a junior and senior...two-time second-team All-America selection by Collegiate Baseball Newspaper, earning the honor as a junior and senior...selected first-team all-state as a junior and senior...earned first-team all-city as a junior and senior...named All-City Pitcher of the Year as a senior...son of former player Kevin MacLeod, who was selected by Athletics in 10th round of 1987 First-Year Player Draft.

YEAR	TEAM	W-L	ERA	G	GS	CG	SHO	SV	IP	H	R	ER	HR	HB	BB	SO	WP	K/9	BAA
2021	FCL Twins	0-0	0.00	1	0	0	0	0	1.2	1	0	0	0	0	2	5	0	27.0	.167
2022	Fort Myers	60-DAY INJURED LIST - DID NOT PLAY																	
2023	Fort Myers	0-0	3.38	2	2	0	0	0	5.1	1	2	2	0	0	6	8	2	13.5	.056
	Cedar Rapids	5-2	4.13	15	14	0	0	0	65.1	67	32	30	7	5	26	61	5	8.4	.267
Minor League Totals		5-2	3.98	18	16	0	0	0	72.1	69	34	32	7	5	34	74	7	9.2	.251

MALDONADO, CLEIBER JULIAN

PITCHER

HEIGHT: 6-1

BATS: L

BORN: 11/20/2003 in San Cristobal, Venezuela

WEIGHT: 203

THROWS: L

RESIDES: San Cristobal, Venezuela

SIGNED BY: --

SCHOOL: --

HOW OBTAINED: Signed as an undrafted free agent, January 15, 2021.

YEAR	TEAM	W-L	ERA	G	GS	CG	SHO	SV	IP	H	R	ER	HR	HB	BB	SO	WP	K/9	BAA
2021	DSL Twins	1-1	3.26	10	1	0	0	0	19.1	18	11	7	0	8	7	31	5	14.4	.247
2022	FCL Twins	2-1	3.54	9	2	0	0	0	20.1	18	13	8	2	0	11	18	1	8.0	.225
2023	FCL Twins	1-0	4.21	11	2	0	0	0	25.2	31	13	12	0	1	15	21	4	7.4	.295
Minor League Totals		4-2	3.72	30	5	0	0	0	65.1	67	37	27	2	9	33	70	10	9.6	.260

MANZUETA, DANIEL ESTEBAN

PITCHER

HEIGHT: 6-1

BATS: R

BORN: 2/2/2006 in Santo Domingo, DR

WEIGHT: 195

THROWS: R

RESIDES: --

SIGNED BY: Manuel Luciano

SCHOOL: --

HOW OBTAINED: Signed as an undrafted free agent on January 15, 2024.

MARCANO, RAFAEL ALFONSO

PITCHER

HEIGHT: 6-1

BATS: L

BORN: 4/20/2000 in Punta Cardon, Venezuela

WEIGHT: 209

THROWS: L

RESIDES: --

SIGNED BY: --

SCHOOL: --

HOW OBTAINED: Selected by Twins in 1st round of minor league phase of 2023 Rule 5 Draft.

YEAR	TEAM	W-L	ERA	G	GS	CG	SHO	SV	IP	H	R	ER	HR	HB	BB	SO	WP	K/9	BAA
2018	DSL Phillies White	1-0	1.35	9	1	0	0	0	13.1	10	3	2	0	1	6	11	1	7.4	.208
2019	GCL Phillies East	0-2	4.24	9	4	0	0	1	23.1	22	12	11	1	1	7	24	2	9.3	.242
2020	NO SEASON - DID NOT PLAY																		
2021	FCL Phillies	2-0	2.08	3	0	0	0	0	4.1	2	1	1	1	0	0	5	0	10.4	.133
	Clearwater	1-3	3.76	17	8	0	0	0	52.2	53	26	22	4	4	27	67	8	11.4	.259
2022	Clearwater	1-4	3.80	7	3	0	0	0	21.1	25	14	9	0	1	9	26	1	11	.284
	Jersey Shore	1-5	5.82	10	10	0	0	0	43.1	45	31	28	5	3	22	47	2	9.8	.268

MINOR LEAGUES

Marcano continued...

2023 Jersey Shore	5-6	3.95	23	20	0	0	0	93.1	85	43	41	7	4	42	97	6	9.4	.248
Minor League Totals	11-20	4.08	78	46	0	0	1	251.2	242	130	114	18	14	113	277	20	9.9	.253

MARTINEZ, YOHANDER **INFIELDER**

HEIGHT: 5-10	BATS: R	BORN: 1/8/2002 in Caracas, Venezuela																
WEIGHT: 175	THROWS: R	RESIDES: Caracas, Venezuela																
SIGNED BY: --	SCHOOL: --																	
HOW OBTAINED: Claimed off waivers from Houston in the AAA phase of the 2022 Rule 5 Draft.																		
YEAR TEAM	AVG	G	AB	R	H	2B	3B	HR	RBI	SH	SF	HBP	BB	SO	SB	CS	OBP	OPS
2019 DSL Astros	.313	66	214	36	67	6	3	1	25	0	0	8	40	27	19	11	.439	.822
2020			NO SEASON - DID NOT PLAY															
2021 Fayetteville	.265	44	132	16	35	1	0	1	21	0	2	4	27	32	4	3	.400	.695
2022 Astros Blue	.235	46	136	18	32	0	1	2	19	0	2	9	30	22	5	5	.401	.695
2023 Fort Myers	.262	48	126	21	33	5	0	2	21	0	2	5	28	35	1	2	.410	.759
Minor League Totals	.275	204	608	91	167	12	4	6	86	0	6	26	125	116	29	21	.417	.751

MATOS, EWING **OUTFIELDER**

HEIGHT: 6-2	BATS: R	BORN: 5/22/2006 in Dominican Republic																
WEIGHT: 189	THROWS: R	RESIDES: --																
SIGNED BY: Luis Lajara	SCHOOL: --																	
HOW OBTAINED: Signed as an undrafted free agent on January 15, 2023.																		
YEAR TEAM	AVG	G	AB	R	H	2B	3B	HR	RBI	SH	SF	HBP	BB	SO	SB	CS	OBP	OPS
2023 DSL Twins	.242	39	128	21	31	8	2	1	15	0	2	5	8	47	5	2	.308	.667
Minor League Totals	.242	39	128	21	31	8	2	1	15	0	2	5	8	47	5	2	.308	.667

MATTHEWS, DANIEL ZEBULON (ZEBBY) **PITCHER**

HEIGHT: 6-5	BATS: R	BORN: 5/22/2000 in Cullowhee, NC																
WEIGHT: 245	THROWS: R	RESIDES: Cullowhee, NC																
SIGNED BY: Ty Dawson	SCHOOL: Western Carolina																	
HOW OBTAINED: Selected by Twins in 8th round of 2022 First-Year Player Draft.																		
2024: Enters 2024 as No. 15 prospect in Twins system per <i>Baseball America</i> and No. 24 per MLB.com...also named as having the best fastball and best control among all Twins minor leaguers by <i>Baseball America</i> . 2023: Split the season between Low-A Fort Myers and High-A Cedar Rapids...his 112 strikeouts between the two levels ranked sixth among all Twins minor league pitchers and his seven wins were tied for fourth most; also tied for fifth in innings pitched (105.1)...posted a 4.91 ERA (3.2 IP, 2 ER), one walk, four strikeouts and a .154 opponent batting average in one appearance for the Kernels in the playoffs.																		
YEAR TEAM	W-L	ERA	G	GS	CG	SHO	SV	IP	H	R	ER	HR	HB	BB	SO	WP	K/9	BAA
2022 FCL Twins	0-0	0.00	1	0	0	0	0	1.0	1	0	0	0	0	0	2	0	18.0	.250
Fort Myers	0-0	0.00	1	0	0	0	0	2.0	0	0	0	0	0	4	0	18.0	.000	
2023 Fort Myers	3-1	2.56	8	7	0	0	0	38.2	31	15	11	1	0	5	53	2	12.3	.217
Cedar Rapids	4-2	4.59	14	13	0	0	0	66.2	65	35	34	13	1	10	59	3	8.0	.248
Minor League Totals	7-3	3.74	24	20	0	0	0	108.1	97	50	45	14	1	15	118	5	9.8	.234

MCCUSKER, CARSON MICHAEL **OUTFIELDER**

HEIGHT: 6-8	BATS: R	BORN: 5/22/1998 in Sparks, NV																
WEIGHT: 249	THROWS: R	RESIDES: --																
SIGNED BY: --	SCHOOL: Oklahoma State University																	
HOW OBTAINED: Signed as minor league free agent on June 29, 2023.																		
YEAR TEAM	AVG	G	AB	R	H	2B	3B	HR	RBI	SH	SF	HBP	BB	SO	SB	CS	OBP	OPS
2023 Fort Myers	.286	25	98	15	28	2	0	7	18	0	0	0	10	38	0	0	.352	.872
Cedar Rapids	.237	21	76	13	18	4	0	7	18	0	0	1	5	32	0	0	.293	.859
Minor League Totals	.264	46	174	28	46	6	0	14	36	0	0	0	15	70	0	0	.326	.866

MCMAHON, HUNTER KEATON **PITCHER**

HEIGHT: 6-3	BATS: R	BORN: 4/9/1998 in Kansas City, MO
WEIGHT: 194	THROWS: R	RESIDES: Kansas City, MO
SIGNED BY:	SCHOOL: Texas State University	
HOW OBTAINED: Trade with Washington in exchange for RHP Ryne Harper, January 29, 2020.		
2023: Split the season between Double-A Wichita and Triple-A St. Paul...his 47 total games ranked second among all Twins minor league pitchers...2022: Split the season between Low-A Fort Myers, High-A Cedar Rapids and Double-A Wichita, going 4-2, 2.81 ERA (73.2 IP, 23 ER) with 16 walks and 76 strikeouts in 43 games (one start)...2021: Split the season between Rookie FCL Twins and Low-A Fort Myers, going 1-1, 2.70 ERA (20.0 IP, 6 ER) with four walks and 24 strikeouts in five games (3 starts)...2020: Acquired by the Twins from Washington in exchange for RHP Ryne Harper on January 29...the 2020 minor league season was cancelled due to COVID-19...2019: Made his professional debut on June 24 with the GCL Nationals, after being selected by Washington in the ninth round of the draft...pitched 2.0 scoreless innings (1 H, 1 K) in his debut, and appeared once more in the GCL before being transferred to Low-A Auburn on July 2...six of his seven appearances with the Doubledays were scoreless, and he struck out multiple batters in each of his last five (11 K)...AMATEUR: Pitched one season at Texas State University, going 5-5 with a 4.72 ERA (87.2 IP, 46 ER), 31 walks and 71 strikeouts in 17 appearances (14 starts)...transferred to Texas State from Coffeyville Community College (KS), where he went 2-5 with a 6.63 ERA (36.2 IP, 27 ER) in one season with the Red Rave...PERSONAL: Attended Staley High School in Kansas City, MO.		

McMahon continued...

YEAR	TEAM	W-L	ERA	G	GS	CG	SHO	SV	IP	H	R	ER	HR	HB	BB	SO	WP	K/9	BAA
2019	GCL Nationals	2-0	0.00	2	0	0	0	0	4.2	4	1	0	0	1	0	4	0	7.7	.235
	<i> </i> Auburn	0-1	1.13	7	0	0	0	2	8.0	5	1	1	0	0	2	14	0	15.8	.185
2020																			
NO SEASON - DID NOT PLAY																			
2021	FCL Twins	0-0	0.00	1	1	0	0	0	2.0	1	0	0	0	0	0	4	0	18.0	.143
	<i> </i> Fort Myers	1-1	3.00	4	2	0	0	0	18.0	16	6	6	0	1	4	20	1	10.0	.229
2022	Fort Myers	1-0	2.23	20	0	0	0	5	32.1	20	8	8	5	1	8	36	0	10.0	.182
	<i> </i> Cedar Rapids	3-0	1.19	19	1	0	0	2	37.2	21	8	5	1	2	4	36	0	8.6	.162
	<i> </i> Wichita	0-2	24.55	4	0	0	0	0	3.2	9	11	10	2	0	4	4	1	9.8	.450
2023	Wichita	2-1	6.71	40	0	0	0	4	60.1	65	50	45	9	7	19	57	5	8.5	.277
	<i> </i> St. Paul	0-1	1.59	7	2	0	0	0	11.1	10	10	4	2	0	6	7	0	5.6	.233
Minor League Totals		9-6	3.89	104	6	0	0	13	178.0	151	89	77	17	12	47	182	7	9.2	.229

MEDINA, ALVER

INFIELDER

HEIGHT: 5-11

BATS: R

BORN: 2/11/2007 in San Pedro de Macoris, Dominican Republic

WEIGHT: 167

THROWS: R

RESIDES: --

SIGNED BY: Samuel Pimentel

SCHOOL: --

HOW OBTAINED: Signed as an undrafted free agent, January 15, 2024.

MEDINA, BRAYAN

PITCHER

HEIGHT: 6-1

BATS: R

BORN: 10/6/2002 in Ciudad Bolivar, Venezuela

WEIGHT: 195

THROWS: R

RESIDES: --

SIGNED BY: --

SCHOOL: --

HOW OBTAINED: Trade with San Diego on April 21, 2022 (as PTBNL in earlier trade).

YEAR	TEAM	W-L	ERA	G	GS	CG	SHO	SV	IP	H	R	ER	HR	HB	BB	SO	WP	K/9	BAA
2021	DSL Padres	0-2	3.77	11	10	0	0	0	28.2	22	15	12	1	2	21	42	5	13.2	.202
	<i> </i> ACL Padres	0-1	18.00	3	2	0	0	0	5.0	11	11	10	3	0	3	7	4	12.6	.423
2022	FCL Twins	1-0	6.46	10	7	0	0	0	23.2	19	21	17	1	2	20	24	5	9.1	.216
2023	FCL Twins	2-2	4.82	9	8	0	0	0	37.1	30	25	20	1	5	19	24	6	5.8	.189
Minor League Totals		3-5	5.61	33	27	0	0	0	94.2	82	72	59	6	9	63	97	20	9.2	.227

MELENDEZ, JUAN CARLOS

PITCHER

HEIGHT: 6-4

BATS: R

BORN: 10/18/1998 in Santo Domingo, DR

WEIGHT: 272

THROWS: R

RESIDES: Dominican Republic

SIGNED BY: --

SCHOOL: --

HOW OBTAINED: Signed as an undrafted free agent on July 21, 2020.

YEAR	TEAM	W-L	ERA	G	GS	CG	SHO	SV	IP	H	R	ER	HR	HB	BB	SO	WP	K/9	BAA
2021	FCL Twins	2-3	3.58	12	5	0	0	1	27.2	21	13	11	2	2	14	37	6	12.0	.196
2022	Fort Myers	3-4	5.05	32	0	0	0	3	46.1	35	28	26	4	2	31	58	8	11.3	.211
2023	Fort Myers	2-5	4.89	34	0	0	0	1	46.0	31	26	25	8	4	31	66	12	12.9	.189
Minor League Totals		7-12	4.65	78	5	0	0	5	120.0	87	67	62	14	8	76	161	26	12.1	.199

MERCEDES, JUAN ALEXANDER

PITCHER

HEIGHT: 5-10

BATS: R

BORN: 1/7/2002 in La Romana, DR

WEIGHT: 205

THROWS: R

RESIDES: Dominican Republic

SIGNED BY: --

SCHOOL: --

HOW OBTAINED: Signed as an undrafted free agent on May 25, 2022.

YEAR	TEAM	W-L	ERA	G	GS	CG	SHO	SV	IP	H	R	ER	HR	HB	BB	SO	WP	K/9	BAA
2022	DSL Twins	1-0	5.51	12	1	0	0	1	16.1	15	18	10	5	1	16	26	3	14.3	.231
2023	FCL Twins	1-0	1.17	5	0	0	0	0	15.1	8	2	2	0	0	4	25	2	14.7	.151
	<i> </i> Fort Myers	2-1	5.61	8	6	0	0	0	25.2	30	20	16	3	2	14	21	2	7.4	.294
Minor League Totals		4-1	4.40	25	7	0	0	1	57.1	53	40	28	8	3	34	72	7	11.3	.241

MERCEDES, YASSER

OUTFIELDER

HEIGHT: 6-2

BATS: R

BORN: 11/16/2004 in Rio Piedras, PR

WEIGHT: 217

THROWS: R

RESIDES: Nizao, DR

SIGNED BY: Fred Guerrero

SCHOOL: --

HOW OBTAINED: Signed as an undrafted free agent on January 15, 2021.

2024: Ranked as 22nd-best prospect in Twins system per MLB.com, entering 2024...also 19th-best prospect in organization by *Baseball America*...2023: Ranked as 15th-best prospect in Twins system by MLB.com, entering 2023.

YEAR	TEAM	AVG	G	AB	R	H	2B	3B	HR	RBI	SH	SF	HBP	BB	SO	SB	CS	OBP	OPS
2022	DSL Twins	.355	41	155	34	55	13	3	4	20	0	2	1	18	35	30	5	420	.975
2023	FCL Twins	.196	25	97	14	19	4	1	4	17	0	1	2	6	23	6	1	248	.629
Minor League Totals		.294	66	252	48	74	17	4	8	37	0	3	3	24	58	36	6	356	.844

MINOR LEAGUES

MICHEL, FREDY

INFIELDER

HEIGHT: 5-10
WEIGHT: 196
SIGNED BY: --

BATS: S
THROWS: R
SCHOOL: --

BORN: 7/10/2004 in San Pedro de Macoris, DR
RESIDES: San Pedro de Macoris, DR

HOW OBTAINED: Signed as an undrafted free agent, June 4, 2021.

YEAR	TEAM	AVG	G	AB	R	H	2B	3B	HR	RBI	SH	SF	HBP	BB	SO	SB	CS	OBP	OPS
2021	DSL Twins	.175	43	137	24	24	5	4	0	17	0	1	10	18	62	18	7	.313	.583
2022	FCL Twins	.163	40	129	21	21	3	0	2	7	0	0	3	26	59	15	6	.317	.549
2023	FCL Twins	.152	22	46	12	7	1	0	1	5	0	0	5	8	18	3	9	.339	.578
Minor League Totals		.167	105	312	57	52	9	4	3	29	0	1	18	52	139	36	13	.319	.569

MINEO, RICHARD ANTHONY (RICKY)

PITCHER

HEIGHT: 6-5
WEIGHT: 235
SIGNED BY: --

BATS: R
THROWS: R
SCHOOL: Slippery Rock (PA)

BORN: 8/22/2000 in Slippery Rock, PA
RESIDES: Slippery Rock, PA

HOW OBTAINED: Signed as an undrafted free agent, August 10, 2022.

YEAR	TEAM	W-L	ERA	G	GS	CG	SHO	SV	IP	H	R	ER	HR	HB	BB	SO	WP	K/9	BAA
2022	FCL Twins	0-0	0.00	1	0	0	0	0	1.0	0	0	0	0	0	0	1	0	9.0	.000
2023	Fort Myers	1-1	5.21	11	0	0	0	0	19.0	14	12	11	2	4	15	23	21	10.9	.209
Minor League Totals		1-1	4.95	12	0	0	0	0	20.0	14	12	11	2	4	15	24	2	10.8	.200

MONSALVE, FABIAN

PITCHER

HEIGHT: 6-0
WEIGHT: 183
SIGNED BY: --

BATS: R
THROWS: R
SCHOOL: --

BORN: 3/4/2005 in Higuero, Venezuela
RESIDES: --

HOW OBTAINED: Signed as an undrafted free agent on August 11, 2022.

YEAR	TEAM	W-L	ERA	G	GS	CG	SHO	SV	IP	H	R	ER	HR	HB	BB	SO	WP	K/9	BAA
2023	DSL Twins	0-0	19.64	2	0	0	0	0	3.2	7	10	8	1	0	7	3	2	7.4	.412
Minor League Totals		0-0	19.64	2	0	0	0	0	3.2	7	10	8	1	0	7	3	2	7.4	.412

MOONEY, SEAN MICHAEL

PITCHER

HEIGHT: 6-1
WEIGHT: 196
SIGNED BY: John Wilson

BATS: R
THROWS: R
SCHOOL: St. John's University (NY)

BORN: 1/11/1998 in Somers Point, NJ
RESIDES: Marmora, NJ

HOW OBTAINED: Selected by Twins in 12th round of 2019 First-Year Player Draft.

2023: Ranked as 28th-best prospect in Twins system by MLB.com, entering 2023. 2022: Spent the season with High-A Cedar Rapids, going 2-3, 3.30 ERA (60.0 IP, 22 ER) with 30 walks and 82 strikeouts in 18 games (12 starts)...2021: Split the season between Low-A Fort Myers and High-A Cedar Rapids, going 0-2, 2.79 ERA (42.0 IP, 13 ER) with 23 walks and 71 strikeouts in 13 games (12 starts)...2020: The 2020 minor league season was canceled due to Covid-19...2019: Was out of commission for the final month and a half of his college season and was not available to pitch professionally after undergoing Tommy John surgery...PERSONAL: Instagram: @seanmooney___. X: @seanmooney34...is the oldest of five children...favorite athlete is Derek Jeter...AMATEUR CAREER: Made 41 appearances (38 starts) over three seasons with St. John's University, combining to go 21-6 with a 2.13 ERA (244.2 IP, 58 ER)...one of only three pitchers in St. John's history alongside Frank Viola and George Brown to win at least 21 games with six or fewer losses... tied for fifth on the Red Storm career strikeouts list with 249.

YEAR	TEAM	W-L	ERA	G	GS	CG	SHO	SV	IP	H	R	ER	HR	HB	BB	SO	WP	K/9	BAA
2019	DID NOT PLAY - INJURED																		
2020	DID NOT PLAY - NO SEASON																		
2021	Fort Myers	0-1	1.24	10	9	0	0	0	29.0	14	8	4	1	2	17	52	3	16.1	.140
	Cedar Rapids	0-1	6.23	3	3	0	0	0	13.0	8	9	9	1	2	6	19	0	13.2	.167
2022	Cedar Rapids	2-3	3.30	18	12	0	0	0	60.0	45	29	22	7	2	30	82	4	12.3	.205
2023	FCL Twins	0-0	0.00	2	1	0	0	0	2.0	1	0	0	0	0	4	0	18.0	.143	
	Fort Myers	0-0	0.00	2	0	0	0	0	2.0	0	0	0	0	0	1	4	1	18.0	.000
	Wichita	0-1	8.31	5	2	0	0	0	4.1	5	5	4	2	0	4	5	1	10.4	.263
Minor League Totals		2-6	3.18	40	27	0	0	0	110.1	73	51	39	11	6	58	166	9	13.5	.183

MORALES, JEFERSON DANIEL

CATCHER

HEIGHT: 5-8
WEIGHT: 170
SIGNED BY: Oswaldo Troconis

BATS: R
THROWS: R
SCHOOL: --

BORN: 5/13/1999 in La Victoria, Venezuela
RESIDES: La Victoria, Venezuela

HOW OBTAINED: Signed as an undrafted free agent, October 6, 2016.

2023: Spent entire season with High-A Cedar Rapids...appeared in three of the Kernels' Postseason games, homering while driving in three runs and walking twice...2022: Split the season between Rookie FCL Twins and High-A Cedar Rapids, batting .208 (52-for-250) with 11 doubles, two triples, eight home runs, 35 RBI, 24 walks and five stolen bases in 72 games...2021: Split the season between Low-A Fort Myers and High-A Cedar Rapids, batting a combined .255 (84-for-329) with 24 doubles, 12 home runs, 53 RBI, 12 stolen bases and 54 runs scored in 96 games...named the winner of the Harmon Killebrew award representing Low-A Fort Myers; was recognized by the Mighty Mussels front office as a player who went above and beyond regarding fan interaction during the season...named catcher on Twins MLB.com organizational All-Star team...2020: The 2020 minor league season was cancelled due to COVID-19...2019: Spent the entire season with the GCL Twins, hitting a career-high three home runs...recorded a career-high four RBI on July 31 at Bradenton...2018: Began professional career with DSL Twins...ranked third in the league in on-base percentage and seventh in OPS...led the team in on-base percentage and tied for third on the team in triples...named a DSL Midseason All-Star.

YEAR	TEAM	AVG	G	AB	R	H	2B	3B	HR	RBI	SH	SF	HBP	BB	SO	SB	CS	OBP	OPS
2017	DID NOT PLAY - INJURED (right knee)																		
2018	DSL Twins	.303	53	178	44	54	15	6	1	22	0	0	13	41	29	17	11	.466	.937
2019	GCL Twins	.236	36	110	24	26	7	3	3	16	0	0	4	20	18	0	1	.373	.809
2020	NO SEASON - DID NOT PLAY																		

Morales continued...

2021	Fort Myers	.237	71	236	43	56	19	0	7	31	0	2	12	42	52	12	2	.377	.784
	Cedar Rapids	.301	25	93	11	28	5	0	5	22	0	0	2	5	20	0	1	.350	.866
2022	FCL Twins	.222	3	9	1	2	0	0	1	4	0	0	0	1	2	0	0	.300	.856
	Cedar Rapids	.207	69	241	33	50	11	2	7	31	0	5	13	23	71	5	1	.305	.662
2023	Cedar Rapids	.262	52	168	32	44	10	2	6	22	0	1	4	27	41	6	1	.375	.827
Minor League Totals		.251	309	1035	188	260	67	13	30	148	0	8	48	159	233	40	17	.374	.802

MORAN, JOVANI

PITCHER

See Pages 152-153

MORENO, DANNY ALEXANDER

PITCHER

HEIGHT: 6-1

BATS: R

BORN: 10/10/1999 in Higuero, Venezuela

WEIGHT: 265

THROWS: R

RESIDES: Buroz, Venezuela

SIGNED BY: Jose Leon

SCHOOL: - -

HOW OBTAINED: Signed as an undrafted free agent, July 3, 2017.

2023: Spent entire season with Low-A Fort Myers...2022: Spent the season with Rookie FCL Twins, going 0-2, 5.76 ERA (25.0 IP, 16 ER) with nine walks and 21 strikeouts in 15 games...2021: Spent the season with Rookie FCL Twins, going 1-2, 7.54 ERA (22.2 IP, 19 ER) with 18 walks and 21 strikeouts in 15 games...2020: Earned his high school equivalency diploma on January 29 after a two-year course of study to become part of the second graduating class of the Twins' baseball academy in the Dominican Republic...the 2020 minor league season was cancelled due to COVID-19...2019: Only appeared in two games for the GCL Twins...did not surrender an earned run in 2.0 innings, striking out one and walking none...2018: Pitched to a 1.14 ERA (23.2 IP, 3 ER) in 18 games (1 start) for the DSL Twins...16 of his 18 appearances were scoreless...led team in saves (7) and WHIP (0.72)...2017: Signed as an undrafted free agent on July 3.

YEAR	TEAM	W-L	ERA	G	GS	CG	SH	SV	IP	H	R	ER	HR	HB	BB	SO	WP	K/9	BAA
2018	DSL Twins	0-0	1.14	18	1	0	0	7	23.2	13	4	3	0	3	4	21	4	8.0	.157
2019	GCL Twins	1-0	0.00	2	0	0	0	0	2.0	2	0	0	0	1	0	1	0	4.5	.286
2020		NO SEASON - DID NOT PLAY																	
2021	FCL Twins	1-2	7.54	15	0	0	0	0	22.2	23	22	19	0	4	18	21	5	8.3	.256
2022	FCL Twins	0-2	5.76	15	0	0	0	2	25.0	32	25	16	0	4	9	21	2	7.6	.305
2023	Fort Myers	2-2	5.40	30	0	0	0	0	46.2	49	33	28	4	7	26	39	8	7.5	.268
Minor League Totals		4-6	4.95	80	1	0	0	9	120.0	119	84	66	4	19	57	103	19	7.7	.254

MORRIS, ANDREW BURKE

PITCHER

HEIGHT: 6-0

BATS: R

BORN: 9/1/2001 in Manhattan, NY

WEIGHT: 186

THROWS: R

RESIDES: Boulder, CO

SIGNED BY: Trevor Brown

SCHOOL: Texas Tech University

HOW OBTAINED: Selected by the Twins in the 4th round (114th overall) of the 2022 First-Year Player draft.

2023: Split season between Low-A Fort Myers and High-A Cedar Rapids, going 8-2, 2.88 ERA (84.1 IP, 27 ER) with 19 walks and 79 strikeouts in 18 games (17 starts)...named Twins minor league Pitcher of the Week on September 24 while with the Kernels.

YEAR	TEAM	W-L	ERA	G	GS	CG	SHO	SV	IP	H	R	ER	HR	HB	BB	SO	WP	K/9	BAA
2022	FCL Twins	0-0	0.00	1	0	0	0	0	1.0	0	0	0	0	0	1	0	9.0	.000	
2023	Fort Myers	3-1	2.59	11	10	0	0	0	48.2	40	19	14	2	2	11	51	4	9.4	.216
	Cedar Rapids	5-1	3.28	7	7	0	0	0	35.2	46	15	13	2	0	8	28	1	7.1	.313
Minor League Totals		8-2	2.85	19	17	0	0	0	85.1	86	34	27	4	2	19	80	5	8.4	.257

NARVAEZ, ANTHONY EDUARDO

PITCHER

HEIGHT: 6-1

BATS: R

BORN: 7/30/2003 in Porlamar, Venezuela

WEIGHT: 220

THROWS: R

RESIDES: - -

SIGNED BY: - -

SCHOOL: - -

HOW OBTAINED: Signed as an undrafted free agent on March 18, 2022.

2023: Missed the entire minor league season with a right forearm strain.

YEAR	TEAM	W-L	ERA	G	GS	CG	SH	SV	IP	H	R	ER	HR	HB	BB	SO	WP	K/9	BAA
2022	DSL Twins	2-0	3.62	11	4	0	0	1	27.1	26	15	11	0	0	10	39	3	12.8	.245
2023		INJURED - DID NOT PLAY																	
Minor League Totals		2-0	3.62	11	4	0	0	1	27.1	26	15	11	0	0	10	39	3	12.8	.245

NEUSE, DYLAN

OUTFIELDER

HEIGHT: 5-10

BATS: R

BORN: 12/22/1998 in La Grange, TX

WEIGHT: 173

THROWS: R

RESIDES: Fort Worth, TX

SIGNED BY: Trevor Brown

SCHOOL: Texas Tech University

HOW OBTAINED: Selected by the Twins in the 17th round of the 2021 First-Year Player Draft.

2023: Spent the season with Low-A Fort Myers, batting .255 (65-for-255) with 13 doubles, four triples, three home runs, 33 RBI, 34 runs scored, 45 walks, 12 stolen bases and a .739 OPS in 79 games...named best outfield arm in Twins organization by *Baseball America* entering 2023...2022: Split the season between Low-A Fort Myers and High-A Cedar Rapids, batting .188 (52-for-276) with seven doubles, five home runs, 23 RBI, 40 walks, 40 runs scored and 13 stolen bases in 92 games...**AMATEUR CAREER:** Played three seasons collegiately at Texas Tech University from 2019-21 and one season at McLennan CC in 2018...played in the Cape Cod League with Harwich during Summer of 2019...**PERSONAL:** Attended Fossil Ridge High School in Fort Worth, TX...ranked as a top-50 prospect in the State of Texas coming out of high school...as a senior, named 2017 District 3-6A MVP, TSWA 6A All-State First Team as a RHP, TSWA All-State honorable mention as a shortstop and TBCA 6A All-State Second Team as a shortstop...as a junior, named 2016 District 5-6A Offensive MVP and TBCA 6A All-State Third Team...First Team All-District 5-6A as a sophomore...District 4-5A Freshman MVP in 2014...a two-sport athlete that was named Second Team All-District as a wide receiver for the football team as a sophomore.

MINOR LEAGUES

Neuse continued...

YEAR	TEAM	AVG	G	AB	R	H	2B	3B	HR	RBI	SH	SF	HBP	BB	SO	SB	CS	OBP	OPS
2022	Fort Myers	.211	31	90	15	19	3	0	2	6	0	0	1	15	25	2	4	.330	.641
	Cedar Rapids	.177	61	186	25	33	4	0	3	17	0	0	3	25	57	11	1	.285	.532
2023	Fort Myers	.255	79	255	34	65	13	4	3	33	1	6	3	45	57	12	5	.366	.739
Minor League Totals		.220	171	531	74	117	20	4	8	56	1	6	7	85	139	25	10	.332	.650

NIGRO, FRANK ANTHONY

CATCHER

HEIGHT: 6-4 BATS: R BORN: 8/1/1997 in Stony Point, NY
 WEIGHT: 213 THROWS: R RESIDES: Stony Point, NY
 SIGNED BY: -- SCHOOL: Wilmington University (New Castle, DE)
 HOW OBTAINED: Signed as a minor league free agent, April 5, 2021.

2023: Split the season between Rookie FCL Twins, Low-A Fort Myers and Double-A Wichita, batting .122 (9-for-74) with three doubles, one home run, two RBI, 6 runs scored, 13 walks and one stolen base in 30 games...2022: Split the season between Rookie FCL Twins, Low-A Fort Myers, High-A Cedar Rapids and Triple-A St. Paul, batting .176 (6-for-34) with one RBI, 11 walks, three runs scored and two stolen bases in 18 games...named winner of the Harmon Killebrew Award representing St. Paul, described as the "unsung hero" of the Saints' player-related community service initiatives...2021: Spent the season with FCL Twins, batting .120 (3-for-25) with three RBI, three walks and one run scored in 16 games...2020: Played Independent ball with Rockland in the All-American Baseball Challenge and Baseball Resume in the Liberation League...2019: Played Indy ball with High Point in the Atlantic League...AMATEUR CAREER: Played four seasons collegiately at Wilmington University from 2016-19...played Summer ball in the Cal Ripken Collegiate Baseball League in 2018...was a four-year letter winner at Don Bosco Prep.

YEAR	TEAM	AVG	G	AB	R	H	2B	3B	HR	RBI	SH	SF	HBP	BB	SO	SB	CS	OBP	OPS
2021	FCL Twins	.120	16	25	1	3	0	0	0	3	1	0	1	3	12	0	0	.241	.361
2022	FCL Twins	.111	5	9	1	1	0	0	0	0	0	0	0	3	5	1	0	.333	.444
	Fort Myers	.125	4	8	1	1	0	0	0	0	0	0	0	6	6	1	1	.500	.625
	Cedar Rapids	.286	4	7	0	2	0	0	0	1	0	0	0	2	2	0	0	.444	.730
	St. Paul	.200	5	10	1	2	0	0	0	0	1	0	0	0	7	0	0	.200	.400
2023	FCL Twins	.171	14	35	4	6	2	0	1	2	0	0	3	4	12	0	1	.310	.624
	Fort Myers	.067	13	30	1	2	1	0	0	0	0	0	0	7	10	1	0	.243	.343
	Wichita	.111	3	9	1	1	0	0	0	0	0	0	0	2	4	0	0	.273	.384
Minor League Totals		.135	64	133	10	18	3	0	1	6	2	0	4	27	58	3	2	.299	.479

NOBLE, JACKSON GREGORY (JACK)

PITCHER

HEIGHT: 6-1 BATS: R BORN: 4/2/2000 in Fullerton, CA
 WEIGHT: 204 THROWS: R RESIDES: Fullerton, CA
 SIGNED BY: -- SCHOOL: California State University, Long Beach
 HOW OBTAINED: Signed as an undrafted free agent, August 10, 2022.

YEAR	TEAM	W-L	ERA	G	GS	CG	SHO	SV	IP	H	R	ER	HR	HB	BB	SO	WP	K/9	BAA
2022	FCL Twins	1-0	0.00	2	0	0	0	0	2.0	3	0	0	0	0	1	3	0	13.5	.333
2023	FCL Twins	2-0	1.72	3	3	0	0	0	15.2	12	3	3	0	0	7	20	2	11.5	.218
	Fort Myers	2-2	3.38	10	9	0	0	0	50.2	38	21	19	4	7	23	43	2	7.6	.211
Minor League Totals		5-2	2.90	15	12	0	0	0	68.1	53	24	22	4	7	31	66	4	8.7	.217

NOVA, ANDERSON

OUTFIELDER

HEIGHT: 6-0 BATS: L BORN: 2/14/2005 in Santo Domingo, Dominican Republic
 WEIGHT: 211 THROWS: L RESIDES: Santo Domingo, Dominican Republic
 SIGNED BY: Fred Guerrero SCHOOL: --
 HOW OBTAINED: Signed as an undrafted free agent on January 16, 2022.

YEAR	TEAM	AVG	G	AB	R	H	2B	3B	HR	RBI	SH	SF	HBP	BB	SO	SB	CS	OBP	OPS
2022	DSL Twins	.355	40	124	20	44	8	2	1	19	0	1	3	21	26	1	3	.456	.932
2023	FCL Twins	.200	30	85	8	17	5	0	1	13	0	0	2	16	32	0	1	.340	.634
Minor League Totals		.292	70	209	28	61	13	2	2	32	0	1	5	37	58	1	4	.409	.811

NOWLIN, JAYLEN ALEXANDER

PITCHER

HEIGHT: 6-1 BATS: L BORN: 1/29/2001 in Atlanta, GA
 WEIGHT: 209 THROWS: L RESIDES: --
 SIGNED BY: Jack Powell SCHOOL: Chipola College (FL)
 HOW OBTAINED: Selected by Twins in 19th round of 2021 First-Year Player Draft.

2023: Ranked as 30th-best prospect in Twins system entering 2023, by MLB.com...split the season between High-A Cedar Rapids and Double-A Wichita, going 6-7, 4.44 ERA (105.1 IP, 52 ER) with 45 walks and 114 strikeouts in 24 games (20 starts)...named 2023 MiLB.com Organization All-Star...ranked fourth among all Twins minor leaguers in strikeouts (114), tied for fourth in games started (20) and tied for fifth in innings pitched (105.1).

YEAR	TEAM	W-L	ERA	G	GS	CG	SHO	SV	IP	H	R	ER	HR	HB	BB	SO	WP	K/9	BAA
2022	DSL Twins	0-1	81.00	1	0	0	0	0	0.1	2	4	3	0	0	2	1	2	27.0	.667
2022	Fort Myers	4-3	3.65	19	11	0	0	0	56.2	47	25	23	2	4	29	89	6	14.1	.221
	Cedar Rapids	1-1	4.40	3	3	0	0	0	14.1	13	7	7	2	0	7	22	4	13.8	.241
2023	Cedar Rapids	3-6	4.79	15	13	0	0	0	67.2	69	40	36	11	9	23	79	9	10.5	.260
	Wichita	3-1	3.82	9	7	0	0	0	37.2	31	21	16	4	8	22	35	8	8.4	.230
Minor League Totals		11-12	4.33	47	34	0	0	0	176.2	162	97	85	19	21	83	226	29	11.5	.242

NUNEZ, IRVIN

CATCHER

HEIGHT: 5-10

BATS: R

BORN: 2/21/2006 in Guacarna, Venezuela

WEIGHT: 200

THROWS: R

RESIDES: --

SIGNED BY: --

SCHOOL: --

HOW OBTAINED: Signed as an undrafted free agent, September 8, 2023.

OHL, PIERSON BLAINE

PITCHER

HEIGHT: 6-1

BATS: R

BORN: 9/10/1999 in Simi Valley, CA

WEIGHT: 211

THROWS: R

RESIDES: --

SIGNED BY: Andrew Ayers

SCHOOL: Grand Canyon University

HOW OBTAINED: Selected by Twins in 14th round of 2021 First-Year Player Draft.

2023: Split the season between High-A Cedar Rapids and Double-A Wichita, going 9-7, 3.32 ERA (127.1 IP, 47 ER) with 18 walks and 115 strikeouts in 24 games (21 starts)...named Twins minor league Pitcher of the Week on August 6...ranked first among all Twins minor leaguers in innings pitched (127.1), tied for first in wins (9), tied for third in strikeouts (115) and tied for fourth in games started (21)...was one of four Twins minor league pitchers to throw a complete game...named Texas League Pitcher of the Month on August and TL Postseason All-Star...**2022:** Spent the season with Low-A Fort Myers, going 6-7, 3.53 ERA (91.2 IP, 36 ER) with 13 walks and 101 strikeouts in 20 games (18 starts)...**2021:** Named a Second-Team All-American by Collegiate Baseball Newspaper, GCU's first D-I All-American...won the WAC Pitcher of the Year – the first by a Lopes player – while earning a spot on the All-WAC first team as a starting pitcher...named the WAC Tournament MVP...**2019:** Named a Freshman All-American by Collegiate Baseball...played for San Luis Obispo Blues in the 2019 California Collegiate Summer League...**AMATEUR CAREER:** Played three seasons collegately for Grand Canyon University from 2019-21...**PERSONAL:** Attended Grace Brethren High School in Simi Valley, CA...as a senior, was named Team MVP, First-Team All-League, All-League MVP, First Team all-county, First Team All-CIF, Second Team All-State.

YEAR	TEAM	W-L	ERA	G	GS	CG	SHO	SV	IP	H	R	ER	HR	HB	BB	SO	WP	K/9	BAA
2021	FCL Twins	0-0	16.20	1	0	0	0	0	1.2	5	3	3	1	0	0	1	1	5.4	.500
2022	Fort Myers	6-7	3.53	20	18	0	0	0	91.2	95	41	36	5	5	13	101	6	9.9	.268
2023	Cedar Rapids	2-4	4.69	8	7	1	0	0	40.1	47	24	21	6	1	5	41	1	9.1	.285
	Wichita	7-3	2.69	16	14	0	0	0	87.0	70	26	26	9	2	13	74	1	7.7	.217
Minor League Totals		15-14	3.51	45	39	1	0	0	220.2	217	94	86	21	8	31	217	9	8.8	.255

O'KEEFE, BRIAN

CATCHER

See Pages 154-155

OJO, JOSE ELIAS

PITCHER

HEIGHT: 6-0

BATS: R

BORN: 5/17/2001 in Herrera, Panama

WEIGHT: 185

THROWS: R

RESIDES: --

SIGNED BY: --

SCHOOL: --

HOW OBTAINED: Signed as an undrafted free agent on May 13, 2022.

YEAR	TEAM	W-L	ERA	G	GS	CG	SHO	SV	IP	H	R	ER	HR	HB	BB	SO	WP	K/9	BAA
2022	DSL Twins	1-0	4.40	11	1	0	0	1	14.1	7	16	7	1	1	15	13	4	8.2	.140
2023	DSL Twins	2-1	3.43	15	0	0	0	1	21.0	17	10	8	1	3	15	25	13	10.7	.227
Minor League Totals		3-1	3.82	26	1	0	0	2	35.1	24	26	15	2	4	30	38	17	9.7	.192

OLIVAR, RICARDO JOSE

CATCHER

HEIGHT: 5-10

BATS: R

BORN: 8/10/2001 in Barquisimeto, Venezuela

WEIGHT: 231

THROWS: R

RESIDES: Venezuela

SIGNED BY: --

SCHOOL: --

HOW OBTAINED: Signed as an undrafted free agent on July 2, 2019.

2023: Ranked as 27th-best prospect in Twins system entering 2023, by MLB.com...spent the season with Low-A Fort Myers, hitting .285 (106-for-372) with 28 doubles, three triples, 10 home runs, 58 RBI, 75 runs scored, 12 stolen bases, 59 walks and an .855 OPS in 100 games...named Twins minor league Player of the Week on May 28...named 2023 MiLB.com Organization All-Star...ranked third among all Twins minor leaguers in doubles (28), tied for seventh in runs scored (75) and ninth in hits (106)...**2022:** Named FCL All-Star and FCL Most Valuable Player, batted .349 with five home runs and 23 RBI in 43 combined games between Rookie FCL Twins and Low-A Fort Myers.

YEAR	TEAM	AVG	G	AB	R	H	2B	3B	HR	RBI	SH	SF	HBP	BB	SO	SB	CS	OBP	OPS
2021	FCL Twins	.204	34	49	5	10	2	1	1	5	0	0	2	8	17	3	0	.339	.686
2022	FCL Twins	.349	40	129	16	45	12	3	5	23	0	2	5	18	33	5	5	.442	1.046
	Fort Myers	.222	3	9	0	2	0	0	0	1	0	0	0	1	3	0	0	.300	.522
2023	Fort Myers	.285	100	372	75	106	28	2	10	58	0	2	16	59	93	12	1	.403	.855
Minor League Totals		.292	177	559	96	163	42	6	16	87	0	4	23	86	146	20	6	.405	.879

OLIVARES, JOSE RAFAEL

PITCHER

HEIGHT: 6-1

BATS: R

BORN: 1/18/2003 in Altagracia De Orituco, Venezuela

WEIGHT: 200

THROWS: R

RESIDES: Altagracia De Orituco, Venezuela

SIGNED BY: --

SCHOOL: --

HOW OBTAINED: Signed as an undrafted free agent, January 15, 2021.

YEAR	TEAM	W-L	ERA	G	GS	CG	SHO	SV	IP	H	R	ER	HR	HB	BB	SO	WP	K/9	BAA
2021	DSL Twins	3-2	5.40	10	5	0	0	0	15.0	18	11	9	1	1	10	15	6	9.0	.300
2022	FCL Twins	2-2	4.01	10	4	0	0	1	33.2	28	17	15	4	0	17	40	7	10.7	.217
2023	Fort Myers	3-4	6.22	21	20	0	0	0	85.1	82	61	59	15	3	43	83	9	8.7	.251
Minor League Totals		8-8	5.57	41	29	0	0	1	134.0	128	89	83	20	4	70	138	22	9.3	.248

MINOR LEAGUES

OLIVARES, MIGUEL AUSTIN

PITCHER

HEIGHT: 6-1

BATS: R

BORN: 9/19/2003 in Altagracia De Orituco, Venezuela

WEIGHT: 204

THROWS: R

RESIDES: Altagracia De Orituco, Venezuela

SIGNED BY: --

SCHOOL: --

HOW OBTAINED: Signed as an undrafted free agent on September 24, 2021.

YEAR	TEAM	W-L	ERA	G	GS	CG	SHO	SV	IP	H	R	ER	HR	HB	BB	SO	WP	K/9	BAA
2022	DSL Twins	1-2	1.44	12	8	0	0	0	50.0	27	13	8	0	6	20	54	7	9.7	.157
2023	FCL Twins	1-1	2.19	12	0	0	0	2	12.1	7	4	3	0	3	11	18	6	13.1	.163
Minor League Totals		2-3	1.59	24	8	0	0	2	62.1	34	17	11	0	9	31	72	13	10.4	.158

ORTEGA, JOREL IVAN

INFIELDER

HEIGHT: 6-0

BATS: R

BORN: 1/22/2001 in Bayamon, Puerto Rico

WEIGHT: 216

THROWS: R

RESIDES: Naranjito, Puerto Rico

SIGNED BY: Jack Powell

SCHOOL: University of Tennessee

HOW OBTAINED: Selected by Twins in the 6th round of the 2022 First-Year Player Draft.

YEAR	TEAM	AVG	G	AB	R	H	2B	3B	HR	RBI	SH	SF	HB	BB	SO	SB	CS	OBP	OPS
2022	FCL Twins	.000	2	4	0	0	0	0	0	0	0	0	0	2	3	0	0	.333	.333
	Fort Myers	1.000	1	1	0	1	0	0	0	2	0	0	0	0	0	0	0	1.000	2.000
2023	Fort Myers	.279	60	229	46	64	22	3	6	39	0	0	3	41	64	17	5	.396	.876
	Cedar Rapids	.233	60	227	38	53	12	2	8	36	0	4	5	28	69	10	2	.326	.736
Minor League Totals		.256	123	461	84	118	34	5	14	77	0	4	8	71	136	27	7	.362	.805

ORTIZ, JANKEL ARMANDO

INFIELDER

HEIGHT: 6-0

BATS: S

BORN: 6/14/2004 in Rio Grande, Puerto Rico

WEIGHT: 178

THROWS: R

RESIDES: San Juan, Puerto Rico

SIGNED BY: Mitch Morales

SCHOOL: Academia Presbiteriana HS

HOW OBTAINED: Selected by Twins in 16th round of 2022 First-Year Player Draft.

YEAR	TEAM	AVG	G	AB	R	H	2B	3B	HR	RBI	SH	SF	HB	BB	SO	SB	CS	OBP	OPS
2022	FCL Twins	.250	4	12	2	3	1	0	0	1	0	0	0	4	4	0	0	.438	.771
2023	FCL Twins	.177	34	79	16	14	2	1	2	5	1	1	4	13	31	2	2	.320	.624
Minor League Totals		.187	38	91	18	17	3	1	2	6	1	1	4	17	35	2	2	.336	.644

PAEZ, RICARDO DAVID

OUTFIELDER

HEIGHT: 5-10

BATS: L

BORN: 4/14/2007 in Venezuela

WEIGHT: 184

THROWS: L

RESIDES: --

SIGNED BY: Marlon Nava

SCHOOL: --

HOW OBTAINED: Signed as an undrafted free agent, January 16, 2024.

PAREDES, MICHAEL EXODUS (MIKE)

PITCHER

HEIGHT: 5-11

BATS: R

BORN: 7/27/2000 in San Diego, CA

WEIGHT: 195

THROWS: R

RESIDES: San Diego, CA

SIGNED BY: John Leavitt

SCHOOL: San Diego State University

HOW OBTAINED: Selected by the Twins in the 18th round of the 2021 First-Year Player Draft.

2023: Spent the season with High-A Cedar Rapids, going 7-1, 3.14 ERA (63.0 IP, 22 ER) with 20 walks and 58 strikeouts in 28 games (3 starts)...2022: Spent the season with Low-A Fort Myers, going 7-4, 3.27 ERA (85.1 IP, 31 ER) with 16 walks and 63 strikeouts in 24 games (13 starts)...AMATEUR CAREER: Played collegiately for three seasons at San Diego State from 2019-21...named 2020 Mountain West All-Academic selection as a sophomore...played summer ball for Kalamazoo in the Northwoods League in 2019...PERSONAL: Attended San Diego High School and was four-year letterwinner...earned team MVP honors on three occasions and was twice named San Diego City League Player of the Year...received Second-Team All-CIF recognition and was named a 2018 San Diego County All-Star.

YEAR	TEAM	W-L	ERA	G	GS	CG	SHO	SV	IP	H	R	ER	HR	HB	BB	SO	WP	K/9	BAA
2021	FCL Twins	0-0	2.25	2	1	0	0	0	4.0	1	1	1	0	0	1	6	0	13.5	.077
2022	Fort Myers	7-4	3.27	24	13	0	0	1	85.1	81	34	31	11	0	16	63	3	6.6	.253
2023	Cedar Rapids	7-1	3.14	28	3	0	0	2	63.0	52	26	22	4	2	20	58	3	8.3	.219
Minor League Totals		14-5	3.19	54	17	0	0	3	152.1	134	61	54	15	2	37	127	6	7.5	.235

PAREDES, OSCAR ANDRES

PITCHER

HEIGHT: 6-0

BATS: R

BORN: 10/2/2003 in Maracaibo, Venezuela

WEIGHT: 208

THROWS: R

RESIDES: Maracaibo, Venezuela

SIGNED BY: --

SCHOOL: --

HOW OBTAINED: Signed as an undrafted free agent, January 15, 2021.

YEAR	TEAM	W-L	ERA	G	GS	CG	SHO	SV	IP	H	R	ER	HR	HB	BB	SO	WP	K/9	BAA
2021	DSL Twins	2-3	5.68	11	0	0	0	0	25.1	26	16	16	0	4	10	22	3	7.8	.265
2022	DSL Twins	2-4	6.99	13	6	0	0	1	28.1	41	30	22	3	3	20	25	2	7.9	.347
2023	DSL Twins	1-0	6.00	12	0	0	0	1	15.0	14	14	10	3	1	7	12	4	7.2	.237
Minor League Totals		5-7	6.29	36	6	0	0	2	68.2	81	60	48	6	8	37	59	9	7.7	.295

PASQUALOTTO, PAULSHAWN (PAUL)**PITCHER****HEIGHT:** 6-1**BATS:** R**BORN:** 6/14/2001 in Las Vegas, NV**WEIGHT:** 212**THROWS:** R**RESIDES:** --**SIGNED BY:** Dylan Tashjian**SCHOOL:** UC Berkeley**HOW OBTAINED:** Selected by the Twins in 12th round of 2023 First-Year Player Draft.**PENA, DAMEURY****INFIELDER****HEIGHT:** 5-10**BATS:** R**BORN:** 9/1/2005 in Bona0, Dominican Republic**WEIGHT:** 195**THROWS:** R**RESIDES:** --**SIGNED BY:** Manuel Luciano**SCHOOL:** --**HOW OBTAINED:** Signed as an undrafted free agent on January 16, 2023.

2024: Ranked 28th-best prospect in the Twins farm system by *Baseball America* entering 2024... 2023: Made his professional debut on June 6 and spent minor league season with Rookie DSL Twins, hitting .382 (47-for-123) with eight doubles, three triples, 16 RBI, 25 runs scored, 14 walks, 13 stolen bases and a .949 OPS in 39 games...named Twins minor league Player of the Week on July 9 and DSL Mid-Season All-Star.

YEAR	TEAM	AVG	G	AB	R	H	2B	3B	HR	RBI	SH	SF	HB	BB	SO	SB	CS	OBP	OPS
2023	DSL Twins	.382	39	123	25	47	8	3	0	16	0	0	2	14	9	13	4	.453	.949
Minor League Totals		.382	39	123	25	47	8	3	0	16	0	0	2	14	9	13	4	.453	.949

PENA, ALEXANDER GABRIEL**INFIELDER****HEIGHT:** 6-2**BATS:** R**BORN:** 4/12/2002 in Cumana, Venezuela**WEIGHT:** 241**THROWS:** R**RESIDES:** Cumana, Venezuela**SIGNED BY:** Oswaldo Troconis**SCHOOL:** --**HOW OBTAINED:** Signed as an undrafted free agent on July 4, 2018.

2023: Missed the entire minor league season after undergoing a right elbow surgery in March.

YEAR	TEAM	AVG	G	AB	R	H	2B	3B	HR	RBI	SH	SF	HBP	BB	SO	SB	CS	OBP	OPS
2019	DSL Twins	.281	40	146	20	41	10	0	3	23	0	0	4	13	32	2	2	.356	.767
2020		NO SEASON - DID NOT PLAY																	
2021	FCL Twins	.321	26	84	11	27	6	0	0	10	0	0	1	7	25	3	1	.380	.773
2022	FCL Twins	.317	25	82	12	26	7	1	3	15	0	1	3	5	29	0	1	.374	.911
2023		INJURED - DID NOT PLAY																	
Minor League Totals		.301	91	312	43	94	23	1	6	48	0	1	8	25	86	5	4	.367	.806

PENA, DANIEL ABRAHAM**CATCHER****HEIGHT:** 5-11**BATS:** R**BORN:** 3/9/2005 in Barquisimeto, Venezuela**WEIGHT:** 236**THROWS:** R**RESIDES:** --**SIGNED BY:** --**SCHOOL:** --**HOW OBTAINED:** Signed as an undrafted free agent on January 19, 2022.

YEAR	TEAM	AVG	G	AB	R	H	2B	3B	HR	RBI	SH	SF	HBP	BB	SO	SB	CS	OBP	OPS
2022	DSL Twins	.304	46	135	30	41	7	0	1	22	0	1	10	13	22	4	3	.403	.781
2023	FCL Twins	.278	34	97	14	27	4	0	5	23	0	3	2	15	14	0	0	.376	.850
Minor League Totals		.391	80	232	44	68	11	0	6	45	0	4	12	18	36	4	3	.391	.809

PENA, ISAAC NEWTON**INFIELDER****HEIGHT:** 5-10**BATS:** S**BORN:** 12/27/2003 in Monte Plata, Dominican Republic**WEIGHT:** 210**THROWS:** R**RESIDES:** --**SIGNED BY:** --**SCHOOL:** --**HOW OBTAINED:** Signed as an undrafted free agent on December 6, 2021.

YEAR	TEAM	AVG	G	AB	R	H	2B	3B	HR	RBI	SH	SF	HBP	BB	SO	SB	CS	OBP	OPS
2022	DSL Twins	.341	46	129	24	44	4	4	0	20	1	3	2	21	14	4	10	.432	.866
2023	FCL Twins	.281	44	139	28	39	5	3	1	17	0	1	1	24	28	11	0	.388	.769
Minor League Totals		.310	90	268	52	83	9	7	1	37	1	4	3	45	42	11	0	.409	.816

PENA, RICARDO ENRIQUE**CATCHER****HEIGHT:** 6-0**BATS:** R**BORN:** 5/30/2005 in Los Teques, Venezuela**WEIGHT:** 231**THROWS:** R**RESIDES:** --**SIGNED BY:** --**SCHOOL:** --**HOW OBTAINED:** Signed as an undrafted free agent on January 19, 2022.

YEAR	TEAM	AVG	G	AB	R	H	2B	3B	HR	RBI	SH	SF	HBP	BB	SO	SB	CS	OBP	OPS
2022	DSL Twins	.227	29	66	12	15	2	0	3	13	0	1	1	7	23	2	1	.307	.701
2023	DSL Twins	.276	26	76	20	21	5	0	1	10	0	1	4	7	14	3	1	.364	.746
Minor League Totals		.254	55	142	32	36	7	0	4	23	0	2	5	14	37	5	2	.337	.724

PEREZ, SAMUEL JESUS**PITCHER****HEIGHT:** 5-11**BATS:** L**BORN:** 11/29/1999 in Barquisimeto, Venezuela**WEIGHT:** 219**THROWS:** L**RESIDES:** Barquisimeto, Venezuela**SIGNED BY:** --**SCHOOL:** --**HOW OBTAINED:** Re-signed to a minor league contract on November 7, 2023...originally signed by Los Angeles-AL on July 3, 2018.

2023: Spent the season with Low-A Fort Myers, going 6-2, 3.30 ERA (62.2 IP, 23 ER) with 15 walks and 63 strikeouts in 35 games (1 start)...named best changeup in Twins organization by *Baseball America* entering 2024.

MINOR LEAGUES

Perez continued...

YEAR	TEAM	W-L	ERA	G	GS	CG	SHO	SV	IP	H	R	ER	HR	HB	BB	SO	WP	K/9	BAA
2018	DSL Angels	2-0	1.44	13	0	0	0	2	31.1	28	9	5	0	1	3	32	4	9.2	.228
2019	DSL Angels	1-3	1.26	21	0	0	0	4	28.2	18	8	4	1	1	4	38	2	11.9	.182
2020																			
NO SEASON - DID NOT PLAY																			
2021	FCL Twins	4-2	1.45	13	1	0	0	0	37.1	29	9	6	1	1	5	39	1	9.4	.210
2022	Fort Myers	2-4	3.20	24	0	0	0	1	45.0	35	21	16	5	0	15	40	5	8.0	.213
	Cedar Rapids	0-0	2.35	6	1	0	0	0	7.2	7	2	2	1	0	3	6	0	7.0	.250
2023	Fort Myers	6-2	3.30	35	1	0	0	2	62.2	54	28	23	5	2	15	63	1	9.1	.228
Minor League Totals		15-11	2.37	112	3	0	0	9	212.2	171	77	56	13	5	45	218	13	9.2	.217

PRATO, ANTHONY INFIELDER
See Pages 164-165

PRIELIPP, CONNOR FRANCIS PITCHER

HEIGHT: 6-2 BATS: L BORN: 1/10/2001 in Tomah, WI
 WEIGHT: 214 THROWS: L RESIDES: Tomah, WI
 SIGNED BY: Matt Williams SCHOOL: University of Alabama
 HOW OBTAINED: Selected by Twins in 2nd round (48th overall) of 2022 First-Year Player Draft.

2024: Ranked 16th-best prospect in the Twins farm system by *Baseball America* entering 2024... 2023: Ranked as No. 5 prospect in Twins system entering 2023, per MLB.com... split the season between Rookie FCL Twins and High-A Cedar Rapids, posting a 6.75 ERA (6.2 IP, 5 ER) with four walks and seven strikeouts in two starts, was placed in the Injured List on April 10 with a left forearm strain, missing the remainder of the season... 2022: Ranked as the fourth-best prospect in Twins system by MLB.com.

YEAR	TEAM	W-L	ERA	G	GS	CG	SHO	SV	IP	H	R	ER	HR	HB	BB	SO	WP	K/9	BAA
2023	FCL Twins	0-0	6.75	1	1	0	0	0	2.2	3	2	2	0	0	2	4	0	13.5	.300
	Cedar Rapids	0-0	6.75	1	1	0	0	0	4.0	5	4	3	0	0	2	3	0	6.7	.294
Minor League Totals		0-0	6.75	2	2	0	0	0	6.2	8	6	5	0	0	4	7	0	9.4	.296

QUESTAD, DYLAN MICHAEL PITCHER

HEIGHT: 6-1 BATS: R BORN: 11/02/2004 in Waukesha, WI
 WEIGHT: 202 THROWS: R RESIDES: --
 SIGNED BY: Joe Bisenius SCHOOL: Waterford High School
 HOW OBTAINED: Selected by Twins in 5th round (150th overall) in 2023 First-Year Player Draft.

RAYA, MARCO ANTONIO PITCHER

HEIGHT: 6-1 BATS: R BORN: 8/7/2002 in Laredo, TX
 WEIGHT: 175 THROWS: R RESIDES: --
 SIGNED BY: Trevor Brown SCHOOL: United South High School
 HOW OBTAINED: Drafted by the Twins in the 4th round (128th overall) in 2020 First-Year Player Draft.

2024: Ranked sixth-best prospect in the Twins farm system by *Baseball America* entering 2024... 2023: Ranked as sixth-best prospect in Twins system entering 2023, by MLB.com... split the season between High-A Cedar Rapids and Double-A Wichita, going 0-4, 4.02 ERA (62.2 IP, 28 ER) with 22 walks and 65 strikeouts... named Twins minor league Pitcher of the Week three on May 28, June 18 and July 16... was also named Twins minor league Pitcher of the Month for September... named best slider in the Twins organization by *Baseball America* entering 2023... 2022: Ranked as 26th-best prospect in Twins system by MLB.com, entering 2022... spent the season with Low-A Fort Myers, going 3-2, 3.05 ERA (65.0 IP, 22 ER) with 23 walks and 76 strikeouts in 19 games (17 starts)... 2021: Placed on 7-Day Injured List from June 28 through September 30 (right rotator cuff strain)... 2020: Minor league season was cancelled due to COVID-19... PERSONAL: went 2-0 with a 0.00 ERA (18.0 IP), three walks, 36 strikeouts and a .054 opponent batting average in five games during his senior season at United South High School in Laredo, TX... over three prep seasons for the Panthers, posted a record of 2-1 with a 2.77 ERA (70.2 IP, 28 ER), 44 walks, 98 strikeouts and a .189 opponent batting average... named 2020 Rawlings-Perfect Game First Team Senior Preseason All-American for Texas, as well as Preseason Underclass All-American Honorable Mention in both 2018 and '19.

YEAR	TEAM	W-L	ERA	G	GS	CG	SHO	SV	IP	H	R	ER	HR	HB	BB	SO	WP	K/9	BAA
2020																			
NO SEASON - DID NOT PLAY																			
2021																			
INJURED - DID NOT PLAY																			
2022	Fort Myers	3-2	3.05	19	17	0	0	0	65.0	47	25	22	8	3	23	76	1	10.5	.199
2023	Cedar Rapids	0-1	2.94	11	11	0	0	0	33.2	23	14	11	4	2	8	39	1	10.4	.192
	Wichita	0-3	5.28	11	11	0	0	0	29.0	22	19	17	2	2	14	26	4	8.1	.204
Minor League Totals		3-6	3.52	41	39	0	0	0	127.2	92	58	50	14	7	45	141	6	9.9	.198

REED, SHELDON THOMAS PITCHER

HEIGHT: 6-2 BATS: L BORN: 7/30/1997 in Greenwood, SC
 WEIGHT: 208 THROWS: R RESIDES: --
 SIGNED BY: -- SCHOOL: Clemson University
 HOW OBTAINED: Rule 5 Selection from Chicago-NL, December 6, 2023.
 2022: Pitched for Mesa in the Arizona Fall League.

YEAR	TEAM	W-L	ERA	G	GS	CG	SHO	SV	IP	H	R	ER	HR	HB	BB	SO	WP	K/9	BAA
2021	ACL Cubs	0-0	0.00	3	0	0	0	0	3.0	1	0	0	0	0	1	5	1	15.0	.111
	Myrtle Beach	1-0	2.00	6	0	0	0	0	9.0	13	2	2	1	0	6	14	2	14.0	.342
	Iowa	0-0	4.50	1	0	0	0	0	2.0	1	1	1	1	0	0	0	0	0.0	.143
2022	Myrtle Beach	0-0	0.00	9	0	0	0	4	11.2	2	0	0	0	2	3	23	1	17.7	.059
	South Bend	2-2	5.67	24	0	0	0	4	27.0	25	18	17	2	5	14	37	2	12.3	.240
2023	South Bend	6-3	3.38	40	0	0	0	5	53.1	39	24	20	4	1	26	63	7	10.6	.207
Minor League Totals		9-5	3.40	83	0	0	0	13	106.0	81	45	40	8	8	50	142	13	12.1	.213

REYES, WILKER OGUIS

PITCHER

HEIGHT: 6-0		BATS: L		BORN: 2/25/2002 in Esperanza, Dominican Republic															
WEIGHT: 217		THROWS: L		RESIDES: Esperanza, Dominican Republic															
SIGNED BY: Manuel Luciano		SCHOOL: - -																	
HOW OBTAINED: Signed as an undrafted free agent, July 5, 2018.																			
YEAR	TEAM	W-L	ERA	G	GS	CG	SHO	SV	IP	H	R	ER	HR	HB	BB	SO	WP	K/9	BAA
2019	DSL Twins	1-4	5.67	16	5	0	0	0	33.1	33	28	21	2	6	21	33	14	8.9	.241
2020 NO SEASON - DID NOT PLAY																			
2021	FCL Twins	1-3	5.14	11	6	0	0	0	42.0	47	25	24	2	9	17	37	6	7.9	.292
2022	FCL Twins	0-2	6.43	11	1	0	0	0	21.0	32	21	15	2	1	8	31	4	13.3	.344
2023	Fort Myers	1-4	5.49	28	3	0	0	0	57.1	67	41	35	4	5	38	58	4	9.1	.295
Minor League Totals		3-13	5.56	66	15	0	0	0	153.2	179	115	95	10	21	84	159	28	9.3	.290

RINCON, LUIS ARMANDO

PITCHER

HEIGHT: 5-11		BATS: R		BORN: 1/13/2003 in San Pedro de Macoris, Dominican Republic															
WEIGHT: 183		THROWS: R		RESIDES: - -															
SIGNED BY: - -		SCHOOL: - -																	
HOW OBTAINED: Signed as a minor league free agent on June 2, 2023.																			
YEAR	TEAM	W-L	ERA	G	GS	CG	SHO	SV	IP	H	R	ER	HR	HB	BB	SO	WP	K/9	BAA
2023	DSL Twins	0-0	6.48	8	1	0	0	0	8.1	6	8	6	0	2	12	11	6	11.9	.194
Minor League Totals		0-0	6.48	8	1	0	0	0	8.1	6	8	6	0	2	12	11	6	11.9	.194

RIVERO, GIOVANNY ALEJANDRO

CATCHER

HEIGHT: 5-10		BATS: S		BORN: 10/19/2003 in Maracay, Venezuela															
WEIGHT: 202		THROWS: R		RESIDES: Venezuela															
SIGNED BY: - -		SCHOOL: - -																	
HOW OBTAINED: Signed as an undrafted free agent, January 15, 2021.																			
YEAR	TEAM	AVG	G	AB	R	H	2B	3B	HR	RBI	SH	SF	HB	BB	SO	SB	CS	OBP	OPS
2021	DSL Twins	.213	28	75	11	16	5	0	0	8	0	1	0	10	24	2	0	.302	.582
2022	FCL Twins	.071	17	28	2	2	0	0	0	0	0	0	0	4	12	0	0	.188	.259
2023	FCL Twins	.186	19	43	6	8	0	0	0	2	0	0	2	6	12	1	0	.314	.500
Minor League Totals		.178	64	146	19	26	5	0	0	10	0	1	2	20	48	3	0	.284	.496

ROCHA, LIAM FREDERICK

PITCHER

HEIGHT: 6-3		BATS: R		BORN: 5/8/2002 in Baldwin Park, CA															
WEIGHT: 218		THROWS: R		RESIDES: - -															
SIGNED BY: - -		SCHOOL: California Baptist																	
HOW OBTAINED: Signed as a minor league free agent on July 18, 2023.																			
YEAR	TEAM	W-L	ERA	G	GS	CG	SHO	SV	IP	H	R	ER	HR	HB	BB	SO	WP	K/9	BAA
2023	FCL Twins	0-0	0.00	2	0	0	0	0	2.0	1	0	0	0	0	0	1	0	4.5	.143
Minor League Totals		0-0	0.00	2	0	0	0	0	2.0	1	0	0	0	0	0	1	0	4.5	.143

RODRIGUEZ, ALEX RAFAEL

CATCHER

HEIGHT: 5-11		BATS: R		BORN: 9/10/1998 in Hartford, CT															
WEIGHT: 208		THROWS: R		RESIDES: South Windsor, CT															
SIGNED BY: - -		SCHOOL: Trinity College (CT)																	
HOW OBTAINED: Signed as a minor league free agent, January 8, 2022.																			
AMATEUR CAREER: Played five seasons collegiately at Trinity College from 2017-21...played summer ball for Valley in the New England Collegiate Baseball Summer League in 2017, for North Adams in the NECBL in 2018 and for Westfield in the Futures Collegiate Baseball League in 2020... PERSONAL: Attended South Windsor High School in South Windsor, CT...All-Conference and senior All-Star Game participant in high school.																			
YEAR	TEAM	AVG	G	AB	R	H	2B	3B	HR	RBI	SH	SF	HB	BB	SO	SB	CS	OBP	OPS
2022	FCL Twins	.095	10	21	4	2	0	0	1	2	0	0	1	4	10	0	0	.269	.507
	Fort Myers	.250	1	4	0	1	0	0	0	1	0	0	0	0	1	0	0	.250	.500
2023	FCL Twins	.000	4	8	1	0	0	0	0	0	0	0	0	1	3	0	0	.111	.111
Minor League Totals		.091	15	33	5	3	0	0	1	3	0	0	1	5	14	0	0	.231	.413

RODRIGUEZ, ENDY DE JESUS

INFIELDER

HEIGHT: 5-9		BATS: L		BORN: 6/10/2003 in Loma De Cabrera, Dominican Republic															
WEIGHT: 185		THROWS: R		RESIDES: Loma De Cabrera, Dominican Republic															
SIGNED BY: - -		SCHOOL: - -																	
HOW OBTAINED: Signed as an undrafted free agent, July 12, 2019.																			
2023: Spent season with Rookie FCL Twins, hitting .293 (12-for-41) with six doubles, one triple, two home runs, 10 RBI, seven runs scored, 10 walks and a 1.087 OPS in 16 games... 2022: Missed entire season after undergoing left ACL knee surgery in January of 2022.																			
YEAR	TEAM	AVG	G	AB	R	H	2B	3B	HR	RBI	SH	SF	HB	BB	SO	SB	CS	OBP	OPS
2020 NO SEASON - DID NOT PLAY																			
2021	FCL Twins	.229	23	48	11	11	2	2	1	4	0	1	1	15	21	1	1	.415	.832
2022 INJURED LIST - DID NOT PLAY																			
2023	FCL Twins	.293	16	41	7	12	6	1	2	10	0	0	2	10	20	1	1	.453	1.087
Minor League Totals		.258	39	89	18	23	8	3	3	14	0	1	3	25	41	2	2	.432	.949

MINOR LEAGUES

RODRIGUEZ, JOSE ENRIQUE **OUTFIELDER**

HEIGHT: 6-2 BATS: R BORN: 6/10/2005 in Bani, Dominican Republic
 WEIGHT: 245 THROWS: R RESIDES: --
 SIGNED BY: Fred Guerrero SCHOOL: --

HOW OBTAINED: Signed as an undrafted free agent on January 15, 2021.

2024: Ranked 20th-best prospect in the Twins farm system by *Baseball America* entering 2024...2023: Named the 19th-best prospect in the Twins system entering 2023, by MLB.com...spent the season with Rookie FCL Twins, hitting .262 (49-for-187) with 10 doubles, six home runs, 23 RBI, 28 runs scored, 18 walks and a .737 OPS in 49 games...2022: Spent the season with Rookie DSL Twins, batting .289 (55-for-190) with 15 doubles, three triples, 13 home runs, 21 walks, five stolen bases and 39 runs scored in 55 games...selected to Dominican Summer League All-Star game.

YEAR	TEAM	AVG	G	AB	R	H	2B	3B	HR	RBI	SH	SF	HBP	BB	SO	SB	CS	OBP	DPS
2022	DSL Twins	.289	55	190	39	55	15	3	13	49	0	5	3	21	52	5	0	.361	.966
2023	FCL Twins	.262	49	187	28	49	10	0	6	23	0	3	1	18	41	0	2	.325	.737
Minor League Totals		.276	104	377	67	104	25	3	19	72	0	8	4	39	93	5	2	.343	.852

RODRIGUEZ, LUIS **INFIELDER**

HEIGHT: 5-9 BATS: S BORN: 3/6/2007 in Maracay, Venezuela
 WEIGHT: 161 THROWS: R RESIDES: --
 SIGNED BY: Edgar Guerra SCHOOL: --

HOW OBTAINED: Signed as an undrafted free agent, January 16, 2024.

RODRIGUEZ, MIGUEL ALEJANDRO **PITCHER**

HEIGHT: 6-2 BATS: R BORN: 2/25/1999 in Petare, Venezuela
 WEIGHT: 216 THROWS: R RESIDES: Maracay, Venezuela
 SIGNED BY: Jose Leon SCHOOL: --

HOW OBTAINED: Signed as an undrafted free agent, July 3, 2017.

2023: Split the season between High-A Cedar Rapids and Double-A Wichita, going 5-5, 3.13 ERA (226.1 IP, 92 ER) with 15 walks, 66 strikeouts and 17 saves in 46 games...named 2023 MiLB.com Organization All-Star...ranked first among Twins minor leaguers in saves (17)...2022: Spent the season with High-A Cedar Rapids, going 2-1, 3.36 ERA (56.1 IP, 21 ER) with 24 walks and 67 strikeouts in 39 games (1 start)...ranked first among Twins minor leaguers in saves (17)...2021: Spent the season with Low-A Fort Myers, going 3-5, 4.50 (52.0 IP, 26 ER) with 26 walks and 58 strikeouts in 15 games (10 starts)...2020: Earned his high school equivalency diploma on January 29 after a two-year course of study to become part of the second graduating class of the Twins' baseball academy in the Dominican Republic...the 2020 minor league season was cancelled due to COVID-19.

YEAR	TEAM	W-L	ERA	G	GS	CG	SH	SV	IP	H	R	ER	HR	HB	BB	SO	WP	K/9	BAA
2018	DSL Twins	3-1	4.99	13	5	0	0	0	30.2	28	19	17	0	0	12	35	3	10.3	.235
2019	GCL Twins	2-2	2.48	9	5	0	0	0	32.2	29	10	9	1	1	11	39	1	10.7	.236
2020		NO SEASON - DID NOT PLAY																	
2021	Fort Myers	3-5	4.50	15	10	0	0	0	52.0	54	31	26	4	2	26	58	5	10.0	.261
2022	Cedar Rapids	2-1	3.36	39	1	0	0	4	56.1	48	25	21	13	1	24	67	3	10.7	.225
2023	Cedar Rapids	2-3	2.85	33	0	0	0	14	41.0	32	17	13	2	1	11	42	4	9.2	.212
	Wichita	3-2	3.95	13	0	0	0	3	13.1	19	14	6	0	1	4	24	2	15.8	.317
Minor League Totals		15-14	3.66	122	21	0	0	21	226.1	210	116	92	20	6	88	265	18	10.5	.241

RODRIGUEZ, MELVIN DE JESUS **PITCHER**

HEIGHT: 6-2 BATS: R BORN: 2/27/2006 in Dajabon, Dominican Republic
 WEIGHT: 219 THROWS: R RESIDES: --
 SIGNED BY: Manuel Luciano SCHOOL: --

HOW OBTAINED: Signed as an undrafted free agent, January 15, 2024.

ROJAS, SANTIAGO GABRIEL **PITCHER**

HEIGHT: 6-0 BATS: R BORN: 4/8/2007 in Venezuela
 WEIGHT: 166 THROWS: R RESIDES: --
 SIGNED BY: Alvaro Gómez SCHOOL: --

HOW OBTAINED: Signed as an undrafted free agent, January 16, 2024.

ROMAN, JAVIER EDUARDO **CATCHER/FIRST BASEMAN**

HEIGHT: 6-0 BATS: R BORN: 3/26/2003 in Santo Domingo, Dominican Republic
 WEIGHT: 233 THROWS: R RESIDES: Santo Domingo, Dominican Republic
 SIGNED BY: -- SCHOOL: --

HOW OBTAINED: Signed as an undrafted free agent, December 6, 2021.

YEAR	TEAM	AVG	G	AB	R	H	2B	3B	HR	RBI	SH	SF	HB	BB	SO	SB	CS	OBP	DPS
2022	DSL Twins	.109	29	55	2	6	0	0	0	6	1	1	4	6	21	0	1	.242	.351
2023	DSL Twins	.283	42	99	12	28	7	0	2	19	0	1	1	14	20	1	1	.374	.788
Minor League Totals		.221	71	154	14	34	7	0	2	25	1	2	5	20	41	1	2	.326	.631

RONDÓN, LEONARDO JOSE **PITCHER**

HEIGHT: 5-10 BATS: R BORN: 5/17/2007 in Maturín, Venezuela
 WEIGHT: 176 THROWS: R RESIDES: --
 SIGNED BY: John Gonzalez SCHOOL: --

HOW OBTAINED: Signed as an undrafted free agent, January 16, 2024.

ROQUE, YOEL ALTAGRACIA

PITCHER

HEIGHT: 6-2
WEIGHT: 191
SIGNED BY: Manuel Luciano
HOW OBTAINED: Signed as an undrafted free agent, January 15, 2024.

BATS: R
THROWS: R
SCHOOL: --

BORN: 1/21/2007 in Dominican Republic
RESIDES: --

ROSS, BENJAMIN ANDREW (BEN)

INFIELDER

HEIGHT: 6-1
WEIGHT: 183
SIGNED BY: Nick Venuto
HOW OBTAINED: Selected by Twins in 5th round (144th overall) of 2022 First-Year Player Draft.

BATS: R
THROWS: R
SCHOOL: Notre Dame College (OH)

BORN: 6/6/2001 in Springfield, OH
RESIDES: Springfield, OH

2023: Ranked as 29th-best prospect in Twins system entering 2023, by MLB.com...split the season between High-A Cedar Rapids and Double-A Wichita, batting .239 (103-for-431) with 25 doubles, two triples, 19 home runs, 75 RBI, 66 runs scored, 49 walks, nine stolen bases and a .759 OPS in 113 games...ranked tied for second among all Midwest League players in home runs (19), third in RBI (71) and seventh in doubles (25)...was named Twins minor league Player of the Week on April 16.

YEAR	TEAM	AVG	G	AB	R	H	2B	3B	HR	RBI	SH	SF	HBP	BB	SO	SB	CS	OBP	OPS
2022	FCL Twins	.111	2	9	1	1	1	0	0	0	0	0	0	1	3	0	0	200	.422
	Fort Myers	.257	22	74	17	19	5	0	3	13	0	1	1	13	19	6	0	371	.817
2023	Cedar Rapids	.240	103	400	61	96	25	2	19	71	0	6	6	45	116	7	3	322	.777
	Wichita	.226	10	31	5	7	0	0	0	4	0	1	0	4	7	2	0	306	.532
Minor League Totals		.239	137	514	84	123	31	2	22	88	0	8	7	63	145	15	3	326	.762

ROSARIO, KALA'I HO'OKELE

OUTFIELDER

HEIGHT: 6-1
WEIGHT: 221
SIGNED BY: John Leavitt
HOW OBTAINED: Selected by Twins in 5th round (158th Overall) in 2020 First-Year Player Draft.

BATS: R
THROWS: R
SCHOOL: Waiakea High School

BORN: 7/2/2002 in Papaikou, HI
RESIDES: --

2024: Ranked 13th-best prospect in the Twins farm system by *Baseball America* entering 2024...**2023:** Spent the season with High-A Cedar Rapids, batting .252 (112-for-445) with 27 doubles, three triples, 21 home runs, 94 RBI, 71 runs scored, 75 walks and an .831 OPS...named Twins minor league Player of the Week on May 21, MID Most Valuable Player, MID Post-Season All-Star and MLB.com Organization All-Star...led entire Twins organization in RBI and ranked tied for 20th in all of Minor League Baseball...also led all High-A players and Midwest League...played in Arizona Fall League and named to AFL Rising Stars Team...tied with fellow Twins farmhand and Desert Dog teammate Aaron Sabato for AFL-lead in home runs...also ranked tied for 11th in RBI and walks...won AFL Home Run Derby, hitting 25 home runs, his longest being 465 feet...defeated Toronto prospect Damiano Palmegiani in the championship round, 6-5...**2022:** Spent the season with Low-A Fort Myers, batting .239 (89-for-373) with 21 doubles, three triples, 12 HR, 46 RBI, seven stolen bases, 53 runs scored and a .728 OPS in 109 games...**2021:** Spent his first full professional season with Rookie FCL Twins, hitting .277 (52-for-188) with 32 runs scored, 10 doubles, four triples, five home runs, 40 RBI, 19 walks and a .793 OPS in 51 games...named to Florida Complex League All-Star team...**2020:** The 2020 minor league season was cancelled due to COVID-19...hit .343 with five home runs and 11 RBI for Waiakea High School in 2020 before the season was cut short due to COVID-19...was named the 2019-20 Gatorade Hawaii Baseball Player of the Year...**PERSONAL:** Won the 2019 Area Code Games Home Run Derby, slugging 21 homers, one of which traveled 440-feet and defeating Blaze Jordan, who was taken by the Red Sox in the third round of the 2020 draft with the 89th overall selection...the outfielder became the 13th player to be selected out of a school in Hawaii by the Twins in the June Amateur Draft since 1965...Instagram: @kalai25, X: @kalairosario.

YEAR	TEAM	AVG	G	AB	R	H	2B	3B	HR	RBI	SH	SF	HB	BB	SO	SB	CS	OBP	OPS
2020	NO SEASON - DID NOT PLAY																		
2021	FCL Twins	.277	51	188	32	52	10	4	5	40	0	1	0	19	66	4	0	341	.793
2022	Fort Myers	.239	109	373	53	89	21	3	12	46	0	1	11	34	136	7	2	320	.728
2023	Cedar Rapids	.252	118	445	71	112	27	3	21	94	0	4	6	75	157	2	2	364	.831
Minor League Totals		.251	278	1006	156	253	58	10	38	180	0	6	17	128	359	13	4	344	.786

ROZEK, AARON

PITCHER

HEIGHT: 6-2
WEIGHT: 227
SIGNED BY: --
HOW OBTAINED: Signed as a minor league free agent on June 24, 2021.

BATS: L
THROWS: L
SCHOOL: Minnesota State University (Mankato)

BORN: 8/20/1995 in Burnsville, MN
RESIDES: --

2023: Spent the season with Double-A Wichita, going 3-3, 5.76 ERA (86.0 IP, 55 ER) with 30 walks and 81 strikeouts in 26 games (15 starts)...**2022:** Split the season between High-A Cedar Rapids and Double-A Wichita, combining to go 9-6, 5.02 ERA (89.2 IP, 50 ER) with 32 walks and 82 strikeouts in 24 games (20 starts)...**2021:** Split the season between FCL Twins, Low-A Fort Myers, High-A Cedar Rapids and Double-A Wichita, combining to go 3-2, 2.40 ERA (56.1 IP, 15 ER) with seven walks and 74 strikeouts in 16 games (7 starts).

YEAR	TEAM	W-L	ERA	G	GS	CG	SHO	SV	IP	H	R	ER	HR	HB	BB	SO	WP	K/9	BAA
2021	FCL Twins	1-0	0.00	2	0	0	0	0	6.0	4	0	0	0	0	2	13	0	19.5	.182
	Fort Myers	0-1	1.80	8	3	0	0	0	25.0	19	6	5	2	1	0	31	1	11.2	.207
	Cedar Rapids	1-1	4.03	5	4	0	0	0	22.1	17	11	10	4	1	5	28	0	11.3	.202
	Wichita	1-0	0.00	1	0	0	0	0	3.0	2	0	0	0	0	2	0	6.0	2.00	
2022	Cedar Rapids	7-6	4.83	18	16	0	0	0	72.2	76	45	39	14	2	25	68	4	8.4	.265
	Wichita	2-0	5.82	6	4	0	0	0	17.0	23	11	11	3	1	7	14	1	7.4	.319
2023	Wichita	3-3	5.76	26	15	0	0	1	86.0	93	59	55	15	6	30	81	6	8.5	.276
Minor League Totals		15-11	4.66	66	42	0	0	1	232.0	234	132	120	38	11	69	237	12	9.2	.259

MINOR LEAGUES

RUIZ, AGUSTIN

OUTFIELDER

HEIGHT: 6-2 BATS: L BORN: 9/23/1999 in Villahermosa, Mexico
 WEIGHT: 215 THROWS: R RESIDES: --
 SIGNED BY: -- SCHOOL: --

HOW OBTAINED: Signed as a minor league free agent, January 25, 2024...previously played in San Diego (2017-22) and New York-NL (2023) organizations.

YEAR	TEAM	AVG	G	AB	R	H	2B	3B	HR	RBI	SH	SF	HB	BB	SO	SB	CS	OBP	OPS
2017	AZL Padres	.208	18	53	10	11	1	1	0	3	0	1	3	7	22	1	1	.306	.589
2018	AZL Padres 1	.290	53	193	39	56	11	10	1	28	0	1	1	27	66	2	3	.384	.850
	Tri City	.200	2	10	1	2	0	0	0	1	0	0	0	0	5	0	0	.200	.400
	Fort Wayne	.267	4	15	2	4	3	0	0	2	0	0	0	2	5	0	0	.352	.820
2019	Fort Wayne	.239	120	443	49	106	26	2	4	55	1	9	6	51	127	2	1	.320	.654
2020		NO SEASON - DID NOT PLAY																	
2021	Fort Wayne	.253	72	281	51	71	15	0	15	56	0	3	4	36	93	3	3	.343	.809
	San Antonio	.194	35	134	19	26	3	0	6	20	0	1	3	7	42	0	0	.248	.599
2022	Fort Wayne	.224	63	210	33	47	12	1	8	30	0	3	10	24	54	1	0	.328	.733
	San Antonio	.237	23	76	13	18	3	1	2	9	0	1	2	12	23	2	0	.352	.734
2023	Binghamton	.203	105	364	47	74	14	2	18	60	0	6	12	41	134	0	2	.300	.701
Minor League Totals		.233	495	1779	264	415	89	17	54	264	1	25	41	207	571	11	10	.323	.716

RUIZ, ILDEFONSO (PONCHO)

CATCHER

HEIGHT: 6-2 BATS: R BORN: 2/23/2002 in Tijuana, Mexico
 WEIGHT: 223 THROWS: R RESIDES: --
 SIGNED BY: -- SCHOOL: San Diego State

HOW OBTAINED: Signed to a minor league contract on July 18, 2023.

YEAR	TEAM	AVG	G	AB	R	H	2B	3B	HR	RBI	SH	SF	HB	BB	SO	SB	CS	OBP	OPS
2023	FCL Twins	.107	9	28	4	3	1	0	0	1	0	1	0	3	6	0	0	.188	.331
Minor League Totals		.107	9	28	4	3	1	0	0	1	0	1	0	3	6	0	0	.188	.331

RUCKER, JAKE ANDREW

INFIELDER

HEIGHT: 6-1 BATS: R BORN: 9/14/1999 in Nashville, TN
 WEIGHT: 198 THROWS: R RESIDES: Greenbrier, TN
 SIGNED BY: Jack Powell SCHOOL: University of Tennessee

HOW OBTAINED: Selected by Twins in 7th round of the 2021 First-Year Player Draft.

2023: Spent the season with Double-A Wichita, batting .248 (104-for-420) with 21 doubles, four triples, nine home runs, 63 RBI, 51 runs scored, 42 walks, 10 stolen bases and a .704 OPS in 119 games. 2022: Split the season between Low-A Fort Myers, High-A Cedar Rapids and Triple-A St. Paul, batting .236 (106-for-450) with 25 doubles, six triples, nine home runs, 55 RBI, 19 stolen bases, 69 runs scored and a .711 OPS in 124 games...2021: Played first professional season for Low-A Fort Myers, hitting .265 (18-for-68) with two doubles, one triple, 10 RBI, 10 walks and a .700 OPS in 22 games...PERSONAL: His favorite food is Italian food, his favorite musical artist is Drake and his favorite movie is The Sandlot.

YEAR	TEAM	AVG	G	AB	R	H	2B	3B	HR	RBI	SH	SF	HB	BB	SO	SB	CS	OBP	OPS
2021	Fort Myers	.265	22	68	10	18	2	1	0	10	0	3	4	10	16	2	1	.376	.700
2022	Fort Myers	.225	60	218	37	49	9	4	2	17	0	3	6	33	53	13	7	.338	.668
	Cedar Rapids	.262	55	206	29	54	16	2	6	35	1	4	6	22	52	5	5	.345	.792
	St. Paul	.115	9	26	3	3	0	0	1	3	0	1	1	2	10	1	0	.200	.431
2023	Wichita	.248	119	420	51	104	21	4	9	63	2	5	7	42	123	10	11	.323	.704
Minor League Totals		.243	265	938	130	228	48	11	18	128	3	16	24	109	254	31	24	.332	.707

SABATO, AARON

INFIELDER

See Pages 173-174

SALAS, JOSE ANTONIO

INFIELDER

HEIGHT: 6-2 BATS: S BORN: 4/26/2003 in Kissimmee, FL
 WEIGHT: 206 THROWS: R RESIDES: --
 SIGNED BY: -- SCHOOL: --

HOW OBTAINED: Trade with Miami with RHP Pablo López and OF Byron Chourio in exchange for IF Luis Arraez on January 20, 2023.

2023: Ranked as the ninth-best prospect in the Twins system entering 2023, by MLB.com...split the season between Rookie FCL Twins and High-A Cedar Rapids, batting .188 (64-for-340) with 13 doubles, one triple, four home runs, 33 RBI, 38 runs scored, 22 stolen bases and 28 walks in 95 games.

YEAR	TEAM	AVG	G	AB	R	H	2B	3B	HR	RBI	SH	SF	HB	BB	SO	SB	CS	OBP	OPS
2021	FCL Twins	.370	28	92	14	34	10	0	1	11	0	0	4	11	23	8	5	.458	.969
	Jupiter	.250	27	108	12	27	4	0	1	8	0	1	3	11	28	6	0	.333	.648
2022	Jupiter	.267	61	221	40	59	13	3	5	24	1	3	9	23	54	15	1	.355	.776
	Beloit	.230	48	191	29	44	7	1	4	17	1	0	5	20	41	18	0	.319	.659
2023	FCL Twins	.111	2	9	2	1	0	0	0	0	0	0	0	1	2	0	0	.200	.311
	Cedar Rapids	.190	93	331	36	63	13	1	4	33	2	4	8	27	97	22	9	.265	.537
Minor League Totals		.239	259	952	133	228	47	5	15	93	4	8	29	93	245	69	15	.323	.670

SANTOS, NOLAN MITCHELL

PITCHER

HEIGHT: 6-1 **BATS:** R **BORN:** 12/7/2000 in Miami, FL
WEIGHT: 205 **THROWS:** R **RESIDES:** --
SIGNED BY: Brett Dowdy **SCHOOL:** --

HOW OBTAINED: Selected by Twins in 7th Round of 2023 First-Year Player Draft.

YEAR	TEAM	W-L	ERA	G	GS	CG	SHO	SV	IP	H	R	ER	HR	HB	BB	SO	WP	K/9	BAA
2023	FCL Twins	0-0	0.00	2	1	0	0	0	2.0	1	0	0	0	0	1	3	0	13.5	.143
	Fort Myers	0-0	4.15	3	0	0	0	0	4.1	3	2	2	0	1	5	1	1	2.1	.214
Minor League Totals		0-0	2.84	5	1	0	0	0	6.1	4	2	2	0	1	6	4	1	5.7	.190

SAYRE, ALEC WILLIAM

OUTFIELDER

HEIGHT: 6-1 **BATS:** R **BORN:** 10/5/2000 in Dover, OH
WEIGHT: 209 **THROWS:** R **RESIDES:** Dover, OH
SIGNED BY: Nick Venuto **SCHOOL:** Wright State University

HOW OBTAINED: Selected by Twins in 17th round of 2022 First-Year Player Draft.

YEAR	TEAM	AVG	G	AB	R	H	2B	3B	HR	RBI	SH	SF	HB	BB	SO	SB	CS	OBP	OPS
2022	FCL Twins	.182	3	11	2	2	0	1	0	3	0	0	0	2	5	0	0	.308	.672
	Fort Myers	.267	12	30	6	8	2	0	0	4	0	1	0	14	8	1	1	.489	.822
2023	FCL Twins	.077	4	13	1	1	0	0	0	1	0	0	0	3	7	1	1	.250	.327
	Fort Myers	.222	84	261	51	58	5	2	4	28	0	3	3	52	84	12	3	.354	.675
Minor League Totals		.219	103	315	60	69	7	3	4	36	0	4	3	71	104	14	5	.364	.662

SCHOBEL, TANNER GEORGE

INFIELDER

HEIGHT: 5-10 **BATS:** R **BORN:** 6/4/2001 in Panama City, FL
WEIGHT: 190 **THROWS:** R **RESIDES:** Panama City, FL
SIGNED BY: John Wilson **SCHOOL:** Virginia Tech

HOW OBTAINED: Selected by Twins in competitive balance round B (8th overall) of 2022 First-Year Player Draft.

2024: Ranked sixth-best prospect in the Twins farm system by *Baseball America* entering 2024. **2023:** Ranked as the 17th-best prospect in the Twins system entering 2023, by MLB.com...split the season between High-A Cedar Rapids and Double-A Wichita, batting .265 (127-for-479) with 16 doubles, six triples, 16 home runs, 79 RBI, 61 walks, 72 runs scored, 12 stolen bases and a .776 OPS in 126 games...named 2023 MLB.com Organization All-Star...ranked second among Twins minor leaguers in games played (126) and plate appearances (554), third in RBI (79), tied for fourth in triples (6), tied for fifth in hits (127) and home runs (16), sixth in walks (61) and tied for eighth in runs scored (72). **2022:** Ranked as the 14th-best prospect in the Twins system, by MLB.com...made his professional debut on August 4 with FCL Twins and hit a combined .237 (27-for-114) with four doubles, one home run, 11 RBI, 19 walks, seven stolen bases and 14 runs scored in 32 games between the FCL Twins and Low-A Fort Myers.

YEAR	TEAM	AVG	G	AB	R	H	2B	3B	HR	RBI	SH	SF	HB	BB	SO	SB	CS	OBP	OPS
2022	FCL Twins	.200	4	15	3	3	1	0	0	1	0	0	0	1	3	1	0	.250	.517
	Fort Myers	.242	28	99	11	24	3	0	1	10	0	1	2	18	23	6	1	.367	.670
2023	Cedar Rapids	.288	77	302	53	87	10	5	14	61	0	5	4	36	64	9	1	.366	.859
	Wichita	.226	49	177	19	40	6	1	2	18	0	2	3	25	40	3	1	.329	.634
Minor League Totals		.260	158	593	86	154	20	6	17	90	0	8	9	80	130	19	3	.352	.752

SCHULFER, AUSTIN

PITCHER

HEIGHT: 6-2 **BATS:** R **BORN:** 12/22/1995 in Plover, WI
WEIGHT: 181 **THROWS:** R **RESIDES:** --
SIGNED BY: Joe Bisenius **SCHOOL:** University of Wisconsin-Milwaukee

HOW OBTAINED: Selected by Twins in 19th round of 2018 First-Year Player Draft.

2023: Was NRI to Twins camp...spent the season with Triple-A St. Paul, going 7-3, 3.79 ERA (57.0 IP, 24 ER) with 30 walks and 51 strikeouts...tied for third among Twins minor leaguers in wins (7) and tied for sixth in games played (41)...**2022:** Combined to go 4-3, 3.23 ERA (55.2 IP, 20 ER) with eight saves, 17 walks, 61 strikeouts and a .206 opponent batting average in 44 games (43 starts) between Double-A Wichita and Triple-A St. Paul...tied for first among Twins minor leaguers in saves (8) and ranked fourth in games played (44). **2021:** Spent spring training splitting time between minor league and major league side, appearing in a few games with Twins...allowed just seven home runs on season, three coming in one start July 28 at Northwest Arkansas...set minor league career-high with nine strikeouts July 28 at Northwest Arkansas (5.1 IP)...led Wind Surge in innings pitched (110.0) and starts (24), and ranked second in strikeouts (105)...**2020:** minor league season was cancelled due to COVID-19...**2019:** Spent second professional season with Low-A Cedar Rapids, splitting season with Kernels in both starting and relief role...starter a combined no-hitter May 22 vs. Burlington, earning the win, pitching 5.0 innings with one walk and seven strikeouts; Jose Martinez pitched 2.0 innings of relief to finish...went 3-4, 4.57 ERA (61.0 IP, 31 ER) in 13 starts and 4-2, 2.95 ERA (36.2 IP, 12 ER) in 17 relief appearances...led Kernels staff in strikeouts (124) and ranked eighth in Midwest League...**2018:** Began professional career with Rookie-Elizabethton, splitting season with E-Twins in both starting and relief roles...earned first professional win in second appearance June 30 at Danville with 3.0 innings of relief...ranked third on staff in innings pitched (40.0).

YEAR	TEAM	W-L	ERA	G	GS	CG	SH	SV	IP	H	R	ER	HR	HB	BB	SO	WP	K/9	BAA
2018	Elizabethton	3-0	1.58	11	7	0	0	0	40.0	33	13	7	1	5	15	34	3	7.7	.231
2019	Cedar Rapids	7-6	3.96	30	13	0	0	1	97.2	73	48	43	9	9	47	124	11	11.4	.208
NO SEASON - DID NOT PLAY																			
2021	Wichita	6-8	4.34	24	24	0	0	0	110.0	109	61	53	7	9	0	105	8	8.6	.160
2022	Wichita	0-0	0.39	15	0	0	0	7	23.0	11	2	1	0	3	4	30	7	11.7	.134
	St. Paul	4-3	5.23	29	1	0	0	1	32.2	30	20	19	4	3	13	31	2	8.5	.256
2023	St. Paul	7-3	3.79	41	0	0	0	0	57.0	61	24	24	1	3	30	51	4	8.1	.281
Minor League Totals		27-20	3.67	150	45	0	0	9	360.1	317	168	147	22	32	158	375	35	9.4	.238

MINOR LEAGUES

SHUFFIELD, DALTON EUGENE

INFIELDER/OUTFIELDER

HEIGHT: 5-9

BATS: R

BORN: 3/31/1999 in San Antonio, TX

WEIGHT: 167

THROWS: R

RESIDES: San Antonio, TX

SIGNED BY: Trevor Brown

SCHOOL: Texas State University

HOW OBTAINED: Selected by Twins in 10th round of 2022 First-Year Player Draft.

YEAR	TEAM	AVG	G	AB	R	H	2B	3B	HR	RBI	SH	SF	HB	BB	SO	SB	CS	OBP	OPS
2022	FCL Twins	.500	3	10	4	5	0	0	1	2	0	0	0	3	0	0	0	.615	1.415
	Cedar Rapids	.292	8	24	3	7	0	0	1	2	0	0	0	4	10	2	0	.393	.810
	St. Paul	.271	14	48	5	13	3	2	2	9	0	0	0	3	14	1	0	.314	.856
2023	FCL Twins	.545	3	11	2	6	0	0	0	0	0	0	0	2	1	1	1	.615	1.160
	Fort Myers	.261	34	111	23	29	5	2	2	17	0	1	0	24	36	11	1	.390	.786
	Cedar Rapids	.143	3	7	1	1	0	0	0	0	0	0	0	4	0	0	0	.143	.286
	Wichita	.241	26	87	11	21	2	0	4	10	0	1	0	13	28	6	1	.337	.739
Minor League Totals		.275	91	298	49	82	10	4	10	40	0	2	0	49	93	21	3	.375	.811

SILVA, CARLOS ALFREDO

CATCHER

HEIGHT: 5-10

BATS: R

BORN: 3/1/2006 in El Tigre, Venezuela

WEIGHT: 232

THROWS: R

RESIDES: --

SIGNED BY: Marlon Nava

SCHOOL: --

HOW OBTAINED: Signed as an undrafted free agent on January 15, 2022.

YEAR	TEAM	AVG	G	AB	R	H	2B	3B	HR	RBI	SH	SF	HBP	BB	SO	SB	CS	OBP	OPS
2023	DSL Twins	.196	41	112	17	22	6	0	1	11	0	0	4	18	28	3	0	.328	.605
Minor League Totals		.196	41	112	17	22	6	0	1	11	0	0	4	18	28	3	0	.328	.605

SILVAS, ANTHONY J.

PITCHER

HEIGHT: 6-3

BATS: R

BORN: 9/2/2002 in Moreno Valley, CA

WEIGHT: 243

THROWS: R

RESIDES: --

SIGNED BY: John Leavitt

SCHOOL: Riverside City College

HOW OBTAINED: Selected by Twins in 16th round in 2023 First-Year Player Draft.

SOLOMON, JARED

PITCHER

HEIGHT: 6-2

BATS: R

BORN: 6/10/1997 in Millville, PA

WEIGHT: 220

THROWS: R

RESIDES: --

SIGNED BY: --

SCHOOL: Lackawanna College

HOW OBTAINED: Signed as a minor league free agent on January 17, 2024.

YEAR	TEAM	W-L	ERA	G	GS	CG	SHO	SV	IP	H	R	ER	HR	HB	BB	SO	WP	K/9	BAA
2017	AZL Reds	2-2	4.26	11	6	0	0	0	38.0	39	21	18	2	1	16	43	7	10.2	.260
2018	Billings	4-2	2.27	9	9	0	0	0	47.2	32	13	12	4	6	14	54	2	10.2	.187
	Dayton	0-1	5.40	6	6	0	0	0	25.0	32	19	15	1	2	18	13	5	4.7	.305
2019	Dayton	1-3	3.43	11	11	0	0	0	42.0	42	19	16	0	1	27	46	2	9.7	.258
	Daytona	2-8	4.30	15	15	0	0	0	73.1	74	38	35	5	9	34	65	9	8.0	.265
2020	NO SEASON - DID NOT PLAY																		
2021	INJURED - DID NOT PLAY																		
2022	Chattanooga	0-0	0.00	5	0	0	0	0	3	7.0	2	0	0	0	1	6	0	7.7	.091
	Louisville	3-2	8.93	41	0	0	0	0	40.1	48	42	40	12	3	29	44	3	9.8	.294
	CINCINNATI	0-0	10.80	9	0	0	0	0	8.1	8	10	10	3	1	5	9	0	9.7	.242
2023	Louisville	1-1	10.29	26	0	0	0	0	28.0	32	32	32	5	4	28	22	5	7.1	.283
Minor League Totals		13-19	5.02	124	47	0	0	3	301.1	301	184	168	29	26	167	293	33	8.8	.258
Major League Totals		0-0	10.80	9	0	0	0	0	8.1	8	10	10	3	1	5	9	0	9.7	.242

SORIANO, EDUARDO ANTONIO

PITCHER

HEIGHT: 6-1

BATS: R

BORN: 10/4/2002 in Puerto Plata, Dominican Republic

WEIGHT: 217

THROWS: R

RESIDES: Puerto Plata, Dominican Republic

SIGNED BY: --

SCHOOL: --

HOW OBTAINED: Signed as an undrafted free agent on October 15, 2020.

YEAR	TEAM	W-L	ERA	G	GS	CG	SHO	SV	IP	H	R	ER	HR	HB	BB	SO	WP	K/9	BAA
2021	DSL Twins	3-3	4.85	10	1	0	0	0	13.0	8	10	7	1	1	8	11	8	7.6	.178
2022	DSL Twins	1-2	2.13	11	1	0	0	1	25.1	22	10	6	3	1	7	19	3	6.8	.229
2023	DSL Twins	1-2	3.38	6	2	0	0	0	21.1	25	13	8	2	1	6	29	4	12.2	.275
	FCL Twins	1-2	3.98	6	5	0	0	0	20.1	16	17	9	2	3	13	17	6	7.5	.213
Minor League Totals		6-9	3.38	33	9	0	0	1	80.0	71	50	30	8	6	34	76	21	8.5	.231

SOSA, GUILLERMO EYDNEI

INFIELDER

HEIGHT: 6-1

BATS: L

BORN: 1/29/2007 in Ocumare del Tuy, Venezuela

WEIGHT: 155

THROWS: R

RESIDES: --

SIGNED BY: Oswaldo Troconis

SCHOOL: --

HOW OBTAINED: Signed as an undrafted free agent, January 16, 2024.

YEAR	TEAM	AVG	G	AB	R	H	2B	3B	HR	RBI	SH	SF	HB	BB	SO	SB	CS	OBP	OPS
[No data provided for Sosa]																			

SOTO, CHARLEE XAVIER**PITCHER****HEIGHT:** 6-3**BATS:** R**BORN:** 8/31/2005 in Philadelphia, PA**WEIGHT:** 223**THROWS:** R**RESIDES:** --**SIGNED BY:** Brett Dowdy**SCHOOL:** Reborn Christian High School**HOW OBTAINED:** Selected by Twins in competitive balance round A (34th overall) of 2023 First-Year Player Draft.**2024:** Ranked 10th-best prospect in the Twins farm system by *Baseball America* entering 2024.**SOULARIE, ALERICK DEMOND****OUTFIELDER****HEIGHT:** 6-0**BATS:** R**BORN:** 7/5/1999 in Houston, TX**WEIGHT:** 171**THROWS:** R**RESIDES:** Houston, TX**SIGNED BY:** Jack Powell**SCHOOL:** University of Tennessee**HOW OBTAINED:** Drafted by Twins in 2nd round (59th Overall) in 2020 First-Year Player Draft.

2023: Spent the season with Double-A Wichita, batting .231 (52-for-225) with five doubles, one triple, 11 home runs, 33 RBI, 41 runs scored, 22 stolen bases, 39 walks and a .765 OPS in 79 games...**2022:** Ranked as 25th-best prospect in Twins system by MLB.com, entering 2022...spent the season with High-A Cedar Rapids, batting .227 (75-for-330) with 15 doubles, three triples, 10 home runs, 39 RBI, 48 walks, 68 runs scored and a .716 OPS in 91 games...**2021:** Ranked as the 18th-best prospect in the Twins farm system by MLB.com...split the season between Rookie FCL Twins and Low-A Fort Myers, hitting .240 (30-for-125) with 24 runs scored, four doubles, one triple, three home runs, 15 RBI, 23 walks, nine stolen bases and a .727 OPS in 34 games...**2020:** The 2020 minor league season was cancelled due to COVID-19...**AMATEUR:** Played 16 games in a shortened season for the Volunteers in 2020, hitting .267 (16-for-60) with one double, five home runs (team-lead), 17 RBI, 16 runs scored and 12 walks with a .392 on-base percentage...the Houston, TX native was named 2020 Preseason All-SEC First Team, 2020 D1Baseball.com Preseason First Team All-American, 2020 NCBWA Preseason Second Team All-American, 2020 Perfect Game Preseason Third Team All-American and 2020 Baseball America Preseason Second Team All-American...he was ranked as the 105th best prospect in the draft by MLB.com...**PERSONAL:** (30-for-125) with 24 runs scored, four doubles, one triple, three home runs, 15 RBI, 23 walks, nine stolen bases and a .727 OPS in 34 games...**PERSONAL:** (30-for-125) with 24 runs scored, four doubles, one triple, three home runs, 15 RBI, 23 walks, nine stolen bases and a .727 OPS in 34 games...his favorite food is burgers, his favorite movie is "8 Seconds" and his favorite college sports team is Tennessee...Instagram: @a_soularie, X: @Al_Soularie...favorite food is burgers and favorite musical artist is Lil Durk.

YEAR	TEAM	AVG	G	AB	R	H	2B	3B	HR	RBI	SH	SF	HB	BB	SO	SB	CS	OBP	OPS
2020		NO SEASON - DID NOT PLAY																	
2021	FCL Twins	.350	6	20	3	7	1	0	1	3	0	0	1	4	6	0	0	.480	1.030
2022	Fort Myers	.219	28	105	21	23	3	1	2	12	0	0	1	19	31	9	1	.344	.668
	Cedar Rapids	.227	91	330	68	75	15	3	10	39	0	4	7	48	106	18	5	.334	.716
2023	Wichita	.231	79	225	41	52	5	1	11	33	0	1	5	39	75	22	5	.356	.765
Minor League Totals		.231	204	680	133	157	24	5	24	87	0	5	14	110	218	49	11	.347	.734

STANKIEWICZ, JOHN STEPHEN**PITCHER****HEIGHT:** 6-4**BATS:** R**BORN:** 9/8/1998 in Voorhees, NJ**WEIGHT:** 229**THROWS:** R**RESIDES:** --**SIGNED BY:** --**SCHOOL:** Fordham University**HOW OBTAINED:** Signed as an undrafted free agent, December 14, 2020.

YEAR	TEAM	W-L	ERA	G	GS	CG	SHO	SV	IP	H	R	ER	HR	HB	BB	SO	WP	K/9	BAA
2021	FCL Twins	0-0	4.50	1	1	0	0	0	2.0	2	1	1	0	0	1	6	0	27.0	.222
	Fort Myers	1-0	2.70	7	4	0	0	0	23.1	18	7	7	0	1	8	24	2	9.3	.212
2022	Fort Myers	3-0	0.83	4	4	0	0	0	21.2	11	3	2	0	0	5	31	2	12.9	.147
	Cedar Rapids	2-4	5.86	11	10	0	0	0	43.0	50	28	28	5	1	16	37	3	7.8	.289
2023	Cedar Rapids	7-1	3.11	37	0	0	0	4	66.2	51	24	23	7	0	15	66	5	8.9	.206
Minor League Totals		13-5	3.50	60	19	0	0	4	156.2	132	63	61	12	2	45	164	12	9.4	.224

STOFFAL, JACE PARKER**PITCHER****HEIGHT:** 6-3**BATS:** R**BORN:** 7/19/2002 in Roseburg, OR**WEIGHT:** 221**THROWS:** R**RESIDES:** --**SIGNED BY:** Kyle Blackwell**SCHOOL:** Oregon**HOW OBTAINED:** Drafted by Twins in 8th Round of 2023 First-Year Player Draft.**SURUMAY, JEICOL JOSE****PITCHER****HEIGHT:** 5-10**BATS:** R**BORN:** 1/9/2006 in Maracaibo, Venezuela**WEIGHT:** 213**THROWS:** R**RESIDES:** --**SIGNED BY:** Marlon Nava**SCHOOL:** --**HOW OBTAINED:** Signed as an undrafted free agent on January 15, 2023.

YEAR	TEAM	W-L	ERA	G	GS	CG	SHO	SV	IP	H	R	ER	HR	HB	BB	SO	WP	K/9	BAA
2023	DSL Twins	0-1	12.38	6	2	0	0	0	8.0	15	13	11	2	1	7	9	4	10.1	.385
Minor League Totals		0-1	12.38	6	2	0	0	0	8.0	15	13	11	2	1	7	9	4	10.1	.385

SWAIN, MATTHEW BERNARD**PITCHER****HEIGHT:** 6-7**BATS:** R**BORN:** 8/20/1997 in Atlanta, GA**WEIGHT:** 243**THROWS:** R**RESIDES:** Stone Mountain, GA**SIGNED BY:** Jack Powell**SCHOOL:** Georgia Gwinnett College**HOW OBTAINED:** Selected by Twins in 23rd round of 2019 First-Year Player Draft.**PERSONAL:** Favorite food is hot wings, favorite musical artist is Future and favorite movie is *Hardball*...favorite pro sports team is the Los Angeles Lakers.

Swain continued...

YEAR	TEAM	W-L	ERA	G	GS	CG	SHO	SV	IP	H	R	ER	HR	HB	BB	SO	WP	K/9	BAA
2019	GCL Twins	1-0	4.66	11	2	0	0	3	19.1	22	13	10	1	1	10	21	2	9.8	289
2020		NO SEASON - DID NOT PLAY																	
2021	Fort Myers	6-2	4.60	35	1	0	0	5	60.2	44	35	31	9	3	31	70	6	10.4	194
2022	Fort Myers	2-1	0.00	14	0	0	0	7	21.0	4	1	0	0	2	5	31	3	13.3	.062
	Cedar Rapids	1-3	6.15	23	0	0	0	0	33.2	34	25	23	5	1	21	34	5	9.1	.254
2023	Cedar Rapids	2-0	5.53	30	0	0	0	1	40.2	36	28	25	7	2	21	36	7	8.0	240
Minor League Totals		12-6	4.57	113	3	0	0	16	175.1	140	102	89	22	9	88	192	23	9.9	.215

TATUM, DILLON CHARLES **CATCHER**

HEIGHT: 6-0		BATS: R		BORN: 5/24/2000 in Stockton, CA															
WEIGHT: 210		THROWS: R		RESIDES: Stockton, CA															
SIGNED BY: John Leavitt		SCHOOL: University of California, Irvine																	
HOW OBTAINED: Selected by Twins in 20th round of 2021 First-Year Player Draft.																			
YEAR	TEAM	AVG	G	AB	R	H	2B	3B	HR	RBI	SH	SF	HB	BB	SO	SB	CS	OBP	OPS
2021	FCL Twins	.000	5	7	2	0	0	0	0	0	0	0	0	3	4	0	0	.300	.300
2022	Fort Myers	.175	72	211	30	37	8	0	6	19	0	3	7	41	90	0	2	.324	.623
	Wichita	.222	2	9	2	2	1	0	0	2	0	0	0	0	3	0	0	.222	.555
2023	Fort Myers	.173	53	133	19	23	7	1	1	15	0	1	6	33	59	1	0	.358	.621
Minor League Totals		.172	132	360	53	62	16	1	7	36	0	4	13	77	156	1	2	.335	.616

TAVERAS, LEDWIN **PITCHER**

HEIGHT: 6-2		BATS: R		BORN: 3/1/2005 in Jima Abajo, Dominican Republic															
WEIGHT: 201		THROWS: R		RESIDES: Santiago, Dominican Republic															
SIGNED BY: Fred Guerrero		SCHOOL: - -																	
HOW OBTAINED: Signed as an undrafted free agent on January 15, 2022.																			
YEAR	TEAM	W-L	ERA	G	GS	CG	SHO	SV	IP	H	R	ER	HR	HB	BB	SO	WP	K/9	BAA
2022	DSL Twins	4-2	3.70	10	6	0	0	0	41.1	31	21	17	3	4	10	33	2	7.2	.203
2023	DSL Twins	0-2	9.82	3	3	0	0	0	11.0	18	14	12	0	4	4	23	2	18.8	.367
Minor League Totals		4-4	4.99	13	9	0	0	0	52.1	49	35	29	3	8	14	56	4	9.6	.243

TRINIDAD, ANGEL LUIS **OUTFIELDER**

HEIGHT: 5-11		BATS: R		BORN: 9/6/2005 in Sabana Grande de Palenque, Dominican Republic															
WEIGHT: 172		THROWS: R		RESIDES: - -															
SIGNED BY: - -		SCHOOL: - -																	
HOW OBTAINED: Signed as a minor league free agent in January 15, 2023.																			
YEAR	TEAM	AVG	G	AB	R	H	2B	3B	HR	RBI	SH	SF	HB	BB	SO	SB	CS	OBP	OPS
2023	DSL Twins	.209	38	86	11	18	5	1	1	9	0	1	3	5	21	5	4	.274	.600
Minor League Totals		.209	38	86	11	18	5	1	1	9	0	1	3	5	21	5	4	.274	.600

URBINA, MISAEL **OUTFIELDER**

HEIGHT: 6-0		BATS: R		BORN: 4/26/2002 in Valencia, Venezuela															
WEIGHT: 204		THROWS: R		RESIDES: - -															
SIGNED BY: Eduardo Soriano		SCHOOL: - -																	
HOW OBTAINED: Signed as an undrafted free agent, July 2, 2018.																			
2023: Ranked as 22nd-best prospect in Twins system by MLB.com, entering 2023...spent the season with High-A Cedar Rapids, batting .180 (45-for-355) with 18 doubles, three triples, four home runs, 40 RBI, 45 runs scored, 49 walks and six stolen bases in 102 games... 2022: Ranked as 13th-best prospect in Twins system by MLB.com, entering 2022...split the season between Rookie FCL Twins and Low-A Fort Myers, batting .247 (57-for-231) with 20 doubles, one triple, five home runs, 27 RBI, 25 walks, 31 runs scored and a .730 OPS in 60 games... 2021: Ranked as the 12th-best prospect in the Twins farm system by MLB.com...spent the season with Low-A Fort Myers, hitting .191 (70-for-367) with 50 runs scored, 12 doubles, four triples, five home runs, 52 RBI, 54 walks, 16 stolen bases and a .585 OPS in 101 games... 2020: Ranked as the 20th-best prospect in the Twins farm system by MLB.com...the 2020 minor league season was cancelled due to COVID-19... 2019: Made his professional debut with DSL Twins...ranked 10th-best prospect in the Twins farm system by <i>Baseball America</i> entering 2020.																			
YEAR	TEAM	AVG	G	AB	R	H	2B	3B	HR	RBI	SH	SF	HB	BB	SO	SB	CS	OBP	OPS
2019	DSL Twins	.279	50	183	34	51	14	5	2	26	0	2	9	23	14	19	8	.382	.825
2020		NO SEASON - DID NOT PLAY																	
2021	Fort Myers	.191	101	367	50	70	12	4	5	52	1	10	7	54	82	16	6	.299	.585
2022	FCL Twins	.250	10	40	3	10	4	0	0	5	0	1	3	2	9	1	1	.326	.676
	Fort Myers	.246	50	191	28	47	16	1	5	22	0	3	0	23	51	9	4	.323	.742
2023	Cedar Rapids	.180	102	355	45	64	18	3	4	40	0	2	6	49	109	6	3	.289	.571
Minor League Totals		.213	313	1136	160	242	64	13	16	145	1	18	25	151	265	51	22	.314	.649

URBINA, NESTOR LEONARDO **INFIELDER**

HEIGHT: 5-10		BATS: S		BORN: 6/13/2007 in Guatire, Venezuela															
WEIGHT: 192		THROWS: R		RESIDES: - -															
SIGNED BY: Oswaldo Troconis		SCHOOL: - -																	
HOW OBTAINED: Signed as an undrafted free agent, January 16, 2024.																			

VASQUEZ, AMILCAR EDUARDO

CATCHER

HEIGHT: 5-8 BATS: S BORN: 12/26/2001 in San Antonio del Golfo, Venezuela
 WEIGHT: 202 THROWS: R RESIDES: Venezuela
 SIGNED BY: -- SCHOOL: --
 HOW OBTAINED: Signed as an undrafted free agent, July 2, 2019.

YEAR	TEAM	AVG	G	AB	R	H	2B	3B	HR	RBI	SH	SF	HB	BB	SO	SB	CS	OBP	OPS
2020																			
NO SEASON - DID NOT PLAY																			
2021	FCL Twins	.167	6	6	3	1	1	0	0	1	0	0	2	2	3	0	0	.500	.833
2022	FCL Twins	.194	15	31	4	6	1	0	2	0	0	4	4	4	0	0	.359	.585	
2023	FCL Twins	.083	4	12	0	1	0	0	0	0	0	0	1	3	0	0	.154	.237	
Minor League Totals		.163	25	49	7	8	2	0	0	3	0	0	6	7	10	0	0	.339	.543

VASQUEZ, JOSE NICOLAS

PITCHER

HEIGHT: 6-4 BATS: R BORN: 12/12/2004 in Santo Domingo, Dominican Republic
 WEIGHT: 253 THROWS: R RESIDES: --
 SIGNED BY: -- SCHOOL: --
 HOW OBTAINED: Signed as an undrafted free agent on December 13, 2022.

YEAR	TEAM	W-L	ERA	G	GS	CG	SHO	SV	IP	H	R	ER	HR	HB	BB	SO	WP	K/9	BAA
2023	DSL Twins	1-2	11.62	11	6	0	0	0	26.1	33	35	34	1	9	32	26	9	8.9	.317
Minor League Totals		1-2	11.62	11	6	0	0	0	26.1	33	35	34	1	9	32	26	9	8.9	.317

VELAZQUEZ, RUBEN ALEJANDRO

INFIELDER

HEIGHT: 6-1 BATS: R BORN: 7/24/2007 in Venezuela
 WEIGHT: 175 THROWS: R RESIDES: --
 SIGNED BY: Andrés Garcia SCHOOL: --
 HOW OBTAINED: Signed as an undrafted free agent, January 16, 2024.

VELEZ, RICARDO

PITCHER

HEIGHT: 6-1 BATS: R BORN: 8/21/1998 in Lajas, Puerto Rico
 WEIGHT: 198 THROWS: R RESIDES: --
 SIGNED BY: -- SCHOOL: University of Science and Arts of Oklahoma
 HOW OBTAINED: Signed as a minor league free agent, July 28, 2021.

YEAR	TEAM	W-L	ERA	G	GS	CG	SHO	SV	IP	H	R	ER	HR	HB	BB	SO	WP	K/9	BAA
2021	FCL Twins	0-0	5.40	5	0	0	0	0	6.2	8	6	4	2	1	5	8	0	10.8	.286
2022	FCL Twins	0-0	3.68	8	0	0	0	0	7.1	7	3	3	0	0	4	12	3	14.8	.241
2023	FCL Twins	1-1	0.00	5	0	0	0	1	5.0	4	4	0	0	0	8	0	14.4	.211	
	Fort Myers	4-1	3.49	19	0	0	0	3	28.1	21	12	11	3	2	12	36	1	11.4	.202
	Cedar Rapids	1-1	2.84	3	0	0	0	0	6.1	4	3	2	0	2	3	7	0	9.9	.174
Minor League Totals		6-3	3.35	40	0	0	0	4	53.2	44	28	20	5	5	24	71	4	11.9	.217

VEEN, ZACHARY COLIN (ZACH)

PITCHER

HEIGHT: 6-0 BATS: L BORN: 4/18/2001 in Eastvale, CA
 WEIGHT: 194 THROWS: L RESIDES: Eastvale, CA
 SIGNED BY: John Leavitt SCHOOL: Point Loma Nazarene University
 HOW OBTAINED: Selected by Twins in 18th round of 2022 First-Year Player Draft.

YEAR	TEAM	W-L	ERA	G	GS	CG	SHO	SV	IP	H	R	ER	HR	HB	BB	SO	WP	K/9	BAA
2021	FCL Twins	0-1	3.00	3	0	0	0	0	3.0	2	1	1	1	0	4	0	12.0	.182	
2023	Fort Myers	5-4	4.32	41	0	0	0	5	58.1	50	34	28	6	2	26	48	4	4.0	.233
Minor League Totals		5-5	4.26	44	0	0	0	5	61.1	52	35	29	7	2	26	52	4	7.6	.230

VENTURA, AIBERSON

PITCHER

HEIGHT: 6-4 BATS: R BORN: 11/23/2005 in Venezuela
 WEIGHT: 176 THROWS: R RESIDES: --
 SIGNED BY: Marlon Nava SCHOOL: --
 HOW OBTAINED: Signed as an undrafted free agent, January 16, 2024.

VILLANUEVA, RAMIRO

PITCHER

HEIGHT: 6-0 BATS: R BORN: 5/14/2006 in Matehuala, Mexico
 WEIGHT: 170 THROWS: R RESIDES: --
 SIGNED BY: -- SCHOOL: --
 HOW OBTAINED: Signed as an undrafted free agent, January 26, 2024.

WHORFF, JARRET SCOTT

PITCHER

HEIGHT: 6-3 BATS: R BORN: 10/2/1998 in Dallas, TX
 WEIGHT: 20 THROWS: R RESIDES: --
 SIGNED BY: -- SCHOOL: Louisiana Tech
 HOW OBTAINED: Signed as a minor league free agent on May 8, 2023.

YEAR	TEAM	W-L	ERA	G	GS	CG	SHO	SV	IP	H	R	ER	HR	HB	BB	SO	WP	K/9	BAA
2023	Fort Myers	3-2	2.76	15	5	0	0	1	49.0	35	16	15	2	4	27	56	6	10.3	.201
	Cedar Rapids	2-0	4.91	10	0	0	0	3	14.2	16	9	8	2	0	6	15	2	9.2	.271
Minor League Totals		5-2	3.25	25	5	0	0	4	63.2	51	25	23	4	4	33	71	8	10.0	.219

MINOR LEAGUES

See Pages 207-208

See Page 2111

HEIGHT: 6-5

BATS: R

BORN: 12/16/2004 in Newport Beach, CA

WEIGHT: 210

THROWS: R

RESIDES: --

SIGNED BY: John Leavitt

SCHOOL: Edison High School

HOW OBTAINED: Selected by Twins in 3rd round (82nd overall) of 2023 First-Year Player Draft.

2024: Ranked 15th-best prospect in the Twins farm system by *Baseball America* entering 2024.

YEAR	TEAM	AVG	G	AB	R	H	2B	3B	HR	RBI	SH	SF	HB	BB	SO	SB	CS	OBP	OPS
2023	FCL Twins	.288	17	66	14	19	5	0	4	17	0	0	1	4	23	0	1	.338	.883
Minor League Total		.288	17	66	14	19	5	0	4	17	0	0	1	4	23	0	1	.338	.883

HEIGHT: 6-8

BATS: R

BORN: 3/9/1999 in Grand Rapids, MI

WEIGHT: 222

THROWS: R

RESIDES: --

SIGNED BY: --

SCHOOL: --

HOW OBTAINED: Signed as a free agent to a minor league contract in May 23, 2023.

YEAR	TEAM	W-L	ERA	G	GS	CG	SHO	SV	IP	H	R	ER	HR	HB	BB	SO	WP	K/9	BAA
2023	FCL Twins	2-4	6.21	12	6	0	0	0	33.1	40	31	23	6	5	16	42	3	11.3	.288
Minor League Totals		2-4	6.21	12	6	0	0	0	33.1	40	31	23	6	5	16	42	3	11.3	.288

HEIGHT: 5-10

BATS: L

BORN: 11/20/1997 in Bellingham, WA

WEIGHT: 167

THROWS: R

RESIDES: Bellingham, WA

SIGNED BY: Kyle Blackwell

SCHOOL: Gonzaga University

HOW OBTAINED: Selected by Twins in 10th round of 2021 First-Year Player Draft.

2023: Split the season between High-A Cedar Rapids, Double-A Wichita and Triple-A St. Paul, batting .224 (37-for-165) with eight doubles, two triples, five home runs, 16 RBI, 30 runs scored, 24 walks, five stolen bases and a .718 OPS in 60 games. 2022: Split the season between Rookie FCL Twins, Low-A Fort Myers, Double-A Wichita and Triple-A St. Paul, batting .233 (35-for-150) with seven doubles, 16 RBI, 12 walks, nine stolen bases and 19 runs scored in 51 games. 2021: Appeared in eight games during his first professional season, (7) with FCL Twins and (1) with Triple-A St. Paul, hitting a combined .227 (5-for-22) with four runs scored, two doubles, three RBI, five walks and a .689 OPS.

YEAR	TEAM	AVG	G	AB	R	H	2B	3B	HR	RBI	SH	SF	HB	BB	SO	SB	CS	OBP	OPS
2021	FCL Twins	.238	7	21	4	5	2	0	0	3	0	0	0	5	4	3	0	.385	.718
	Fort Myers	.000	1	1	0	0	0	0	0	0	0	0	0	0	0	0	0	.000	.000
2022	FCL Twins	.071	4	14	2	1	0	0	0	1	0	0	0	1	6	1	0	.133	.204
	Fort Myers	.257	13	35	2	9	0	0	0	4	0	2	1	3	6	4	2	.317	.574
	Wichita	.244	28	86	12	21	7	0	0	8	0	0	1	7	9	4	2	.309	.635
	St. Paul	.267	6	15	3	4	0	0	0	3	0	1	0	1	1	0	0	.294	.561
2023	Cedar Rapids	.235	25	68	12	16	1	2	2	7	0	0	1	10	9	2	0	.342	.739
	Wichita	.177	24	62	9	11	3	0	1	4	0	0	1	10	13	2	2	.301	.575
	St. Paul	.286	11	35	9	10	4	0	2	5	0	0	0	4	7	1	0	.359	.930
Minor League Totals		.228	119	337	53	77	17	2	5	35	0	3	4	41	55	17	6	.317	.652

HEIGHT: 6-3

BATS: L

BORN: 7/22/1999 in El Tigre, Venezuela

WEIGHT: 253

THROWS: L

RESIDES: --

SIGNED BY: --

SCHOOL: --

HOW OBTAINED: Acquired via trade with Philadelphia on May 27, 2023...originally with Philadelphia's organization prior to joining Twins in 2023.

YEAR	TEAM	W-L	ERA	G	GS	CG	SHO	SV	IP	H	R	ER	HR	HB	BB	SO	WP	K/9	BAA
2017	DSL Phillies	0-0	0.00	3	0	0	0	0	4.0	2	0	0	0	0	0	1	0	2.2	154
2018	GCL Phillies East	0-0	6.43	15	3	0	0	2	35.0	53	26	25	4	2	3	33	2	8.5	344
2019	GCL Phillies East	0-0	1.33	7	3	0	0	0	20.1	17	4	3	0	2	3	14	1	6.2	227
	Williamsport	0-1	3.32	5	1	0	0	1	19.0	15	7	7	1	1	5	16	0	7.6	211
2020	NO SEASON - DID NOT PLAY																		
2021	FCL Phillies	0-0	0.00	1	0	0	0	0	1.0	0	0	0	0	0	0	1	0	9.0	.000
	Clearwater	5-0	2.14	22	0	0	0	1	33.2	33	12	8	5	0	14	46	4	12.3	252
	Jersey Shore	1-0	3.38	6	0	0	0	1	8.0	6	5	3	0	0	4	9	0	10.1	207
2022	Clearwater	3-4	3.22	33	0	0	0	2	50.1	44	25	18	3	3	13	58	5	10.4	232
2023	Fort Myers	3-4	4.56	32	0	0	0	2	51.1	57	31	26	3	3	11	61	4	10.7	289
	Cedar Rapids	1-0	6.48	5	0	0	0	0	8.1	8	6	6	0	0	3	8	0	8.6	250
Minor League Totals		13-9	3.74	129	7	0	0	9	231.0	235	116	96	16	11	56	247	16	9.6	263

HARMON KILLEBREW AWARD — MINOR LEAGUE COMMUNITY SERVICE

Given annually to a player from each of the full season affiliates. Each player is nominated by their respective general manager for their service within the affiliate's community. A plaque is awarded, in addition to an on-field presentation.

2011

Rochester -- Kyle Gibson
New Britain -- Bobby Lanigan
Fort Myers -- Reggie Williams
Beloit -- Ryan O'Rourke

2012

Rochester -- JR Towles
New Britain -- Shawn Roof
Fort Myers -- Andy Leer
Beloit -- Corey Williams

2013

Rochester -- Brian Dinkelman
New Britain -- Dan Rohlfing
Fort Myers -- Stephen Wickens
Cedar Rapids -- Niko Goodrum

2014

Rochester -- Logan Darnell
New Britain -- Tony Thomas
Fort Myers -- Tim Shibuya
Cedar Rapids -- Tanner Vavra

2015

Rochester -- Logan Darnell
Chattanooga -- Tim Shibuya
Fort Myers -- Tanner Vavra
Cedar Rapids -- Jared Wilson

2016

Rochester -- Logan Darnell
Chattanooga -- David Hurlbut
Fort Myers -- Trey Vavra
Cedar Rapids -- Nelson Molina

2017

Rochester -- DJ Baxendale
Chattanooga -- Travis Harrison
Fort Myers -- Kevin Garcia
Cedar Rapids -- Hector Lujan

2018

Rochester -- Jake Reed
Chattanooga -- Chris Paul
Fort Myers -- Tyler Wells
Cedar Rapids -- David Bañuelos

2019

Rochester -- Jake Reed
Pensacola -- Hector Lujan
Fort Myers -- Calvin Faucher
Cedar Rapids -- Brian Rapp

2021

St. Paul -- Sherman Johnson
Wichita -- Hector Lujan
Cedar Rapids -- Alex Isola
Fort Myers -- Jeferson Morales

2022

St. Paul -- David Bañuelos/Frank Nigro
Wichita -- Alex Isola
Cedar Rapids -- Bradley Hanner
Fort Myers -- Noah Cardenas

2023

St. Paul -- David Bañuelos/Frank Nigro
Wichita -- Alex Isola
Cedar Rapids -- Bradley Hanner
Fort Myers -- Noah Cardenas



THE 2023 MIDWEST LEAGUE CHAMPIONS - CEDAR RAPIDS KERNELS



* Available in-market only.

HEAR EVERY

Twins

PITCH

Listen on NewsTalk 830 WCCO, 102.9 The Wolf,
and on-the-go with the free Audacy app.



Listen on



TARGET FIELD



TARGET FIELD®

The Minnesota Twins moved into the award-winning Target Field prior to the 2010 season. The ballpark is a modern architectural expression, a dichotomy of Minnesotans' cosmopolitan lifestyle so rooted in nature and the outdoors. The stone and glass landmark, topped by a metal-clad, sculptured roof canopy, is chiseled into downtown Minneapolis on one of Major League Baseball's smallest sites. The ballpark's urban appeal is enhanced with immediate access to light rail and commuter rail, bridging the site to its urban surroundings and spurring the ongoing development and transformation of the western corner of downtown.

Now in its 15th season, Target Field has proved to be a premier sporting and entertainment venue, while earning widespread acclaim as one of the most unique and spectacular ballparks in all of Major League Baseball. Here is a list of features that help make the Twins' outdoor home unlike any other baseball experience in America.

MATERIALS

Native Minnesota limestone forms the mass of the ballpark's exterior façade. Glass and metal details punctuate the limestone surface, creating a sophisticated composition. In addition, whenever possible, the ballpark and surrounding areas incorporate native Minnesota flowers, trees and shrubs.

SEATING

Target Field features one of the closest seating bowls to the playing field in all of Major League Baseball. Seats in Target Field feature more leg room and are articulated towards the field of play. The ballpark also features more aisles with fewer seats per row.

CONOURSE

The ballpark features a 360-degree open main concourse, giving fans an uninterrupted view of the playing field.

CLIMATE/SHELTER

The Twins are committed to providing a comfortable experience for the fans — even when our weather is less than perfect. Fans are able to take advantage of heated concessions, restrooms, and restaurant and lounge areas found on each ballpark level, including the Terrace level. Target Field's roof canopy — one of the largest in baseball — provides added protection, while the Gate 34 area (revamped prior to 2019) provides shelter for fans entering the ballpark's main gate.

CELEBRATING MINNESOTA'S RICH BASEBALL HERITAGE

Target Field celebrates the heritage and history of our game across the Upper Midwest. The ballpark includes tributes to the great Twins teams and players from the past, other Minnesota baseball icons and baseball players, and teams and ballparks of all levels.

EVOLVING AND ADAPTING

Under the leadership of the Pohlad family, the Twins continually examine all aspects of the ballpark with an eye towards evolving, adapting and ultimately improving the Target Field experience for fans, players, staff and neighbors alike. Accordingly, Target Field has undergone several significant renovations, additions and enhancements since opening in 2010 (please see pages 476-480 for more information).


TARGET FIELD EVENTS

Target Field has become home to far more than just Twins baseball. From hockey to football, ranging from concerts to large-scale trade shows, and from corporate celebrations to intimate gatherings such as weddings, the Twins host more than 200 non-baseball events annually.

TARGET FIELD EXPERIENCE

A day or evening spent at Target Field, be it for championship-caliber Twins baseball, an electrifying concert, a world-class sporting event, or more, has become affectionately known throughout the region as the "Target Field Experience" - a moniker that captures the confluence of entertainment, joy and community spirit found only at the Twins' home ballpark.

Approximate Capacity	38,544
Seating in Lower Level	18,640
Seating in Upper Level	14,703
Seating in Club Level	5,201
Concourse Width (main)	40 feet
Concourse Width (upper)	26-44 feet
Restrooms	401 (w) 266 (m)



TARGET FIELD®

By the Numbers

ADDRESS 1 Twins Way, Minneapolis, MN 55403

OWNERS Minnesota Ballpark Authority

CONCESSIONAIRE Delaware North Sportservice

ARCHITECT Populous (Kansas City), in association with HGA Architects (Minneapolis)

- 297,864 architect hours spent designing the project
- Ballpark size is just over 1 million square feet (10.5 acres) built on an 8-acre site

CONSTRUCTION Mortenson (Minneapolis)

- 55,000 cubic yards of cast-in-place concrete used to build the ballpark
- 4,900 tons of structural steel used
- 500,000 masonry bricks used
- 36,000 feet of field tubing to heat the playing field
- 352 miles of cable (a/v, broadcast, fiber optic) in the building
- 66,805 square feet of the canopy over the seating bowl
- 70,419 lineal feet of stadia risers
- 2,000,000 total labor hours; 3,500 total tradespeople; 800 peak workforce

PLAYING FIELD Four-way blend of Kentucky Bluegrass

FIELD LIGHTS LED technology; count of approximately 512

SUITES 48 Suites, 3 Skyline Suites, 8 Event Suites

ELEVATORS AND ESCALATORS 16 elevators / 11 escalators

5 LEED certifications, most by any Major League Baseball club

12 feet, the diameter of the revolving "Baseball Medallion" atop the right field tower

20+ major public art installations in and around Target Field

46 feet, the height of the Minnie & Paul celebration sign

46 feet, the distance from home plate to the first row of seats

48 degrees, the minimum temperature at which the playing field is kept in season

5,700 sea green junipers in Major League Baseball's first "living wall" batter's eye

10,146 square feet, the size of the leftfield videoboard (7th largest in MLB)

23,000 square feet of LED displays

30,721,854 fans have attended a major Target Field event since 2010



TARGET FIELD PROJECT COSTS

BALLPARK CONSTRUCTION	MINNESOTA TWINS	HENNEPIN COUNTY	TOTAL
Original Budget	\$130 million	\$260 million	\$390 million
Ballpark Enhancements	\$50 million	\$0	\$50 million
Infrastructure	\$23 million	\$90 million	\$112 million
Total	\$203 million	\$350 million	\$552 million

- The Minnesota Twins approved increases of \$45.5 million for fan amenities and ballpark enhancements. Additionally, the Twins provided \$4.5 million of funding for Target Plaza, which was matched by Target Corporation.
- The Minnesota Twins provided \$15 million of additional funding for public infrastructure costs in 2009-2010.
- Since Target Field opened in 2010, the Minnesota Twins have exclusively funded more than \$62.5 million in enhancements to the ballpark and surrounding areas.
- Since 2017, the Minnesota Ballpark Authority (MBA) approved allocation of just over \$20 million from the joint MBA-Twins Capital Reserve Fund to cover costs associated with the conversion to LED stadium lights (2017), the expansion of the right field area concourse (2018), the conversion of Truly On Deck (2018) and the Scoreboard 2.0 project (2022-23).

TARGET FIELD® Firsts


TARGET FIELD FIRST INFORMATION:

First Game	April 12, 2010 – Boston Red Sox vs. Minnesota Twins
Weather for First Game	65 degrees, partly cloudy
First Pitch	3:13 pm on April 12, Boston Red Sox vs. Minnesota Twins
First Game Attendance	39,715 (38,145 paid)
First Pitcher	Carl Pavano, MIN – April 12 vs. BOS
First Batter	Marco Scutaro, BOS – April 12
First Hit	Marco Scutaro, BOS – April 12 off Carl Pavano (1st inn.)
First Double	Dustin Pedroia, BOS – April 12 off Carl Pavano (1st inn.)
First Triple	David DeJesus, KC – April 16 off Scott Baker (6th inn.)
First Home Run	Jason Kubel, MIN – April 12 vs. BOS off Scott Atchison (7th inn.)
First Home Run by Opponent	Dustin Pedroia, BOS – April 14 off Kevin Slowey (5th inn.)
First Grand Slam	Matt Joyce, TB – July 4 off Matt Guerrier (8th inn.)
First Inside-the-Park Home Run	Curtis Granderson, NYY – August 21, 2011 off Jose Mijares (7th inn.)
First Reviewed HR	April 12 vs. BOS – 4th inn., Boston's Mike Cameron foul ball stood as called
First RBI	Michael Cuddyer, MIN – April 12 vs. BOS (1st inn.)
First Walk	Denard Span, MIN – April 12 vs. BOS (1st inn.)
First Stolen Base	Nick Punto, MIN – April 12 vs. BOS (2nd inn.) off Lester
First Strikeout	Batter: David Ortiz, BOS, Pitcher: Carl Pavano, MIN – April 12 (2nd inn.)
First Win	Carl Pavano, MIN – April 12 vs. BOS (6.0-4-1-1-1-4)
First Loss	Jon Lester, BOS – April 12 vs. MIN (5.0-9-4-4-3-5)
First Save	Jon Rauch, MIN – April 12 vs. BOS (1.0-0-0-0-0-0)
First Complete Game	Nick Blackburn, MIN – May 4 vs. DET (9.0-11-3-3-1-2)
First Shutout	BAL over MIN, 2-0 (Bergesen/Ohman/Uehara/Simon), May 6
First Triple Play	Minnesota, July 22, 2019 vs. New York-AL (1st inning, Arraez-Schoop-Sano)
First Series Win	April 12-15 – Minnesota over Boston, 2-1 in four days
First Series Sweep	May 3-5 – Minnesota over Detroit in three games

* All dates are from the 2010 season, unless noted



First Pitch
in Target Field



First home run
in Target Field

TARGET FIELD FIRST FOR TWINS PLAYER INFORMATION:

First Pitch	Carl Pavano at 3:13 pm on April 12 vs. Boston Red Sox
First Pitcher	Carl Pavano – April 12 vs. BOS
First Batter	Denard Span – April 12 vs. BOS
First Hit	Orlando Hudson – April 12 vs. BOS off Jon Lester (1st inn.)
First Run	Denard Span – April 12 vs. BOS (1st inn.)
First Double	Joe Mauer – April 12 vs. BOS off Jon Lester (2nd inn.)
First Triple	Justin Morneau – April 17 vs. KC off Gil Meche (5th inn.)
First Home Run	Jason Kubel – April 12 vs. BOS off Scott Atchison (7th inn.)
First Grand Slam	Rene Tosoni – September 27, 2011 vs. KC off Vin Mazzaro (6th inn.)
First Inside-the-Park Home Run	Eduardo Núñez – June 2, 2016 vs. TB off Matt Moore (1st inn./leadoff)
First RBI	Michael Cuddyer – April 12 vs. BOS (1st inn.)
First Walk as Batter	Denard Span – April 12 vs. BOS (1st inn.)
First Walk as Pitcher	Carl Pavano – April 12 vs. BOS (3rd inn.), walking Jeremy Hermida
First Strikeout as Batter	Orlando Hudson – April 12 vs. BOS (2nd inn.) by Jon Lester
First Strikeout as Pitcher	Carl Pavano of D. Ortiz – April 12 vs. BOS (2nd inn.)
First Stolen Base	Nick Punto – April 12 vs. BOS (2nd inn.) off Jon Lester
First Win	Carl Pavano – April 12 vs. BOS (6.0-4-1-1-1-4)
First Loss	Kevin Slowey – April 14 vs. BOS (5.0-5-3-3-4-5)
First Save	Jon Rauch – April 12 vs. BOS (1.0-0-0-0-0-0)
First Complete Game	Nick Blackburn – May 4 vs. DET (9.0-11-3-3-1-2)
First Shutout	MIN over BAL, 6-0 (Blackburn/Guerrier/Rauch), May 9
First Triple Play	Minnesota, July 22, 2019 vs. New York-AL (1st inning); Pitcher: Martín Pérez, Fielders: L. Arraez, J. Schoop, M. Sanó
First Minnesota Twins Win	April 12 vs. Boston by a score of 5-2
First Minnesota Twins Loss	April 14 vs. Boston by a score of 6-3
First Minnesota Twins Series Win	April 12-15 – Minnesota over Boston 2-1 in four days
First Minnesota Twins Series Sweep	May 3-5 – Minnesota over Detroit in three games

* All dates are from the 2010 season, unless noted

BATTING AND BASERUNNING			
CATEGORY	RECORD	PLAYER/TEAM	OPPONENT AND DATE
Runs (Individual)	4, 14x	last N. Cruz (MIN)	Kansas City, September 22, 2019
X-Inning (Individual)	4, 2x	last Me. Cabrera (CWS)	Minnesota, September 4, 2016 (12 innings)
Runs (Team)	20, 2x	last Minnesota	Seattle, June 13, 2017
X-Inning (Team)	14	New York-AL	Minnesota, July 23, 2019 (10 innings)
Hits (Individual)	5, 7x	last C. Arroyo (BOS)	Minnesota, June 20, 2023
X-Inning (Individual)	5, 2x	last D. Gregorius (NYY)	Minnesota, July 23, 2019 (10 innings)
Hits (Team)	28	Minnesota	Seattle, June 13, 2017
X-Inning (Team)	20, 3x	last Chicago-AL	Minnesota, September 17, 2019 (12 innings)
Extra-Base Hits (Individual)	4, 4x	last N. Cruz (MIN)	Chicago-AL, August 20, 2019
X-Inning (Individual)	3, 3x	last D. Gregorius (NYY)	Minnesota, July 23, 2019 (10 innings)
Extra-Base Hits (Team)	13	Minnesota	Texas, July 5, 2019
X-Inning (Team)	9, 2x	last New York-AL	Minnesota, July 23, 2019 (10 innings)
Total Bases (Individual)	13	E. Rosario (MIN)	Seattle, June 13, 2017
X-Inning (Individual)	10, 2x	last A. Benintendi (BOS)	Minnesota, September 10, 2021 (11 innings)
Total Bases (Team)	45	Minnesota	Seattle, June 13, 2017
X-Inning (Team)	38	Detroit	Minnesota, September 2, 2010 (13 innings)
Doubles (Individual)	3, 13x	last D. Solano (MIN)	Baltimore, July 8, 2023
X-Inning (Individual)	3, 2x	last E. Rosario (MIN)	Boston, June 18, 2019 (17 innings)
Doubles (Team)	9	Minnesota	Texas, July 5, 2019
X-Inning (Team)	7, 2x	last New York-AL	Minnesota, July 23, 2019 (10 innings)
Triples (Individual)	3	D. Span (MIN)	Detroit, June 29, 2010
Triples (Team)	3, 3x	last Minnesota	Chicago-AL, August 30, 2017
X-Inning (Team)	2, 2x	last Chicago-NL and Minnesota	Minnesota and Chicago-NL, June 8, 2012 (10 innings)
Home Runs, Inning (Team)	4	Minnesota	Detroit, July 28, 2021 (8th inning)
Home Runs, Game (Individual)	3, 7x	last M. Sanó (MIN)	Chicago-AL, May 18, 2021
X-Inning (Individual)	2, 10x	last H. Castro (DET)	Minnesota, May 25, 2022 (10 innings)
Home Runs, Game (Team)	7, 2x	last Minnesota	Detroit, July 28, 2021
X-Inning (Team)	5	Detroit	Minnesota, September 2, 2010 (13 innings)
RBI (Individual)	8	B. Zobrist (TB)	Minnesota, April 28, 2011 (Game 1)
X-Inning (Individual)	7, 2x	last D. Gregorius (NYY)	Minnesota, July 23, 2019 (10 innings)
RBI (Team)	19, 2x	last Tampa Bay	Minnesota, July 14, 2018
X-Inning (Team)	13, 2x	last New York-AL	Minnesota, July 23, 2019 (10 innings)
Walks (Individual)	4, 9x	last S. Kwan (CLE)	Minnesota, September 10, 2022
X-Inning (Individual)	4	P. Fielder (ML)	Minnesota, May 22, 2010 (12 innings)
Walks (Team)	12	Minnesota	Toronto, April 17, 2014 (Game 2)
X-Inning (Team)	12, 2x	last Minnesota	Detroit, July 11, 2021 (10 innings)
Strikeouts (Individual)	5	J. Hicks (DET)	Minnesota, April 14, 2019
X-Inning (Individual)	5, 3x	last J. Martinez (BOS) and M. Sanó (MIN)	June 18, 2019 (17 innings)
Strikeouts (Team)	19	Minnesota	Cleveland, August 17, 2017 (Game 1)
X-Inning (Team)	22	Minnesota	Tampa Bay, June 27, 2019 (18 innings)
Hit-by-Pitch (Individual)	3	J. Profar (TEX)	Minnesota, June 23, 2018
X-Inning (Individual)	2, 2x	last D. Santana (MIN)	San Diego, August 6, 2014 (10 innings)
Hit-by-Pitch (Team)	4	Cleveland	Minnesota, August 17, 2017 (Game 1)
X-Inning (Team)	2, 15x	last Minnesota	Cleveland, August 18, 2021 (11 innings)
Stolen Bases (Individual)	3, 2x	last E. Adrianza (MIN)	Chicago-AL, June 21, 2017
X-Inning (Individual)	2, 9x	last J. Soto (SD)	Minnesota, May 10, 2023 (11 innings)
Stolen Bases (Team)	8	Arizona	Minnesota, August 6, 2023
X-Inning (Team)	4, 2x	last Minnesota	Boston, June 12, 2016 (10 innings)

PITCHING			
CATEGORY	RECORD	PLAYER/TEAM	OPPONENT AND DATE
Hits (Individual)	15	C. Pavano (MIN)	Chicago-AL, August 19, 2010
Hits (Team)	28	Seattle	Minnesota, June 13, 2017
X-Inning (Team)	20, 3x	last Minnesota	Chicago-AL, September 17, 2019 (12 innings)
Runs (Individual)	10, 3x	last K. Maeda (MIN)	New York-AL, April 26, 2023
Runs (Team)	20, 2x	last Seattle	Minnesota, June 13, 2017
X-Inning (Team)	14	Minnesota	New York-AL, July 23, 2019 (10 innings)
Earned Runs (Individual)	10, 2x	last K. Maeda (MIN)	New York-AL, April 26, 2023
Earned Runs (Team)	19, 2x	last Minnesota	Tampa Bay, July 14, 2018
X-Inning (Team)	14	Minnesota	New York-AL, July 23, 2019 (10 innings)
Home Runs (Individual)	5, 2x	last G. Cole (NYY)	Minnesota, June 9, 2022
Home Runs (Team)	7, 2x	last Detroit	Minnesota, July 28, 2021
X-Inning (Team)	5	Minnesota	Detroit, September 2, 2010 (13 innings)
Strikeouts (Individual)	15	F. Liriano (MIN)	Oakland, July 13, 2012
Strikeouts (Team)	19	Cleveland	Minnesota, August 17, 2017 (Game 1)
X-Inning (Team)	22	Tampa Bay	Minnesota, June 27, 2019 (18 innings)
Walks (Individual)	7	F. Liriano (MIN)	Boston, August 9, 2011
Walks (Team)	12	Toronto	Minnesota, April 17, 2014 (Game 2)
X-Inning (Team)	12, 2x	last Detroit	Minnesota, July 11, 2021 (10 innings)
Intentional Walks (Individual)	3	M. Andriese (TB)	Minnesota, July 15, 2018
Intentional Walks (Team)	3	Minnesota	Detroit, August 14, 2012
X-Inning (Team)	4, 2x	last Tampa Bay	Minnesota, July 15, 2018 (10 innings)
Hit Batsmen (Individual)	3, 4x	last M. Pelfrey (MIN)	Chicago-AL, May 3, 2015
Hit Batsmen (Team)	4	Minnesota	Cleveland, August 17, 2017 (Game 1)
Wild Pitches (Individual)	3, 5x	last J. Jimenez (DET)	Minnesota, July 26, 2021
Wild Pitches (Team)	4, 4x	last Detroit	Minnesota, July 26, 2021
Balks (Individual)	2, 2x	last J. Mejia (CLE)	Minnesota, June 24, 2021
Balks (Team)	2, 2x	last Cleveland	Minnesota, June 24, 2021
Pickoffs (Individual)	2, 5x	last A. Marsh (KC)	Minnesota, July 5, 2023
Pickoffs (Team)	2, 6x	last Minnesota	Seattle, April 8, 2021

MISCELLANEOUS			
CATEGORY	RECORD	PLAYER/TEAM	OPPONENT AND DATE
Longest Game, Innings	18.0	Minnesota	Tampa Bay, June 27, 2019
Longest Game, Time	6:26	Minnesota	Tampa Bay, May 28, 2017 (15 innings)
Shortest 9-Inning Game, Time	1:52	Minnesota	Chicago-AL, July 17, 2010

* — denotes tie for major league record

TARGET FIELD®

Major Non-Twins Events

Since opening in 2010, Target Field has hosted several non-Twins-related events. Below are some of the more notable:



COLLEGE BASEBALL

March 27, 2010 - Univ. of Minnesota vs. LA Tech (2 games) - attendance: 37,757
 2011 Univ. of Minnesota home schedule (Metrodome roof collapse)
 May 22-25, 2013 - Big Ten Tournament - attendance: 6,444
 May 20-24, 2015 - Big Ten Tournament - attendance: 7,384
 April 20, 2019 - Univ. of Minnesota vs. Oklahoma Univ. - attendance: 2,401

MINNESOTA PREP CHAMPIONSHIP SERIES

Held Annually Between 2010-22

Cancelled in 2020 due to COVID-19; moved to CHS Field in 2023 due to scheduling conflict

2022 Champions: **Class A** - Randolph, **Class AA** - Fairmont

Class AAA - Benilde-St. Margaret's, **Class AAAA** - Stillwater Area



SOCCER FRIENDLY


Held on June 25, 2016

Minnesota United FC vs. Club León

Attendance: 18,505

COLLEGE FOOTBALL

Sept. 23, 2017: Saint John's University (17) vs. University of St. Thomas (20)
 -- First football game held at Target Field
 -- Attendance: 37,355 (former NCAA Division III record)




COLLEGE FOOTBALL

August 31, 2019 - Butler (10) vs. North Dakota State University (57)
 -- First NCAA Division I football game held at Target Field
 -- Attendance: 34,544



COLLEGE FOOTBALL

September 16, 2023 - Drake (7) vs. South Dakota State University (70)
 -- Attendance: 18,174



TARGET FIELD® EVENTS



Providing a world-class venue with an unparalleled atmosphere, the Twins annually host more than 200 non-baseball events at Target Field. These events range from high-level sports to concerts by global superstars; from large-scale trade shows and corporate celebrations to intimate gatherings such as weddings. For more information, please visit twins.com/targetfieldevents or call us at 612-659-3870.

TARGET FIELD®

Major Non-Twins Events, Continued...


TARGET FIELD CONCERT HISTORY

DATE	TOUR	ATTENDANCE
July 8, 2012	"Brothers of the Sun" tour featuring Kenny Chesney, Tim McGraw with Grace Potter & The Nocturnal and Jake Owen	43,897
July 12, 2013	"No Shoes Nation" tour featuring Kenny Chesney, Zac Brown Band, Eli Young Band and Kacey Musgraves	43,940
July 26, 2013	The Skyline Music Festival featuring "The LP" tour with Soul Asylum, Big Head Todd and the Monsters, Matthew Sweet and Gear Daddies	6,752
August 2, 2014	Paul McCartney's "Out There" tour	43,143
August 8, 2014	The Skyline Music Festival featuring Thao & The Get Down Stay Down, Dosh, S. Carey, The New Pornographers and Andrew Bird	2,967
August 9, 2014	The Skyline Music Festival featuring Melissa Etheridge, O.A.R., The Rembrandts, Gear Daddies and The Honeydogs	5,075
July 18, 2015	Kenny Chesney's "The Big Revival" tour and Jason Aldean's "The Burn It Down" tour	44,152
July 19, 2015	Kenny Chesney's "The Big Revival" tour and Jason Aldean's "The Burn It Down" tour	40,327
August 7, 2015	Go Fest '15 featuring Matt and Kim, Cold War Kids, Yelawolf, Big Data, MS MR, Meg Myers, Allan Kingdom, Enemy Planes and RAC	5,350
May 28, 2016	Zac Brown Band's "Black Out The Sun" tour	33,642
July 28, 2017	Billy Joel	40,498
July 29, 2017	Florida Georgia Line, Backstreet Boys, Nelly, Chris Lane	40,010
June 30, 2018	Eagles 2018 North American Tour with special guests Jimmy Buffett and The Coral Reefer Band	41,645
July 21, 2018	"What Makes You Country" tour featuring Luke Bryan, Sam Hunt, Jon Pardi and Morgan Wallen	34,484
July 27, 2018	Journey & Def Leppard with special guest Cheap Trick	39,322
August 10, 2018	'Down the Rabbit Hole Live: Zac Brown Band 2018' North American Tour w/ One Republic and Caroline Jones	35,083
August 23, 2021	"Hella Mega Tour" featuring Green Day, Fall Out Boy, Weezer and The Interrupters	36,500
August 4, 2022	Cole Swindell (Postgame concert following Twins vs. Toronto Blue Jays)	39,030
June 15, 2023	T-Pain (Postgame concert following Twins vs. Detroit Tigers)	27,570
July 14, 2023	TC Summer Fest featuring The Killers, The Flaming Lips, Death Cab for Cutie and Cannons	20,000
July 15, 2023	TC Summer Fest featuring Imagine Dragons, Oliver Tree, Chelsea Cutler, Em Beihold and Talk	27,000
August 10, 2023	PINK's Summer Carnival Tour with special guests Pat Benatar & Neil Girardo, Grouplove and KitCutUp	44,627
August 24, 2023	Carly Pearce (Postgame concert following Twins vs. Texas Rangers)	23,333

Bold denotes all-time Target Field attendance record



TARGET FIELD



TARGET FIELD®

Major Non-Twins Events, Continued...

“The Winter Classic couldn’t look better at Target Field. What an awesome moment for the State of Hockey.”

That sentiment, posted on social media by *St. Paul Pioneer Press* reporter Dane Mizutani and subsequently shared internationally by thousands, gave words to the emotions that nearly 40,000 people at Target Field — and another 1.4 million watching on television — felt before, during and after the 2022 Discover NHL Winter Classic® on New Year’s Day.

Thanks to the drive of Minnesota Wild Owner & Governor Craig Leipold and President & Alternate Governor Matt Majka; the shared passion of Minnesota Twins Executive Chair Jim Pohlad and President & CEO Dave St. Peter; the vision of NHL executives; and the commitment and hard work of hundreds of people, Target Field was transformed into a hockey winter wonderland. The resulting New Year’s Day setting was truly spectacular, shining a deserved spotlight on the Twin Cities and Minnesota.

Jamie Hersch, a Minnesota-born analyst for both the NHL and MLB Network (and a former Bally Sports North personality), shared with her viewers that “I always tell people that the Land of 10,000 Lakes also means the Land of 10,000 Frozen Pond Hockey Rinks.” It was thus only fitting that the Winter Classic showcased Minnesota’s love affair with hockey in its purest form, regardless of (or perhaps because of!) the elements.


The first-ever Winter Classic played at night also became the coldest outdoor game in NHL history, with a temperature of -8 degrees Fahrenheit at puck drop that made this Wild-St. Louis Blues contest the third-chilliest event in North American pro sports history (behind only a pair of infamous NFL games: the 1967 “Ice Bowl” in Green Bay that was -13 at kickoff, and the 1982 “Freezer Bowl” in Cincinnati that began with a -9 reading). Despite the cold and the hometown Wild’s 6-4 loss, the sellout crowd of 38,619 stayed energetic throughout, enthralled by the spectacle of “Lake Winter Classic” at Target Field.

As Mizutani opined in the *Pioneer Press*, “With nearly 40,000 fans packed into the stands, the Minneapolis skyline twinkling in the background, and the temperature hovering around minus-10 degrees all night long, the Winter Classic was always going to be something for Minnesotans to remember.” And it certainly was. From kids joining Minnesota luminaries to skate on the outfield “ponds” to a ceremonial puck drop featuring Twins legends Justin Morneau, Kent Hrbek, Joe Mauer and new Hall of Fame electee Tony Oliva; from Vocal Essence’s powerful delivery of the national anthem to country music superstar Thomas Rhett’s scintillating first intermission concert; from 7-year-old Adam Christopher Scott’s stirring rendition of Herb Brooks’ legendary “Miracle” speech during the second period to a near-stunning third-period rally by the Wild, the Winter Classic at Target Field was electric from start to finish.



At the end of this awe-inspiring night in the State of Hockey, the 2022 Discover NHL Winter Classic® had created memories to last a lifetime. Or, as *Star Tribune* reporter Sarah McLellan so aptly summarized:

“The Winter Classic became a postcard for Minnesota.”



TARGET FIELD® Statues

Designed by Bill Mack, the Target Field statues depict some of the greatest influences in Minnesota Twins history. Each person, while standing over seven feet tall, is featured in an iconic pose, from Harmon Killebrew's powerful swing to Kirby Puckett's signature World Series post-home run celebration. Located near the entrances to the ballpark, these Twins statues are on display to greet fans whenever they visit Target Field.

ABOUT THE ARTIST

Bill Mack, who makes his home in Minneapolis, has worked for more than 20 years mostly as a commissioned artist. He has created works for the Figure Skating Hall of Fame, the Cowboy Hall of Fame and both the Hockey Hall of Fame in Canada and the U.S. Hockey Hall of Fame.



ROD CAREW

Located outside Gate 29, near 7th Street, Carew's statue was dedicated on April 2, 2010.



HARMON KILLEBREW

Located on Target Plaza, Killebrew's statue was dedicated on April 3, 2010.



KIRBY PUCKETT

Located on Target Plaza, outside Gate 34, Puckett's statue was dedicated on Opening Day, April 12, 2010.



CARL & ELOISE POHLAD

Located on Target Plaza, outside Gate 34, Carl and Eloise Pohlada's statue was dedicated on October 3, 2010.



TONY OLIVA

Located outside Gate 6, Oliva's statue was dedicated on Opening Day, April 8, 2011.



KENT HRBEK

Located outside Gate 14, Hrbek's statue was dedicated on April 14, 2012.



TOM KELLY

Located on Target Plaza, Kelly's statue was dedicated on June 21, 2017.



THE “GREENEST” BALLPARK IN AMERICA

TWINS SUSTAINABILITY STATEMENT

The Minnesota Twins organization believes our future success — both on and off the field — is built on a business model that embraces operational efficiency, environmental stewardship and social responsibility. We honor the power of sport by leading through example, and we will continue to use sport to inspire, build the best fan experience and cause no unnecessary harm, working with our fans, community, suppliers, partners and employees to have a positive influence in the world.

INDUSTRY-LEADING LEED CERTIFICATIONS

In 2022, the Twins were awarded LEED Platinum certification for Existing Buildings: Operations & Maintenance — making Target Field the first Major League Baseball (MLB) facility to receive the U.S. Green Building Council’s highest possible honor via the new LEED v4.1 rating system.

Since opening Target Field in 2010, the Twins are the first and only MLB club to achieve five separate LEED certifications:

- 2010:** LEED Silver for New Construction
2nd MLB team thus honored
- 2011:** LEED Silver for Existing Buildings: Operations & Maintenance
1st North American professional sports franchise to earn Silver for both construction and operations
- 2017:** LEED Gold for Existing Buildings: Operations & Maintenance
1st organization in North American professional sports to attain Gold in this category
- 2019:** LEED Gold for Existing Buildings: Operations & Maintenance recertification
- 2022:** LEED Platinum for Existing Buildings: Operations & Maintenance
1st MLB club to earn Platinum under the new LEED v4.1 rating system

Target Field is also the nation’s first sports venue to earn three levels of LEED certification through Arc, the state-of-the-art digital platform that uses real-world data to help benchmark, measure and improve sustainability performance. Arc is the first of its kind to track progress through a performance score, enabling projects to make more informed decisions when it comes to sustainability.

USGBC LEADERSHIP AWARD

In recognition of the Minnesota Twins’ outstanding contributions to green building and sustainability in the sports industry, the U.S. Green Building Council (USGBC) honored the organization with a 2019 Leadership Award. The Twins, heralded as a “model for sustainability in the sporting world,” were awarded for using green building and sustainable practices to improve quality of life for those around them.



Target Field Receives LEED® Platinum Certification for Operations & Maintenance
Awarded September 2022
by U.S. Green Building Council

Target Field is the first Major League Baseball stadium to receive LEED Platinum certification for the operations and maintenance of the stadium since LEED certification was introduced in 2009. Target Field is the first Major League stadium to receive Platinum level of LEED certification (LEED v4.1). The award recognizes the project team's commitment to high performance and innovative sustainability.



Greenbuild Leadership Award
Awarded September 2019
by U.S. Green Building Council

Greenbuild Leadership Award recognizes leading building owners, architects, building and construction. The award is given to organizations that have demonstrated leadership in the marketplace.



The First Professional Sports Facility to Receive LEED® Gold Certification for Operations & Maintenance
Awarded September 2011
by U.S. Green Building Council

The Minnesota Twins were the first professional sports franchise to earn LEED Gold certification for the operations and maintenance of the stadium since LEED certification was introduced in 2009. Target Field is the first Major League stadium to receive Gold level of LEED certification (LEED v2.2). The award recognizes the project team's commitment to high performance and innovative sustainability.



The First Professional Sports Facility to Receive LEED® Silver Certification for Both Construction and Operations
Awarded September 2010
by U.S. Green Building Council

Target Field is the first professional sports facility to receive LEED Silver certification for both construction and operations since LEED certification was introduced in 2009. Target Field is the first Major League stadium to receive Silver level of LEED certification (LEED v2.2). The award recognizes the project team's commitment to high performance and innovative sustainability.



LEED® Silver-Level Certification
Awarded April 2010
by U.S. Green Building Council

The building is Energy and Environment Design (EED) using green building and design high performance practices. The environmental impact is reduced by 10% compared to other buildings of the same size. The LEED score of 50 points is the highest score ever awarded for a building. LEED offers the multiple sustainability benefits that are the key to long-term success.



TARGET FIELD®


Accolades, Continued...

THE “GREENEST” BALLPARK IN AMERICA

MAJOR LEAGUE BASEBALL GREEN GLOVE AWARD

The Twins won the 2021 Green Glove Award, given to the Major League Baseball club with the highest waste diversion rate during the previous year. In beating six other finalists, the Twins became the first club other than the San Francisco Giants or Seattle Mariners to win the award since its inception in 2008.

During the 2021 season, the Twins saved more than 99 percent of Target Field waste from landfills: 33.8 percent via composting, 34.4 percent via recycling and 31.1 percent via a waste-to-energy partnership with the Hennepin Energy Recovery Center (HERC).



TARGET FIELD WASTE DIVERSION

More than 99 percent of waste generated at Target Field is diverted from landfills — a process driven by the Twins, the club’s partners and the in-ballpark efforts of fans.

CAPTURING AND REUSING RAINWATER

Through a custom-designed Rain Water Recycle System provided by Minneapolis-based Pentair, the Twins have captured, purified and reused nearly 20 million total gallons of rainwater since Target Field opened, drastically reducing the use of municipal water at the ballpark. The majority of recycled rainwater is used to wash down the seating bowl attached to the main concourse.

RECYCLING, COMPOSTING AND CONVERTING WASTE TO ENERGY

Through aggressive recycling and waste-to-energy programs, the Twins have kept more than 16,000 tons of waste out of local landfills from 2011 to 2023.

5,059 tons of trash have been sent to the Hennepin Energy Recovery Center (HERC)

5,446 tons of waste have been recycled from Target Field

5,647 tons of organic materials have been composted and diverted from landfills

DONATING UNUSED FOOD TO LOCAL CHARITIES

The Twins and concessionaire partner Delaware North Sportservice donate more than five tons of food to local charities each season. Through a partnership with Rock and Wrap it Up!, Inc., all prepared but untouched meals at Target Field are boxed up and donated to local charities. To date, these efforts have kept more than 88 tons of waste out of local landfills.

The Twins are proud to partner with Delaware North Sportservice, Eco-Products, Ecolab, Marsden Services, Pentair, Republic Services and Rock and Wrap it Up!, Inc. for sustainability efforts at Target Field.



2010 Green Project of the Year Award
By Recycling Services of Minnesota

This award recognizes a special green project in Minnesota demonstrating leadership in environmental stewardship and sustainability by reducing waste, conserving resources, and promoting environmental stewardship to Minnesota.



Target Field Plaza Best Park
By Downtown Improvement District

The Downtown Chicago Awards were developed by the Downtown Development Corporation, Downtown Chicago and Public Works Commission as a way to recognize the private efforts being made to enhance the downtown neighborhood.



Target Field Station Best Large Green Space Activation
By Downtown Improvement District

The Downtown Greening Awards were developed by the Downtown Development Corporation, Downtown Chicago and Public Works Commission as a way to recognize the private efforts being made to enhance the downtown neighborhood.



Target Field Station Best Open Space Green Infrastructure
By Downtown Improvement District

The Downtown Greening Awards were developed by the Downtown Development Corporation, Downtown Chicago and Public Works Commission as a way to recognize the private efforts being made to enhance the downtown neighborhood.



Target Field Station Best Large Green Space Activation
By Downtown Improvement District

The Downtown Greening Awards were developed by the Downtown Development Corporation, Downtown Chicago and Public Works Commission as a way to recognize the private efforts being made to enhance the downtown neighborhood.



TARGET FIELD®

Accolades, Continued...



GREEN PROJECT OF THE YEAR AWARD

Awarded by Recycling Association of Minnesota to recognize a special green project in Minnesota demonstrating outstanding environmental results and innovation by reducing environmental issues.

#1 SPORTS STADIUM EXPERIENCE IN NORTH AMERICA

Awarded by ESPN The Magazine as the #1 professional sports stadium, from a field of 122 venues.

BALLPARK OF THE YEAR

Awarded by Ballpark Digest for the best developments in baseball, based on nominations from the baseball community.

DESIGN HONOR AWARD

Awarded from the Minnesota Society of Landscape Architects.

AMERICA'S TRANSPORTATION AWARD

Awarded for Innovative Management for Destination Target Field by American Association of State Highway and Transportation Officials.

ACCESS AWARD

Awarded by Minnesota State Council on Disability on recognition of outstanding contributions on behalf of people with disabilities and for outstanding solutions that eliminate or reduce barriers for persons with disabilities.

LEED SILVER CERTIFICATION FOR CONSTRUCTION AND OPERATIONS

Awarded by U.S. Green Building Council as the first professional sports facility to receive LEED (Leadership in Energy & Environmental Design) Silver Certification for both construction and operations.

SPORTS FACILITY OF THE YEAR AWARD

Awarded by Sports Business Journal and Sports Business Daily to new, renovated or established sports facilities in North America whose primary function is hosting and staging sporting events.

STORMREADY SUPPORTER

Awarded by the National Weather Service as the first sports facility in Minnesota to help arm America's communities with the communication and safety skills needed to save lives and property before and during the event.

GRAND AWARD FOR ENGINEERING EXCELLENCE

Awarded from the American Council of Engineering Companies. ACEC called it the perfect "squeeze play". Challenged with transforming an 8.5-acre site characterized as "too small and virtually unbuildable," the project team devised structural components that extended the facility over an adjoining rail line, two commuter lines and a major highway.



FOOD RECOVERY CHALLENGE ACHIEVEMENT AWARD

Awarded by United States Environmental Protection Agency for donating food and recycling food scraps to reduce waste, feed the needy and save money. Award winners have prevented more than 350 tons of food scraps from entering landfills.

COMMUNITY INNOVATOR AWARD

Awarded by The Arc Minnesota to an individual, organization, or business that has developed a unique program, service, or idea that increased the community inclusion or self-determination of persons with intellectual and developmental disabilities and their families.

THE CITY OF MINNEAPOLIS - ERIK PETERSON ADVOCACY AWARD

The City of Minneapolis' Advisory Committee on People with Disabilities brings awareness to disability employment issues as well as issues important to residents living with disabilities.



MIDWEST'S BEST PROJECT

Presented by the Engineering News-Record, Target Field Station received an Award of Merit in recognition for outstanding design and construction in the Transportation category.

HONOR AWARD FOR REGIONAL & URBAN DESIGN

Awarded by The American Institute of Architects, Target Field Station received the Institute Honor Award for its role in changing the culture of the transit model, especially as it relates to the ballpark and the surrounding district.

MLB BALLPARK RENOVATION

Awarded by Baseball Digest in recognition of the creation of Bat & Barrel and expansion of the right field concourse.

TOP SPOT

Awarded by Pediatric Home Service in recognition of Target Field being named the best Minnesota sports venue for accommodating families of children with special needs.

MOST VEGAN FRIENDLY


Awarded by PETA in recognition of Target Field's being named the most vegan-friendly ballpark in Major League Baseball.



TARGET FIELD®

Target Field Station


Opened in spring of 2014, Target Field Station connects people and places, as this multi-modal transportation hub at 5th St. N and 5th Ave. N in downtown Minneapolis offers public green spaces, connections to hundreds of trains daily via the METRO Blue and Green lines, the Northstar Commuter Rail, as well as access to the North Loop neighborhood. Target Field Station's more than 104,000 square feet of space include a public plaza for year-round special events and activities, green space, a 1,000-seat amphitheater, office space, retail shops and a 286-car underground parking garage. The Minnesota Twins, Target and Hennepin County offer programming and special events in the public space.



TARGET FIELD STATION PROVIDES a connection for commuters, baseball fans, downtown visitors and riders connecting to other Metro Transit services — including Blue and Green Line Light Rail service to St. Paul, the airport and Mall of America, the Northstar Commuter Rail Line, as well as bus service from the nearby 5th Street Transit Center. Future transit lines and plans to develop a transportation hub will create additional regional connections for Target Field commuters.



THE PURPOSE of Target Field Station is to provide high-quality transit service and efficient access to Minneapolis and surrounding communities. This hub encourages greater use of public transportation within the Twin Cities due to a centrally-located facility, and improved multi-modal and pedestrian connections.



LOCATED on the north side of the park, Target Field Station is connected to the North Loop neighborhood. The name refers to the trolley line that once ran through the area, which is part of Minneapolis' Warehouse District. It connects the North Loop neighborhood with its roots.



THE BLUE LINE runs from Target Field to the Mall of America. The Central Corridor — Green Line — runs down University Avenue to St. Paul's Union Depot.




TARGET FIELD®

Upgrades

The Twins are continually examining all aspects of their home ballpark with an eye towards evolving, adapting and ultimately improving the Target Field experience for fans, players, staff and neighbors alike. Following are the major renovations, additions and enhancements at Target Field since it opened in 2010.

RIGHT FIELD VIDEOBOARD AND TWINS TOWER (2010-11 OFFSEASON; FURTHER ENHANCEMENTS IN 2022-23 OFFSEASON) - Located next to each other behind the right field grand stand, the videoboard and Twins Tower were first introduced before the 2011 season, then further enhanced before the 2023 offseason as part of the Twins' "Scoreboard 2.0" project with Daktronics and Dimensional Innovations (please see page 486 for more information).




CORONA RIGHT FIELD PATIO (2012-13 OFFSEASON) - The Twins replaced regular seating in the right field corner and unveiled "porch seating" in an area designed to be an exciting destination for both group and single-game ticket purchasers, similar to the Budweiser Roof Deck in left field. Beginning on Opening Day 2022, this area became known as the Corona Right Field Patio.

GRAY DUCK DECK (2014-15 OFFSEASON; RENOVATED AGAIN 2019-20 OFFSEASON) - Originally built after the 2014 season to replace a team store and add more drink rails, the Twins and Gray Duck announced a new partnership in 2020 that brings the Minnesota liquor brand into Target Field with an open-air bar featuring signature drinks, celebrity bartender events and a great view of the game. Located adjacent to the left field foul pole, inside Gate 6.



DELTA SKY360° SUITE AND CUTWATER COCKTAIL BAR AT MINNIE & PAUL'S (2015-16 OFFSEASON; RENOVATED AGAIN 2023-24 OFFSEASON) - The Twins and Populous transformed the center field seating area into a multi-level fan gathering space. The upper level, featuring Cutwater Cocktail Bar at Minnie & Paul's, is open to all fans and includes Cutwater's premium cocktails, perfectly mixed, plus food from Minnesota's own Pizza Lucé and Red Cow. The lower tier houses the Delta SKY360° Suite, an all-inclusive club with access to approximately 120 Twins Season Ticket Holders.

LED LIGHTING (2016-17 OFFSEASON) - The field lighting was upgraded to LED technology, reducing fixture count from 746 to approximately 512 and cutting energy use by approximately 55% for the field lighting. Additionally, the LED technology provides an improved look for not only fans at the ballpark, but also for television viewers. LED fixtures were also installed to illuminate the underside of the canopy, allowing for flexibility to change colors as desired.



TARGET FIELD®

Upgrades, Continued...



TRULLY ON DECK (2017-18 OFFSEASON) - Renovated in 2018, the space formerly known as the “Metropolitan Club” was improved to accommodate any guest, making it open to all fans with a game-day ticket. The expansive renovation includes operable glass windows, opening the space to the full Target Field experience. With indoor and outdoor seating, state-of-the-art video elements, Minnesota-based artist murals and major Twins award history on display, Trully On Deck is a great setting before, during or after the game.

“LIVING WALL” BATTER’S EYE (2018-19 OFFSEASON)

- Replacing the previous black backdrop, the Target Field living wall system is the first of its kind for a Major League Baseball batter’s eye and, at 2,280 square feet, is among the largest in the continental United States. The living wall incorporates approximately 5,700 sea green juniper plants, individually installed and secured in a tiered, multiple-tray system. Together, the junipers create a consistent, stationary background without variations in color or texture.



GATE 34 AREA

Beginning in 2018, accelerating in 2019 and continuing through 2020 and into 2021, the Twins added more than 9,300 square feet to the Gate 34 area, enhancing ingress and egress, while transforming Target Field’s “front door” into a dynamic, vibrant space for fans to gather, eat and drink, play lawn games, relax and enjoy the shared experience of Twins Baseball.



EXPANDED CONCOURSE AND DRAFTS AT 34 - In 2018, the Twins expanded the main concourse at the intersection of Gates 29 and 34 by as much as 40 feet, creating enhanced ingress and egress for fans. This renovation also cut down on congestion and provided fans with new, premium drink rail standing-room locations. Also included in the concourse renovation was a tap wall known as DRAFTS at 34, which features more than 20 unique beers from across Twins Territory.



TWIN CITIES TAVERN, GATE 34 LAWN AND CREATOR’S CORNER PRESENTED BY U.S. BANK - Beginning in 2021, the main entrance to Target Field became home to a pair of new gathering spots before or during the game. The 10,000 Lakes Bar features food and beverage options, while the 5,600-square-foot Gate 34 Lawn is an inviting place for kids, families and all fans to kick back and relax on weather-resistant furniture; or, to enjoy a game of catch and a spirited round of favorite lawn games such as cornhole. On select game days, the lawn also hosts Bullseye’s Backyard presented by Target with interactive activities for all ages. The Creator’s Corner presented by U.S. Bank, featuring a trio of Twins Territory businesses owned by women or Black, Indigenous and People of Color, debuted with the 2023 Home Opener (please see page 481 for more information).

TARGET FIELD®

Upgrades, Continued...

UNITEDHEALTHCARE SENSORY SUITE (2021-22 OFFSEASON) -

The Twins are proud to invite neuroatypical guests of all ages and abilities to visit Target Field's state-of-the-art UnitedHealthcare Sensory Suite. Located on the UnitedHealthcare Suite Level, the former "Suite 1" was completely renovated before the 2022 season and, in partnership with leading health care experts, reimagined and equipped to provide a welcoming, compatible environment in which neuroatypical guests may find temporary respite, if needed, during games. The spacious Sensory Suite features unique, separated spaces specifically designed to meet different needs, including those of children and adults, while on-site staffers have been individually trained to deliver appropriate and diverse assistance. The UnitedHealthcare Sensory Suite's unique location is meant to ensure accessibility, while also helping to ease guests' transition back to their ticketed seats by offering a controlled, outdoor area overlooking the game. This outdoor option makes Target Field's sensory area among a select few professional sports venues nationally to have a view of the playing surface.



CUB AT TARGET FIELD (2021-22 OFFSEASON) - Located inside Gate 6 down the left field line, "CUB at Target Field" is an open-air, walk-through environment delivering both fresh hot food and pre-packaged grab-and-go items not available elsewhere in the ballpark, and — in a first for local sports venues — a walk-in cooler featuring an extensive variety of canned craft beers. Guests can enjoy this customizable, interactive shopping experience at their own pace, before quickly and efficiently purchasing their items through self-checkout stations.

GATE 29 MOSAIC (2021-22 OFFSEASON) - The Twins brought public art celebrating the diversity of our city, state and region — not just on game day, but 365 days a year — to the ballpark's "front porch" outside Gate 29. Designed by the renowned Minneapolis duo of mosaic artist Daniela Bianchini and muralist Kalaka, and showcasing the themes of "All Are Welcome at Target Field" and "Celebrating Our Community's Rich Diversity," this majestic glass mosaic is as varied and uniquely special as the people it represents. Comprised of thousands of individual glass pieces, the 66-foot-long mural brings many of Minnesota's cultures and communities together in a colorful expression of unity.



THE PLAYING SURFACE (2021-22 OFFSEASON) - After 12 years, 928 Major League Baseball games (including the 2014 All-Star Game), 11 years of the Minnesota State High School League championships, 40 college baseball games (including the 2013 and 2015 Big Ten Conference tournaments), 17 concerts, two college football games, one soccer friendly and the 2022 Discover NHL Winter Classic®, the playing surface at Target Field was replaced for the first time prior to the 2022 Twins season. This extensive project, which began February 24, 2022, and was completed in late-March, involved crews entirely comprised of Minnesotans. The new playing surface again features the same four-way blend of Kentucky Bluegrass, with the foundational sand coming from Elk River, Minnesota. The old (original) turf was broken down into reusable material.

TARGET FIELD®

Upgrades, Continued...




WOMEN IN BASEBALL MURAL (2022-23 OFFSEASON)

- Unveiled prior to the 2023 Home Opener and located adjacent to Keeper's Heart Town Ball Tavern, the "Women in Baseball Mural" celebrates the past, present and future of women in baseball, with a specific historical focus on the Upper Midwest. Designed and created by women, for women, by the Twins Women's Initiative Network (T.W.I.N.) in collaboration with Kim Cameron and Kristie Kordosky of St. Louis Park, MN-based Art Partners, 15 women (or groups of women) are portrayed on the mural.



THE DOCK PRESENTED BY WINNEBAGO INDUSTRIES (2023-24 OFFSEASON)

- In true Minnesota fashion (and in a setting unique across Major League Baseball), fans at Target Field will be able to combine the luxury of Winnebago Industries' boat brands with the excitement of Twins baseball. Beginning with the 2024 Home Opener, and located in section 137 beyond the rightfield wall, "The Dock" presented by Winnebago Industries features seating for up to 12 people in a specially crafted, elevated section inspired by the open bow feel of Chris-Craft and Barletta boats.



TARGET FIELD®

Scoreboard 2.0

The Twins' most expansive renovation of their home ballpark since it opened in 2010, the Scoreboard 2.0 project — which debuted with the 2023 Home Opener — further enhances the Target Field fan experience by delivering best-in-class LED technology for the venue's main and auxiliary videoboards and other digital displays, along with a pair of creative, interactive and signature elements: An updated "Minnie & Paul" celebration sign rising above the ballpark in center field, and the club's "TC" mark encased in a revolving, illuminated baseball medallion sitting atop the right field tower ("Twins Tower").

VIDEOBOARDS AND DIGITAL DISPLAYS

Beginning with the 2023 Home Opener, Target Field now features **22 LED displays totaling more than 13.1 million LEDs and more than 23,000 square feet — a 63% increase from 2022, a 113% jump from 2010 and among the most extensive in MLB.**

Main Videoboard: 57' high x 178' wide (10,146 sq. feet)
Resolution: 1,128 lines x 3,552 columns (HDR capable)
76% larger than previous display (7th largest in MLB)
Among select few in MLB to be HDR capable

Auxiliary Board: 28' high by 77' wide (2,156 sq. feet)
Resolution: 828 lines x 2,304 columns
54% larger than previous display

Other Displays: Twins Tower (74' high x 33'6" wide; 2,479 sq. feet); **21% bigger**
Seating bowl ribbons (11 displays at 1,485 linear feet); **21% more**
Bullpen (8'6" high x 96' wide; 816 sq. feet); **54% bigger**
Outfield fence (12' high x 109' wide; 1,308 sq. feet)
Gate 34 entrance (43' high x 17' wide; 731 sq. feet); **NEW in 2023**



MINNIE & PAUL CELEBRATION SIGN

A hallmark of Target Field since the ballpark opened in 2010, the new Minnie & Paul celebration sign imbues nostalgia with technological enhancements.

Design: Taking elements from the Twins' primary logos from the 1961-86 seasons, the historical characters of Ray Barton's original sketch are again depicted shaking hands across the Mississippi River, while "Win! Twins!" completes the scene, which is framed within the Minnesota state outline.

Dimensions: 46' high x 39' wide (same as previous).
17,280 pounds (11,700 pounds of which is the steel frame).

Handshake: Rather than the shifting light display of the prior iteration, Minnie & Paul's handshake is now mechanical with moving arms.

LED Lighting: 1,203 linear feet of controllable, RGBW LED display, with 155 total LEDs. "Win! Twins!" is controlled independently; color scheme is customizable.




REVOLVING BASEBALL MEDALLION AND "TC" LOGO

Sitting atop the "Twins Tower" in right field, the combined effect of the new, luminous baseball medallion and the encased, illuminated "TC" logo creates a brilliant "Beacon to the City" and a focal point for Target Field, downtown Minneapolis and all Twins fans.

Design: The baseball medallion is technically a three-frequency geodesic sphere made up of icosahedron triangles — the higher the frequency, the more triangles there are. The more triangles it has, the stronger and more spherical it becomes; the baseball rotates around an internal "TC" logo.

Dimensions: The baseball medallion is approximately 12' in diameter.
The internal "TC" stands 9' tall.
Total weight is 2,500 pounds (including its steel support).

LED Lighting: The baseball medallion has 60 programmable RGBW LED nodes, spaced equally at hub connections (there are 70 pairs of illuminated stitches). The "TC" is internally illuminated on both sides.

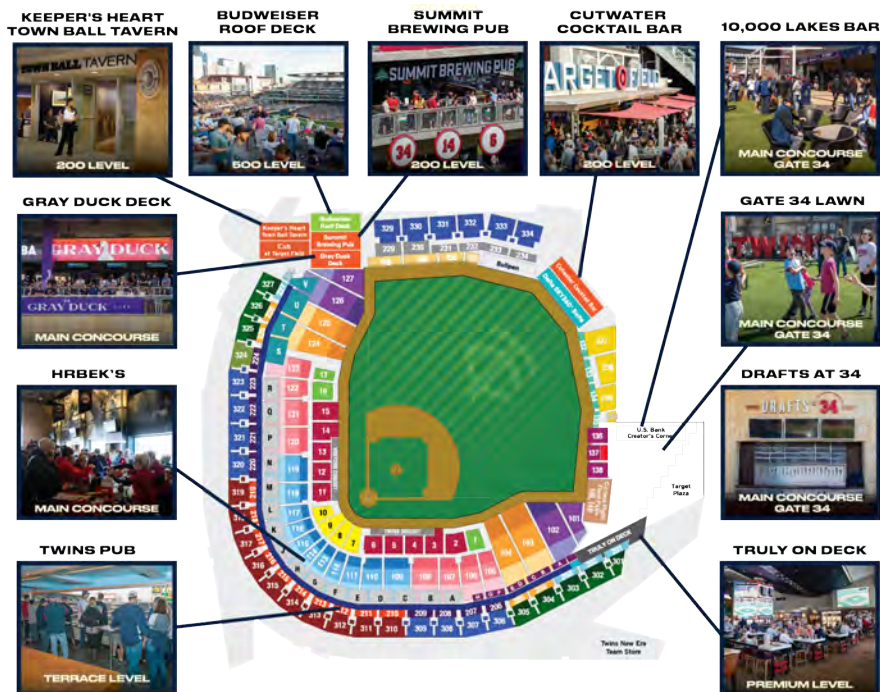


The \$29.5 million project, which also replaced all previous videoboard control room equipment, was funded equally by the Twins and the Minnesota Ballpark Authority's Ballpark Capital Reserve Fund. Video displays were provided by Daktronics (including assembly at the company's Redwood Falls, Minnesota factory), while the Minnie & Paul Celebration Sign and Revolving Baseball Medallion with "TC" logo were designed and built by Dimensional Innovations. The project was executed as a design-build partnership between Mortenson and HGA.

TARGET FIELD®

Social Spaces

Since its opening, Target Field has evolved with — and for — Twins fans. Centered on, and enhanced by, the action on the field, an afternoon or evening at the ballpark is ultimately about more than nine innings or your ticketed seat. Twins Baseball is a communal experience, meant to be shared with friends, family and other fans in inclusive and engaging areas. From behind home plate to centerfield, from foul pole to foul pole, across all levels of Target Field and open to any fan with a ticket, the Twins are proud to provide social places for our fans to gather and enjoy the game — together.



DID YOU Know?

...that after a complete high-tech overhaul (completed prior to the 2021 season), Target Field deploys Wi-Fi 6. At nearly three times faster than the previous iteration, and with 670 hot spots throughout the ballpark, Target Field's Wi-Fi energizes a whole new level of digital engagement while enjoying the game.

CREATOR'S CORNER PRESENTED BY U.S. BANK

Using their shared platforms to spotlight and elevate Twins Territory businesses owned by women or Black, Indigenous and People of Color, the Minnesota Twins and U.S. Bank are partnering on a multi-year initiative to bring the "Creator's Corner presented by U.S. Bank" to Target Field. This unique retail space inside Gate 34 — the ballpark's "front porch" — debuted with the 2023 Home Opener and is home to three businesses for the entire season, with a new trio featured each subsequent year; the Twins will collaborate with the companies to feature, promote and sell their products, while making a financial investment in each.

2024 Creator's Corner
Barefoot Potter (Minneapolis)
Fox Lake Furniture (Trimont)
United Goods (Minneapolis)

2023 Creator's Corner
Must Be Ruff (Brooklyn Park)
Native Roots Trading Post (St. Paul)
SJC Body Love (St. Paul)

CREATOR'S CORNER
 PRESENTED BY **us bank**



TARGET FIELD® Seating Diagram



- MAIN LEVEL**
- Champions Club
 - Dugout Box Infield
 - Dugout Box
 - Home Plate Box
 - Infield Box
 - Diamond Box
 - Field Box
 - Left Field Bleachers
 - The Cove
 - Overlook
 - The Dock presented by Winnebago Industries
 - Corona Right Field Patio

- ROOF DECK**
- Budweiser Roof Deck
- CLUB LEVEL**
- Thrivent Club
 - Legends Landing
 - Event Suites
 - Truly On Deck
- UNITEDHEALTHCARE SUITE LEVEL**
- Premier Suites
 - UnitedHealthcare Sensory Suite

Accessible Seats:
To ensure a positive experience for all guests, Target Field offers accessible seating throughout the ballpark.



- TERRACE LEVEL**
- Home Plate Terrace
 - Diamond Terrace
 - Field Terrace
 - Corner Terrace
 - Home Plate View
 - Diamond View
 - Field View
 - TickPick Family Section
- OUTFIELD MEZZANINE LEVEL**
- Delta SKY360 Suite
 - Treasure Island Home Run Deck Terrace
 - Treasure Island Home Run Deck View
 - Grandstand

ALL-STAR HISTORY





MINNESOTA TWINS AND THE ★ ALL-STAR GAME ★

The Minnesota Twins hosted Major League Baseball's All-Star Game in 2014, marking the third time as the host city to one of Major League Baseball's jewel events.

All-Star game events began at the Minneapolis Convention Center on July 11, where the T-Mobile FanFest took place for five days. On July 13, events included the MLB All-Star Charity 5-K & Fun Run, Taco Bell All-Star & Celebrity Softball Game and the SiriusXM Futures Game, where Jose Berrios, Alex Meyer and Kennys Vargas represented the Twins organization. July 14 featured the State Farm Home Run Derby, won by Oakland's Yoenis Cespedes. Brian Dozier represented the Twins, hitting two home runs while former Twin Justin Morneau participated in his third career Home Run Derby. Major League Baseball's 85th All-Star Game took place on July 15, which signified Yankee shortstop Derek Jeter's 14th and final All-Star Game. Jeter went 2-for-2, recording the game's first hit and run in the first inning. The Angels' Mike Trout earned the MVP Award, going 2-for-3 with two RBI and a run scored. The Twins were represented by catcher Kurt Suzuki and closer Glen Perkins, who combined to pitch and catch the ninth inning, giving Perkins the save in the American League's 5-3 victory. The game was played in front of 41,048, while attendance for the three days of events at Target Field was 121,169.

TWINS HOME RUN DERBY PARTICIPANTS

PLAYER	YEAR
Tom Brunansky	1985
Gary Gaetti	1989
Torii Hunter	2002
Justin Morneau	2007
Justin Morneau	2008
Joe Mauer	2009
Brian Dozier	2014
Miguel Sanó	2017

Bold Denotes Home Run Derby Champion

Metropolitan Stadium hosted the 1965 All-Star Game on July 13, a 6-5 National League victory that featured 18 Hall of Famers, including Harmon Killebrew, Hank Aaron, Roberto Clemente, Bob Gibson, Sandy Koufax, Mickey Mantle, Juan Marichal, Willie Mays, Frank Robinson and Joe Torre. The Twins were represented by six players, marking the most in club history. The two starters for the Twins included Harmon Killebrew, who played first base and batted third and Earl Battey, who played catcher and batted eighth. Killebrew went 1-for-3 with a two-run homer in the fifth inning off Cincinnati's Jim Maloney. Twins in a reserve role included Tony Oliva, who went 1-for-2 with the game's only double; Zoilo Versalles; Jimmie Hall; and Jim "Mudcat" Grant, who allowed two runs in 2.0 innings of relief. The game was ultimately decided by a Ron Santo infield single, scoring Willie Mays in the seventh inning. Juan Marichal started for the NL, pitching 3.0 scoreless innings and earned the game's MVP Award. Sandy Koufax was the winning pitcher, Sam McDowell was the loser, and Bob Gibson was credited with the save as the game lasted two hours and 45 minutes and was played in front of 46,706.

On July 16, 1985, the Hubert H. Humphrey Metrodome staged the 56th All-Star Game, a 6-1 NL victory that included Hall of Famers Bert Blyleven, George Brett, Wade Boggs, Carlton Fisk, Tony Gwynn, Rickey Henderson, Paul Molitor, Jim Rice, Cal Ripken Jr., Nolan Ryan, Ryne Sandberg, Ozzie Smith and Dave Winfield. The Twins' lone representative was Tom Brunansky, who grounded out to short in his only at-bat in a reserve role and played one inning in right field. The NL jumped out in front early with a Steve Garvey RBI single in the second inning and held the lead throughout. LaMarr Hoyt started for the NL, allowing one unearned run in 3.0 innings pitched, earning the win and the game's MVP Award. Detroit's Jack Morris was the AL starter and suffered the loss. The game lasted two hours and 54 minutes and was played in front of 54,960.

The Dome also played host to the first ever All-Star Home Run Derby, including the Twins' own Tom Brunansky, who hit four home runs, good for second most among the 10 participants. Other participants were Jack Clark, Carlton Fisk, Steve Garvey, Eddie Murray, Dale Murphy, Home Run Derby Champion Dave Parker, Jim Rice, Cal Ripken Jr. and Ryne Sandberg.

Metropolitan Stadium hosted the 1965 All-Star Game on July 13, a 6-5 National League victory that featured 18 Hall of Famers, including Harmon Killebrew, Hank Aaron, Roberto Clemente, Bob Gibson, Sandy Koufax, Mickey Mantle, Juan Marichal,

TWINS FUTURES GAME SELECTIONS

PLAYER	TEAM	YEAR
Oswaldo Arcia, OF	World	2012
Jordan Balazovic, RHP	AL	2019
Grant Balfour, RHP	World	2001
Jose Berrios, RHP	World	2014, 2015
Travis Bowyer, RHP	U.S.	2005
Byron Buxton, OF	U.S.	2013
J.T. Chargois, RHP	U.S.	2016
Michael Cuddyer, IF	U.S.	1999
J.D. Durbin, RHP	U.S.	2003
David Festa, RHP	AL	2023
Matt Garza, RHP+	U.S.	2007
Kyle Gibson, RHP	U.S.	2011
Nick Gordon, IF	U.S.	2011
Liam Hendriks, RHP	World	2010, 2017
Luke Hughes, IF	World	2008
Max Kepler, OF+	World	2015
Alex Kirilloff, OF	U.S.	2018
Jason Kubel, OF	U.S.	2004
Royce Lewis, IF	AL	2019
Francisco Liriano, LHP	World	2005
Trevor May, RHP+	U.S.	2014
Joe Mauer, C	U.S.	2003
Alex Meyer, RHP	U.S.	2014
Justin Morneau, IF	World	2002, 2004
Trent Oeltjen, OF	World	2006
Michael Restovich, OF	U.S.	2002
Ben Revere, OF	U.S.	2010
Luis Rivas, IF	World	2000
J.C. Romero, LHP	World	1999
Miguel Sanó, IF	World	2013
Anthony Slama, RHP	U.S.	2010
Nedard Span, OF+	U.S.	2008
Spencer Steer, IF	AL	2022
Brad Thomas, LHP	World	2000
Lewis Thorpe, LHP	World	2018
Matt Tolbert, IF	U.S.	2007
Rene Tosoni, OF	World	2009
Kennys Vargas, 1B/DH	World	2014
Matt Wallner, OF	AL	2022
Josh Winder, RHP	AL	2021

+ Did not participate

NOTE: 2019 was first season MLB switched from US/WORLD TO AL/NL



★ 36TH ALL-STAR GAME ★

TUESDAY, JULY 13, 1965 AT METROPOLITAN STADIUM

NATIONAL LEAGUE 6, AMERICAN LEAGUE 5

National	3	2	0	0	0	0	1	0	0	—	6	11	0
American	0	0	0	1	4	0	0	0	0	—	5	8	0

NATIONAL	AB	R	H	RBI	AMERICAN	AB	R	H	RBI
Willie Mays, cf	3	2	1	1	Dick McAuliffe, ss	3	2	2	2
Hank Aaron, rf	5	0	1	0	Sam McDowell, p	0	0	0	0
Willie Stargell, lf	3	2	2	2	Tony Oliva, ph-rf	2	0	1	0
Roberto Clemente, ph-lf	2	0	0	0	Brooks Robinson, B, 3b	4	1	1	0
Dick Allen, 3b	3	0	1	0	Max Alvis, 3b	1	0	0	0
Ron Santo, 3b	2	0	1	1	Harmon Killebrew, 1b	3	1	1	2
Joe Torre, c	4	1	1	2	Rocky Colavito, rf	4	0	1	1
Ernie Banks, 1b	4	0	2	0	Eddie Fisher, p	0	0	0	0
Pete Rose, 2b	2	0	0	0	Joe Pepitone, ph	1	0	0	0
Maury Wills, ss	4	0	1	0	Willie Horton, lf	3	0	0	0
Leo Cardenas, ss	0	0	0	0	Felix Mantilla, 3b	2	0	0	0
Juan Marichal, p	1	1	1	0	Bobby Richardson, 2b	2	0	0	0
Cookie Rojas, ph	1	0	0	0	Vic Davalillo, cf	2	0	1	0
Jim Maloney, p	0	0	0	0	Zoilo Versalles, ss	1	0	0	0
Don Drysdale, p	0	0	0	0	Earl Battey, c	2	0	0	0
Frank Robinson, ph	1	0	0	0	Bill Freehan, c	1	0	1	0
Sandy Koufax, p	0	0	0	0	Milt Pappas, p	0	0	0	0
Turk Farrell, p	0	0	0	0	Jim 'Mudcat' Grant, p	0	0	0	0
Billy Williams, ph	1	0	0	0	Al Kaline, ph	1	0	0	0
Bob Gibson, p	0	0	0	0	Pete Richert, p	0	0	0	0
Totals	36	6	11	6	Totals	34	5	8	5

LOB — National 7, American 8. 2B — Oliva. HR — Mays, Torre, Stargell, McAuliffe and Killebrew. SB — Rose.
 DP — National 1 (Wills, Rose and Banks), American 2 (B. Robinson, Mantilla and Killebrew), (McDowell, Richardson and Killebrew).

PITCHING

NATIONAL	IP	H	R	ER	BB	SO	AMERICAN	IP	H	R	ER	BB	SO
Juan Marichal	3.0	1	0	0	0	0	Milt Pappas	1.0	4	3	3	1	0
Jim Maloney	1.2	5	5	5	2	1	Jim 'Mudcat' Grant	2.0	2	2	2	1	3
Don Drysdale	0.1	0	0	0	0	0	Pete Richert	2.0	1	0	0	0	2
Sandy Koufax (W)	1.0	0	0	0	2	1	Sam McDowell (L)	2.0	3	1	1	1	2
Turk Farrell	1.0	0	0	0	1	0	Eddie Fisher	2.0	1	0	0	0	0
Bob Gibson (S)	2.0	2	0	0	1	3	Totals	9.0	11	6	6	3	7
Totals	9.0	8	5	5	6	5							

WP — Maloney. Umpires — Stevens, Weyer, DiMuro, Williams, Valentine and Kibler.
 T — 2:45. A — 46,706



★ 56TH ALL-STAR GAME ★

TUESDAY, JULY 16, 1985 AT H.H.H. METRODOME

NATIONAL LEAGUE 6, AMERICAN LEAGUE 1

National	0	1	1	0	2	0	0	0	2	—	6	9	1
American	1	0	0	0	0	0	0	0	0	—	1	5	0

NATIONAL	AB	R	H	RBI
Tony Gwynn, lf.....	1	0	0	0
Jose Cruz, lf.....	1	0	0	0
Tim Raines, ph-lf.....	0	1	0	0
Tom Herr, 2b.....	3	1	1	0
Nolan Ryan, p.....	1	0	0	0
Tony Pena, c.....	1	0	0	0
Steve Garvey, 1b.....	3	0	1	1
Jack Clark, 1b.....	1	0	0	0
Dale Murphy, cf.....	3	0	1	0
Willie McGee, cf.....	2	0	1	2
Darryl Strawberry, rf.....	1	2	1	0
Dave Parker, rf.....	2	0	0	0
Graig Nettles, 3b.....	2	0	0	0
Tim Wallach, 3b.....	2	1	1	0
Terry Kennedy, c.....	2	0	1	1
Ozzie Virgil, c.....	1	0	1	2
Fernando Valenzuela, p.....	0	0	0	0
Pete Rose, ph.....	1	0	0	0
Jeff Reardon, p.....	0	0	0	0
Glenn Wilson, ph.....	1	0	0	0
Rich Gossage, p.....	0	0	0	0
Ozzie Smith, ss.....	4	0	0	0
LaMarr Hoyt, p.....	1	0	0	0
Garry Templeton, ph.....	1	0	1	0
Ryne Sandberg, 2b.....	1	1	0	0
Totals	35	6	9	6

AMERICAN	AB	R	H	RBI
Rickey Henderson, cf.....	3	1	1	0
Paul Molitor, 3b-cf.....	1	0	0	0
Lou Whitaker, 2b.....	2	0	0	0
Damaso Garcia, 2b.....	2	0	1	0
George Brett, 3b.....	1	0	0	1
Phil Bradley, cf.....	1	0	0	0
Dan Petry, p.....	0	0	0	0
Willie Hernandez, p.....	0	0	0	0
Eddie Murray, 1b.....	3	0	0	0
Tom Brunansky, rf.....	1	0	0	0
Cal Ripken, ss.....	3	0	1	0
Alan Trammell, ss.....	1	0	0	0
Dave Winfield, rf.....	3	0	1	0
Donnie Moore, p.....	0	0	0	0
Wade Boggs, 3b.....	0	0	0	0
Jim Rice, lf.....	3	0	0	0
Carlton Fisk, c.....	2	0	0	0
Ernie Whitt, c.....	0	0	0	0
Gary Ward, ph.....	1	0	0	0
Rich Gedman, c.....	1	0	0	0
Jack Morris, p.....	0	0	0	0
Jimmy Key, p.....	0	0	0	0
Harold Baines, ph.....	1	0	1	0
Bert Blyleven, p.....	0	0	0	0
Cecil Cooper, ph.....	0	0	0	0
Dave Stieb, p.....	0	0	0	0
Don Mattingly, 1b.....	1	0	0	0
Totals	30	1	5	1

GW RBI — Garvey. E — Kennedy. LOB — National 10, American 7. 2B — Herr, Murphy, Wallach and McGee. SB — Henderson, Strawberry, Winfield, Cruz and Garcia. SF — Brett. DP — National 1 (Pena-Sandberg-Reardon-Wallach).

PITCHING

NATIONAL	IP	H	R	ER	BB	SO	AMERICAN	IP	H	R	ER	BB	SO
LaMarr Hoyt (W).....	3.0	2	1	0	0	0	Jack Morris (L).....	2.2	5	2	2	1	1
Nolan Ryan.....	3.0	2	0	0	2	2	Jimmy Key.....	0.1	0	0	0	0	0
Fernando Valenzuela.....	1.0	0	0	0	1	1	Bert Blyleven.....	2.0	3	2	2	1	1
Jeff Reardon.....	1.0	1	0	0	0	1	Dave Stieb.....	1.0	0	0	0	1	2
Rich Gossage.....	1.0	0	0	0	1	2	Donnie Moore.....	2.0	0	0	0	0	1
Totals	9.0	5	1	0	4	5	Dan Petry.....	0.1	0	2	2	3	1
							Willie Hernandez.....	0.2	1	0	0	1	2
							Totals	9.0	9	6	6	7	8

WP — Valenzuela. HBP — Strawberry (by Blyleven). Umpires — McCoy, Kibler, Bremigan, Williams, Coble and Marsh.
T — 2:54. A — 54,960.



★ 85TH ALL-STAR GAME ★

TUESDAY, JULY 15, 2014 AT TARGET FIELD

AMERICAN LEAGUE 5, NATIONAL LEAGUE 3

National	0	2	0	1	0	0	0	0	0	0	0	0	0	—	3	8	1
American	3	0	0	0	2	0	0	0	0	0	0	0	X	—	5	7	0

NATIONAL	AB	R	H	RBI	AMERICAN	AB	R	H	RBI
Andrew McCutchen, cf	3	0	1	0	Derek Jeter, ss	2	1	2	0
Charlie Blackmon, cf	2	0	0	0	Alexei Ramírez, ss	2	1	1	0
Yasiel Puig, rf	3	0	0	0	Erick Aybar, ss	0	0	0	0
Hunter Pence, rf	1	0	0	0	Mike Trout, lf	3	1	2	2
Troy Tulowitzki, ss	3	0	1	0	Brandon Moss, rf	1	0	0	0
Starlin Castro, c	1	0	0	0	Robinson Canó, 2b	2	0	0	0
Paul Goldschmidt, 1b	3	0	0	0	José Altuve, 2b	0	0	0	1
Freddie Freeman, 1b	1	0	1	0	Ian Kinsler, ph-2b	1	0	0	0
Giancarlo Stanton, dh	3	0	0	0	Miguel Cabrera, 1b	3	1	1	2
Anthony Rizzo, ph-dh	1	0	0	0	José Abreu, 1b	1	0	0	0
Aramis Ramírez, 3b	3	1	2	0	José Bautista, rf	2	0	0	0
Todd Frazier, 3b	0	0	0	0	Yoenis Céspedes, lf	2	0	0	0
Chase Utley, 2b	1	1	1	1	Nelson Cruz, dh	2	0	0	0
Dee Gordon, pr-2b	1	1	0	0	Kyle Seager, ph-dh	2	0	0	0
Daniel Murphy, 2b	1	0	0	0	Adam Jones, cf	2	0	0	0
Jonathan Lucroy, c	2	0	2	2	Adrián Beltré, 3b	0	0	0	0
Devin Mesoraco, c	1	0	0	0	Josh Donaldson, 3b	2	0	0	0
Miguel Montero, c	1	0	0	0	Michael Brantley, cf	1	0	0	0
Carlos Gómez, lf	2	0	0	0	Salvador Pérez, c	1	0	0	0
Josh Harrison, lf	2	0	0	0	Derek Norris, c	2	1	1	0
					Kurt Suzuki, c	0	0	0	0
Totals	35	3	8	3	Totals	31	5	7	5

E — Freeman. LOB — National 7, American 4. 2B — Utley, Lucroy (2), Tulowitzki, Ar. Ramírez, Jeter, Trout. 3B — Trout. HR — Cabrera. SF — Altuve. SB — McCutchen, Al. Ramírez.

PITCHING

NATIONAL	IP	H	R	ER	BB	SO	AMERICAN	IP	H	R	ER	BB	SO
Adam Wainwright	1.0	3	3	3	0	2	Félix Hernández	1.0	1	0	0	0	2
Clayton Kershaw	1.0	0	0	0	0	1	Jon Lester	1.0	3	2	2	0	0
Alfredo Simón	1.0	1	0	0	0	1	Yu Darvish	1.0	0	0	0	0	1
Zack Greinke	1.0	0	0	0	0	2	Chris Sale	1.0	1	1	1	0	1
Pat Neshek (L)	0.1	3	2	2	0	0	Max Scherzer (W)	1.0	1	0	0	0	2
Tyler Clippard	0.2	0	0	0	0	0	Scott Kazmir	0.2	1	0	0	0	1
Francisco Rodríguez	1.0	0	0	0	1	0	Koji Uehara	0.1	0	0	0	0	1
Craig Kimbrel	1.0	0	0	0	0	3	Greg Holland	1.0	0	0	0	0	1
Tony Watson	0.1	0	0	0	0	0	Sean Doolittle	0.2	1	0	0	0	2
Aroldis Chapman	0.2	0	0	0	0	0	Fernando Rodney	0.1	0	0	0	1	1
							Glen Perkins (S)	1.0	0	0	0	0	1
Totals	8.0	7	5	5	1	9	Totals	9.0	8	3	3	1	13

WP — Simón, Hernández. HBP — Utley. Umpires — Cederstrom, Nelson, Davidson, Barry.
T — 3:13. A — 41,048

★ TWINS ALL-TIME ALL-STAR SELECTIONS ★

1961 Harmon Killebrew, 1B (x2) Camilo Pascual, SP	1978 Rod Carew, 1B	Joe Mauer, C Justin Morneau, 1B
1962 Earl Battey, C (x2) Jim Kaat, SP Camilo Pascual, SP (x2) Rich Rollins, 3B (x2)	1979 Roy Smalley, SS	2010 Joe Mauer, C Justin Morneau, 1B+
1963 Bob Allison, OF Earl Battey, C Harmon Killebrew, OF Zoilo Versalles, SS	1980 Ken Landreaux, OF 1981 Doug Corbett, RP 1982 Kent Hrbek, 1B 1983 Gary Ward, OF 1984 Dave Engle, C 1985 Tom Brunansky, OF	2011 Michael Cuddyer, OF 2012 Joe Mauer, C 2013 Joe Mauer, C Glen Perkins, RP 2014 Glen Perkins, RP Kurt Suzuki, C
1964 Bob Allison, 1B Jimmie Hall, OF Harmon Killebrew, OF Tony Oliva, OF Camilo Pascual, SP	1986 Kirby Puckett, OF 1987 Kirby Puckett, OF Gary Gaetti, 3B Tim Laudner, C Kirby Puckett, OF Jeff Reardon, RP Frank Viola, SP	2015 Glen Perkins, RP Brian Dozier, 2B 2016 Eduardo Nuñez, INF 2017 Brandon Kintzler, RP Miguel Sanó, 3B Ervin Santana, SP
1965 Earl Battey, C Jim Grant, SP Jimmie Hall, OF Harmon Killebrew, 1B Tony Oliva, OF Zoilo Versalles, SS	1989 Gary Gaetti, 3B Kirby Puckett, OF	2018 José Berríos, SP 2019 José Berríos, SP Jake Odorizzi, SP+ Jorge Polanco, SS Nelson Cruz, DH
1966 Earl Battey, C Jim Kaat, SP Harmon Killebrew, 3B Tony Oliva, OF	1990 Kirby Puckett, OF 1991 Rick Aguilera, RP Scott Erickson, SP+ Jack Morris, SP Kirby Puckett, OF Rick Aguilera, RP Chuck Knoblauch, 2B	2021 Taylor Rogers, RP# 2022 Luis Arraez, IF Byron Buxton, OF
1967 Rod Carew, 2B Dean Chance, SP Harmon Killebrew, 1B Tony Oliva, OF	1992 Kirby Puckett, OF Rick Aguilera, RP 1993 Kirby Puckett, OF Rick Aguilera, RP 1994 Chuck Knoblauch, 2B Kirby Puckett, OF Kirby Puckett, OF	2023 Sonny Gray, RHP Pablo López, RHP
1968 Rod Carew, 2B Harmon Killebrew, 1B Tony Oliva, OF	1995 Kirby Puckett, OF 1996 Chuck Knoblauch, 2B 1997 Chuck Knoblauch, 2B 1998 Brad Radke, SP 1999 Ron Coomer, 3B 2000 Matt Lawton, OF 2001 Cristian Guzmán, SS Joe Mays, SP Eric Milton, SP	2021 Nelson Cruz, DH Taylor Rogers, RP# 2022 Luis Arraez, IF Byron Buxton, OF 2023 Sonny Gray, RHP Pablo López, RHP
1969 Rod Carew, 2B Harmon Killebrew, 3B Tony Oliva, OF John Roseboro, C	2002 Eddie Guardado, RP Torii Hunter, OF A.J. Pierzynski, C 2003 Eddie Guardado, RP 2004 Joe Nathan, RP 2005 Joe Nathan, RP Johan Santana, SP 2006 Francisco Liriano, SP Joe Mauer, C Johan Santana, SP	2021 Taylor Rogers, RP# 2022 Luis Arraez, IF Byron Buxton, OF 2023 Sonny Gray, RHP Pablo López, RHP
1970 Rod Carew, 2B Harmon Killebrew, 3B Tony Oliva, OF Jim Perry, SP	2007 Torii Hunter, OF Justin Morneau, 1B Johan Santana, SP Joe Nathan, RP Joe Mauer, C Justin Morneau, 1B Joe Nathan, RP	2021 Taylor Rogers, RP# 2022 Luis Arraez, IF Byron Buxton, OF 2023 Sonny Gray, RHP Pablo López, RHP
1971 Leo Cardenas, SS Rod Carew, 2B Harmon Killebrew, 1B Tony Oliva, OF Jim Perry, SP	2008 Joe Nathan, RP Joe Mauer, C Justin Morneau, 1B Joe Nathan, RP	2021 Taylor Rogers, RP# 2022 Luis Arraez, IF Byron Buxton, OF 2023 Sonny Gray, RHP Pablo López, RHP
1972 Rod Carew, 2B	2009 Joe Nathan, RP	2021 Taylor Rogers, RP# 2022 Luis Arraez, IF Byron Buxton, OF 2023 Sonny Gray, RHP Pablo López, RHP
1973 Bert Blyleven, SP Rod Carew, 2B		2021 Taylor Rogers, RP# 2022 Luis Arraez, IF Byron Buxton, OF 2023 Sonny Gray, RHP Pablo López, RHP
1974 Rod Carew, 2B		2021 Taylor Rogers, RP# 2022 Luis Arraez, IF Byron Buxton, OF 2023 Sonny Gray, RHP Pablo López, RHP
1975 Rod Carew, 2B		2021 Taylor Rogers, RP# 2022 Luis Arraez, IF Byron Buxton, OF 2023 Sonny Gray, RHP Pablo López, RHP
1976 Rod Carew, 1B Butch Wynegar, C		2021 Taylor Rogers, RP# 2022 Luis Arraez, IF Byron Buxton, OF 2023 Sonny Gray, RHP Pablo López, RHP
1977 Rod Carew, 1B Larry Hisle, OF Butch Wynegar, C		2021 Taylor Rogers, RP# 2022 Luis Arraez, IF Byron Buxton, OF 2023 Sonny Gray, RHP Pablo López, RHP

Bold denotes voted as starter
+ Did not play due to injury

MANAGERS/COACHES

1965 Sam Mele, CH
1966 Sam Mele, MGR
1976 Gene Mauch, CH
1983 Billy Gardner, CH
1988 Tom Kelly, MGR
1991 Tom Kelly, CH
1992 Tom Kelly, MGR
2003 Ron Gardenhire, CH
2007 Ron Gardenhire, CH
2014 Ron Gardenhire, CH

FINAL VOTE NOMINATIONS

2004 Lew Ford, OF
2005 Torii Hunter, OF
2006 Francisco Liriano, SP#
2007 Pat Neshek, RP
2010 Delmon Young, OF
2015 Brian Dozier, 2B#
2018 Eddie Rosario, OF

Replaced injured player but was not voted in

TWINS CAREER ALL-STAR SELECTIONS

1. Rod Carew12
2. Harmon Killebrew11
3. Kirby Puckett10
4. Tony Oliva8
5. Joe Mauer6

TWINS CAREER ALL-STAR STARTING SELECTIONS

1. Rod Carew 11
2. Kirby Puckett 6
3. Joe Mauer 4
Harmon Killebrew 4
Earl Battey 4

MISC.



**MINNESOTA
TWINS**

MINNESOTA TWINS IN THE COMMUNITY

For more than 60 years, the Minnesota Twins organization has proudly worked hand-in-hand with community partners to be a catalyst for positive change. From Target Field to communities across Twins Territory, the Minnesota Twins and the Minnesota Twins Community Fund work together to empower youth, foster belonging, and nurture the planet. We believe that we are more than a baseball team—we are building a better tomorrow.



BUILDING A BETTER TOMORROW

We are committed to creating long-lasting impact in the community, not just during our 81 home games, but 365 days a year. Together with our partners, our players, coaches, alumni and employees continue to evolve our region for the better, investing in the next generation and inspiring more equitable, empathetic and connected communities.

EMPOWERING YOUTH

Youth are the heartbeat of our future. By inspiring active minds and active bodies, we are working to create not just the next generation of great athletes, but the next generation of great human beings. Through our Reading Is Powerful and Learning Through Baseball programs, we leverage the power of baseball to engage students, infuse fun into learning, and build excellence. Empowering the full potential of our youth also requires equitable access to opportunities outside the classroom that instill a love of play and enhance overall development and well-being. Through free clinics, Twins Nike RBI leagues, training camps, grants and more, the Twins lead the way with youth baseball and softball programs that teach players the fundamentals of the game as well as essential life skills like teamwork, perseverance, and patience.

FOSTERING BELONGING

The Twins are committed to leveling the playing field and shaping a better tomorrow in which discrimination and inequality have no place. The Club works year-round to build spaces that invite people in, inspire them to share in community, and celebrate them for who they are. Through our innovative TEAM Initiative, we leverage our partnerships and platform to elevate women- and BIPOC-owned businesses, annually directing more than \$2 million dollars in total financial support and exposure value to help 20 small businesses gain visibility. Furthering our belief that baseball and softball are for everyone, we work with partners including Deaf Equity, Special Olympics Minnesota, NubAbility, and Courage Kenny Rehabilitation Institute to host adaptive baseball and softball clinics tailored to meet the needs of individual communities so athletes of all abilities can learn the fundamentals of the game in a positive, fun environment. In 2023, we also funded two new Miracle League fields and partnered with six nonprofits across Twins Territory to donate 57 sport wheelchairs to ensure more kids have the equipment and safe spaces they need to play.

NURTURING THE PLANET

Since the first blueprints were drawn for Target Field the Minnesota Twins have taken innovative steps toward preserving our environment, and we have a bold vision to set a new standard for sustainability in the entertainment industry. Target Field continues to be MLB's greenest ballpark, and every fan who comes to a game at Target Field is part of our industry-leading efforts to keep waste out of landfills, use compostable materials, and recycle rainwater. We also work with community partners like The Sannah Foundation and Players For The Planet to teach kids about composting and inspire them to be champions for the environment. By galvanizing Twins Territory to take action with us, we're shaping a legacy of stewardship, ensuring that our community and our planet flourish for generations to come.

MINNESOTA TWINS COMMUNITY FUND

Founded in 1991 to lead the ballclub's philanthropic efforts, the Minnesota Twins Community Fund has provided more than \$23 million through the years to support and empower youth throughout Twins Territory. The Minnesota Twins Community Fund is governed by a board of directors comprising community members, educators, and business leaders from the Upper Midwest. Board members come from a variety of professional backgrounds, but all share a passion for the community and a deep commitment to the Community Fund's mission. 2024 board members are:

Javier Altamirano – Sportsradar
Theresa Bea – Messlerli Kramer
Aaron Brown – Par Systems
Andrew Feikema – U.S. Bank
J Forrest – Employee Strategies
Sarah Graves – Prodeo Academy
Larry Hosch – Greater St. Cloud Development Corp.
Jihan Jenkins – Pentair
Sean Johnson – Minnesota Twins
Kathy Klang – Cummings, Keegan & Co.

Shannon Knoepke – Town Square Media
Laura Olson – Maple River Public Schools
Alison Mach – Blooming Prairie Public Schools
Joe Martyn – MGK
Darin Mastroianni – Minnesota Twins
Dominic McQuerry – Office of Governor Tim Walz & Lt. Governor Peggy Flanagan
Penny Meier – Learfield
Don Ness – Ordean Foundation
Robert Riepe – Peregrine Capital Management
Daniel Yang – Office of Mayor Melvin Carter, City of St. Paul

For more information about the Twins' community impact and the Minnesota Twins Community Fund, please visit www.twins.com/community or www.twinscommunityfund.org.

TWINS RETIRED NUMBERS



HARMON KILLEBREW

3

One of the greatest home run hitters of all time, Harmon Killebrew will forever be remembered by Twins fans as the 'Killer' for his prolific clouts. A member of the Twins from their inaugural Minnesota season in 1961, Killebrew hit 573 career home runs, 475 of them in his 14 seasons with the Twins, and ranks 12th on the all-time home run list and third (behind Babe Ruth and Alex Rodriguez) in American League history. He hit more than 40 home runs on eight occasions, and 30 or more 10 times, while driving in 100 or more runs nine times.

Killebrew was the American League's Most Valuable Player in 1969 when he hit 49 home runs with an amazing 140 RBI and 145 walks, all team records that still stand. He was elected to the Baseball Hall of Fame in 1984, becoming the first Twin to receive the honor. He had his number 3 formally retired on May 4, 1975, and was selected to the Twins 25th Anniversary Team in 1986 and 40th Season All-Time Team in 2000. He was inducted into the Twins Hall of Fame on August 12, 2000

and named one of the "50 Greatest Twins" in 2010.

Killebrew passed away on May 17, 2011.



ROD CAREW

29

No Twins fan will ever forget the graceful power of Rod Carew's hitting stroke. Nor will any baseball enthusiast ever forget the summer of 1977, when Carew made his determined run at the untouchable .400 mark, because, just as Killebrew embodied the power of the game, Carew represented its finesse.

He was a career .328 hitter over his 19 major league seasons and was the winner of seven American League batting titles, all during his 12 years with Minnesota. Carew hit .300 or better 15 consecutive seasons and finished his career with 3,053 hits, which places him 28th among the all-time hit leaders and makes him one of only 33 players to collect 3,000 or more career hits.

Carew, who won the American League Most Valuable Player award in 1977, was elected to the Baseball Hall of Fame on the first ballot in 1991. He had his number 29 retired July 19, 1987, and was selected to the Twins 25th Anniversary Team in 1986 and the 40th Season Anniversary All-Time Team in 2000. He was inducted into the Twins Hall of Fame on August 12, 2000 and was named one

of the "50 Greatest Twins" in 2010.



TONY OLIVA

6

Pedro 'Tony' Oliva Jr., or 'Tony-O' to those who followed his 24-year career as a Twins player and coach, was a man who seemed to excel in all aspects of the game. He could hit for power and average, run, field and throw, and his versatility made him one of the most feared hitters of his day.

Tony-O collected 1,917 hits and retired with a .304 career average. He is the only player to win batting titles in his first two seasons and was the winner of three in his 15-year career. His prowess as a hitter was demonstrated by the fact that he led the league in hits five times and his 220 career home runs rank fourth all-time among Twins.


Oliva, the 1964 American League Rookie of the Year, began his coaching career in 1976. He now works as a Twins hitting instructor at the major league and minor league level and scouts for the club. He had his number 6 retired July 14, 1991, and was selected to the Twins 25th Anniversary Team in 1986 and the 40th Season Anniversary All-Time Team in 2000. He was inducted into the Twins Hall of Fame on August 12, 2000 and was named one of the "50 Greatest Twins" in 2010.

After decades of waiting for the call, Oliva was elected to the National Baseball Hall of Fame in December 2021 by the Golden Days Era Committee and was formally inducted in Cooperstown, NY on July 24, 2022.

DID YOU Know?

...that Rod Carew (Twins and Angels - 29) is one of 12 players/managers in baseball with his number retired by multiple franchises, the others being Hank Aaron (Braves and Brewers - 44), Sparky Anderson (Reds - 10, Tigers - 11), Wade Boggs (Rays - 12, Red Sox - 26), Rollie Fingers (As and Brewers - 34), Carlton Fisk (Red Sox - 27, White Sox - 72), Roy Halladay (Phillies - 34, Blue Jays - 32), Reggie Jackson (As - 9, Yankees - 44), Greg Maddux (Braves and Cubs - 31), Frank Robinson (Reds, Orioles and Guardians - 20), Nolan Ryan (Angels - 30, Astros and Rangers - 34) and Casey Stengel (Yankees and Mets - 37)

TWINS RETIRED NUMBERS



KENT HRBEK

14

Kent Hrbek grew up in the shadows of Metropolitan Stadium in Bloomington and was destined to become a Minnesota Twin. The big kid had more fun than most and treated Twins fans to much excitement from the day he donned a Twins uniform, homering in his major league debut in the 12th inning at Yankee Stadium to give the Twins a win on August 24, 1981. He finished his career with 293 home runs and 1,086 RBI, both good for second most in club history.

Hrbek, who was runner-up to Cal Ripken Jr. for American League Rookie of the Year in 1982, made his only All-Star appearance that season. He was most appreciated by his teammates and Twins fans for his upper-deck power, agility and for being one of the best ever to play first base. He is among club leaders in nearly every offensive category, but may be best remembered for his Game 6 grand slam in the 1987 World Series, or for his tag of Atlanta's Ron Gant in Game 2 of the 1991 World Series. He had his number 14 formally retired August 13, 1995 and was selected to the Twins 40th Season Anniversary All-Time Team in 2000. He was inducted into the Twins Hall of Fame on August 12, 2000, was selected to the All-Metrodome team in 2009 and was named one of the "50 Greatest Twins" in 2010.



KIRBY PUCKETT

34

Considered by most to be the greatest Twin, 'Puck' was baseball's jewel for 12 incredible seasons. He was a hero from day one, when he became the ninth player in history to collect four hits in his first game on May 8, 1984 at California. The dramatic entrance proved to be just the first of many heroic performances leading up to his shining moment on October 26, 1991, during Game 6 of the World Series against Atlanta. He went 3-for-4, robbed Ron Gant of an extra-base hit, and became the ninth player to end a World Series game with a home run on the final pitch with a drive off Charlie Leibrandt in the 11th inning to force a seventh game.

The 10-time All-Star, six-time Gold Glove Award winner and five-time Silver Slugger Award winner had his career cut short when he awoke with blurred vision caused by glaucoma on March 28, 1996. He was later forced to announce his retirement due to irreversible damage to the retina in his right eye on July 12. He retired as the Twins' all-time leader in hits (2,304), doubles (414), total bases

(3,453), at-bats (7,244) and runs (1,071).

Puckett was one of the game's greatest community leaders and was given Major League Baseball's Roberto Clemente Man of the Year Award in 1996. He was elected to the Baseball Hall of Fame on the first ballot in 2001 and became the third-youngest living electee in baseball history (behind Sandy Koufax and Lou Gehrig). He had his number 34 formally retired May 25, 1997 and was selected to the Twins 40th Season Anniversary All-Time Team in 2000. He was inducted into the Twins Hall of Fame on August 12, 2000, was selected to the All-Metrodome Team in 2009 and named one of the "50 Greatest Twins" in 2010. Puckett passed away on March 6, 2006.



BERT BLYLEVEN

28

After breaking into the big leagues at the age of 19, Blyleven would go on to pitch 11 of his 22 major league seasons with the Twins (1970-76 and 1985-88). His knee-buckling curveball, competitive drive and his knack for being the clubhouse prankster are only a few reasons why Blyleven had a successful career.

Blyleven was named the 1970 American League Rookie Pitcher of the Year and was selected to the American League All-Star Team in 1973 and 1985. He finished his Twins career with a record of 149-138 and a 3.28 ERA. His 2,035 strikeouts are the most in Twins history, while his 149 wins rank second.

The winner of two World Series Championships (1979 with Pittsburgh and 1987 with Minnesota), Blyleven ranks fifth on Major League Baseball's all-time strikeouts list with 3,701.

His number 28 was formally retired July 16, 2011, becoming the first Twins pitcher to have his number retired. Blyleven was selected to the Twins 40th Season Anniversary All-Time Team in 2000.

He was inducted into the Twins Hall of Fame in 2002, was selected to the All-Metrodome Team in 2009 and named one of the "50 Greatest Twins" in 2010. Blyleven was inducted into the National Baseball Hall of Fame in Cooperstown, NY on July 24, 2011, becoming the first Hall of Famer born in the Netherlands.



TWINS RETIRED NUMBERS



TOM KELLY

10

"TK" took over the managerial duties for the Twins on September 12, 1986. In his first full season (1987) as the skipper, he led the Twins to their first World Series Championship. He led the club to their second World Series victory in 1991, which marked the first time in major league history that a team went from last place one season to World Champions the next.

The 1991 American League Manager of the Year had a managerial record of 1140-1244, which places him first on Minnesota's all-time list in wins and games managed. At the time of his retirement after the 2001 season, Kelly was the longest tenured manager/coach in all of major sports. His number 10 was formally retired September 8, 2012, becoming the first Twins manager to receive the honor. Kelly was selected manager on the Twins 40th Season Anniversary All-Time Team in 2000 and was named one of the "50 Greatest Twins" in 2010.




JOE MAUER

7

The hometown St. Paul kid and first overall pick in the 2001 First-Year Player Draft came out of Gretin-Derham Hall High School to play for the team he watched growing up on the other side of the Mississippi River. Mauer played 15 seasons in a Twins uniform from 2004-18, joining Tony Oliva as the only players in club history to reach that particular feat. During that time, the 2009 American League Most Valuable Player was named to six AL All-Star teams, earned five Louisville Slugger Silver Slugger Awards, three Rawlings Gold Glove Awards and became the only American League catcher to ever win a batting title, doing so three different times in 2006, 2008 and 2009.

The former catcher turned first baseman ranks first on the Twins all-time list in doubles (428) and times on base (3,087); second in games (1,858), hits (2,123) and walks (939); fifth in RBI (923) and 12th in home runs (143). He was selected to the All-Metrodome team in 2009 and was named one of the "50 Greatest Twins" in 2010. Mauer was a finalist for the Roberto Clemente Award for Outstanding

Community service four times in his career, along with countless charitable endeavors from Joe and his family. Mauer's number was formally retired on June 15, 2019. He was inducted into the Twins Hall of Fame during the summer of 2023 and will join the National Baseball Hall of Fame in the summer of 2024 after being voted in on the first ballot in January.



JIM KAAT

36

"Kitty" made his major league debut for the Washington Senators in 1959 and was a crucial part of the franchise's starting rotation when it relocated to the Twin Cities in 1961. He won 10 or more games for the Twins in every season except for 1961, when he won nine, and is the club's all-time leader in wins (189), games started (422) and innings pitched (2959.1), while ranking second in complete games (133), shutouts (23) and strikeouts (1824).

Known for his athleticism and longevity, Kaat's major league career spanned from 1959-83 and he is one of 29 players in AL/NL history (1876-present) to appear in at least four different decades. He won 16 Gold Glove Awards in his career – all consecutively from 1962-77 – and is tied with Brooks Robinson for second most all-time, behind fellow pitcher Greg Maddux (18). Kaat was selected as the left-handed pitcher on the Twins 25th Anniversary Team in 1986 and 40th Anniversary All-Time Team in 2000, inducted into the Twins Hall of Fame in 2001 and named one of the 50 Greatest Twins in 2010.

He was elected to the National Baseball Hall of Fame by the Golden Days Era Committee in December 2021 and was inducted on July 24, 2022, alongside former teammate and fellow Twins legend Tony Oliva. Kaat's number was formally retired by the Twins on July 16, 2022.



JACKIE ROBINSON

42

Jackie Robinson broke baseball's color barrier when Branch Rickey brought him up to the Brooklyn Dodgers in 1947. He brought a dynamic style of play to the game and terrorized the base paths. Robinson also proved to be an excellent hitter and a superb defensive infielder. He was voted the National League MVP in 1949 when he hit a league-leading .342 and drove in 124 runs. He batted .311 in his 10-year career and set several fielding records for second basemen.

In conjunction with the 50th anniversary celebration of Robinson breaking baseball's color barrier, Commissioner Bud Selig announced on April 15, 1997 at Shea Stadium that Major League Baseball would retire his uniform number 42 in perpetuity. The Minnesota Twins officially retired his number on May 23, 1997.

MINNESOTA TWINS HALL OF FAME

The Minnesota Twins Hall of Fame, which honors players, coaches and off-field personnel who have contributed to the organization's growth and success since the Twin Cities broke into the major leagues in 1961, was created as part of the club's 40th Season Celebration in 2000.

The inaugural class of Twins Hall of Famers, inducted on August 12, 2000, included Harmon Killebrew, Rod Carew, Tony Oliva, Kent Hrbek, Kirby Puckett and Calvin Griffith. The 2001 class included Herb Carneal and Jim Kaat while Bert Blyleven and Tom Kelly were inducted in 2002. Bob Allison and Bob Casey were inductees for 2003. Earl Battey was honored in 2004, Carl Pohlad and Frank Viola in 2005, Zoilo Versalles in 2006, Gary Gaetti and Jim Rantz in 2007, Rick Aguilera in 2008, Brad Radke and George Brophy in 2009, Greg Gagne in 2010, Jim Perry in 2011, Camilo Pascual in 2012, Eddie Guardado and Tom Mee in 2013, Chuck Knoblauch was elected in 2014, no player or non-player was elected in 2015, Torii Hunter and John Gordon were elected in 2016, Michael Cuddyer and Andy MacPhail in 2017, Johan Santana in 2018, Joe Nathan and Jerry Bell in 2019, Justin Morneau was elected in 2020 and inducted in 2021, Ron Gardenhire, Dan Gladden and César Tovar were elected in 2022,

and Joe Mauer was elected in 2023.

Below is the criteria for the Minnesota Twins Hall of Fame.

Player – Service time of three seasons with Twins and retirement from Major League Baseball. Voting is conducted by a 70-member committee, which includes the fan vote as one "member." All candidates with at least 60% of the vote are elected.

Non-Player – Are elected by a 30-member veterans committee consisting of all living Twins Hall of Fame members, Twins front office personnel and local Twins historians. Those eligible to be voted into the Twins Hall of Fame via the Veterans Committee balloting include owners, managers, coaches, scouts, broadcasters, media and front office personnel. All candidates with at least 60% of the vote are elected.



★ CLASS OF 2000 ★

HARMON KILLEBREW
FIRST BASEMAN, 1961-74 (SEE PAGE 491)

ROD CAREW
SECOND BASEMAN, 1967-78 (SEE PAGE 491)

TONY OLIVA
OUTFIELDER, 1962-76 (SEE PAGE 491)

KENT HRBEK
FIRST BASEMAN, 1981-94 (SEE PAGE 492)

KIRBY PUCKETT
OUTFIELDER, 1984-95 (SEE PAGE 492)



CALVIN GRIFFITH
PRESIDENT & PRINCIPAL OWNER, 1961-1983

Griffith was instrumental in bringing Major League Baseball to the state of Minnesota. He moved the Washington Senators to the Twin Cities for the 1961 season, providing Minnesota with its first Major League Baseball team.

In his 24 seasons as president and principal owner, the Twins were 1,930-1,887 with two American League West Division championships (1969 and 1970), one AL pennant (1965) and one All-Star Game (1965), while attracting 25,664,104 fans.

Griffith was involved in baseball for over 60 years and was known not only for his keen eye of baseball talent, but for his deep passion for the game. He was a member of the inaugural class of the Twins Hall of Fame, inducted on August 12, 2000. Griffith passed away from complications from a kidney infection on October 20, 1999. He was memorialized in the Metrodome with a row of seats from Metropolitan Stadium. "Calvin's Seats" hosted underprivileged families at every Twins home game.

★ CLASS OF 2001 ★



HERB CARNEAL
RADIO BROADCASTER, 1962-2006

The dean of American League radio broadcasters, Carneal was a broadcaster of Twins games for 45 years. He was the 1996 recipient of the Ford C. Frick Award, the highest honor given to a baseball broadcaster, which is presented annually to broadcasters who make major contributions to baseball and its fans.

Hired away from the Baltimore Orioles in 1962, where he was part of the play-by-play team for five years, Carneal was behind the microphone for all but the first of the Twins' first 46 seasons in Minnesota. Carneal passed away on April 1, 2007. The H.H.H. Metrodome baseball pressbox was named in his honor, as is the Target Field pressbox.

JIM KAAT

LEFT-HANDED PITCHER, 1961-73 (SEE PAGE 493)

★ CLASS OF 2002 ★

BERT BLYLEVEN

RIGHT-HANDED PITCHER, 1970-76 & 85-88
(SEE PAGE 492)

TOM KELLY

MANAGER, 1986-2001 (SEE PAGE 493)

★ CLASS OF 2003 ★



BOB ALLISON

OUTFIELDER, 1961-70

Allison was the American League Rookie of the Year and an All-Star while beginning his career with the Washington Senators in 1959, and continued his success when the franchise moved to Minnesota in 1961. Allison will be remembered most by Twins fans for his diving catch in Game 2 of the 1965 World Series. He was also selected to the All-Star team in 1963 and 1964. Allison was named the leftfielder on the Twins 25th Anniversary Team in 1986, as an outfielder on the Twins 40th Season Anniversary All-Time Team in 2000 and as one of the "50 Greatest Twins" in 2010. The Twins honored his legacy in 2005 with the creation of the annual Bob Allison Award for Leadership.

Allison passed away after a long battle with ataxia in 1995.



BOB CASEY

PUBLIC ADDRESS ANNOUNCER, 1961-2004

The only public address announcer the team had ever known, Casey was a part of the Twins since their move from Washington in 1961. His voice being a fixture for Twins fans, Casey exuded enthusiasm and excitement game after game, year after year. From the first pitch at Metropolitan Stadium in 1961 to his final game in 2004, Casey was the man behind the microphone.

Casey passed away in 2005 from complications with liver cancer.

★ CLASS OF 2004 ★



EARL BATTEY

CATCHER, 1961-67

Battey spent parts of 13 seasons in the big leagues, including seven with Minnesota from 1961 to 1967. In his seven seasons as a Twin, he batted .278 (768-for-2762) with 76 home runs and 350 RBI in 853 games. He was instrumental in the Twins' 1965 World Series appearance against the Los Angeles Dodgers after batting .297 in 131 games during the regular season.

Battey's numerous accolades include four All-Star appearances (1962, '63, '65 and '66), three Rawlings Gold Glove Awards as a catcher (1960, '61 and '62), three top ten American League MVP Award finishes (1960, '63 and '65) and the 1963 Calvin R. Griffith Award as Most Valuable Twin. Battey was selected as the catcher on the Twins 25th Anniversary Team in 1986 and the Twins 40th Season Anniversary All-Time Team in 2000, and was named one of the "50 Greatest Twins" in 2010.

Battey passed away in 2003 from complications with cancer.

TWINS HALL OF FAMERS - BATTING STATS AS TWINS

PLAYER	AVG	G	AB	R	H	2B	3B	HR	RBI
Killebrew	.258	2329	7835	1258	2024	277	24	559	1540
Carew	.334	1635	6235	950	2085	305	90	74	733
Oliva	.304	1676	6301	870	1917	329	48	220	947
Hrbek	.282	1747	6192	903	1749	312	18	293	1086
Puckett	.318	1783	7244	1071	2304	414	57	207	1085
Allison	.254	1236	3926	648	999	167	41	211	641
Battey	.277	990	3228	346	894	139	12	91	410
Versalles	.250	1109	4252	570	1061	190	58	87	406
Gaetti	.256	1361	4989	646	1276	252	25	201	758
Gagne	.249	1140	3386	452	844	183	35	69	335
Hunter	.268	1373	5013	739	1343	281	26	214	792
Cuddyer	.272	1139	4072	606	1106	239	35	141	580
Moreau	.278	1278	4749	669	1318	289	16	221	860
Gladden	.268	644	2470	358	661	117	26	38	238
Tovar	.281	1090	4142	646	1164	193	45	38	319
Mauer	.306	1858	6930	1018	2123	428	30	143	923

★ CLASS OF 2005 ★



CARL R. POHLAD

OWNER, 1984-2009

With the franchise facing a possible move out of state, Pohlad purchased the Twins in 1984. He was motivated by a sense of community responsibility and a feeling that major league sports, particularly baseball, are important assets that contribute to the quality of life in the community.

Pohlad enjoyed great success upon taking ownership of the Twins by providing leadership that resulted in two World Series Championships in 1987 and 1991 and back-to-back-to-back American League Central Division Championships from 2002 to 2004.

The on-field success of the franchise was largely due to Pohlad's ability to build and manage an exceptional baseball organization with a strong emphasis on player development. In addition, the Pohlad family has given millions of dollars and countless hours of their time back to the community and region through programs in the Twins Community Fund and the Carl and Eloise Pohlad Family Foundation.

Pohlad passed away on January 5, 2009.



FRANK VIOLA

LEFT-HANDED PITCHER, 1982-89

'Sweet Music' was a mainstay in the Twins starting rotation from 1982 to 1989, winning at least 16 games each season from 1984 to 1988 and helping the Twins to their first World Series Championship in 1987.

Viola was named 1987 World Series MVP, posting wins in Games 1 and 7, and had his finest individual season in 1988 when he posted a 24-7 record with a 2.64 ERA to earn American League Cy Young Award honors.

Viola ranks among the top 10 in several Twins all-time pitching categories, including wins (112, 5th), games started (259, 4th), complete games (54, 6th), shutouts (10, tied for 7th), innings pitched (1772.2, 5th), and strikeouts (1214, 5th). Viola was named an American League All-Star in 1988, was selected as a left-handed pitcher on the Twins 40th Season Anniversary All-Time Team in 2000 and was named one of the "50 Greatest Twins" in 2010.

★ CLASS OF 2006 ★



ZOILO VERSALLES


SHORTSTOP, 1961-67

Versalles was a slick-fielding shortstop through his seven seasons (1961-67) as a Twin, winning the American League MVP award in 1965 when he hit .273 with 19 home runs and a career-high 77 RBI. Versalles also earned his second Rawlings Gold Glove Award in 1965 and made the second of his two All-Star Game appearances that same season, leading the Twins to their first World Series appearance.

In 1965, Versalles led the American League in runs (126), total bases (308), doubles (45), triples (12) and extra-base hits (76). He spent 12 seasons in the major leagues, playing in 1,400 games with Washington (1959-60), Minnesota (1961-67), Los Angeles-NL (1968), Cleveland (1969), Washington Senators (1969) and Atlanta (1971). Versalles was named one of the "50 Greatest Twins" in 2010.

Versalles passed away on June 9, 1995.

★ CLASS OF 2007 ★



GARY GAETTI

THIRD BASEMAN, 1981-90


Gaetti, a four-time Rawlings Gold Glove third baseman (1986-89), played 10 seasons for the Twins from 1981 to 1990 and was the Opening Day third baseman for nine consecutive years (1982-90). Gaetti helped guide the Twins to their first World Championship in 1987, as he hit 31 homers and drove in a team-high 109 runs.

During the 1987 ALCS against Detroit, Gaetti hit .300 (6-for-20) with two home runs, five RBI and was named the Series MVP. A two-time American League All-Star, Gaetti ranks eighth in RBI (758), games (1361), at-bats (4989), doubles (252) and home runs (201); and ninth in total bases (2181) and hits (1276) on Minnesota's all-time lists.

Gaetti spent 20 seasons in the major leagues, playing in 2,507 games with Minnesota (1981-90), California (1991-93), Kansas City (1993-95), St. Louis (1996-98), Chicago-NL (1998-99) and Boston (2000). He was named one of the "50 Greatest Twins" in 2010.

TWINS HALL OF FAMERS - PITCHING STATS AS TWINS

	W-L	SV	ERA	G	IP	H	R	ER	BB	SO
Blyleven	149-138	--	3.28	348	2566.2	2369	1044	934	674	2035
Kaat	190-159	6	3.34	484	3014.1	2982	1343	1118	729	1851
Viola	112-93	--	3.86	260	1772.2	1775	842	760	521	1214
Aguilera	40-47	254	3.50	490	694.0	641	298	270	179	586
Radke	148-139	--	4.22	378	2451.0	2643	1233	1150	445	1467
Perry	128-90	5	3.14	376	1883.1	1711	736	659	541	1025
Pascado	145-141	10	3.66	432	2465.0	2283	1127	1002	909	1885
Guardado	37-48	116	4.53	648	704.2	674	368	355	270	610
Santana	93-44	1	3.22	251	1308.2	1068	500	468	364	1381
Nathan	24-13	260	2.16	460	463.1	309	118	111	134	561



JIM RANTZ PITCHER & FRONT OFFICE, 1961-2012

Jim Rantz was a member of the Twins from their inception in 1961 to his retirement after the 2012 season. The former Golden Gopher signed his first professional contract with the Washington Senators in 1960, and after spending five years as a player and minor league manager he joined the Twins front office following the 1965 season.

He spent four years as Assistant Public Relations Director before moving into the minor league and scouting department. Rantz was named Director of Minor League Operations in January of 1986 and assumed full administration of the Twins' minor league baseball operations. In 1997, he was the Topps' Long and Meritorious Service Award winner. Under the guidance of Rantz, the Twins organization was named Topps' Organization of the Year in 2000 and was again recognized by *Baseball America* as Organization of the Year in 2002 and 2004. In 2008, he was selected by Minor League Baseball as the first recipient of the Sheldon "Chief" Bender award for distinguished service, player development and fostering good relationships with an organization's affiliates. In 2015, he was named President of the Association of Professional Ballplayers of America and in 2020 was inducted into the Appalachian League Hall of Fame.

★ CLASS OF 2008 ★



RICK AGUILERA RIGHT-HANDED PITCHER, 1989-95 & 96-99

Aguilera, a three-time All-Star pitcher (1991-93), played in parts of 11 seasons for the Twins from 1989 to 1995 and 1996 to 1999 and is second on the Twins franchise list with 254 saves. Aguilera helped guide the Twins to their second World Championship in 1991, as he posted a 2.35 ERA while recording 42 saves in 63 games. During the 1991 ALCS, 'Aggie' recorded a save in three of the Twins' four wins, including the decisive Game 5.

He allowed just one hit in 3.1 scoreless innings during the series.

Aguilera's career-high 42 saves in 1991 ranked third in the American League, and he recorded 30 or more saves in five seasons with the Twins. Aguilera also ranks second all-time among Twins players with 490 career appearances.

He spent 16 seasons in the major leagues, appearing in 732 games (89 starts) with the New York Mets (1985-89), Minnesota, Boston (1995) and the Chicago Cubs (1999-2000). Aguilera's 318 career saves rank 23rd on Major League Baseball's all-time saves list. He was named one of the "50 Greatest Twins" in 2010.

★ CLASS OF 2009 ★



BRAD RADKE RIGHT-HANDED PITCHER, 1995-2006

Radke, who was originally drafted in the eighth round of the 1991 First-Year Player Draft, played his entire career with the Twins (1995-2006) and was the Opening Day starter nine times, including seven consecutive seasons from 1999 to 2005. Radke won 11 games in his rookie campaign in 1995 and won a career-high 20 games in 1997. He was named the American League Pitcher of the Month two times in his career, including July of 1997

when he went 6-0 with a 1.57 ERA and again in April of 2001 when he posted a 6-0 record with a 2.23 ERA.

The Wisconsin native, who was named to the 1998 American League All-Star team, ranks second on the Twins all-time list in starts (377); third in wins (148), strikeouts (1467) and innings pitched (2451.0); and eighth in games (378). Radke had a career 4.22 ERA and went 2-3 with a 3.60 ERA in six Postseason starts, including 2-0 in the 2002 Division Series vs. Oakland. He was named one of the "50 Greatest Twins" in 2010.



GEORGE BROPHY FRONT OFFICE, 1961-85

Brophy was an original member of the Twins organization in 1961. When the Twins replaced the Class AAA Minneapolis Millers and the St. Paul Saints as the featured team in Minnesota in 1961, Brophy, who was the Millers general manager, went to work for Sherry Robertson in the minor league department.

After Robertson's death in 1969, Brophy was named the Twins Vice President in October of 1970 and oversaw the minor league system and scouting departments. Brophy held the position until 1985 when health problems triggered an early retirement from the Twins organization.

Brophy's duties included full administration of the minor league departments, including the working relationships with the Twins minor league affiliates. He was responsible for player moves at the minor league level and for the development of young talent for the major league club. Brophy also handled contract negotiations with minor league players. In 1984, he was named the Topps' Long and Meritorious Service Award winner.

Brophy, who also served as a special assignment scout for the Houston Astros before he retired in 1996, passed away in 1998 at the age of 72 from complications stemming from aplastic anemia.

★ CLASS OF 2010 ★



GREG GAGNE
SHORTSTOP, 1983-92

Gagne, who was originally drafted in the fifth round of the 1979 First-Year Player Draft by the New York Yankees, was traded to Minnesota in April of 1982 and debuted with the Twins the following season.

The 15-year veteran played 10 seasons with the Twins (1983-92) and became the Twins' everyday shortstop in 1985. Gagne appeared in 1,140 games for the Twins, posting a .980 career fielding percentage.

The Massachusetts native was a member of both 1987 and 1991 World Championship teams and did not commit an error in 37 total chances during the seven-game series vs. Atlanta in 1991. In Game 1 of that series, Gagne helped guide the Twins to a 5-2 victory with a three-run home run in the fifth inning off Braves starter Charlie Leibrandt.

In 2009, Gagne, was named to the Twins All-Metrodome Team commemorating the Twins era from 1982 to 2009. He was named one of the "50 Greatest Twins" in 2010.

★ CLASS OF 2011 ★




JIM PERRY
RIGHT-HANDED PITCHER, 1963-72

Perry played 17 seasons in the major leagues, including 10 with the Twins from 1963 to 1972. He made back-to-back All-Star appearances in 1970 and 1971 and won the American League Cy Young Award in 1970, leading the league with 24 wins and 40 starts. He became the first Twin to win the award, going 24-12 with a 3.04 ERA and striking out 168 in 278.2 innings pitched.

Perry went 128-90 with a 3.15 ERA during his time with the Twins and ranks fourth on the Twins all-time list in wins and innings pitched (1,883.1), fifth in starts (249) and complete games (61) and sixth in strikeouts (1,025). His 3.15 ERA is the best among Twins with a minimum of 1,000.0 innings pitched. He posted double-digit victories in six of his 10 seasons with the Twins, including three consecutive seasons of 17-plus wins from 1969 to 1971. The North Carolina native went 12-7 with a 2.63 ERA in 1965, guiding the Twins to their first World Series appearance. He was named to the 40th Season Anniversary All-Time Team in 2000 and one of the "50 Greatest Twins" in 2010.

Perry pitched in 630 games at the major league level from 1959-75, playing for Cleveland, Minnesota, Detroit and Oakland. Born in 1935, Perry is the second-oldest living member of the Twins Hall of Fame. His brother, Gaylord, was inducted into the National Baseball Hall of Fame in 1991.

★ CLASS OF 2012 ★



CAMILO PASCUAL
RIGHT-HANDED PITCHER, 1961-66

Pascual played 18 seasons in the major leagues, including 13 with the Minnesota Twins and Washington Senators franchise from 1954 to 1966. He was the first ever Twins All-Star in 1961 and has appeared in more All-Star games than any pitcher in franchise history since 1950, playing in five Midsummer Classics from 1959 to 1964.

He went 145-141 with a 3.66 ERA during his time with the Twins and Senators, ranking second on the franchise all-time list in shutouts (31), third in strikeouts (1885), fourth in innings pitched (2465.0) and fifth in wins (145) and starts (331). He went 88-57 with a 3.31 ERA in six seasons in a Twins uniform from 1961 to 1966, ranking third in shutouts (18), seventh in strikeouts (994), and eighth in wins (88) and innings pitched (1284.2), and ninth in starts (179). He was the Twins' first 20-game winner, recording 20 victories in 1962 and 21 in 1963, while leading the AL in complete games, shutouts and strikeouts in nearly every season from 1959 to 1963. He pitched in 529 games from 1954 to 1971, playing for Washington, Minnesota, Cincinnati, Los Angeles-NL and Cleveland.

Born in 1934, Pascual is the oldest living member of the Twins Hall of Fame. The Havana native is a member of the Latino Baseball Hall of Fame and Cuban Baseball Hall of Fame, ranking second to only Luis Tiant in strikeouts among Cuban-born major leaguers. Pascual was also selected to the Twins 25th Anniversary team in 1986, the 40th Season Anniversary All-Time Team in 2000 and one of the "50 Greatest Twins" in 2010.

★ CLASS OF 2013 ★



EDDIE GUARDADO
LEFT-HANDED PITCHER, 1993-2003 & 08

Guardado played 17 years in the major leagues, including 12 seasons with the Twins from 1993 to 2003 and again in 2008. 'Every Day Eddie' is the Twins' all-time leader in games, appearing in 648 throughout his career and recording at least 60 appearances in eight different seasons.

The two-time All-Star was the club's closer from 2001 to 2003 and helped lead the team to two division titles. He led the American League with 45 saves in 2002, while his 116 career saves as a Twin rank fourth in club history.

His 83 games in 1996 and 45 saves in 2002 both rank second on Minnesota's all-time single season lists. He is one of just three pitchers in Twins history to record 40 or more saves in consecutive seasons, having done it in 2002 (45) and 2003 (41). Additionally, he is the Twins all-time leader in innings (579.0) for a reliever, and ranks second among Twins relievers in strikeouts (550) and wins (34).

The Stockton, California native was drafted by the Twins in the 21st round of the 1990 First-Year Player Draft and spent parts of his major league career with Seattle, Cincinnati and Texas. The left-hander was named one of the "50 Greatest Twins" in 2010.



TOM MEE

MEDIA RELATIONS, OFFICIAL SCORER & BROADCASTER, 1961-2007

Mee began his career in 1957 and was witness to the first Twins baseball game in 1961. Widely regarded as the organization's first employee, Mee had many roles within the organization, including serving as the club's backup radio and television announcer and public address speaker. He was most well-known for his role as Director of Media Relations, a position he held for 30 years.

The St. Paul native received the Robert O. Fishel award for Public Relations excellence in 1988 before retiring in 1991. He was the second recipient of the Herb Carneal Lifetime Achievement Award in 2007. Mee, who also served as the Twins official scorer after retirement, dedicated his life to baseball in Minnesota and is vastly responsible for the Twins' rich history. The Tom Mee Library, which is located in the Baseball Communications office at Target Field, is named in his honor. Mee passed away in December of 2016.

★ CLASS OF 2014 ★



CHUCK KNOBLAUCH*

SECOND BASEMAN, 1991-97

Knoblauch played 12 years in the major leagues, including seven seasons with the Twins from 1991 to 1997. He finished his Twins career playing in 1,013 games, with 1,197 hits, 210 doubles, 51 triples, 43 home runs, 391 RBI, 513 walks and holds the Twins' all-time career stolen base record with 272, including a franchise single-season record of 62 steals in 1997. Additionally, his 140 runs scored in 1996 are still the single-season club record, as he hit .341 that year. The four-time All-Star became the club's everyday second baseman in 1991 when he appeared in 151 games, hitting .281 with 24 doubles, 25 stolen bases and a .351 on-base percentage, earning American League Rookie of the Year honors in a World Championship season. His 713 runs scored rank eighth on the Twins all-time list while his career .304 batting average ranks eighth.

The Houston, Texas native was drafted by the Twins in the first round (25th overall) of the 1989 First-Year Player Draft and spent the remainder of his major league career with the Yankees (1998-2001) and Kansas City (2002). The second baseman was named to the All-Metrodome Team in 2009 and was named one of the "50 Greatest Twins" in 2010. He still remains the Twins all-time leader in several offensive categories by a second baseman.

*elected but not inducted

★ CLASS OF 2016 ★



JOHN GORDON

RADIO BROADCASTER, 1987-2011

Gordon joined the Twins in 1987 and spent 25 seasons as the Twins' radio play-by-play voice. The Detroit native called both of Minnesota's 1987 and 1991 World Championships and is widely known by Twins fans for his "Touch 'Em All" home run call, specifically Kirby Puckett's walk-off homer in Game 6 of the 1991 World Series.

He began his broadcasting career with the Spartanburg Phillies in 1965 and broadcasted for various sports and organizations, including the Baltimore Orioles, the University of Virginia, Triple-A Columbus and other affiliates of the Yankees organization.

For his work with the Spartanburg Phillies, Gordon was inducted into the South Atlantic League's Hall of Fame on June 19, 2001. He was also inducted into the Minnesota Broadcasting Hall of Fame on October 10, 2008.

Gordon played a fictional Twins broadcaster, Wally Holland, in the 1994 movie *Little Big League*. He called his final game on September 28, 2011. The Twins honor his legacy by awarding a radio affiliate throughout Twins Territory each season with the John Gordon Award, and the Twins radio booth was named in his honor in 2011.



TORII HUNTER

OUTFIELDER, 1997-2007 & 15

Hunter played 19 years in the major leagues, including 12 seasons with the Twins from 1997 to 2007 and again in 2015. Hunter, who is considered one of the most popular players in club history both on and off the field, helped lead the Twins to three consecutive AL Central division titles in 2002, 2003 and 2004, then again in 2006. In 2002, Hunter became the first Twin since Kirby Puckett (1995) to start an All-Star Game and created one of the most iconic moments of his career, robbing Barry Bonds of a first inning home run. Known for his infectious smile and community efforts, Hunter was presented with the Branch Rickey Award in 2009, recognizing excellence in charity work.

He finished his Twins career playing in 1,373 games with 1,343 hits, 281 doubles, 26 triples, 214 home runs, 792 RBI, 739 runs scored, 354 walks and 128 stolen bases. Hunter was a five-time All-Star with the Twins, Angels and Tigers, won nine Rawlings Gold Glove Awards and won two Louisville Slugger Silver Slugger Awards over his 19-year career. He currently ranks fifth on the Twins all-time list in home runs, and seventh in RBI, extra-base hits (521), games, hits, doubles, runs and total bases (2,318).

The Pine Bluff, Arkansas native was drafted as a 17-year-old by the Twins in the first round (20th overall) of the 1993 First-Year Player Draft. He was named one of the "50 Greatest Twins" in 2010 and was named to the "All-Metrodome" Team in 2009.

★ CLASS OF 2017 ★



ANDY MACPHAIL GENERAL MANAGER, 1985-94

MacPhail was named the third General Manager in Twins history following the 1985 season. He spent 10 seasons in the Twins front office, including nine seasons as the club's General Manager from 1986 to 1994. During his tenure, he led the Twins to two World Championships, including the club's first in 1987.

He was named *The Sporting News* Executive of the Year in 1991 as the Twins clinched their second World Series title after a regular season record of 95-67, following 74 wins and a last-place finish the previous season. During his leadership, the Twins compiled a record of 710-699.

MacPhail has since gone on to serve as Chief Executive Officer for the Chicago Cubs from 1994 to 2006, President of Baseball Operations for the Baltimore Orioles from 2007 to 2011, and President of the Philadelphia Phillies from 2015-2020.



MICHAEL CUDDYER OUTFIELDER, 2001-11

Cuddyer played 15 years in the major leagues, including 11 seasons with the Twins from 2001 to 2011. Considered one of the most popular players in the clubhouse and the community during his time in a Twins uniform, Cuddyer was instrumental in helping lead the Twins to six division titles over a nine-year span from 2002 to 2010. He played in 22 Postseason games for the Twins, hitting .338 with two home runs and eight RBI.

He finished his Twins career playing in 1,139 games with 1,106 hits, 239 doubles, 35 triples, 141 home runs, 580 RBI, 606 runs scored and 411 walks and was named to the 2011 American League All-Star team. He earned another All-Star berth while playing in Colorado in 2013, leading the National League with a .331 batting average and winning a Louisville Slugger Silver Slugger Award.

The Norfolk, Virginia native was drafted by the Twins in the first round (9th overall) of the 1997 First-Year Player Draft and ranks ninth on the Twins all-time list in doubles, 11th in RBI and 13th in home runs. He is one of 23 Twins to play 10 or more seasons with the club.

★ CLASS OF 2018 ★



JOHAN SANTANA LEFT-HANDED PITCHER, 2000-07

Santana played 12 seasons in the major leagues, including eight with the Twins from 2000-07. He was widely considered as baseball's most dominant pitcher in his final few seasons in a Twins uniform. He finished his Twins career going 93-44 with six complete games and four shutouts while posting a 3.22 ERA in 1308.2 innings pitched, 364 walks and 1,381 strikeouts.

The two-time American League Cy Young Award winner (2004 & 2006) had five-straight seasons with at least 12 wins from 2003 to 2008 including a career-best 20 wins in 2004 and an AL-leading 19 wins in 2006. On August 19, 2007, Santana set a Twins record with 17 strikeouts in 8.0 innings against the Rangers, a record that still stands today.

A native of Tovar, Venezuela, Santana was selected by the Twins in the 1999 Rule 5 Draft and ranks fourth in Twins history in strikeouts, second in ERA (min. 1300.0 IP), seventh in wins and innings pitched, and 10th in starts. He was named to three AL All-Star teams with the Twins and won the AL Rawlings Gold Glove Award in 2007.

★ CLASS OF 2019 ★



JOE NATHAN RIGHT-HANDED PITCHER, 2004-11

Nathan pitched 16 seasons in the major leagues, including seven with the Twins from 2004-11. He finished his Twins career with a record of 24-13, a 2.16 ERA (463.1 IP, 111 ER), 134 walks, 561 strikeouts and a club-record 260 saves in 460 games.

Nathan was named to the American League All-Star team four times for Minnesota and was the closer on three different American League Central Division championship teams. Regarded as one of baseball's best closers for his era, he saved 35-plus games in six different seasons in Minnesota and led all of baseball in saves over a six-season stretch from 2004-09, saving 246 games during that time. Nathan was named the co-winner of the American League Rolaids Relief Man of the Year Award with New York's Mariano Rivera in 2009 after saving a club-record 47 games. The former right-hander pitched for five different teams over his career (San Francisco, Minnesota, Texas, Detroit and Chicago-NL), compiling 377 saves, ranking him 10th on baseball's all-time list.

The Houston, Tex. native was originally drafted by San Francisco in the sixth round of the 1995 First-Year Player Draft and was acquired by the Twins as part of a four-player trade in exchange for catcher A.J. Pierzynski in November 2003. He was named one of the "50 Greatest Twins" in 2010 and was named to the "All-Metrodome" Team in 2009.



JERRY BELL

PRESIDENT/FRONT OFFICE, 1987-2014

Bell was named the third president in Twins history in January 1987. He spent 16 years as Minnesota's Chief Executive, helping lead the team's business operations and he was instrumental in the 1987 and 1991 World Championship seasons.

During his tenure, Bell led the effort to ensure the long-term viability of the Minnesota Twins and specifically oversaw the development, design, construction and opening of Target Field in 2010. Other accomplishments include setting an American League attendance record in 1988, when the Twins became the first AL team to attract more than three million fans. He also led the development and construction of Minnesota's spring training facility, CenturyLink Sports Complex, located in Ft. Myers, Fla., which opened in 1991. In addition, Bell became the fourth recipient of the Herb Carneal Award in 2009 as presented by the Minnesota chapter of the Baseball Writers Association of America.

★ CLASS OF 2020 ★



JUSTIN MORNEAU

FIRST BASEMAN, 2003-13

Morneau played 14 seasons in the major leagues, including 11 with the Twins from 2003-13. He finished his Twins career hitting .278 (1318-for-4749) with 289 doubles, 16 triples, 221 home runs, 860 RBI, 669 runs scored and 501 walks in 1278 games.

The 2006 American League Most Valuable Player hit more than 30 home runs three times for the Twins and recorded over 100 RBI in four seasons. As a member of the Twins, he was named to four straight AL All-Star teams (2007-10) and earned two Louisville Slugger Silver Slugger Awards (2006 & '08). During his 2006 AL MVP campaign he helped lead the Twins to a record of 96-66 and their fourth ever AL Central Division title.

The New Westminster, Vancouver, Canada native was drafted by the Twins in the third round of the 1999 First-Year Player Draft and ranks second on the Twins all-time list in games played at first base, third in home runs, sixth in RBI, and eighth in hits and walks.

Morneau was officially be inducted into the club's Hall of Fame in 2021.

★ CLASS OF 2022 ★



RON GARDENHIRE

MANAGER, 2002-2014

Gardenhire managed the Twins for 13 seasons from 2002-14 and compiled a record of 1068-1039 (.507), marking the second-most wins in club history, trailing only fellow Twins Hall of Famer Tom Kelly (1140-1244, .478).

Prior to becoming the skipper of the Twins, "Gardy" held the post of third base coach for 11 seasons from 1991-2001, including during the team's 1991 World Series Championship run.

The Butzbach, Germany native managed the club to 90-plus wins five times and won the American League Central title in six of his 13 seasons (2002, '03, '04, '06, '09 and '10). He was named the American League Manager of the Year in 2010 and finished as runner-up for the award in 2003, '04, '06, '08 and '09. Gardenhire was also named *Baseball America* AL Manager of the Year in 2008, The Sporting News AL Manager of the Year in 2010 and served as a coach on the AL All-Star teams in 2003, 2007 and 2014. He was honored as one of the "50 Greatest Twins" in 2010, won the Carl R. Pohlad Award for Outstanding Community Service in 2005 and the Mike Augustin "Media Good Guy" Award in 2014. After his time with the Twins, he helmed the Detroit Tigers for parts of three seasons from 2018-20 before retiring. He finished his 16-year major league managerial tenure with a record of 1200-1280 (.484).



DAN GLADDEN

OUTFIELDER, 1987-91

Gladden has spent nearly 30 seasons with the Twins organization in several capacities, including five as a player from 1987-91 and 23 as a radio broadcaster since 2000. A native of San Jose, California, he hit .268 (661-for-2470) with 117 doubles, 26 triples, 38 home runs, 238 RBI, 358 runs scored and 116 stolen bases in 644 career games with Minnesota.

The fiery leadoff hitter was a key member of the 1987 and 1991 World Series Championship teams and ranks first on the club's all-time Postseason list in runs scored (17) and stolen bases (7) and is tied for first in games (24), while ranking second in hits (29), doubles (6) and RBI (15). He scored one of the most iconic runs in Twins history, the championship-winning tally in the bottom of the 10th inning in Game 7 of the 1991 World Series.

After his playing career, he joined the Twins radio broadcast team in 2000 and became a full-time analyst in 2003. He is the fifth-longest tenured radio or television broadcaster in club history, behind Herb Carneal (46 seasons from 1961-2006), Dick Bremer (38 seasons from 1983-2021), Bert Blyleven (26 seasons from 1995-2020) and John Gordon (25 seasons from 1987-2011).



CÉSAR TOVAR

INFIELDER/OUTFIELDER, 1965-72

Tovar played eight seasons with the Twins from 1965-1972, hitting .281 (1164-for-4142) with 193 doubles, 45 triples, 38 home runs, 319 RBI, 646 runs scored and 186 stolen bases in 1090 games. The utilityman, who passed away in 1994, is third on Minnesota's all-time list in stolen bases, seventh in triples, 11th in hits and at-bats, tied for 11th in runs scored, 13th in doubles and 15th in games played.

A native of Caracas, Venezuela, Tovar led the American League in doubles (36) and triples (13) in 1970 and hits in 1971 (204). He also finished seventh in the AL Most Valuable Player voting in 1967, after hitting .267 (173-for-649) with 32 doubles, seven triples, six home runs, 47 RBI and 98 runs scored in an MLB-leading 164 games. On September 22, 1968, he became the second player in AL/NL history to play all nine positions in the same game, doing so in the Twins' 2-1 victory over Oakland. Tovar also played in six Postseason games with Minnesota from 1969-70, going 6-for-26 with one triple, one RBI, two runs scored, one walk and one stolen base.

★ CLASS OF 2023 ★



JOE MAUER

CATCHER/FIRST BASEMAN, 2004-18

The hometown St. Paul kid and first overall pick in the 2001 First-Year Player Draft came out of Cretin-Derham Hall High School to play for the team he watched growing up on the other side of the Mississippi River. Mauer played 15 seasons in a Twins uniform from 2004-18, joining Tony Oliva as the only players in club history to reach that particular feat. During that time, the 2009 American League Most Valuable Player was named to six AL All-Star teams, earned five Louisville Slugger Silver Slugger Awards, three Rawlings Gold Glove Awards and became the only American League catcher to ever win a batting title, doing so three different times in 2006, 2008 and 2009.

The former catcher turned first baseman ranks first on the Twins all-time list in doubles (428) and times on base (3,087); second in games (1,858), hits (2,123) and walks (939); fifth in RBI (923) and 12th in home runs (143). He was selected to the All-Metrodome team in 2009 and was named one of the "50 Greatest Twins" in 2010. Mauer was a finalist for the Roberto Clemente Award for Outstanding Community service four times in his career, along with countless charitable endeavors for Joe and his family. Mauer's number was formally retired on June 15, 2019. He will be inducted to the Twins Hall of Fame on August 5, 2023.

★ CLASS OF 2024 ★



TERRY RYAN

GENERAL MANAGER, 1994-2007, 2011-16

Terry Ryan, the architect of the Twins' division-winning teams of the 2000s that are widely credited with helping save baseball in Minnesota, was the club's general manager from 1994-2007 and again from 2011-16 – an 18-season tenure that is the second longest in team history. He originally began his professional career with the Twins in 1972 after being drafted in the 35th round, pitching in the club's minor league system for four seasons.

With an incredible eye for talent, Ryan returned to the Twins as the club's scouting director in 1986, was elevated to vice president of player personnel in September 1991 and was named the fourth general manager in team history on September 13, 1994 – a role he held for 13 seasons before initially stepping down following the 2007 campaign. During that stretch, Ryan built four American League Central Division Champions (2002-04 and 2006), earned a pair of *Sporting News* Executive of the Year accolades (2002 and 2006), was twice honored by the Negro Leagues Baseball Museum with the Andrew "Rube" Foster Legacy Award as American League Executive of the Year (2002 and 2006), and was named *Baseball America's* Major League Executive of the Year in 2004. Under his leadership, the Twins were named *Baseball America's* Organization of the Year in 2002 and 2004.

A scout at heart and an ambassador of the game at all levels, Ryan was the recipient of the Arizona Fall League's Roland Hemond Award in 2009, the George Genovese Lifetime Achievement Award in 2013, and was inducted into the Minnesota State High School Baseball Coaches Association Hall of Fame in 2014.



RICK STELMASZEK

COACH, 1981-2012

Rick Stelmazek, who spent 32 seasons as a Twins coach from 1981-2012, was the longest-tenured coach in team history and had the third longest run with a single club in baseball history. With an unparalleled sense of humor, a knack for storytelling and a passion for Twins baseball, "Stely" served as Minnesota's bullpen coach under Billy Gardner, Ray Miller, Tom Kelly and Ron Gardenhire, helping the club reach the postseason eight times – including two World Championships in 1987 and 1991.

He mentored decades of pitchers and bullpen arms, including fellow Twins Hall of Famers in closers Rick Aguilera, Eddie Guardado and Joe Nathan. The beloved coach, who instilled a winning culture into generations of Twins players was awarded with the club's Herb Carneal Lifetime Achievement Award in 2017.

TWINS UNIFORM HISTORY



1961-71 Home



1961-71 Road



1972 Home



1972 Road



1973-86 Home



1973-86 Road



1987-2009 Home



1987-2009 Road



1997 Home Alternate



1997-2009 Road
Alternate



1999-2009 Home
Alternate



2009
Home Alternate

TWINS UNIFORM HISTORY



2006-10
Home Alternate



2010-13
Home Alternate



2010-14
Home



2010-18
Home Alternate



2010-22
Road




2011-22
Road Alternate



2015-22
Home

* Kasota Gold outlines TC on hat




2016-22
Home Alternate

* Kasota Gold outlines TC on hat



2019-22
Home Alternate

* Kasota Gold outlines TC on hat



2020-22
Home Alternate



Present
Home



Present
Road

TWINS UNIFORM HISTORY



Present
Home Alternate



Present
Home Alternate



Present
Road Alternate

HISTORY OF THE TWINS PRIMARY LOGO



1961-75



1976-86



1987-93



1994-2009
* Change of red in PMS tone



2010-22



PRESENT

TWINS UNIFORM HISTORY

SLEEVE PATCHES



Home 1961-86
Road 1961-71, 73-86



1969



Road 1972



1986



Home 1987-93



Road 1987-93



1991



1994



Home 1994-2001



Road 1994-2009



1997



2000



2000 Memorial
(Calvin R. Griffith)



2001



Post-September 11, 2001



Home 2002-09



2004 Memorial
(Eloise Pohlad)



2005



2006 Memorial
(Kirby Puckett)



2007 Memorial
(Herb Carneal)



August 1, 2008
(I35W Collapse)



Home 2009
(Metrodome Final Season)



Alternate Home
2009-18



2009 Memorial
(Carl Pohlad)



Home 2010-14
Alt Home 2010-13



Road 2010-22
Alt Road 2011-22



Home and Alternate
2010



Road and Alternate
2010



2011 Memorial
(Harmon Killebrew)



2014



2010-22



Sept. 9, 2016 Memorial
(Jacob Watterling)



2017



2019



June 15, 2019



2020



2021 Memorial
(Mike Bell)



July 16, 2022



Home and Road
Present



Home Alternate
Present



Home and Road Alternate
Present



2023 Memorial
(Mike Radcliff)

NOTE: Some patches worn temporarily/few games

MINNESOTA TWINS BALLPARKS

METROPOLITAN STADIUM



- Construction began on June 20, 1955 and the facility opened in 1956 as the home of the Minneapolis Millers. Total cost of Metropolitan stadium was \$10.3 million.
- The Twins' first game in Minnesota was played on April 21, 1961, a 5-3 loss to the Washington Senators.
- The "Met" played host to the All-Star Game on July 13, 1965. The National League beat the American League 6-5.
- Met Stadium also played host to the 1965 World Series and playoff games vs. Baltimore in 1969 and 1970.
- A shared facility, Metropolitan Stadium was also the home of the Minnesota Vikings (1961-1981) and Minnesota Kicks (1976-1981).
- Met Stadium hosted many memorable outdoor concerts, including The Beatles in 1965 and The Eagles, Pablo Cruz and the Steve Miller Band in 1978.
- Jack Kralick and Dean Chance tossed the only two no-hitters by Twins pitchers at Metropolitan Stadium. Kralick's was on August 26, 1962 in a 1-0 win vs. Kansas City and Chance's was on August 6, 1967 in a 2-0 win vs. Boston.
- On June 9, 1966 vs. Kansas City, the Twins set a major league record by hitting five home runs in one inning (Rich Rollins, Zoilo Versalles, Tony Oliva, Don Mincher and Harmon Killebrew).
- The longest home run ever hit by a Twin was on June 3, 1967 when Harmon Killebrew hit a 520-foot shot off Lew Burdette of the California Angels.
- While playing at Metropolitan Stadium, Twins players won three MVP Awards (Zoilo Versalles in 1965, Harmon Killebrew in 1969 and Rod Carew in 1977), one Cy Young Award (Jim Perry in 1970), three Rookie of the Year Awards (Tony Oliva in 1964, Rod Carew in 1967 and John Castino in 1979), and one Manager of the Year Award (Sam Mele in 1965).
- On September 22, 1968, César Tovar became the second player in major league history to play all nine positions in a game. He was also the first position player to start a game on the mound.

"MET" FIRSTS

GAME: April 21, 1961 vs. Washington Senators (WAS 5, MIN 3)
ATTENDANCE: 24,606
GAME TIME TEMP: 63 degrees
PITCHER: Camilo Pascual, Minnesota
BATTER: Marty Keough, Washington (singled)
TWINS BATTER: Zoilo Versalles (popped out)
HIT: Single by Keough, 1st inning
RUN: Keough, 1st inning
SINGLE: Keough, 1st inning
DOUBLE: Lenny Green, Minnesota, 6th inning
TRIPLE: Roy Sievers, Chicago White Sox, May 1, 1961
HOME RUN: Dale Long, Washington, 1st inning
GRAND SLAM: Mickey Mantle, Yankees, May 2, 1961, off Pascual
WALK: Danny O'Connell, Washington, 3rd inning
STRIKEOUT: Joe McClain, Washington, 3rd inning
STOLEN BASE: Jim Landis, Chicago White Sox, April 30, 1961
WINNING PITCHER: McClain
TWINS WIN: Saturday, April 22, 1961 (MIN 5, WAS 4)

"MET" LASTS

GAME: September 30, 1981 vs. Royals (KC 5, MIN 2)
ATTENDANCE: 15,900
GAME TIME TEMP: 56 degrees
PITCHER: Fredie Arroyo, Minnesota
BATTER: Roy Smalley, Minnesota (popped out)
TWINS BATTER: Smalley (pop up)
HIT: Single by Gary Ward, Minnesota, 9th inning
RUN: U L Washington, Kansas City, 4th inning
SINGLE: Ward in 9th inning
DOUBLE: Washington in 4th inning
TRIPLE: George Brett, Kansas City, September 9, 1981
HOME RUN: Clint Hurdle, Kansas City, 4th inning
GRAND SLAM: Lenny Randle, April 27, 1981, off Don Cooper
WALK: Darryl Motley, Kansas City, 9th inning
STRIKEOUT: Ward, 6th inning
STOLEN BASE: Washington, 2nd inning
WINNING PITCHER: Larry Gura, Kansas City
TWINS WIN: Sunday, September 27 (MIN 5, TEX 2)

MINNESOTA TWINS BALLPARKS

HUBERT H. HUMPHREY METRODOME



- » Opened April 3, 1982, the Hubert H. Humphrey Metrodome was home to the Twins for 28 years. It was the third domed facility in baseball and remained the only air-supported structure of its kind until its demolition in January of 2014.
- » The Metrodome is the only stadium in the world to play host to the World Series (1987 and 1991), Major League Baseball's All-Star Game (1985), the Super Bowl (XXVI, 1992) and the NCAA Final Four Basketball Tournament (1992 and 2001).
- » Construction began on December 20, 1979 and was built by the state of Minnesota at a cost of approximately \$68 million.
- » Field dimensions were 343' down the leftfield line, 385' to the leftfield power alley, 408' to dead centerfield, 367' to the rightfield power alley and 327' down the line in right. The fence from leftfield to centerfield was 7' high (plexiglass was above the left field wall from 1985-94, which made the wall 13' high) and the "baggie" in right field was 23' high, including 16' of plastic tarp installed in 1983.
- » **April 14, 1983:** Roof deflated due to tear caused by heavy snow.
- » **May 4, 1984:** Oakland's Dave Kingman hit a ball into one of roof's drainage holes in a fourth inning at-bat. The ball never came down and Kingman was awarded a ground rule double.
- » **April 26, 1986:** Roof suffered slight tear due to high winds, causing a nine minute delay in the bottom of the seventh inning vs. California.
- » **August 29, 1992:** A power outage in the third inning caused a 23 minute delay vs. New York.
- » **August 5, 2001:** A power outage in the area of Minneapolis surrounding the Metrodome caused the air conditioning to shut down, heating the inside of the dome during the game to a temperature of 91 degrees as the Twins fell to the Royals 10-5.
- » **October 2, 2004:** The Twins and Indians were forced to suspend their game after the 11th inning due to a curfew rule in effect for an upcoming University of Minnesota football game.
- » **October 2, 2005:** Upon the conclusion of his 50th year of broadcasting baseball, the Twins re-named the baseball pressbox "The Herb Carneal Press Box" in honor of their long-time radio broadcaster. Carneal died on April 1, 2007.
- » **August 2, 2007:** The Twins and Royals postponed their 12:10 p.m. game a day after the Interstate 35W bridge collapse in Minneapolis.
- » **October 11, 2009:** The Twins lost to the Yankees in the ALDS, marking the club's final game in the Metrodome.
- » **December 19, 2013:** The Vikings defeated the Lions 14-13 in the final sporting event played in the Metrodome.
- » **January 18, 2014:** As a portion of the demolition for the Minnesota Vikings' new stadium, the Metrodome roof was deflated. Demolition was completed in April of 2014.

METRODOME FIRSTS

GAME: April 6, 1982 vs. Seattle (SEA 11, MIN 7)
» **POSTSEASON GAME:** October 7, 1987 (LCS) vs. Detroit
ATTENDANCE: 52,279
GAME TIME TEMP: 70 in/28 out
PITCHER: Pete Redfern, Minnesota
BATTER: Julio Cruz, Seattle (struck out)
TWINS BATTER: Jim Eisenreich (grounded out)
HIT: Solo home run by Dave Engle, Minnesota, 1st inning
RUN: Engle in 1st inning
SINGLE: Jim Maler, Seattle, 3rd inning
DOUBLE: Manny Castillo, Seattle, 3rd inning
TRIPLE: Gary Gaetti, Minnesota, 2nd inning
HOME RUN: Engle in 1st inning
GRAND SLAM: Gary Ward, May 10, 1982, off Boston's Mike Torrez
WALK: Castillo in 5th inning
STRIKEOUT: Cruz in 1st inning
STOLEN BASE: Cruz in 5th inning
WINNING PITCHER: Floyd Bannister, Seattle
TWINS WIN: Wednesday, April 7, 1982 (MIN 7, SEA 5)

METRODOME LASTS

GAME: October 6, 2009 vs. Detroit (MIN 6, DET 5; 12 inn.)
» **POSTSEASON GAME:** October 11, 2009 (ALDS) vs. New York
ATTENDANCE: 54,088
GAME TIME TEMP: 68 in/43 out
PITCHER: Fernando Rodney, Detroit
BATTER: Alexi Casilla (walk-off single)
TWINS BATTER: Casilla (walk-off single)
HIT: Single by Casilla, 12th inning
RUN: Carlos Gómez, 12th inning
SINGLE: Alexi Casilla, 12th inning
DOUBLE: Brandon Inge, Detroit, 10th inning
TRIPLE: Michael Cuddyer, 10th inning
HOME RUN: Magglio Ordoñez, Detroit, 8th inning
GRAND SLAM: Delmon Young, October 2, 2009 off Lenny DiNardo
WALK: Delmon Young, 12th inning
STRIKEOUT: Gerald Laird, Detroit, 12th inning
STOLEN BASE: Gómez, October 4, 2009
WINNING PITCHER: Bobby Keppel
TWINS WIN: Tuesday, October 6, 2009 (MIN 6, DET 5; 12 inn.)

Regular season only

25TH ANNIVERSARY TEAM



In 1986, the Minnesota Twins celebrated 25 years of baseball in Minnesota. As part of that celebration, the Twins held a 25th Anniversary Reunion from July 31 to August 3. The weekend began with a banquet in which the Silver Anniversary Team, voted by fans, was announced. The weekend concluded with an Old Timers game, featuring the 1965 World Series Twins against other former Twins, and a pre-game ceremony honoring the Silver Anniversary Team. Fans were treated to a Camera Night in which they were able to take pictures with their favorite former Twins and received a frameable team poster. Below is the 25th Anniversary Team.

POS	PLAYER	YEARS
LF	Bob Allison	1961-70
CF	César Tovar	1965-72
RF	Tony Oliva	1962-76
3B	John Castino	1979-84
SS	Zoilo Versalles	1961-67
2B	Rod Carew	1967-78
1B	Harmon Killebrew	1961-74
C	Earl Battey	1961-67
LHP	Jim Kaat	1961-73
RHP	Camilo Pascual	1961-66
RP	Al Worthington	1964-69
MGR	Billy Martin	1969

40TH SEASON ANNIVERSARY ALL-TIME TEAM



In 2000, the Minnesota Twins celebrated 40 years of baseball in Minnesota. As part of that celebration, the Twins announced the Twins All-Time Team as part of the ballclub's 40th Season Celebration.

Voting for the Twins All-Time Team was split into three phases to include the fans, Upper Midwest media and former Twins players and coaches. Each group's vote counted one-third toward the final balloting results with the top vote recipients at each position automatically being named to the team. The All-Time Team selection committee reserved the right to name additional players to the final roster based upon overall vote totals.

The All-Time Team took part in an on-field pre-game ceremony on August 12, 2000 and a poster depicting the All-Time Team was given to the first 10,000 fans in attendance, courtesy of the *Star Tribune*.

A total of 93 Twins players and managers were featured on the All-Time Team ballot, which included categories for manager, catcher, first base, second base, third base, shortstop, outfield, right-handed starting pitcher, left-handed starting pitcher, relief pitcher, designated hitter, pinch hitter and utility player.

The Minnesota Twins 40th Season All-Time Team is comprised of 22 members, including 10 members of the club's 25th Anniversary Team: catcher Earl Battey, first baseman Harmon Killebrew, second baseman Rod Carew, shortstop Zoilo Versalles, leftfielder Bob Allison, centerfielder César Tovar, rightfielder Tony Oliva, right-handed pitcher Camilo Pascual, left-handed pitcher Jim Kaat and relief pitcher Al Worthington. The Minnesota Twins 40th Season Anniversary All-Time Team is listed below:

POS	PLAYER	YEARS	POS	PLAYER	YEARS
MGR	Tom Kelly	1986-01	RHP	Bert Blyleven	1970-76, 85-88
C	Earl Battey	1961-67		Jim Perry	1963-72
1B	Kent Hrbek	1981-94		Camilo Pascual	1961-66
2B	Rod Carew	1967-78	LHP	Jim Kaat	1961-73
3B	Harmon Killebrew	1961-74		Frank Viola	1982-89
	Gary Gaetti	1981-90	RP	Rick Aguilera	1989-99
SS	Greg Gagne	1983-92		Jeff Reardon	1987-89
	Zoilo Versalles	1961-67		Al Worthington	1964-69
OF	Bob Allison	1961-70	DH	Paul Molitor	1996-98
	Tony Oliva	1962-76	PH	Randy Bush	1982-93
	Kirby Puckett	1984-95	UTIL	César Tovar	1965-72





ALL-METRODOME TEAM

In 2009, the Minnesota Twins celebrated the final season in the Hubert H. Humphrey Metrodome. As part of that celebration, the Twins held a "Farewell To The Metrodome" weekend and announced the All-Metrodome Team.

Voting for the Twins All-Metrodome Team was split into three phases, including the fans, the Upper Midwest media and a veterans' committee made up of Twins alumni, front office representatives and team historians. In total, more than 100,000 votes were cast by the fans at www.twinsbaseball.com.

The All-Metrodome team took part in an on-field ceremony following the Twins' final scheduled regular season home game on October 4, 2009 vs. the Kansas City Royals. Below are the players that made up the Twins All-Metrodome Team:

POS	PLAYER	YEARS	POS	PLAYER	YEARS
SP	Bert Blyleven	1985-89	2B	Chuck Knoblauch	1991-97
SP	Brad Radke	1995-2006	SS	Greg Gagne	1983-92
SP	Johan Santana	2000-07	3B	Gary Gaetti	1982-90
SP	Frank Viola	1982-89	LF	Dan Gladden	1987-91
RP	Rick Aguilera	1989-99	CF	Torii Hunter	1998-2007
RP	Joe Nathan	2004-09	CF	Kirby Puckett	1984-95
C	Joe Mauer	2004-09	RF	Tom Brunansky	1982-88
1B	Ken Hrbek	1982-94	DH	Paul Molitor	1996-98
1B	Justin Morneau	2003-09	MGR	Tom Kelly	1986-2001

ALL-TIME METRODOME LEADERS

STAT	PLAYER	YEARS	TOTAL
Games	Kirby Puckett	1984-95	914
At-Bats	Kirby Puckett	1984-95	3,689
Hits	Kirby Puckett	1984-95	1,269
Runs	Kirby Puckett	1984-95	626
2B	Kirby Puckett	1984-95	239
3B	Kirby Puckett	1984-95	38
HR	Kent Hrbek	1982-94	156
RBI	Kent Hrbek	1982-94	623
BB	Kent Hrbek	1982-94	438
AVG	Kirby Puckett	1984-95	.344

STAT	PLAYER	YEARS	TOTAL
Wins	Brad Radke	1995-2006	85
Win %	Johan Santana	2000-07	.676
Saves	Joe Nathan	2004-09	125
Games	Eddie Guardado	1993-2003, '08	328
Starts	Brad Radke	1995-2006	197
CG	Frank Viola	1982-89	28
IP	Brad Radke	1995-2006	1,309.1
Strikeouts	Brad Radke	1995-2006	839
ERA	Joe Nathan	2004-09	1.86



On December 11, 2018, U.S. Bank Stadium unveiled a new plaque on the southwest corner of the stadium's concourse, displaying the original location of the Hubert H. Humphrey Metrodome home plate. Pictured right are (from left to right): University of Minnesota Baseball Coach John Anderson, Kent Hrbek, Tom Kelly and Dave St. Peter. Photo Courtesy of U.S. Bank Stadium/Minnesota Vikings



50 GREATEST TWINS

In 2010, the Minnesota Twins celebrated 50 years of baseball in Minnesota. As part of that celebration, the Twins announced the "50 Greatest Twins." The 50 Greatest Twins were voted upon by local media and Twins historians. The team was introduced as part of the Twins 50th Anniversary Weekend in an on-field pre-game ceremony on September 3, 2010. Former Twins shortstop Greg Gagne, one of the 50 Greatest Twins, was inducted into the Twins Hall of Fame on September 4. Finally, members of the 50 Greatest Twins and local Twins alumni gathered to play the first ever Twins Legends Game on September 5. Below is a complete list of the 50 Greatest Minnesota Twins:

POSITION	PLAYER	YEARS	POSITION	PLAYER	YEARS
Pitcher	Rick Aguilera	1989-99	Outfield/Infield	Gene Larkin	1987-93
Outfield	Bob Allison	1961-70	Manager	Billy Martin	1969
Catcher	Earl Battey	1961-67	Manager	Gene Mauch	1976-80
Pitcher	Bert Blyleven	1970-76, 85-88	Catcher	Joe Mauer	2004-Present
Outfield	Lyman Bostock	1975-77	Manager	Sam Mele	1961-67
Outfield	Tom Brunansky	1982-88	Designated Hitter	Paul Molitor	1996-98
Infield	Rod Carew	1967-78	First Base	Justin Morneau	2003-13
Infield	John Castino	1979-84	Pitcher	Jack Morris	1991
Outfield/Infield	Michael Cuddyer	2001-11	Pitcher	Joe Nathan	2004-09
Third Base	Gary Gaetti	1981-90	Outfield	Tony Oliva	1962-76
Shortstop	Greg Gagne	1983-92	Pitcher	Camilo Pascual	1961-66
Manager/Coach	Ron Gardenhire	1991-2014	Pitcher	Jim Perry	1963-72
Outfield	Dan Gladden	1987-91	Outfield	Kirby Puckett	1984-95
Pitcher	Dave Goltz	1972-79	Manager	Frank Quilici	1972-75
Pitcher	Jim "Mudcat" Grant	1964-67	Pitcher	Brad Radke	1995-2006
Pitcher	Eddie Guardado	1993-2003, 08	Pitcher	Jeff Reardon	1987-89
Outfield	Larry Hise	1973-77	Pitcher	Johan Santana	2000-07
First Base	Kent Hrbek	1981-94	Infield	Roy Smalley	1976-87
Outfield	Torii Hunter	1997-2007, '15	Coach	Rick Stelmaszek	1981-2012
Pitcher	Jim Kaat	1961-73	Pitcher	Kevin Tapani	1989-95
Manager	Tom Kelly	1986-01	Utility	César Tovar	1965-72
Third Base	Harmon Killebrew	1961-74	Infield	Zoilo Versalles	1961-67
Second Base	Chuck Knoblauch	1991-97	Pitcher	Frank Viola	1982-89
Pitcher	Jerry Koosman	1979-81	Outfield/DH	Dave Winfield	1993-94
Third Base	Corey Koskie	1998-2004	Pitcher	Al Worthington	1964-69



TREASURE ISLAND BASEBALL NETWORK



2024 marks the 19th season that the Minnesota Twins control their radio broadcast rights. More than 80 stations in the five-state area carry Twins games and comprise the Treasure Island Baseball Network. In the Minneapolis-St. Paul market, the Twins can be heard on News Talk 830 WCCO, KMNH 102.9 FM The Wolf and streamed on the Audacy app. In 2022, the geo-fence for that live stream was expanded to include the entirety of Twins Territory. The live stream is available for no charge through the Audacy app, website and via smart speakers. Prior to the 2020 season, the Twins and Audacy added a FM simulcast of Twins Baseball on the 100,000 watt 102.9 The Wolf. The move back to 'CCO and Audacy in 2018 marked the return to their original broadcast partner, the Twins home for their first 47 years. The Twins were broadcasted on Go 96.3 for five seasons from 2013-17 and ESPN 1500 for six seasons from 2007-12.

The Twins employ an in-house production team that produces the game broadcasts including pre-game and post-game shows that air on network affiliates. In addition, the network team produces "Inside Twins" that airs Wednesday nights throughout the offseason. During the season, fans across Twins Territory can listen to "Inside Twins" which airs prior to Sunday pregame shows

and features Twins President of Baseball Operations Derek Falvey, General Manager Thad Levine, Twins Manager Rocco Baldelli and other front office staff. This show runs all season and gives fans access into the inner workings of Twins baseball as well as a glimpse through the eyes of the Manager.

In 2007 the Twins, in partnership with the Minnesota News Network, assumed control and development of the Twins Radio Network with Treasure Island Resort & Casino, becoming the first-ever naming rights partner for the network in 2010. Historically, the Treasure Island Baseball Network has been one of the largest in all of Major League Baseball with hometown radio partners bringing Twins baseball to fans across five states.

The Twins also broadcast 50 games in Spanish. Alfonso Fernandez begins his 19th season as play-by-play voice, with Hall of Famer Tony Oliva as the analyst. Games in Spanish can be heard via a stream on twinsbeisbol.com simply by signing in with a free MLB account and is also carried on the SAP channel during Bally Sports North's broadcasts.

John Gordon Award — Twins Radio Affiliate of the Year

Named after legendary Twins broadcaster, John Gordon, this honor is awarded annually to the Twins radio affiliate that demonstrates the best of Twins Territory in its commitment to the Minnesota Twins and its community.

- 2012 -- KMGM in Montevideo, MN
- 2013 -- WELY in Ely, MN
- 2014 -- KROC in Rochester, MN
- 2015 -- WJON in St. Cloud, MN

- 2016 -- WYRQ in Little Falls, MN
- 2017 -- KFGO in Fargo, ND
- 2018 -- KTOE in Mankato, MN
- 2019 -- WCMP in Pine City, MN

- 2020 -- KNUJ in New Ulm, MN
- 2021 -- WMOZ in Moose Lake, MN
- 2022 -- KARP/KGLB in Dassel/Glencoe, MN
- 2023 -- KDLM in Detroit Lakes, MN

TREASURE ISLAND BASEBALL NETWORK

CITY	STATION	ON DIAL	CITY	STATION	ON DIAL	CITY	STATION	ON DIAL
MINNESOTA:						NORTH DAKOTA:		
Twain Cities	WCCO-AM 830		Marshall	KMHL-AM 1400/101.7 FM		Bismarck	KXMR-AM 710	
	KMNH-FM 102.9		Montevideo	KMGM-FM 105.5		Devils Lake	KDLR-AM 1240/99.7 FM	
Aitkin	KKIN-FM 94.3		Moose Lake	WMOZ-FM 106.9		Dickinson	KLTC-AM 1460	
Albert Lea	KATE-AM 1450		Morris	KMRS-AM 1230/107.7 FM		Fargo	KFGO-AM 790/94.1 FM	
Alexandria	KULO-FM 94.3		New Prague	KCHK-AM 1350/106.7 FM			KFGO-FM 104.7 FM	
Austin	KAUS-AM 1480		New Ulm	KNUJ-AM 860/97.3 FM		Grand Forks	KNOX-AM 1310/107.9 FM	
Bagley/Fosston	KKCQ-FM 96.7		Northfield	KYMN-AM 1080/95.1 FM			1303.3 FM	
Bemidji	KBUN-AM 1450/100.1 FM/94.9 FM		Ortonville	KDIO-AM 1350/94.5 FM		Jamestown	KQDJ-AM 1400/107.1 FM	
Benson	KBMO-AM 1290/103.5 FM		Owatonna	KRFO-AM 1390/94.7 FM		Mayville	KMAV-FM 105.5	
Blackduck	KBUN-FM 104.5		Park Rapids	KDKK-FM 97.5 FM		Minot	KCJB-AM 910	
Brainerd	KUAL-FM 103.5		Pine City	WCMP-FM 100.9		Valley City	KOVC-AM 1490/96.3 FM	
Crookston	KROX-AM 1260/105.7 FM		Preston	KFIL-FM 103.1			100.3 FM	
	92.1 FM		Red Wing	KWNG-FM 105.9		Wahpeton	KBMW-AM 1450/94.3 FM	
Detroit Lakes	KDLM-AM 1340/93.1 FM/96.9 FM		Rochester	KROC-AM 1340/96.9 FM				
			St. Cloud	WJON-AM 1240/95.3 FM				
Duluth	KDAL-AM 610/103.9 FM		Sleepy Eye	KNUJ-FM 107.3				
Eveleth	KRBT-AM 1340/104.9 FM		Thief River Falls	KTRF-AM 1230/93.3 FM		SOUTH DAKOTA:		
Fairmont	KSUM-AM 1370/97.1 FM		Wabasha	WPVW-AM 1190/99.7 FM		Aberdeen	KGIM-AM 1420 AM/98.5 FM	
Fergus Falls	KBRF-AM 1250		Wadena	KWAD-AM 920/101.7 FM		Huron	KOKK-AM 1210/105.1 FM	
Glencoe	KGLB-AM 1310/96.1 FM		Willmar	KDJS-AM 1590/105.7 FM		Pierre	KGFX-AM 1060/103.1 FM	
Glenwood	KMGK-FM 107.1		Windom	KDOM-AM 1580		Stout Falls	KS00-AM 1000/102.3 FM	
Grand Rapids	KOZY-AM 1320/93.1 FM		Windom	KDOM-FM 103.1 FM		Watertown	KWAT-AM 950	
Hibbing	WMFG-AM 1240		Winona	KWNO-AM 1230/98.7 FM		Yankton	WNAX-AM 570/96.9 FM	
Int'l Falls	KGHS-AM 1230/95.3 FM		Worthington	KWOA-AM 730/100.3 FM				
Little Falls	WYRQ-FM 92.1					WISCONSIN:		
Mankato	KTOE-AM 1420/102.7 FM					Eau Claire	WBIZ-AM 1400/98.7 FM	
	98.7 FM							
			IOWA:					
			Des Moines	KBGG-AM 1700/101.3 FM				
			Mason City	KGLO-AM 1300				
			Spencer	KICD-AM 1240/102.5 FM				



TWINS 2024 RADIO BROADCASTERS



KRIS ATTEBERRY

TWINS PLAY-BY-PLAY/ANALYST

Kris Atteberry begins his first season as the Twins radio lead play-by-play voice after 17 seasons hosting the Pregame Lineup Card and Postgame Download on the Twins Radio Network as well as providing play-by-play and analysis for select games. Kris has also called men's and women's college basketball on CBS Sports Network.

Kris joined the Twins after spending five summers (2002-06) calling games on radio and television for the St. Paul Saints. Prior to joining the Saints, Kris spent three seasons as the lead broadcaster for the Sioux Falls Canaries. Additionally, he has broadcast men's basketball at Cal State Fullerton, as well as basketball, volleyball and baseball at Pepperdine University. From 2002 to 2006 he served as the voice of Montana State football and basketball, twice earning Montana Sportscaster of the Year accolades.

Atteberry, 51, is a native of Bozeman, MT and a 1996 graduate of Stanford University where, in addition to earning a degree in English Literature, he was awarded a National Association of Athletic Directors post-graduate scholarship for his broadcast work with Cardinal athletics.

Kris, his wife, Jennifer, and daughter, Jessica, reside in southwest Minneapolis.



DAN GLADDEN

TWINS ANALYST/PLAY-BY-PLAY

Former Twin Dan Gladden enters his 26th year in the Twins radio broadcast booth and his 22nd as a full-time analyst.

Gladden played in the major leagues for 11 years and retired from professional baseball following the 1994 season. He finished his career batting .270 with 203 doubles, 40 triples, 74 home runs, 446 RBI and 222 stolen bases in 1,197 games.

He made his big league debut in 1983 with the San Francisco Giants, with whom he played for three seasons, and was named to both Topps and *Baseball Digest* All-Rookie teams in 1984. He was acquired along with pitcher David Blakely by Minnesota in exchange for pitchers Jose Dominguez, Bryan Hickerson and Ray Velasquez on

March 31, 1987 and spent five years with the Twins before signing as a free agent with Detroit in 1992. He spent his last year in professional baseball playing for the Yomiuri Giants of the Japan Central League in 1994. From there, Gladden was a major league advance scout for the Colorado Rockies from 1996-98 and a minor league roving instructor for San Francisco in 1999.

Gladden was inducted to the Twins Hall of Fame as part of the Class of 2022, and was a key ingredient in the Twins 1987 and 1991 World Championship teams. His grand slam in Game 1 of the 1987 Series vs. St. Louis capped a seven-run fourth inning and he scored the game-winning run in the 10th inning in Game 7 of the 1991 Series vs. Atlanta.

Dan and his wife, Janice, make their home in Eden Prairie, MN. His daughter Ashley is married to Joe Gaetti, son of Twins Hall of Famer Gary Gaetti, and lives in Minnesota with their two children, Luca and Malone. Daughter Whitney currently also lives in Minnesota with son, Maxwell.

PAUL MOLITOR

TWINS RADIO ANALYST

See page 41



GLEN PERKINS

TWINS TELEVISION, PRE & POST GAME ANALYST/TWINS RADIO ANALYST

The 2024 season will mark Minnesota native Perkins' sixth season in a broadcasting role for the Twins, after beginning as a pre and post game analyst in 2019. He is slated to serve both in that role and as a color analyst for select Twins television broadcasts in 2024. Perk will also be mixed into a handful of radio analyst duties for the 2024 season, joining Kris Atteberry and Dan Gladden.

The St. Paul native was selected by the Twins in the first round (22nd overall) of the 2004 First-Year Player Draft out of the University of Minnesota. The southpaw made his major league debut on September 21, 2006 and spent his entire 12-year career with the Twins, going 35-25 with a 3.88 ERA (624.1 IP, 269 ER), 120 saves, 158

walks and 504 strikeouts in 409 games (44 starts). He ranks among the club's all-time pitching leaders in saves (3rd), games finished (228, 5th) and games played (6th).

Perkins is one of eight players in Twins history to spend their entire career (min. 10 years played) with the club. He was also a three-time All-Star (2013-15) and earned the save in the American League's 5-3 win in the 2014 MLB All-Star Game at Target Field.

SPANISH LANGUAGE RADIO BROADCAST



The Twins will broadcast 50 Spanish language games through a stream on the homepage of Twinsbeisbol.com. In addition to the stream, these broadcasts will be transmitted via SAP (secondary audio program) on the Twins television partner Bally Sports North. The Twins, who were the first professional sports team in the Twin Cities market

to broadcast games in Spanish, return Hall of Famer and color analyst Tony Oliva, and play-by-play announcer Alfonso Fernandez, to the broadcast booth for their 19th season together. All 50 games will include a 15 minute pre- and post-game show.



ALFONSO FERNANDEZ

SPANISH RADIO, PLAY-BY-PLAY

Fernandez begins his 19th season in 2024 with the Minnesota Twins serving as the Spanish play-by-play announcer.

Fernandez also served as the Spanish broadcast voice for the Minnesota Timberwolves from 2005-15.

Fernandez has called the action in Spanish for five other professional sports teams including the Minnesota Vikings (2005-09), the Los Angeles Clippers (1993-95), the Los Angeles Lakers (1988-90) and the Los Angeles Rams (1987-91).

He was the first to broadcast basketball in Spanish in the Los Angeles area and has spent 33 years behind the microphone. Fernandez and his wife, Rosalia, daughter, Angela, and son, Jared, make their home in Apple Valley, MN.



TONY OLIVA

SPANISH RADIO, ANALYST

Pedro 'Tony' Oliva Jr., or 'Tony-O' to those who followed his 24-year career as a Twins player and coach, was a man who seemed to excel in all aspects of the game. He could hit for power and average, run, field and throw, and his versatility made him one of the most feared hitters of his day. He was inducted to the National Baseball Hall of Fame on July 24, 2022.

Tony-O collected 1,917 hits and retired with a .304 career average. He is the only player to win batting titles in his first two seasons and was the winner of three in his 15-year career. His prowess as a hitter was demonstrated in the fact that he led the league in hits five times, and his 220 career home runs rank fourth all-time among Twins.

Oliva, the 1964 American League Rookie of the Year, began his coaching career in 1976. He also works as a hitting instructor in the Twins minor league system and scouts for the club. He had his number 6 retired July 14, 1991 and was selected to the Twins 25th Anniversary Team in 1986 and the 40th Season Anniversary All-Time Team in 2000. He was inducted into the Twins Hall of Fame on August 12, 2000, and was named one of the "50 Greatest Twins" in 2010. In 2013, he became the eighth ever recipient of the Herb Carneal Lifetime Achievement Award.

TREASURE ISLAND BASEBALL NETWORK PRODUCTION CREW

Executive Producer/HostMark Genosky
Venue Engineer/DirectorKyle Hammer
Associate Producers.....Nathan Monteith, Kyle Morrison

Senior Director of BroadcastAndrew Halverson
Assistant Producer/Host.....Lexi Schweinert

TWINS TELEVISION PRODUCTION CREW

Producers.....Rick Palermo, John Stroh, Craig Rothberg
Directors.....Matt Gangl, Matt Laaksonen, Jordan Austin
Pre/Post Game Producer.....Halley Harris, Katie Halter, Alex Zappa
Pre/Post Game Host.....Anthony LaPanta, Katie Storm
Sideline Reporters.....Audra Martin
Pre/Post Game Analysts.....Tim Laudner, Glen Perkins, Trevor Plouffe, Denard Span
Graphics.....Mike Mee, Tom Mee

TWINS 2024 TELEVISION BROADCASTERS



CORY PROVUS TWINS PLAY-BY-PLAY/ANALYST

Cory Provus begins his first season as the lead television voice for Minnesota Twins baseball in 2024 after being the lead play-by-play man for the Twins radio broadcast team since 2012. Provus, 45, is a three-time winner (2015, 2020 & 2022) of the Minnesota Sportscaster of the Year by the National Sports Media Association. Prior to joining the Twins, Provus spent the previous three seasons (2009-11) in Milwaukee, where he did play-by-play with Hall of Famer Bob Uecker on WTMJ-AM and the Brewers Radio Network.

The Chicago native began his MLB broadcast career in 2007 as the Cubs pre- and post-game show host. He also handled play-by-play duties, backing up Hall of Famer Pat Hughes during games and anchored the morning and afternoon drive sportscasts as a reporter for WGN-AM in Chicago. In the offseason, Provus broadcasts college football and basketball for Big Ten Network.

In June of 2006, Provus was named the voice of the University of Alabama-Birmingham Blazers, where he handled radio play-by-play for UAB football, men's basketball and baseball. While at UAB, he was named the 2006 Radio Sportscaster of the Year by the Alabama Broadcasters Association.

Provus also has various experience hosting studio shows, managing production and doing play-by-play for various International Sports Properties. He handled play-by-play for the Conference USA Football Championship Game, the ACC Men's Basketball Tournament and various play-by-play duties for Georgia Tech, Wake Forest and Virginia Tech baseball, football and basketball.

A graduate of the S.I. Newhouse School of Public Communications at Syracuse University, Provus also worked at WAER-FM in Syracuse from 1996-2000, handling radio play-by-play and acting as studio host for Orange football, basketball and lacrosse.

Provus, his wife, Dana, and their two kids, make their home in Minnetonka, MN.

LATROY HAWKINS TWINS TELEVISION, COLOR ANALYST

See page 40

JUSTIN MORNEAU TWINS TELEVISION, COLOR ANALYST

See pages 40 & 501



TREVOR PLOUFFE TWINS TELEVISION, PRE & POST GAME ANALYST

The 2024 season will be Trevor's second season as a member of the Twins television broadcast team after working a handful of games during the 2023 season in a pre/post game and color analyst role.

Plouffe played nine seasons in the major leagues, including seven as a member of the Twins, from 2010-16. While with the Twins, he played in 723 games, hitting .247 (651-for-2638) with 148 doubles, 10 triples, 96 home runs, 357 RBI and 332 runs scored. He ranks near the top of several offensive categories in Target Field's history, including home runs (55), games (382), hits (359) and RBI (191). Trevor was drafted by the Twins in the first round (20th overall) of the 2004 First-Year Player Draft out of Crespi Carmelite High School in Encino, CA.

Plouffe has been involved in several media endeavors following his playing career, including Jomboy Media, where he co-hosts "Talkin' Baseball," as well as co-hosting a podcast called "Baseball Today" on YouTube.



ROY SMALLEY TWINS TELEVISION, COLOR ANALYST

The 2024 season will be Roy Smalley's 22nd season overall in some capacity with the Twins television broadcasts. Smalley played in the major leagues for 13 years, including 10 seasons for the Twins, from 1976-82 and '85-87. He was a part of the Twins first World Championship team in 1987 and named to the AL All-Star team in 1979.

Smalley also played at the major league level with Texas, New York-AL and Chicago-AL. As a Twin, he hit .262 with 1,046 hits, 184 doubles, 21 triples, 110 home runs, 485 RBI and 551 runs scored in 1,148 games and ranks near the top of many all-time Twins offensive categories. The Los Angeles, CA native played collegiately at the University of Southern California and was inducted into the USC Athletic Hall of Fame in 2007 and the

College Baseball Hall of Fame in 2013.

Smalley currently makes his home in Edina, MN and is Senior Vice President, Portfolio Manager at Morgan Stanley Wealth Management. He serves as President on the Board of Directors for the nonprofit organization Pitch In For Baseball and is an advocate for the Boys & Girls Clubs of the Twin Cities.



DENARD SPAN TWINS TELEVISION, PRE & POST GAME ANALYST

Denard will be joining the Twins television team in 2024 after working for the Tampa Bay Rays television broadcast team in 2023 as an analyst for Bally Sports Sun.

Span played 11 seasons in Major League Baseball, spending five seasons with the Twins from 2008-12, hitting .284 (669-for-2354) with 104 doubles, 36 triples, 23 home runs, 230 RBI, 360 runs scored and 90 stolen bases; he still ranks 11th on the club's all-time list in steals. The Tampa, FL native was drafted by the Twins in the first round (20th overall) of the 2002 First-Year Player Draft out of Tampa Catholic High School. He was the winner of the Bill Boni Award for Twins Outstanding Rookie in 2008, the Carl R. Pohlad Award for Outstanding Community

Service in 2012 and the Mike Augustin Award for Media Good Guy in 2009.

Denard's wife, Anne (Schleper) is a native of St. Cloud, MN and won a silver medal in women's hockey at the 2014 Olympic Games in Sochi. The couple make their home in the Tampa area with their two sons.

MINNESOTA TWINS MEDIA POLICIES

This is an abbreviated version of the Twins' media policies for the 2024 regular season; for the club's full policies, please visit the Twins' club content page on credentials.mlb.com or contact the Twins directly.

CREDENTIALS

Full season credentials will be issued for 2024 regular season games at Target Field to media who will cover approximately 70 percent of Twins home games. BBWAA cards and Gold Cards will be accepted for the 2024 season; cardholders are not required to notify the Twins in advance but are asked to do so. Daily credentials are also available and single-day credential requests must be submitted online through credentials.mlb.com at least 24 hours ahead of the requested date. No other credential requests will be accepted, via email or otherwise. The application deadline for each day will be 5:00 p.m. CT the day before. If media members are approved for a daily credential and cannot attend, please notify the Twins Communications staff as soon as possible. By submitting a request and receiving a media credential for access to Target Field, a media member will be required to observe all MLB and Twins rules. Credentials are not transferable and are subject to terms and conditions. The Twins also reserve the right to designate credential access to media.

MEDIA ENTRY/PARKING

Media will pick up credentials and enter through the Target Field Media Entrance, located off Target Plaza between Gates 29 and 34. The media entrance will open three hours before first pitch for day games and 4.5 hours before first pitch for night games. The Twins do not provide gameday parking for media; media are recommended to park in the various City of Minneapolis parking ramps adjacent to Target Field, namely Ramps A, B and C, and the Hawthorne Ramp.

PRESSBOX ACCESS

The Herb Carneal Pressbox is located on Level 2 at Target Field, near the Thrivent Club. Seating charts will be in effect for select games with high media capacity (including the Home Opener) and media are asked to follow the charts when posted. Every game, priority seating access will be given to affiliates who routinely cover the Twins and/or the opposing team.

MEDIA DINING

The Twins Room, located on the Service Level (-2) near the Press Elevator, will be open for media dining during the 2024 season. It will open one hour prior to gates opening, stay open until game time and cost \$13. Cash will not be accepted.

INTERVIEWS

Most interviews may be conducted on the field during batting practice where the manager, players and coaches are usually available, as long as the interview does not interrupt their pre-game routine. Members of the media must stay in foul territory between first and third base. In-depth interviews that require more time with a player should be pre-arranged through the Twins Communications department. Reporters and broadcasters must leave the field, with photographers reporting to their assigned photo positions, no later than one-half hour before game time.

CLUBHOUSE ACCESS

Clubhouse access will be limited to members of the Baseball Writers' Association of America (BBWAA) and to coverage reporters of area daily newspapers, radio and TV stations. The Twins clubhouse will be open to media with clubhouse credentials until one hour prior to each game and then reopen no longer than 10 minutes following each game; pregame clubhouse timings could vary, so please check with a member of the Twins Communications department for precise timings. Still photographers are not allowed in the clubhouse at any time. On the occasion of a team meeting, the clubhouse will be closed until the conclusion of the meeting. Clubhouse access is limited to the player-locker area and the manager's office. The training room, dining room and weight room are off-limits to everyone except the manager, coaches, players and Twins officials. The dugout is off limits during the game for everyone except the manager, coaches, players, trainers and certain Club officials.

GAMEDAY INFORMATION

Printed materials (game notes, rosters, lineup sheets, statpicks, etc.) will be available in both the Twins Communications Office and pressbox on gamedays. These materials will also be electronically disseminated to media when available and can be found on twinspressbox.com.

PHOTOGRAPHERS AND VIDEOGRAPHERS

Due to a limited number of on-field photo spots, the first and third base photo wells are limited to local newspapers, wire services, Twins photographers and whomever is assigned for that particular game. As an alternative, the Twins can provide designated photo positions around the concourse. Photographers assigned to the on-field locations should remain in the photo wells at all times during the game. Photographers in the photo wells should leave or change locations between innings only. Photos are allowed during batting practice, but photographers must remain on the dirt in foul territory, between first and third base. No photographs are to be taken from the baseball pressbox. The Target Field photo workroom is located on the Service Level (-2) down the Media Field Access Tunnel near the Baseball Communications Office.

FOR ADDITIONAL INFORMATION including interview or information requests, contact: Dustin Morse (DustinMorse@twins.com), Mitch Hestad (MitchHestad@twins.com), Matt Hodson (MattHodson@twins.com), Nina Zimmerman (NinaZimmerman@twins.com) or Mauricio Ortiz (mauricioortiz@twins.com).

PRE-GAME WORKOUT SCHEDULE AT TARGET FIELD

12:10 PM START

Twins Hitting	9:20-10:20
Visitors Hitting	10:20-11:20
Field Preparation	11:20-Game Time

1:10 PM START

Twins Hitting	10:20-11:20
Visitors Hitting	11:20-12:20
Field Preparation	12:20-Game Time

3:05/3:10 PM START

Twins Hitting	12:20-1:20
Visitors Hitting	1:20-2:20
Field Preparation	2:20-Game Time

6:10 PM START

Twins Hitting	3:20-4:20
Visitors Hitting	4:20-5:20
Field Preparation	5:20-Game Time

6:40 PM START

Twins Hitting	3:50-4:50
Visitors Hitting	4:50-5:50
Field Preparation	5:50-Game Time

7:10 PM START

Twins Hitting	4:20-5:20
Visitors Hitting	5:20-6:20
Field Preparation	6:20-Game Time

CHAIRPERSON - TWIN CITIES CHAPTER BASEBALL WRITERS' ASSOCIATION OF AMERICA

1961	Charles Johnson.....	Minneapolis Star and Tribune	1993	Steve Aschburner.....	Star Tribune
1962	Bill Boni.....	St. Paul Dispatch-Pioneer Press	1994	Bob Sansevere.....	St. Paul Pioneer Press
1963	Tom Briere.....	Minneapolis Tribune	1995	Scott Miller.....	St. Paul Pioneer Press
1964	Arno Goethel.....	St. Paul Pioneer Press	1996	Ron Lesko.....	Associated Press
1965	Bob Martel.....	United Press International	1997	Dan Barreiro.....	Star Tribune
1966	Bill Hengen.....	Minneapolis Star	1998	Jim Souhan.....	Star Tribune
1967	Low Ferguson.....	Associated Press	1999	Greg Johnson.....	St. Paul Pioneer Press
1968	Glen Redmann.....	St. Paul Dispatch	2000	La Velle E. Neal III.....	Star Tribune
1969	Sid Hartman.....	Minneapolis Tribune	2001	Gordon Wittenmyer.....	St. Paul Pioneer Press
1970	Mike Lamey.....	Minneapolis Star	2002	Dave Campbell.....	Associated Press
1971	Bob Fowler.....	St. Paul Pioneer Press	2003	La Velle E. Neal III.....	Star Tribune
1972	Dick Gordon.....	Minneapolis Star	2004	La Velle E. Neal III.....	Star Tribune
1973	Pat Thompson.....	Associated Press	2005	La Velle E. Neal III.....	Star Tribune
1974	Dan Stoneking.....	Minneapolis Star	2006	La Velle E. Neal III.....	Star Tribune
1975	Patrick Reusse.....	St. Paul Pioneer Press	2007	La Velle E. Neal III.....	Star Tribune
1976	Jon Roe.....	Minneapolis Tribune	2008	La Velle E. Neal III.....	Star Tribune
1977	Carl Peterson.....	St. Paul Pioneer Press	2009	La Velle E. Neal III.....	Star Tribune
1978	Max Nichols.....	Minneapolis Star	2010	La Velle E. Neal III.....	Star Tribune
1979	Mike Augustin.....	St. Paul Pioneer Press	2011	La Velle E. Neal III.....	Star Tribune
1980	Scott Papillon.....	Associated Press	2012	La Velle E. Neal III.....	Star Tribune
1981	Doug Grow.....	Minneapolis Star	2013	Pat Borzi.....	MinnPost.com
1982	Joe Soucheray.....	Minneapolis Tribune	2014	Pat Borzi.....	MinnPost.com
1983	Charley Walters.....	St. Paul Pioneer Press	2015	Pat Borzi.....	MinnPost.com
1984	Howard Sinker.....	Minneapolis Star and Tribune	2016	Mike Berardino.....	Pioneer Press
1985	Curt Brown.....	St. Paul Pioneer Press Dispatch	2017	La Velle E. Neal III.....	Star Tribune
1986	Carrie Muskat.....	United Press International	2018	Dave Campbell.....	Associated Press
1987	Gregg Wong.....	St. Paul Pioneer Press Dispatch	2019	Pat Borzi.....	MinnPost.com
1988	Mike Nadel.....	Associated Press	2020	La Velle E. Neal III.....	Star Tribune
1989	Mark Vancil.....	Minneapolis Star Tribune	2021	Betsy Helfand.....	Pioneer Press
1990	Tom Powers.....	St. Paul Pioneer Press Dispatch	2022	Dan Hayes.....	The Athletic
1991	Jeff Lenihan.....	Star Tribune	2023	Do-Hyoung Park.....	MLB.com
1992	Jim Caple.....	St. Paul Pioneer Press	2024	Dave Campbell.....	Associated Press

BBWAA - TWIN CITIES CHAPTER

Pat Borzi At Large	Aaron Gleeman The Athletic	La Velle E. Neal III Star Tribune	Bob Sansevere Honorary Member
Dennis Brackin Honorary Member	Dan Hayes The Athletic	Bobby Nightengale Star Tribune	Howard Sinker Star Tribune
Dave Campbell Associated Press	Betsy Helfand St. Paul Pioneer Press	Do-Hyoung Park MLB.com	Jim Souhan Star Tribune
Joe Christensen Star Tribune	Kenny Jackelen Baseball Reference	Tom Powers Honorary Member	John Shipley St. Paul Pioneer Press
Glen Crevier Honorary Member	Chris Miller Star Tribune	Tad Reeve St. Paul Pioneer Press	Charley Walters St. Paul Pioneer Press
Barry Fritz Honorary Member	Phil Miller Star Tribune	Patrick Reusse Star Tribune	Gregg Wong Honorary Member

ROBERT O. FISHEL AWARD - PUBLIC RELATIONS EXCELLENCE

YEAR	WINNER	CLUB	YEAR	WINNER	CLUB	YEAR	WINNER	CLUB
1981	Robert O. Fishel.....	AL	1996	Bill Guifoile.....	HOF	2011	Jim Trdinich.....	PIT
1982	Robert W. Brown.....	BAL	1997	Dick Bresciani.....	BOS	2012	Staci Slaughter.....	SF
1983	Larry Shenk.....	PHI	1998	Jay Horwitz.....	NYM	2013	Tim Hevly.....	SEA
1984	Arthur E. Patterson.....	CAL	1999	Bob DiBiasio.....	CLE	2014	Jason Zillo.....	NY
1985	Jim Ferguson.....	CIN	2000	Tim Mead.....	ANA	2015	Brian Bartow.....	STL
1986	Fred Claire.....	LAD	2001	Rob Matwick.....	HOU	2016	Bart Swain.....	CLE
1987	Jim Toomey.....	STL	2002	Mike Swanson.....	ARI	2017	Gene Dias.....	HOU
1988	Tom Mee.....	MIN	2003	Rick Vaughn.....	TB	2018	Josh Rawitch.....	ARI
1989	Donald Davidson.....	HOU	2004	Jeff Idelson.....	HOF	2019	Tyler Barnes.....	MIL
1990	Ned Colletti.....	CHC	2005	Randy Adamack.....	SEA	2020	Dustin Morse.....	MIN
1991	Phyllis Merhige.....	AL	2006	Rob Butcher.....	CIN	2021	Mike Teevan.....	MLB
1992	Richard Griffin.....	MON	2007	Richard Levin.....	MLB	2022	Kevin Gregg.....	PHI
1993	John Blake.....	TEX	2008	Scott Reifert.....	CWS	2023	Rich Rice.....	TEX
1994	Katy Feeny.....	NL	2009	Patrick Courtney.....	MLB			
1995	Howard Starkman.....	TOR	2010	Jay Alves.....	COL			

TWINS COMMUNICATIONS STAFF



DUSTIN MORSE

VICE PRESIDENT, COMMUNICATIONS & CONTENT

Dustin Morse, who enters his 19th season with the Twins and his 23rd in Major League Baseball, was named Vice President, Communications & Content in November 2021. He joined the Twins' Media Relations department in 2006 and was promoted to Senior Director of Communications in 2015. In December 2020, Morse was given MLB's Robert O. Fishel Award for Public Relations excellence, joining Twins Hall of Famer Tom Mee (1988) as

Minnesota's two recipients.

In his current role, Morse leads the Communications & Content department, which is part of the club's collaborative Marketing Communications team. His key responsibilities include oversight of all baseball and business communications efforts, creative content, publications, media and player relations, club archives and the Target Field game day entertainment experience. Morse also continues to provide leadership for the Twins Hall of Fame Committee.

Prior to joining the Twins, Morse enjoyed stints with the San Diego Padres (2004-05), Texas Rangers (2003), Chicago Cubs (2002) and the National Baseball Hall of Fame (2001). He served as the press liaison for Team Netherlands during the 2017 and 2023 World Baseball Classics and assisted Major League Baseball during the 2013, 2014, 2017, 2018, 2019, 2021, and 2022 All-Star Games.

Morse earned a degree in communications and legal studies from the University of Wisconsin-Madison.

Dustin and his wife, Meghann, reside in Lakeville, MN, with their daughter, Madison, and son, Griffin.



MATT HODSON

DIRECTOR, BUSINESS COMMUNICATIONS

Matt Hodson was promoted to Director, Business Communications in January 2023. He joined the Twins Communications Department in January 2019. In his role, he is responsible for public relations efforts surrounding the club's business, corporate and community initiatives.

Hodson, 44, joined the Twins organization with extensive strategic communications and public relations experience, including nearly eight years with the San Francisco Giants (2001-08) and roles with several Twin Cities-based organizations. He spent four years as the Associate Commissioner for Marketing and Communications at the Western Collegiate Hockey Association (WCHA). Hodson also enjoyed successful stints with PR agency Carmichael Lynch Relate, the University of Minnesota and the Stanford University Athletics Department.

A graduate of Santa Clara (CA) University with a degree in English, Matt resides in New Brighton, MN with his wife, Betsey, their son, Max, and their daughter, Ellie.



MITCH HESTAD

SENIOR MANAGER, BASEBALL COMMUNICATIONS

Mitch Hestad was named Senior Manager, Baseball Communications in December 2015. He previously served as Senior Manager, Baseball Information in 2015 and Manager of Baseball Communications in 2014. He interned with the Twins' Baseball Communications department from 2006-07 and was hired as Baseball Communications Coordinator in 2008.

Hestad assists the Vice President, Communications & Content in various media relations areas and is responsible for all baseball-related information within the department, including the club's official media guide, season summary, daily game notes and statistics. Additionally, he assists numerous departments within the organization with Twins historical research.

Prior to joining the Twins, he worked for a year in the University of North Dakota's Sports Information Department and graduated from UND in 2005, earning a degree in Communication with a study of emphasis in Public Relations and Sports Marketing.

Mitch currently resides in Eagan, MN with his wife, Megan.



NINA ZIMMERMAN

COORDINATOR, COMMUNICATIONS

Nina Zimmerman was promoted to Coordinator, Communications in January 2023 after being named Assistant, Communications in February 2021. She originally joined the Twins as a Communications Intern in January 2020.

Zimmerman serves as the club's primary media credential contact and media servicing liaison. She also supports the department's efforts in a variety of areas, including baseball information, archiving, corporate communications and publications. Prior to joining the Twins, Zimmerman interned in a communications capacity with the Kansas City Royals (2019), Cleveland Guardians (2018) and Miami Marlins (2017), and worked in marketing/communications for the Australian Baseball League from 2014-17.

Originally from the Chicago area, Nina obtained her bachelor's degree in American Studies and Modern Languages (Italian/Spanish) from Kenyon College.



MAURICIO ORTIZ

COORDINATOR/SPANISH INTERPRETER, COMMUNICATIONS


Mauricio Ortiz joined the club as Communications Coordinator/Spanish Interpreter in June 2023 and contributes in all aspects of the communications team, including Spanish translation, baseball information and media relations.

Prior to joining the Twins, Mauricio spent 10 months working in the Global Events department at Major League Baseball in New York City, serving as team coordinator for Team Cuba in the 2023 World Baseball Classic, and for Team Argentina and Team Spain in the 2022 WBC Qualifiers. Before working at the league office and embarking on his baseball career, he earned his master's degree in sports administration from the University of Miami.

A native of Ciudad Juarez, Mexico, Mauricio makes his home in Minneapolis, MN.

LEE HEALTH SPORTS COMPLEX

The Twins will spend their 34th spring training season in Lee County at the Lee Health Sports Complex in 2024. Spurred by their first year in the state-of-the-art facility, the Twins won the 1991 World Series after enjoying their most successful Spring Training camp in history as they posted a record-high 21 wins. In the 33 years, the Twins have drawn at total of 3,331,268 fans over 491 dates, (total does not include 17 replacement games in 1995 – 49,240 fans).



In the aftermath of Hurricane Ian in 2022, the Twins, in partnership with the Boston Red Sox, gave a financial contribution to five Lee County-based nonprofits to assist with their relief and recovery efforts. The two clubs donated a combined \$200,000, with half going to the Collaboratory (formerly the Southwest Florida Community Foundation), and the remaining half distributed equally amongst the Harry Chapin Food Bank of Southwest Florida, Lee Health Foundation's SWFL Stronger Together employee relief fund, Foundation for Lee County Public Schools, Inc. and Community Cooperative's Lee County Strong relief fund. The Twins also hosted first responders for 60 days following the hurricane, which included EMS, National Guard, Public Safety and the World Central Kitchen. The World Central Kitchen made more than 1 million meals and the academy served as the staging area to assist residents in the wake of the disaster.

Located south of the city of Fort Myers near Interstate 75, the Lee Health Sports Complex is the spring training home to the Twins and their six minor league affiliates. The centerpiece of the facility is an 8,730-seat stadium in which the major league Twins play their exhibition games and conduct some of their daily workouts. The complex also features five full practice fields and two half-fields.



On August 3, 2004, the Twins signed an extension with Lee County for use of the complex through 2020, and on November 6, 2012 the Lee County Board of County Commissioners approved a \$42.5 million renovation and a new 30-year lease. Also in 2012, the Twins named their infield drills field "Tom Kelly Field" in honor of their former manager. Combined with the Twins contribution, the total for the renovations increased to \$48.5 million. The renovations prior to the 2015 season increased the seating capacity to 8,730 and include a new party deck, expanded gift shop and an outfield boardwalk around the playing field to create a 360-degree walk-around the stadium, similar to Target Field. The plan also renovated previously existing concession stands, restrooms, suites and press box areas. The project was designed by Populous out of Kansas City, MO, with designed assistance by Parker Mudgett Smith, based out of Fort Myers, FL, and was constructed by Manhattan Construction.

A signature feature of the renovated facilities is the Twins Player Development Academy which includes a 58-room residence hall for players and staff, dining facilities, recreational spaces, meeting rooms, educational classrooms and Champions Hall, a 220-seat theater used by players and staff for meetings, conferences and presentations throughout the year. The Academy contains state of the art technology, Wi-Fi throughout and high-tech video systems for player instruction for both major league and minor league players.

In addition to the Player Development Academy, the entire minor league building was renovated including expanded clubhouse with new

lockers for players and staff, new 1,800 square foot training room, high tech video facilities, expanded office space and a new game field for the minor league teams.

The major league facility, team and player upgrades include new athletic training and strength and conditioning rooms, new lockers for players and staff, dedicated dining room space, state-of-the-art video facilities and complete renovation of all office and meeting rooms. The overall project earned the Twins the Ballpark Digest's Best Major Renovations of 2015.

Continuing the renovations at Hammond Stadium prior to the 2016 season, Lee County and the Twins added a shade structure along the leftfield line of the Boardwalk and a permanent serving area on the 4th floor Sky Deck.

Installed prior to 2017, the old scoreboard was replaced with a new full-feature LED video board. The screen measures 18' x 35' and was installed by Daktronics of Brookings, SD. Additionally, the GCL Twins home playing field was named "Bill Smith Field" in honor of the former Twins General Manager and in 2018 a practice field adjacent to the main stadium was named "Stelly Field" in honor of longtime Twins coach Rick Stelmaszek, who passed away the previous year.



The LCSC is home to two Twins minor league affiliates, housing both the Fort Myers Mighty Mussels of the Low-A Southeast League, West Division and the Rookie Level Florida Complex League Twins.

The main stadium was renamed Bill Hammond Stadium late in the 1994 spring season in honor of the longtime Deputy County Manager who was instrumental in getting the complex approved and bringing the Twins to Lee County.

Major league home and visiting clubhouses are included in the stadium proper, and complete facilities for the minor league teams are contained in a building adjacent to their playing fields. Prior to the start of the 2005 spring training, a 6,000 square foot state-of-the-art fitness training room and conference center was built next to the minor league facility.

The major league club's administrative offices are located in the stadium, with the minor league administrative offices in the building adjacent to its fields.

The facility also features a four-field softball complex and other athletic facilities for use by Lee County organizations and visiting amateur baseball and softball teams, plus an 11-acre water-management lake.

The Twins trained in Orlando, FL, from 1936 through 1990 (with the exception of the war years of 1943, '44 and '45, when they conditioned in College Park, MD) and their minor league clubs moved to Terry Park in Fort Myers in 1990, after headquartering in Melbourne, FL, from 1964-89. The entire organization was united for the first time in Lee County in 1991.

The Sports Complex, an \$18.2 million undertaking, was completed in February, 1991. Lescher and Mahoney, an architectural and engineering firm based in Tampa, FL, was the lead architect for the project, with design assistance from Ellerbe Becket of Kansas City, Missouri. Case Contracting Company of Plant City, FL, was the contractor.



SPRING TRAINING RECORDS

INDIVIDUAL RECORDS

All stats since 1965

BATTING

Average (25+ AB)	490, Hisle, 1977
Games	28, Maxwell, 2000 Tyner, 2007
At-Bats	96, Puckett, 1985
Runs	24, Gaetti, 1983
Hits	35, Allen, 1999
Total Bases	67, Gaetti, 1983
Singles	32, Allen, 1999
Doubles	10, Koskie, 2001
	W. Ramirez, 2013
Triples	5, Guzman, 2000
Home Runs	10, Gaetti, 1983
RBI	31, Ward, 1983
Walks	20, Killebrew, 1966
Strikeouts	22, Carew, 1967
	Sanó, 2017
Stolen Bases	9, D. Santana, 2016
Caught Stealing	4, Killebrew, 1971
	J. Nettles, 1973
	Lawton, 1996
GDP	7, Walker, 2000
Sacrifice Hits	4, Wilfong, 1978
Sacrifice Flies	4, Darwin, 1974
	Hocking, 2001
Hit-by-Pitch	4, Gaetti, 1988
	Cordova, 1996

PITCHING

Wins	5, Blyleven, 1975
	O'Connor, 1983
	Viola, 1985
	Lohse, 2006
Losses	4, Grant and Kaat, 1967
	Aldred, 1997
Saves	5, Grzenda, 1969
	Sanders, 1973
Win Percentage	1.000 (5-0), O'Connor, 1983
	1.000 (4-0), Mays, 2002
	1.000 (5-0), Lohse, 2006
ERA (20.0+ IP)	0.33, Blyleven, 1973
Innings Pitched	38.0, Perry, 1970
Hits	48, Blyleven, 1971
	Koosman, 1981
Runs	28, Grant, 1967
Earned Runs	26, Rodriguez, 1998
Home Runs	8, Butcher, 1986
Walks	24, Decker, 1975
Strikeouts	33, Liriano, 2012
Games	13, Davis, 1986
Games Started	8, Grant, 1965
Complete Games	1, many players
Hit-Batsmen	3, many players
Wild Pitches	5, Decker, 1975
	Morris, 1991

TEAM RECORDS

BATTING

Average	327, 1983
At-Bats	1281, 1998
Runs	199, 2001
Hits	363, 1998
Total Bases	546, 2001
Singles	275, 1998
Doubles	74, 2004
Triples	15, 1977
Home Runs	48, 2019
RBI	180, 2001
Walks	127, 1977
Strikeouts	253, 2017
Stolen Bases	32, 2016
Caught Stealing	20, 1973
GDP	49, 1996
Sacrifice Hits	15, 1979
Sacrifice Flies	16, 1989
Hit-by-Pitch	20, 2002

PITCHING

Wins	21, 1991
Losses	22, 1974
Saves	12, 1972 and 73
Win Percentage	.739 (17-6), 1983
ERA	2.82, 1972
Innings Pitched	322.0, 1998
Hits	387, 1997
Runs	220, 1997
Earned Runs	195, 1997
Home Runs	44, 2000 & 2019
Walks	123, 1970
Strikeouts	269, 2019
Games Started	37, 1998
Complete Games	2, 1979
Relief Appearances	140, 2004
Shutouts	5, 1973
Hit-Batsmen	15, 1997 and 2017
Wild Pitches	26, 2001

MISCELLANEOUS RECORDS

One-run games, Won	14, 1989
One-run games, Lost	9, 1988
Extra-Innings, Won	4, 1968 and 96
Extra-Innings, Lost	5, 1967
Night games, Won	5, 1973 and 75
Night games, Lost	3, many years
Day games, Won	20, 1991 and 2004
Day games, Lost	21, 1998
Home games, Won	13, 1991
Home games, Lost	11, 1997
Road games, Won	12, 2012
Road games, Lost	13, 1988
Vs. Right-handers, Won	15, 1996, 2001 and 04
Vs. Right-handers, Lost	17, 1999
Vs. Left-handers, Won	13, 1991
Vs. Left-handers, Lost	12, 1974
Vs. AL, Won	15, 1991
Vs. AL, Lost	15, 1998
Vs. NL, Won	11, 1973, 89 and 2004
Vs. NL, Lost	13, 1974 and 86
Double plays, Twins	41, 1991
Double plays, Opponent	49, 1996
Errors, Team	44, 1967
Errors, Opponent	47, 1991
Errors, Individual	9, Ferrer, 1974 and Meares, 1996
Left-on-base, Twins	258, 1998
Left-on-base, Opponent	257, 1998

Attendance, Season	
Home	170,497 (15), 2010 (two exhibition games at Target Field)
Road	118,111 (17), 1988
Florida	
Orlando	58,796 (14), 1989
Lee County	129,543 (17), 2008
Road	124,733 (19), 2012
Average, Season	
Orlando	7,443 (16), 1989
Lee County	7,808 (16), 2007
Road	7,304 (16), 1996
Average, Florida	
Orlando	4,258 (12), 1988
Lee County	8,091 (16), 2011
Road	5,417 (16), 2005
Attendance, Game High	
Home	35,100, Chicago-NL
	April 1, 1989 at Metrodome
Road	37,637, Colorado
	March 30, 1996 at Denver
Florida	
Orlando	5,488, Los Angeles, March 29, 1964
Lee County	9,298, New York-AL, March 22, 2014
Road	10,698, at New York-AL, March 21, 2013
Attendance, Game Low	
Orlando	432, Philadelphia, April 3, 1974
Lee County	1,389, Texas, April 18, 1995
Road	300, Montreal, March 14, 1974

SPRING TRAINING INFORMATION

TWINS ANNUAL SPRING RECORD

YEAR	RECORD	YEAR	RECORD	YEAR	RECORD	YEAR	RECORD
1961	15-14	1977	14-15	1993	17-13	2009	19-13
1962	12-13	1978	15-10	1994	14-18	2010	16-14
1963	7-20	1979	13-13	1995	8-6	2011	20-12
1964	16-10	1980	15-6	1996	18-15	2012	18-15
1965	11-16	1981	15-13	1997	13-21	2013	17-16
1966	15-13	1982	9-16	1998	15-21-1	2014	9-16-3
1967	12-17	1983	17-6	1999	13-21	2015	13-16-3
1968	12-16	1984	13-13	2000	17-17	2016	19-11-2
1969	12-12	1985	13-16-1	2001	19-14	2017	17-13-3
1970	7-20	1986	11-19	2002	18-14-1	2018	14-14-3
1971	11-15	1987	14-10	2003	19-13	2019	14-13-3
1972	16-9	1988	11-18	2004	20-11	2020	7-9-4
1973	15-14	1989	19-12	2005	15-14-2	2021	11-15-2
1974	5-22	1990	6-9	2006	19-13	2022	9-10
1975	17-13	1991	21-10	2007	14-17	2023	14-15-3
1976	10-5	1992	12-15-1	2008	15-15	TOTALS	882-875-32

SPRING ATTENDANCE

YEAR	DATES	ATTENDANCE	AVERAGE	YEAR	DATES	ATTENDANCE	AVERAGE
1991	18	123,753	6,875	2008	16	124,934	7,808
1992	17	119,920	7,054	2009	17	122,555	7,209
1993	16	90,503	5,656	2010	13	104,712	8,054
1994	15	100,930	6,729	2011	16	129,453	8,091
1995*	7	18,737	2,677	2012	16	117,503	7,344
1996	17	80,027	4,707	2013	17	113,845	6,697
1997	18	89,743	4,986	2014	14	107,806	7,700
1998	19	90,523	4,764	2015	16	123,994	7,294
1999	16	82,527	5,158	2016	15	121,005	8,067
2000	17	99,432	5,849	2017	15	108,365	7,224
2001	18	94,513	5,251	2018	16	115,147	7,196
2002	17	102,238	6,014	2019	18	121,798	6,766
2003	15	106,209	7,081	2020	9	69,998	6,509
2004	15	110,331	7,355	2021**	14	34,586	2,470
2005	15	111,691	7,446	2022	9	45,055	5,006
2006	17	121,574	7,151	2023	16	98,318	6,145
2007	17	129,543	7,620	TOTAL	491	3,331,268	6,784

* - does not include 17 replacement games which drew 49,240

* - capacity limited to 2,470 per game due to COVID-19 safety restrictions



TWINS 2024 SPRING TRAINING DATA

HEADQUARTERS: Drury Inn & Suites Fort Myers
Airport FGCU
9950 University Plaza Dr.
Fort Myers, FL 33913
239-267-1340

STADIUM: Lee Health Sports Complex
14100 Six Mile Cypress Parkway
Fort Myers, FL 33912
239-533-7610

REPORTING DATES: Pitchers & Catchers - Feb. 13
Position Players - Feb. 17

FIRST WORKOUTS: Pitchers & Catchers - Feb. 14
Full Squad - Feb. 18

PHOTO DAY: Feb. 22 from 7:30 am-10 am

EXHIBITION SCHEDULE

DATE	DAY	OPPONENT	SITE	TIME
2/23	Friday	University of Minnesota	Lee Health Sports Complex	6:05 pm
2/24	Saturday	Pittsburgh	Lee Health Sports Complex	1:05 pm
2/25	Sunday	at Boston	JetBlue Park	1:05 pm
2/26	Monday	at New York-AL	Tampa	1:05 pm
2/27	Tuesday	Philadelphia	Lee Health Sports Complex	1:05 pm
2/28	Wednesday	Baltimore	Lee Health Sports Complex	1:05 pm
2/29	Thursday	at Atlanta	North Port	1:05 pm
3/1	Friday	Boston	Lee Health Sports Complex	1:05 pm
3/2	Saturday	at Philadelphia	Clearwater	1:05 pm
3/3	Sunday	Tampa Bay	Lee Health Sports Complex	1:05 pm
3/4	Monday	Atlanta (ss)	Lee Health Sports Complex	1:05 pm
		at Baltimore (ss)	Sarasota	1:05 pm
3/5	Tuesday	at St. Louis	Jupiter	1:05 pm
3/6	Wednesday	Boston	Lee Health Sports Complex	1:05 pm
3/7	Thursday	OFF DAY		
3/8	Friday	at Pittsburgh	Bradenton	1:05 pm
3/9	Saturday	New York-AL	Lee Health Sports Complex	1:05 pm
3/10	Sunday	Washington	Lee Health Sports Complex	1:05 pm
3/11	Monday	at Atlanta	North Port	1:05 pm
3/12	Tuesday	at Detroit	Lakeland	1:05 pm
3/13	Wednesday	St. Louis	Lee Health Sports Complex	1:05 pm
		at Tampa Bay	Port Charlotte	1:05 pm
3/14	Thursday	Toronto	Lee Health Sports Complex	1:05 pm
3/15	Friday	at Boston	JetBlue Park	1:05 pm
3/16	Saturday	Tampa Bay	Lee Health Sports Complex	1:05 pm
		Tampa Bay (Spring Breakout)	Lee Health Sports Complex	4:05 pm
3/17	Sunday	at Toronto	Dunedin	1:07 pm
3/18	Monday	Boston	Lee Health Sports Complex	1:05 pm
3/19	Tuesday	OFF DAY		
3/20	Wednesday	Detroit	Lee Health Sports Complex	1:05 pm
3/21	Thursday	at Washington	West Palm Beach	1:05 pm
3/22	Friday	Atlanta	Lee Health Sports Complex	1:05 pm
		at Tampa Bay	Port Charlotte	1:05 pm
		at Boston	JetBlue Park	6:05 pm
3/23	Saturday	Baltimore	Lee Health Sports Complex	1:05 pm
3/24	Sunday	Baltimore	Lee Health Sports Complex	1:05 pm
3/25	Monday	at Atlanta	North Port	1:05 pm
3/26	Tuesday	Atlanta	Lee Health Sports Complex	1:05 pm

NOTE: All times Eastern ... schedule subject to change.



NATIONAL BASEBALL HALL OF FAME INFORMATION



NATIONAL BASEBALL HALL OF FAME AND MUSEUM

25 Main Street, Cooperstown, New York 13326

Phone: (607) 547-7200 Fax: (607) 547-2044

Public Relations: (607) 547-0215

E-mail Address: info@baseballhalloffame.org

Website: baseballhall.org

Summer Hours: Memorial Day Weekend - Labor Day Weekend: 9 a.m. to 7 p.m.

Regular Hours: 9 a.m. to 5 p.m.

Holiday Closings: Thanksgiving Day, Christmas Day and New Year's Day.

DIRECTORY

Jane Forbes Clark (Chairman), Josh Rawitch (President), Lisa Bendino-Anderson (Vice President, Museum Affairs), Shilpa Ketharaju (Vice President Finance and Administration), Sean Gahagan (Vice President, Retail Merchandising & Licensing), Ken Meiert (Vice President, Sponsorship & Development), Ryan Selzner (Vice President, People and Culture), Jon Shestakofsky (Vice President, Communications and Education) and Craig Muder (Communications Director).

2024 HALL OF FAME WEEKEND - JULY 19-22

Induction Ceremony: Sunday, July 21 at 1:30 p.m. ET, Clark Sports Center — **Awards:** Saturday, July 20

BBWAA Class of 2024: Adrián Beltré, Todd Helton, Jim Leyland, Joe Mauer

MINNESOTA TWINS IN THE HALL OF FAME

A total of 13 former players to earn enshrinement in the Baseball Hall of Fame spent some of their professional careers with the Minnesota Twins, including 2024 electee Joe Mauer (2004-18). Mauer joins Jim Kaat (1959-73), Tony Oliva (1962-76), Bert Blyleven (1970-1976, 1985-1988), Rod Carew (1967-1978), Harmon Killebrew (1961-1974) and Kirby Puckett (1984-1995) as Hall of Famers who spent the majority of their careers with the Twins. Jim Thome (2010-11), Jack Morris (1991), David Ortiz (1997-02), Paul Molitor (1996-1998), Steve Carlton (1987-1988) and Dave Winfield (1993-1994) also played for the Twins. For more information on Twins in the Hall of Fame, visit the Hall of Famers team pages at www.baseballhall.org.

NOTABLE TWINS ARTIFACTS AT THE HALL OF FAME

- Cap worn by Kenta Maeda on Sept. 29, 2020, when he started the first game in the history of the Wild Card round.
- Spikes worn by Jorge Polanco on April 5, 2019, when he hit for the cycle.
- Helmet worn by Joe Mauer when he recorded his 2,000th career hit on April 12, 2018.
- Jersey worn by Miguel Sano on July 10, 2017 during the All-Star Home Run Derby.
- Jersey worn by Brian Dozier on Sept. 22, 2016 when he set a new AL record with his 40th homer of the year as a second baseman.
- Cap worn by Phil Hughes when he set a big league record with a strikeout-to-walk ratio of 11.63-to-1 during the 2014 season.
- Cap and ball from Francisco Liriano's no-hitter on May 3, 2011 against the White Sox.
- Jim Thome's 587th home run bat from Sept. 11, 2010 to become eighth on the all-time list.
- Bat used by Jason Kubel to hit the first home run at Target Field on April 12, 2010.
- Dirt taken from the playing surface of Target Field on April 12, 2010, where the Twins played their first regular-season outdoor home game since Sept. 30, 1981.
- Bat and jersey worn by 2009 AL MVP and batting champion Joe Mauer.
- Bat used by Joe Mauer during the final game of 2006, to seal the AL batting title.
- Batting gloves used by Hall of Famer and seven-time batting champion Rod Carew.



A LOOK AHEAD TO 2025

Ballots for the 2025 Hall of Fame/BBWAA election will be distributed following the 2024 season with results from the voting scheduled to be announced in January 2025. A partial list of first-year candidates for election includes Félix Hernández, CC Sabathia, Ichiro Suzuki and Troy Tulowitzki. Historical information on past BBWAA elections and the election process can be accessed at www.baseballhall.org or by contacting the Hall of Fame Communications department.

CONNECT TO COOPERSTOWN

- For news from Cooperstown, visit at www.baseballhall.org. Stay up-to-date on all the activity at the Hall of Fame's official site, on Twitter @baseballhall and through social networking on Facebook, Instagram and TikTok.
- If you would like to receive interesting stories and timely news items direct from the Hall of Fame and get the inside track on the latest happenings in Cooperstown, sign up for Inside Pitch. There's no cost to receive our weekly electronic newsletter in your e-mail box at home or work and it's easy to enroll. Just log on to www.baseballhall.org/InsidePitch.
- If you have an interest in receiving Around The Horn, the Hall's monthly media newsletter, please send an e-mail to info@baseballhall.org. Be sure to include your name, name of organization and e-mail address. Or visit www.baseballhall.org/media-info.

RESEARCH ASSISTANCE

The Hall of Fame is pleased to provide assistance in baseball research and members of the media are encouraged to utilize this valuable baseball resource whenever necessary by calling the Public Relations department at (607) 547-0215, or the Library Reference desk at (607) 547-0330.

FORMER TWINS/SENATORS IN THE NATIONAL BASEBALL HALL OF FAME

NAME	INDUCTION YEAR	PRIMARY TEAM
Walter Johnson	1936	Washington Senators
Tris Speaker	1937	Cleveland Indians ¹
George Sisler	1939	St. Louis Browns ²
Ed Delahanty	1945	Philadelphia Phillies ³
Clark Griffith	1946	Washington Senators (Executive)
Al Simmons	1953	Cleveland Indians ⁴
Joe Cronin	1956	Boston Red Sox ⁵
Stan Coveleski	1969	Cleveland Indians ⁶
Lefty Gomez	1972	New York Yankees ⁷
Early Wynn	1972	Cleveland Indians ⁸
Bucky Harris	1975	Washington Senators (Manager)
Harmon Killebrew	1984	Minnesota Twins
Rick Ferrell	1984	Boston Red Sox ⁹
Rod Carew	1991	Minnesota Twins
Steve Carlton	1994	Philadelphia Phillies ¹⁰
Kirby Puckett	2001	Minnesota Twins
Dave Winfield	2001	New York Yankees ¹¹
Paul Molitor	2004	Milwaukee Brewers ¹²
Whitey Herzog	2010	St. Louis Cardinals (Manager) ¹³
Bert Blyleven	2011	Minnesota Twins
Jack Morris	2018	Detroit Tigers ¹⁴
Jim Thome	2018	Cleveland Indians ¹⁵
Jim Kaat	2022	Minnesota Twins
Tony Oliva	2022	Minnesota Twins
David Ortiz	2022	Boston Red Sox ¹⁶
Joe Mauer	2024	Minnesota Twins

"Former" in this context is defined as played for, coached for or managed at the major league level.

¹ Speaker played for the Senators in 1927.

² Sisler played for the Senators in 1928.

³ Delahanty played for the Senators from 1902-03.

⁴ Simmons played for the Senators from 1937-38.

⁵ Cronin played for the Senators from 1928-34 and managed them from 1933-34.

⁶ Coveleski played for the Senators from 1925-27.

⁷ Gomez played for the Senators in 1943.

⁸ Wynn played for the Senators from 1939, '41-44, '46-48 and coached for the Twins from 1967-69.

⁹ Ferrell played for the Senators from 1937-41, '44-45, '47.

¹⁰ Carlton played for the Twins from 1987-88.

¹¹ St. Paul native Winfield played for the Twins from 1993-94.

¹² St. Paul native Molitor played for the Twins from 1996-98, coached from 2000-01, '14 and managed from 2015-18.

¹³ Herzog played for the Senators from 1956-58.

¹⁴ St. Paul native Morris played for the Twins in 1991.

¹⁵ Thome played for the Twins from 2010-11.

¹⁶ Ortiz played for the Twins from 1997-2002.



MISCELLANEOUS

MINNESOTA TWINS MAJOR LEAGUE ROSTER

MANAGER: Eric Rocco Baidett; **COACHES:** 35 Hank Conger (First Base/Catching), 75 Nate Dunningham (Quality Control), 46 Tony Boca (Assistant Bench/Infield), 65 Rudy Hernandez (Pitching), 68 Pete Masi (Pitching), 79 David Hopkins (Hitting), 81 Luis Ramirez (Assistant Pitching), 87 Derek Shomon (Assistant Hitting), 84 Colby Stangs (Bullpen), 33 Joyce Ingler (Bench), 40 Tommy Velazquez (Third Base/Outfield); **HEAD ATHLETIC TRAINER:** Nick Palatras; **ASSISTANT ATHLETIC TRAINERS:** STRENGTH & CONDITIONING: Chuck Bradley, Aaron Rutledge

NO.	PITCHERS (22):	B-T	HT	WT	BIRTHPLACE	RESIDENCE	2023 CLUB												
							W	L	ERA	6	GS	SV	IP	H	R	ER	BB	SO	MIS
56	Jorge Alcalá	R-R	6'3"	213	7/28/1995	Bays De Hana, DR	AAA Wichita	0	0	0.00	1	0	1.0	0	0	0	2	4.014	
		R-R	6'3"	213	7/28/1995	Santo Domingo, DR	AAA St. Paul	2	1	1.17	6	0	0	7.2	5	1	4	10	
							MINNESOTA	0	1	6.23	11	0	0	17.1	14	13	12	10	16
							DID NOT PLAY - INJURED												
83	Matt Cantello	R-R	6'2"	226	12/14/1997	Southlake, TX	ACL Giants	0	0	2.25	1	1	0	4.0	5	1	0	4	9.62
21	Anthony DeSclafani	R-R	6'2"	205	4/18/1990	Freshold, NJ	SAN FRANCISCO	4	8	4.88	19	18	0	99.2	105	59	54	20	79
59	Jhann Duran	R-R	6'5"	260	1/8/1988	Esperanza, DR	MINNESOTA	3	6	2.45	59	0	27	62.1	46	25	17	25	84
55	Kody Fambrohn	L-L	6'4"	229	11/27/1996	Mesa, AZ	AA Wichita	1	0	1.00	5	0	1	9.0	8	1	1	6	14
							AAA St. Paul	4	1	2.90	37	2	5	55.0	34	15	19	21	75
							MINNESOTA	2	0	0.75	11	0	0	12.0	6	1	1	5	19
							AAA St. Paul	4	2	5.04	19	12	0	75.0	72	42	39	26	83
53	Brent Headrick	L-L	6'6"	235	12/17/1997	Braidwood, IL	MINNESOTA	3	0	6.31	14	0	1	25.2	27	18	18	10	30
							AAA Buffalo	1	3	6.21	25	0	2	29.0	30	21	20	7	43
32	Jay Jackson	R-R	6'1"	195	10/27/1987	Greenville, SC	TORONTO	3	1	2.12	25	0	0	29.2	16	8	7	9	27
							MINNESOTA	6	10	3.86	71	0	4	65.1	58	30	28	19	68
22	Griffin Jax	R-R	6'2"	198	11/22/1994	Phoenix, AZ	MINNESOTA	11	8	3.66	32	32	0	194.0	176	78	75	53	174
19	Pablo Lopez	L-R	6'4"	221	3/7/1996	Cabimas, VZ	MINNESOTA	2	1	2.38	5	0	22	16	7	6	6	25	2.93
17	Bailey Ober	R-R	6'9"	260	7/12/1995	Huntersville, NC	AAA St. Paul	8	6	3.43	26	26	0	144.1	125	58	55	29	146
							MINNESOTA	0	0	0.00	4	0	0	5.2	4	0	0	1	11
16	Steven Oeltz	L-L	6'2"	202	7/9/1991	Riverside, CA	AAA Jacksonville	3	2	4.45	64	2	0	59.2	50	31	29	24	73
							MIAMI	0	0	6.75	1	1	0	2.2	2	2	2	2	4
20	Chris Paddack	R-R	6'5"	232	1/8/1996	Austin, TX	A- Fort Myers	0	1	4.50	1	1	0	4.0	4	2	2	0	6
							AA Wichita	0	0	0.00	1	0	0	3.0	2	0	0	1	5
							AAA St. Paul	1	0	5.40	2	0	0	5.0	6	3	3	1	8
41	Joe Ryan	R-R	6'2"	209	6/5/1996	San Francisco, CA	MINNESOTA	11	10	4.51	29	29	0	161.2	155	83	81	34	197
44	Cole Sands	R-R	6'3"	234	7/17/1997	Tallahassee, FL	AAA St. Paul	0	2	1.47	19	0	4	30.2	17	6	5	10	41
							MINNESOTA	0	0	3.74	15	0	0	21.2	20	10	9	13	21
63	Josh Staumont	R-R	6'3"	208	12/21/1983	La Habra, CA	MINNESOTA	0	0	0.00	4	0	1	4.0	3	0	0	1	7
							KANSAS CITY	0	0	5.40	21	1	0	20.0	16	12	12	13	24
61	Brock Stewart	L-R	6'3"	222	10/29/1991	Normal, IL	AAA St. Paul	2	0	1.54	10	0	2	11.2	7	3	2	4	22
							MINNESOTA	0	0	0.65	29	0	1	27.2	19	2	2	11	39
56	Caleb Thielbar	R-L	6'0"	219	1/31/1987	Northfield, MN	AA St. Paul	1	0	0.00	4	0	0	4.0	1	0	0	1	5
							MINNESOTA	3	1	3.23	36	0	0	30.2	23	12	11	6	36
48	Justin Toppa	R-R	6'4"	236	3/7/1991	Binghamton, NY	AAA Tacoma	1	0	3.38	3	0	0	2.2	2	1	1	3	3.044
37	Louie Varland	L-R	6'1"	216	12/29/1997	St. Paul, MN	SEATTLE	5	4	2.61	75	0	3	69.0	61	26	20	18	61
							MINNESOTA	7	1	3.97	16	15	0	81.2	84	36	26	88	
57	Zack Weiss	R-R	6'3"	220	6/16/1992	Irvine, CA	MINNESOTA	4	3	4.63	17	10	0	68.0	66	35	17	71	
							AAA Salt Lake	2	1	6.03	30	0	2	37.1	42	25	25	24	50
							AAA Worcester	0	0	0.00	4	0	0	4.0	2	0	0	2	6
							LAS ANGELES-AL	1	0	5.06	6	0	0	5.1	6	3	3	2	7
74	Josh Winder	R-R	6'5"	248	10/11/1996	Richmond, VA	BOSTON	0	0	2.08	6	0	0	8.2	3	3	2	4	8
							A- Fort Myers	0	1	1.93	3	0	0	4.2	5	1	1	2	7
							AAA St. Paul	5	3	6.16	18	0	2	30.2	39	22	21	19	39
							MINNESOTA	2	1	4.15	19	0	1	34.2	35	16	14	26	
78	Simson Woods Richardson	R-R	6'3"	227	9/27/2000	Sugar Land, TX	AAA St. Paul	7	6	4.91	24	22	0	113.2	109	68	62	61	96
							MINNESOTA	0	0	9.64	1	0	0	4.2	7	5	5	3	5



MINNESOTA TWINS MAJOR LEAGUE ROSTER, CONTINUED

NO.	CATCHERS (3):	P-T	HT.	WT.	BORN	BIRTHPLACE	RESIDENCE	2023 CLUB	AVG	G	AB	R	H	2B	3B	HR	RBI	BB	SO	SB	MLS
85	Jair Camargo	R-R	5'10"	243	7/17/1990	Barranquilla, COL	Barranquilla, COL	AAA-SI: Paul	.259	90	332	56	86	16	1	21	63	29	119	2	0,000
27	Ryon Jeffers	R-R	6'4"	235	6/3/1997	Raleigh, NC	Wilmington, NC	MINNESOTA	.276	96	286	46	79	15	2	14	43	33	93	3	3,089
8	Christian Vazquez	R-R	5'9"	216	8/21/1990	Bayamon, PR	Davis, FL	MINNESOTA	.223	102	327	34	73	13	0	6	32	26	82	1	9,031
NO.	INFELDERS (8):	P-T	HT.	WT.	BORN <td>BIRTHPLACE <td>RESIDENCE <td>2023 CLUB <td>AVG</td> <td>G <td>AB <td>R <td>H <td>2B <td>3B <td>HR <td>RBI <td>BB <td>SO <td>SB <td>MLS</td> </td></td></td></td></td></td></td></td></td></td></td></td></td></td>	BIRTHPLACE <td>RESIDENCE <td>2023 CLUB <td>AVG</td> <td>G <td>AB <td>R <td>H <td>2B <td>3B <td>HR <td>RBI <td>BB <td>SO <td>SB <td>MLS</td> </td></td></td></td></td></td></td></td></td></td></td></td></td>	RESIDENCE <td>2023 CLUB <td>AVG</td> <td>G <td>AB <td>R <td>H <td>2B <td>3B <td>HR <td>RBI <td>BB <td>SO <td>SB <td>MLS</td> </td></td></td></td></td></td></td></td></td></td></td></td>	2023 CLUB <td>AVG</td> <td>G <td>AB <td>R <td>H <td>2B <td>3B <td>HR <td>RBI <td>BB <td>SO <td>SB <td>MLS</td> </td></td></td></td></td></td></td></td></td></td></td>	AVG	G <td>AB <td>R <td>H <td>2B <td>3B <td>HR <td>RBI <td>BB <td>SO <td>SB <td>MLS</td> </td></td></td></td></td></td></td></td></td></td>	AB <td>R <td>H <td>2B <td>3B <td>HR <td>RBI <td>BB <td>SO <td>SB <td>MLS</td> </td></td></td></td></td></td></td></td></td>	R <td>H <td>2B <td>3B <td>HR <td>RBI <td>BB <td>SO <td>SB <td>MLS</td> </td></td></td></td></td></td></td></td>	H <td>2B <td>3B <td>HR <td>RBI <td>BB <td>SO <td>SB <td>MLS</td> </td></td></td></td></td></td></td>	2B <td>3B <td>HR <td>RBI <td>BB <td>SO <td>SB <td>MLS</td> </td></td></td></td></td></td>	3B <td>HR <td>RBI <td>BB <td>SO <td>SB <td>MLS</td> </td></td></td></td></td>	HR <td>RBI <td>BB <td>SO <td>SB <td>MLS</td> </td></td></td></td>	RBI <td>BB <td>SO <td>SB <td>MLS</td> </td></td></td>	BB <td>SO <td>SB <td>MLS</td> </td></td>	SO <td>SB <td>MLS</td> </td>	SB <td>MLS</td>	MLS
4	Carlos Correa	R-R	6'4"	220	9/22/1994	Santa Isabel, PR	Houston, TX	MINNESOTA	.230	135	500	60	118	29	2	18	65	59	131	0	8,119
12	Kyle Farmer	R-R	6'0"	205	8/17/1990	Atlanta, GA	Atlanta, GA	MINNESOTA	.256	120	336	49	66	14	2	11	46	23	86	2	5,129
47	Eduard Julien	L-R	6'0"	194	4/30/1999	Quebec City, CAN	Quebec City, CAN	AAA-SI: Paul	.233	38	133	29	39	12	0	5	22	32	42	3	0,135
								MINNESOTA	.263	109	338	60	89	16	1	16	37	64	128	3	
								MINNESOTA	.270	88	281	35	76	14	1	11	41	26	80	1	
								AA Wichita	.333	2	6	3	2	1	0	0	1	1	3	2	1,142
								AAA-SI: Paul	.356	12	45	11	16	1	0	6	13	5	13	3	
								MINNESOTA	.309	58	217	36	67	7	0	15	52	20	55	6	
82	Austin Martin	R-R	6'0"	191	3/23/1999	Deland, FL	Orange Park, FL	FCL Twins	.429	3	7	2	3	0	0	1	2	1	2	1	0,000
								A-Fort Myers	.158	5	19	0	3	0	0	0	1	2	1	2	
								AAA-SI: Paul	.263	59	205	33	54	11	0	6	28	36	43	16	
64	Jose Miranda	R-R	6'2"	222	6/29/1998	Nega Alta, PR	Nega Alta, PR	AAA-SI: Paul	.255	39	161	24	41	6	1	3	23	15	29	2	1,118
								MINNESOTA	.211	40	142	12	30	4	0	3	13	9	24	0	
30	Carlos Santana	S-R	5'11"	213	4/8/1986	Santo Domingo, DR	Tampa, FL	PITTSBURGH	.235	94	345	45	81	25	0	12	53	45	69	6	13,115
								MILWAUKEE	.249	52	205	33	51	8	1	11	33	20	35	0	
								AA Wichita	.287	84	334	56	96	15	2	24	62	36	117	3	0,000
								AAA-SI: Paul	.233	36	133	24	31	2	1	11	22	15	56	0	
NO.	OUTFIELDERS (7):	P-T	HT.	WT.	BORN <td>BIRTHPLACE <td>RESIDENCE <td>2023 CLUB <td>AVG</td> <td>G <td>AB <td>R <td>H <td>2B <td>3B <td>HR <td>RBI <td>BB <td>SO <td>SB <td>MLS</td> </td></td></td></td></td></td></td></td></td></td></td></td></td></td>	BIRTHPLACE <td>RESIDENCE <td>2023 CLUB <td>AVG</td> <td>G <td>AB <td>R <td>H <td>2B <td>3B <td>HR <td>RBI <td>BB <td>SO <td>SB <td>MLS</td> </td></td></td></td></td></td></td></td></td></td></td></td></td>	RESIDENCE <td>2023 CLUB <td>AVG</td> <td>G <td>AB <td>R <td>H <td>2B <td>3B <td>HR <td>RBI <td>BB <td>SO <td>SB <td>MLS</td> </td></td></td></td></td></td></td></td></td></td></td></td>	2023 CLUB <td>AVG</td> <td>G <td>AB <td>R <td>H <td>2B <td>3B <td>HR <td>RBI <td>BB <td>SO <td>SB <td>MLS</td> </td></td></td></td></td></td></td></td></td></td></td>	AVG	G <td>AB <td>R <td>H <td>2B <td>3B <td>HR <td>RBI <td>BB <td>SO <td>SB <td>MLS</td> </td></td></td></td></td></td></td></td></td></td>	AB <td>R <td>H <td>2B <td>3B <td>HR <td>RBI <td>BB <td>SO <td>SB <td>MLS</td> </td></td></td></td></td></td></td></td></td>	R <td>H <td>2B <td>3B <td>HR <td>RBI <td>BB <td>SO <td>SB <td>MLS</td> </td></td></td></td></td></td></td></td>	H <td>2B <td>3B <td>HR <td>RBI <td>BB <td>SO <td>SB <td>MLS</td> </td></td></td></td></td></td></td>	2B <td>3B <td>HR <td>RBI <td>BB <td>SO <td>SB <td>MLS</td> </td></td></td></td></td></td>	3B <td>HR <td>RBI <td>BB <td>SO <td>SB <td>MLS</td> </td></td></td></td></td>	HR <td>RBI <td>BB <td>SO <td>SB <td>MLS</td> </td></td></td></td>	RBI <td>BB <td>SO <td>SB <td>MLS</td> </td></td></td>	BB <td>SO <td>SB <td>MLS</td> </td></td>	SO <td>SB <td>MLS</td> </td>	SB <td>MLS</td>	MLS
25	Byron Buxton	R-R	6'2"	210	12/18/1993	Baxley, GA	Baxley, GA	AAA-SI: Paul	.167	4	12	0	2	0	0	0	1	2	5	0	7,160
								MINNESOTA	.207	85	304	49	63	17	1	17	42	35	109	9	
26	Max Kepler	L-L	6'4"	226	2/10/1993	Berlin, Germany	Memphis, FL	MINNESOTA	.260	130	438	72	114	22	2	24	66	45	106	1	7,152
19	Alex Kiriloff	L-L	6'2"	223	11/09/1997	Pittsburgh, PA	Fort Myers, FL	A-Fort Myers	.250	4	12	2	3	0	0	1	1	3	3	0	2,141
								AAA-SI: Paul	.389	16	66	14	24	4	0	5	18	6	13	2	
								AAA-SI: Paul	.271	72	262	56	71	14	1	15	47	50	50	2	2,014
9	Trevor Larnach	L-R	6'4"	223	2/28/1997	Wahnet Creek, CA	Corvallis, OR	MINNESOTA	.213	58	183	26	39	7	3	8	40	47	72	1	
								AAA-Durham	.833	2	6	3	5	1	0	0	5	2	0	0	7,012
13	Manuel Margot	R-R	6'2"	202	9/28/1994	San Cristobal, DR	San Cristobal, DR	AAA-Durham	.264	99	311	39	82	21	1	4	38	18	55	9	
90	Emmanuel Rodriguez	L-L	5-10	224	2/28/2003	Santiago de los Caballeros, DR	Santiago de los Caballeros, DR	Fort Myers	.240	99	354	85	13	9	16	15	45	92	134	5	0,000
38	Matt Wallner	L-R	6'4"	246	12/12/1997	Forest Lake, MN	Forest Lake, MN	AAA-SI: Paul	.291	67	254	50	74	20	3	11	47	39	87	0	0,111
								MINNESOTA	.249	76	213	42	53	11	1	14	41	28	80	2	
NO.	UTILITY (1):	P-T	HT.	WT.	BORN <td>BIRTHPLACE <td>RESIDENCE <td>2023 CLUB <td>AVG</td> <td>G</td> <td>AB</td> <td>R</td> <td>H</td> <td>2B <td>3B <td>HR <td>RBI <td>BB <td>SO <td>SB <td>MLS</td> </td></td></td></td></td></td></td></td></td></td>	BIRTHPLACE <td>RESIDENCE <td>2023 CLUB <td>AVG</td> <td>G</td> <td>AB</td> <td>R</td> <td>H</td> <td>2B <td>3B <td>HR <td>RBI <td>BB <td>SO <td>SB <td>MLS</td> </td></td></td></td></td></td></td></td></td>	RESIDENCE <td>2023 CLUB <td>AVG</td> <td>G</td> <td>AB</td> <td>R</td> <td>H</td> <td>2B <td>3B <td>HR <td>RBI <td>BB <td>SO <td>SB <td>MLS</td> </td></td></td></td></td></td></td></td>	2023 CLUB <td>AVG</td> <td>G</td> <td>AB</td> <td>R</td> <td>H</td> <td>2B <td>3B <td>HR <td>RBI <td>BB <td>SO <td>SB <td>MLS</td> </td></td></td></td></td></td></td>	AVG	G	AB	R	H	2B <td>3B <td>HR <td>RBI <td>BB <td>SO <td>SB <td>MLS</td> </td></td></td></td></td></td>	3B <td>HR <td>RBI <td>BB <td>SO <td>SB <td>MLS</td> </td></td></td></td></td>	HR <td>RBI <td>BB <td>SO <td>SB <td>MLS</td> </td></td></td></td>	RBI <td>BB <td>SO <td>SB <td>MLS</td> </td></td></td>	BB <td>SO <td>SB <td>MLS</td> </td></td>	SO <td>SB <td>MLS</td> </td>	SB <td>MLS</td>	MLS
50	Willi Castro	S-R	6'1"	211	4/24/1997	Rio Piedras, PR	Port St. Lucie, FL	AAA-SI: Paul	.182	3	11	2	2	0	0	0	1	2	5	0	4,017
								MINNESOTA	.257	124	358	60	92	18	5	9	34	34	99	33	

NON-ROSTER PLAYERS (19)

NO.	PITCHERS (9)	B-T	HT	WT	BORN	BIRTHPLACE	RESIDENCE	2023 CLUB	W	L	ERA	G	GS	SV	IP	H	R	ER	BB	SO	MIS
31	Jordan Batzovic	R-R	6'5"	210	9/27/1998	Oakville, OH	Mississauga, CAN	AAA St. Paul	1	1	5.72	22	3	0	45.2	47	29	27	32	54	0.065
51	Matt Bowman	R-R	6'0"	186	5/31/1991	Chey Chase, MD	New York, NY	MINNESOTA AAA Scranton/Wilkes-Barre	4	0	4.44	18	0	5	24.1	26	13	12	12	17	
43	Jeff Brigham	R-R	6'0"	219	2/16/1992	Federal Way, WA	Federal Way, WA	NEW YORK-AL AAA Syracuse	0	1	9.00	3	0	0	4.0	6	4	2	3	3	
58	Randy Obriak	R-R	6'1"	233	1/27/1995	South Park, PA	Falling Waters, NY	NEW YORK-NL AAA St. Paul	1	3	5.26	37	0	0	37.2	26	23	22	18	42	
54	Daniel Duarte	R-R	6'0"	239	3/20/1996	Huatabampo, MEX	Gilbert, AZ	AAA Louisville	5	9	5.13	51	26	1	126.1	148	82	72	61	115	3.038
95	David Festa	R-R	6'6"	195	3/6/2000	Verona, NJ	Verona, NJ	CINCINNATI AAA Wichita	3	0	3.69	31	0	1	31.2	24	14	13	20	23	
31	Romy Henriquez	R-R	5'10"	165	6/20/2000	Bonap, DR	Bonap, DR	AAA St. Paul	1	1	2.92	3	3	0	12.1	10	4	2	3	4	0.061
77	Ryan Jensen	R-R	6'0"	197	1/23/1997	Monterey, CA	Saltinas, CA	AAA St. Paul	5	3	5.68	37	0	1	57.0	54	38	36	36	49	
94	Pat Winkel	R-R	6'0"	217	1/27/2000	New Haven, CT	Orange, CT	AAA Tacoma	2	5	5.77	14	6	0	32.1	36	23	20	22	40	0.000
71	Jovani Moran	L-L	6'1"	195	4/24/1997	Maguey, PR	Salama Grande, PR	AAA St. Paul	0	1	3.18	13	0	1	11.1	9	4	4	8	12	
								MINNESOTA	2	2	5.31	43	0	0	42.1	35	27	25	27	48	

NO.	CATCHERS (4)	B-T	HT	WT	BORN	BIRTHPLACE	RESIDENCE	2023 CLUB	AVG	G	AB	R	H	ZB	3B	HR	RBI	BB	SO	SB	MIS
76	Alex Isola	R-R	5'11"	227	7/22/1998	Lincoln, CA	Lincoln, CA	AAA Wichita	.279	110	408	66	114	22	0	20	58	50	100	5	0.000
62	Brian O'Keefe	R-R	6'1"	221	7/15/1993	Albany, NY	Albany, NY	AAA Tacoma	.238	91	353	63	84	25	0	23	67	46	99	2	0.053
86	Chris Williams	R-R	5'11"	216	11/23/1996	Garden Grove, CA	Garden Grove, CA	SEATTLE AAA St. Paul	.105	8	19	0	2	2	0	0	2	2	7	0	
94	Pat Winkel	L-R	6'0"	217	1/27/2000	New Haven, CT	Orange, CT	AAA Wichita	.236	95	309	58	73	13	2	21	75	51	122	3	0.000
								AAA Wichita	.266	88	304	43	81	16	1	10	48	45	86	3	0.000

NO.	INFELDERS (4)	B-T	HT	WT	BORN	BIRTHPLACE	RESIDENCE	2023 CLUB	AVG	G	AB	R	H	ZB	3B	HR	RBI	BB	SO	SB	MIS
92	Michael Heimann	R-R	5'11"	191	5/23/1996	Lincoln, NE	Lincoln, NE	AAA Wichita	.421	5	19	7	8	3	1	0	4	3	3	3	0.000
72	Brooks Lee	S-R	5'11"	215	2/14/2001	San Luis Obispo, CA	San Luis Obispo, CA	AAA St. Paul	.227	6	22	2	5	1	0	1	5	1	5	0	
70	Anthony Piro	R-R	5'9"	196	5/11/1998	Brooklyn, NY	Staten Island, NY	AAA St. Paul	.296	27	108	22	32	7	1	6	31	7	16	5	
96	Aram Sabato	R-R	6'2"	246	6/4/1999	Rye Brook, NY	Chapel Hill, NC	AAA Wichita	.292	87	349	63	102	31	0	11	61	41	63	6	0.000
								AAA St. Paul	.237	38	152	20	36	8	3	5	23	15	28	1	
								AAA Wichita	.171	43	129	17	22	2	1	2	15	20	35	8	0.000
								AAA St. Paul	.302	72	233	57	70	23	1	10	45	59	69	10	
								AAA Wichita	.221	77	272	38	60	19	1	12	45	42	103	2	0.000

NO.	OUTFIELDERS (1)	B-T	HT	WT	BORN	BIRTHPLACE	RESIDENCE	2023 CLUB	AVG	G	AB	R	H	ZB	3B	HR	RBI	BB	SO	SB	MIS
89	DaShawn Neusey Jr.	L-L	6'0"	191	5/13/1997	San Diego, CA	San Diego, CA	AAA Wichita	.305	91	361	59	110	17	5	13	48	31	83	31	0.000
								AAA St. Paul	.264	39	129	20	34	1	3	2	13	19	31	8	

NO.	UTILITY (1)	B-T	HT	WT	BORN	BIRTHPLACE	RESIDENCE	2023 CLUB	AVG	G	AB	R	H	ZB	3B	HR	RBI	BB	SO	SB	MIS
24	Mio Godrum	S-R	6'3"	221	2/28/1992	Atlanta, GA	Stockbridge, GA	AAA Worcester	.280	65	218	49	61	9	1	8	36	66	60	7	4.093





MINNESOTA TWINS 2024 SCHEDULE / TWINS.COM / 612-33-TWINS

MARCH/APRIL

SUN	MON	TUE	WED	THU	FRI	SAT
				28 KC S/B 3:10	29 B	30 KC B 3:10
31 KC S/B 1:10	1	2 MIL S/B 3:10	3 MIL B 12:10	4 C S/B 3:10	5	6 C BX 1:10
7 C S/B 1:10	8 LA B 6:40	9 LA S/B 6:40	10 LA B 12:10	11 DET B 12:10	12 DET BX 5:40	13 DET B 12:10
14 DET S/B 12:40	15 BAL S/B 5:35	16 BAL S/B 5:35	17 BAL B 12:05	18	19 D B 7:10	20 D B 1:10
21 DET S/B 1:10	22 CWS B/FS1 6:40	23 CWS S/B 6:40	24 S B 6:40	25 S B 12:10	26 LAA B 8:38	27 LAA B 8:38
28 LAA S/B 3:07	29 CWS B/FS1 6:40	30 CWS S/B 6:40				

JUNE

SUN	MON	TUE	WED	THU	FRI	SAT
						1 HOU B 3:10
2 HOU S/B 1:10	3	4 NYY S/B/TBS 6:05	5 NYY B 6:05	6 NYY B 6:05	7 PIT B 5:40	8 PIT B 3:05
9 PIT S/B 12:35	10 R B 6:40	11 R S/B 6:40	12 R B 12:10	13 A's B 6:40	14 A's B 7:10	15 A's B 1:10
16 A's S/B 1:10	17	18 TB S/B 6:40	19 TB B 6:40	20 TB B 12:10	21 OAK B 8:40	22 OAK B 3:07
23 OAK S/B 3:07	24	25 ARI B 8:40	26 ARI B 8:40	27 ARI B 2:40	28 SEA B 8:40	29 SEA B 9:10
30 SEA S/B 3:10						

AUGUST

SUN	MON	TUE	WED	THU	FRI	SAT
				1	2 S B 7:10	3 S B 6:10
4 S S/B 1:10	5 CHC B 7:05	6 CHC S/B 7:05	7 CHC B 1:20	8	9 C B 7:10	10 C B 6:10
11 C S/B 1:10	12 KC B 6:40	13 KC S/B 6:40	14 KC B 12:10	15 TEX B/FS1 7:05	16 TEX B 7:05	17 TEX B 6:05
18 TEX S/B 1:35	19 SD B/FS1 8:40	20 SD B 8:40	21 SD B 5:40	22	23 S B 7:10	24 S B 6:10
25 S S/B 1:10	26 A B 6:40	27 A S/B 6:40	28 A B 6:40	29	30 B 7:10	31 B 6:10

MAY

SUN	MON	TUE	WED	THU	FRI	SAT
			1 CWS B 1:10	2	3 B B 7:10	4 B B 1:10
5 B S/B 1:10	6 S B 6:40	7 S S/B 6:40	8 S B 6:40	9 S B 12:10	10 TOR B 6:07	11 TOR B 2:07
12 TOR S/B 12:37	13	14 NY S/B 6:40	15 NY B 6:40	16 NY B 12:10	17 CLE B 6:10	18 CLE B 5:10
19 CLE S/B 12:40	20 WSH B 5:45	21 WSH S/B 5:45	22 WSH B 12:05	23	24 T B 7:10	25 T B 1:10
26 T S/B 1:10	27 KC B 1:10	28 KC S/B 6:40	29 KC B 6:40	30 KC B 12:10	31 HOU B 7:10	

JULY

SUN	MON	TUE	WED	THU	FRI	SAT
	1	2 D S/B 6:40	3 D B 7:10	4 D B 1:10	5 A B 7:10	6 A B 1:10
7 A S/B 1:10	8 CWS B 7:10	9 CWS S/B 7:10	10 CWS B 1:10	11	12 SF B 9:15	13 SF F 6:15
14 SF S/B 3:05	15	16	17	18	19	20 D B 6:10
21 D S/B 1:10	22 P B 6:40	23 P S/B 6:40	24 P B 12:10	25	26 DET B 5:40	27 DET B 5:10
28	29 DET B 12:40	30 NYM B 6:10	31 NYM S/B 6:10			

SEPTEMBER

SUN	MON	TUE	WED	THU	FRI	SAT
1 S/B 1:10	2 TB B 5:50	3 TB S/B 5:50	4 TB B 5:50	5 TB B 12:10	6 KC B 7:10	7 KC B 6:10
8 KC S/B 1:10	9 A B 6:40	10 A S/B 6:40	11 A B 6:10	12	13 C B 7:10	14 C B 6:10
15 C S/B 1:10	16 CLE B 5:40	17 CLE S/B 5:40	18 CLE B 5:40	19 CLE B 12:10	20 BOS B 6:10	21 BOS B 3:10
22 BOS S/B 12:35	23	24 M S/B 6:40	25 M B 6:40	26 M B 6:40	27 C B 7:10	28 C B 1:10
29 C S/B 2:10	30					

■ Home Games ■ Road Games

All games on News Talk 830 WCCO, 102.9 The Wolf, Treasure Island Baseball Network and streaming on the Audacy app. All Spanish game broadcasts are streaming on twinsbeisbol.com and on SAP through BSN. Schedule subject to change.



B Bally Sports North BX Bally Sports North Extra F FOX F1 FOX Sports 1 T TBS S Spanish Radio